



**EQ SMART-LEVEL**  
**NEWMAR SYSTEM BOOK**  
**2012-2025**

## TABLE OF CONTENTS

2012	Bay Star Sport and Bay Star	8
2013	Bay Start Sport and Bay Star	9
2013	Canyon Star	10
2014	Bay Star Sport and Bay Star	11
2014	Canyon Star	12
2014	Ventana LE-206" Wheel Base	13
2014	Ventana LE-228" Wheel Base	13
2014	Ventana LE-252" Wheel Base	14
2015	Bay Star Sport and Bay Star	15
2015	Canyon Star	16
2015	Ventana LE-206" Wheel Base	17
2015	Ventana LE-228" Wheel Base	17
2015	Ventana LE-252" Wheel Base	18
2016	Bay Star Sport and Bay Star	19
2016	Canyon Star	20
2016	Ventana LE-206" Wheel Base	21
2016	Ventana LE-240" Wheel Base	22
2016	Ventana LE-276" Wheel Base	23
2017	Bay Star Sport and Bay Star	24
2017	Canyon Star	25
2017	Ventana LE-206" Wheel Base	26
2017	Ventana LE-242" Wheel Base	27

2017	Ventana LE-276" Wheel Base	28
2017	Ventana-206" Wheel Base	29
2017	Ventana-242" Wheel Base & 245" + Tag	30
2017	Ventana-281" Wheelbase + Tag	31
2018	Bay Star Sport and Bay Star	32
2018	Canyon Star	33
2018	Ventana LE-206" Wheel Base	34
2018	Ventana LE-242" Wheel Base	35
2018	Ventana LE-276" Wheel Base	36
2018	Ventana-206" Wheel Base	37
2018	Ventana-242" Wheel Base & 245" + Tag	38
2018	Ventana-281" Wheelbase + Tag	39
2019	Bay Star Sport and Bay Star	40
2019	Canyon Star	41
2019	Ventana LE-206" Wheel Base	42
2019	Ventana LE-242" Wheel Base	43
2019	Ventana LE-276" Wheel Base	44
2019	Ventana-206" Wheel Base	45
2019	Ventana-242" Wheel Base & 245" + Tag (FCCC)	46
2019	Ventana-242" Wheel Base & 245" + Tag (SPARTAN)	47
2019	Ventana-281" Wheelbase + Tag (FCCC)	48
2019	Ventana-281" Wheelbase + Tag (SPARTAN)	49
2020	Bay Star Sport and Bay Star	50
2020	Canyon Star	51

2020	Kountry Star-206" Wheel Base	52
2020	Kountry Star-242" Wheel Base	53
2020	Kountry Star-276" Wheel Base	54
2020	Ventana-206" Wheel Base	55
2020	Ventana-242" Wheel Base & 245" + Tag (FCCC)	56
2020	Ventana-242" Wheel Base & 245" + Tag (SPARTAN)	57
2020	Ventana-281" Wheelbase + Tag (FCCC)	58
2020	Ventana-281" Wheelbase + Tag (SPARTAN)	59
2021	Bay Star Sport and Bay Star	60
2021	Canyon Star	61
2021	Kountry Star-206" Wheel Base	62
2021	Kountry Star-242" Wheel Base	63
2021	Kountry Star-276" Wheel Base	64
2021	Ventana-206" Wheel Base (FCCC)	65
2021	Ventana-206" Wheel Base (SPARTAN)	66
2021	Ventana-242" Wheel Base & 245" + Tag (FCCC)	67
2021	Ventana-242" Wheel Base (SPARTAN)	68
2021	Ventana-245" Wheelbase + Tag (SPARTAN)	69
2021	Ventana-281" Wheelbase + Tag (FCCC)	70
2021	Ventana-281" Wheelbase + Tag (SPARTAN)	71
2022	Bay Star Sport and Bay Star	72
2022	Canyon Star	73
2022	Kountry Star-206" Wheel Base	74



2022	Kountry Star-242" Wheel Base	75
2022	Kountry Star-276" Wheel Base	76
2022	Ventana-206" Wheel Base (FCCC)	77
2022	Ventana-206" Wheel Base (SPARTAN)	78
2022	Ventana-242" Wheel Base & 245" + Tag (FCCC)	79
2022	Ventana-242" Wheel Base (SPARTAN)	80
2022	Ventana-245" Wheelbase + Tag (SPARTAN)	81
2022	Ventana-281" Wheelbase + Tag (FCCC)	82
2022	Ventana-281" Wheelbase + Tag (SPARTAN)	83
2023	Bay Star Sport and Bay Star	84
2023	Canyon Star	85
2023	Kountry Star-206" Wheel Base	86
2023	Kountry Star-242" Wheel Base	87
2023	Kountry Star-276" Wheel Base	88
2023	Ventana-206" Wheel Base (FCCC)	89
2023	Ventana-206" Wheel Base (SPARTAN)	90
2023	Ventana-242" Wheel Base & 245" + Tag (FCCC)	91
2023	Ventana-242" Wheel Base (SPARTAN)	92
2023	Ventana-245" Wheelbase + Tag (SPARTAN)	93
2023	Ventana-281" Wheelbase + Tag (FCCC)	94
2023	Ventana-281" Wheelbase + Tag (SPARTAN)	95
2024	Bay Star Sport and Bay Star	96
2024	Canyon Star	97
2024	Kountry Star-206" Wheel Base	98

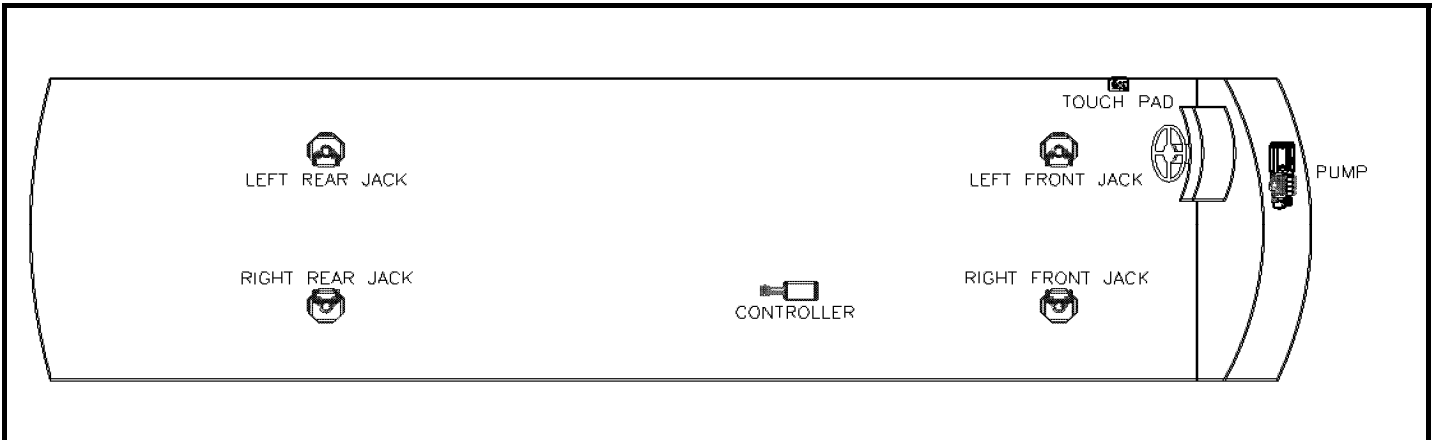
2024	Kountry Star-242" Wheel Base	99
2024	Kountry Star-276" Wheel Base	100
2024	Ventana-206" Wheel Base (FCCC)	101
2024	Ventana-206" Wheel Base (SPARTAN)	102
2024	Ventana-242" Wheel Base & 245" + Tag (FCCC)	103
2024	Ventana-242" Wheel Base (SPARTAN)	104
2024	Ventana-245" Wheelbase + Tag (SPARTAN)	105
2024	Ventana-281" Wheelbase + Tag (FCCC)	106
2024	Ventana-281" Wheelbase + Tag (SPARTAN)	107
2025	Bay Star Sport and Bay Star	108
2025	Canyon Star	109
2025	Kountry Star-206" Wheel Base	110
2025	Kountry Star-242" Wheel Base	111
2025	Kountry Star-276" Wheel Base	112
2025	Ventana-206" Wheel Base (FCCC)	113
2025	Ventana-206" Wheel Base (SPARTAN)	114
2025	Ventana-242" Wheel Base & 245" + Tag (FCCC)	115
2025	Ventana-242" Wheel Base (SPARTAN)	116
2025	Ventana-245" Wheelbase + Tag (SPARTAN)	117
2025	Ventana-281" Wheelbase + Tag (FCCC)	118
2025	Ventana-281" Wheelbase + Tag (SPARTAN)	119
Pump Drawings	(7770, 7770KS, 7837, 7837KS, 7948KS)	120-143
Jack Drawings	( 7214, 7636, 7835, 7835A, 7850, 7850A, 7851, 7851A, 7852, 7852A, 7965, 7965A, 70119, 70266)	144-185

Hose Kits	(7762, 7791, 7838, 7839, 7964, 70264)	186-197
Electrical Schematics	(8282-A/8612, 8582B-C/8612A-B, 8582D/8612C, 8282/8311/8642/8643/8749, 8244A/8245A/8282A/8311A/8642A/8643A/8749A, 8582F/8612E, 8846, 8244B/8245B/8282B/8311B/8642B/8543B/8749B)	198-205
Purging Instructions		206-207





**MY2013 BAY STAR SPORT 2702, 2901, 3209, 3310-OPTIONAL ON ALL FLOOR PLANS LISTED  
 MY2013 BAY STAR 2901, 3002, 3012, 3209, 3302, 3305-STANDARD ON ALL BAY STAR FLOOR PLANS LISTED**



**Notes:**

---



---



---



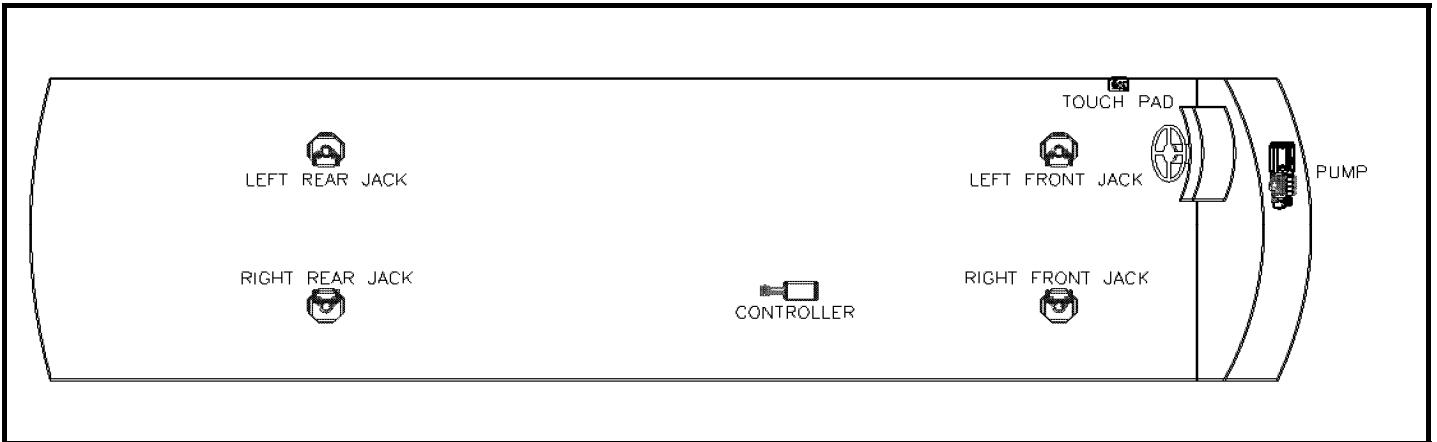
---



---

Item, Length	Description / Location	Qty	Color	Equalizer Part No.
Kit	(Items listed below)	1		8582A
Pump	4-Function, Jacks	1		7770
Jack	7,500 lbs, 15" Stroke	4		7636
Touch Pad	Located to the left of the drivers seat	1		3103
AL Controller	Attached to bottom of structure	1		3055
Harness	Connects Pump, Controller, & Touch Pad	1		6918
Hose Kit	Complete Set of Hoses	1		7762
Hose, 6'	Pump to Jack, Left Front Top	1	Brown Solid	2461
Hose, 8'	Pump to Jack, Left Front Bottom	1	Brown Stripe	2463
Hose, 8'	Pump to Jack, Right Front Top	1	White Solid	2463
Hose, 8'	LR Jack Bottom to RR Jack Bottom	1	Orange/Yellow Stripe	2463
Hose, 10'	LF Jack Bottom to RF Jack Bottom	1	Brown/White Stripe	2465
Hose, 30'	Pump to Jack, Left Rear Top	1	Orange Solid	2527
Hose, 30'	Pump to Jack, Right Rear Top	1	Yellow Solid	2527
Hose, 32'	Pump to Jack, Right Rear Bottom	1	Yellow Stripe	2482
<b>Options</b>				
<b>Revisions</b>				

**MY2013 CANYON STAR 3313, 3515, 3610, 3810, 3856, 3911, 3920, 3940, 3953  
STANDARD ON ALL FLOOR PLANS LISTED**



**Notes:**

---



---



---



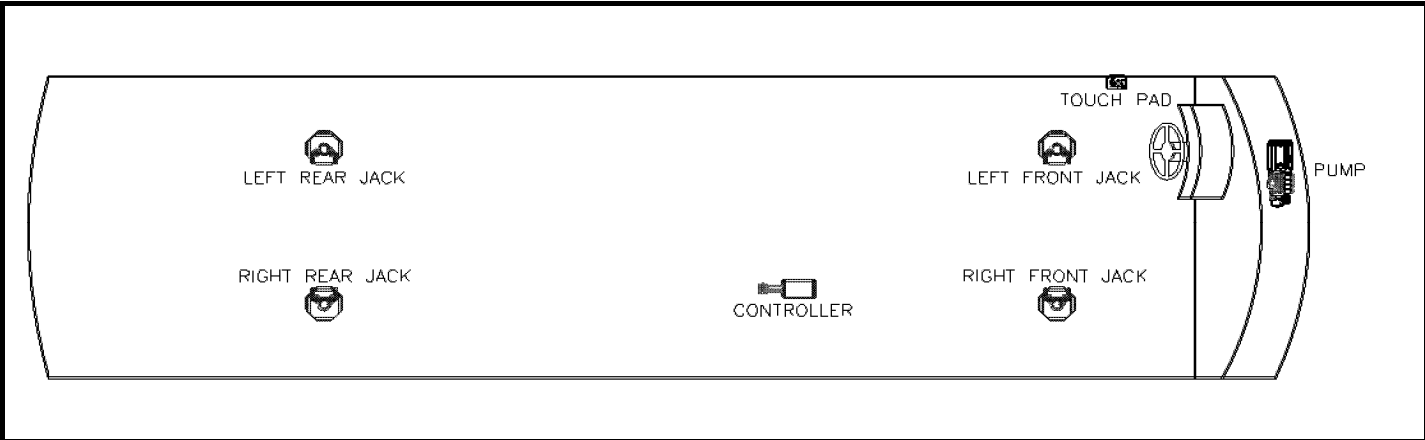
---



---

Item, Length	Description / Location	Qty	Color	Equalizer Part No.
Kit	(Items listed below)	1		8612
Pump	4-Function, Jacks	1		7770
Jack	7,500 lbs, 15" Stroke (Front Jacks)	2		7636
Jack	12,000 lbs, 16" Stroke (Rear Jacks)	2		7214
Touch Pad	Located to the left of the drivers seat	1		3103
AL Controller	Attached to bottom of structure	1		3055
Harness	Connects Pump, Controller, & Touch Pad	1		6918
Hose Kit	Complete Set of Hoses	1		7791
Hose, 6'	Pump to Jack, Left Front Top	1	Brown Solid	2461
Hose, 8'	Pump to Jack, Left Front Bottom	1	Brown Stripe	2463
Hose, 8'	Pump to Jack, Right Front Top	1	White Solid	2463
Hose, 8'	LR Jack Bottom to RR Jack Bottom	1	Orange/Yellow Stripe	2463
Hose, 10'	LF Jack Bottom to RF Jack Bottom	1	Brown/White Stripe	2465
Hose, 36'	Pump to Jack, Left Rear Top	1	Orange Solid	2486
Hose, 36'	Pump to Jack, Right Rear Top	1	Yellow Solid	2486
Hose, 38'	Pump to Jack, Right Rear Bottom	1	Yellow Stripe	2488
<b>Options</b>				
<b>Revisions</b>				

**MY2014 BAY STAR SPORT 2702, 2903, 3220, 3306-OPTIONAL ON ALL FLOOR PLANS LISTED  
 MY2014 BAY STAR 2903, 3103, 3124, 3215, 3308, 3309-STANDARD ON ALL BAY STAR FLOOR PLANS LISTED**



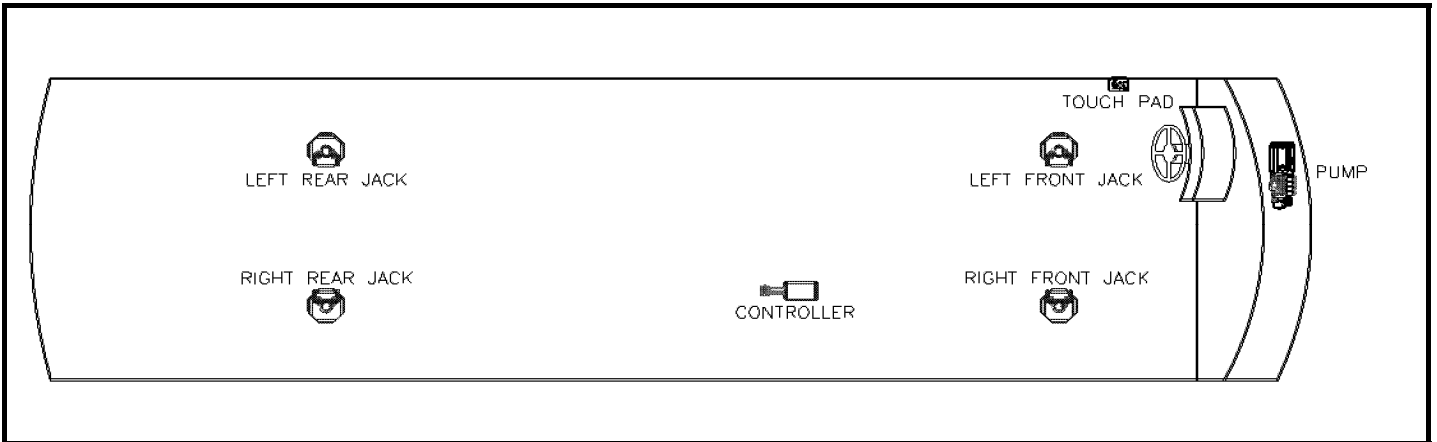
**Notes:**  
 For model year 2014, Equalizer will begin sending jacks to Newmar already assembled on the brackets.  
 To order a replacement jack assembly use 7636

Item, Length	Description / Location	Qty	Color	Equalizer Part No.
Kit	(Items listed below)	1		8582B
Pump	4-Function, Jacks	1		7770
Jack	7,500 lbs, 15" Stroke/Front Jacks	2		7850
Jack	7,500 lbs, 15" Stroke/Rear Jacks	2		7851
Touch Pad	Located to the left of the drivers seat	1		3103
AL Controller	Attached to bottom of structure	1		3149
Harness	Connects Pump, Controller, & Touch Pad	1		6918
Hose Kit	Complete Set of Hoses	1		7762
Hose, 6'	Pump to Jack, Left Front Top	1	Brown Solid	2461
Hose, 8'	Pump to Jack, Left Front Bottom	1	Brown Stripe	2463
Hose, 8'	Pump to Jack, Right Front Top	1	White Solid	2463
Hose, 8'	LR Jack Bottom to RR Jack Bottom	1	Orange/Yellow Stripe	2463
Hose, 10'	LF Jack Bottom to RF Jack Bottom	1	Brown/White Stripe	2465
Hose, 30'	Pump to Jack, Left Rear Top	1	Orange Solid	2527
Hose, 30'	Pump to Jack, Right Rear Top	1	Yellow Solid	2527
Hose, 32'	Pump to Jack, Right Rear Bottom	1	Yellow Stripe	2482

Options				

Revisions				

**MY2014 CANYON STAR 3424, 3610, 3630, 3650, 3910, 3911, 3920, 3921, 3940, 3953, 3956  
STANDARD ON ALL FLOOR PLANS LISTED**



**Notes:**

For model year 2014, Equalizer will begin sending jacks to Newmar already assembled on the brackets.  
To order a replacement jack assembly use 7636 for the front jacks and 7214 for the rear jacks.

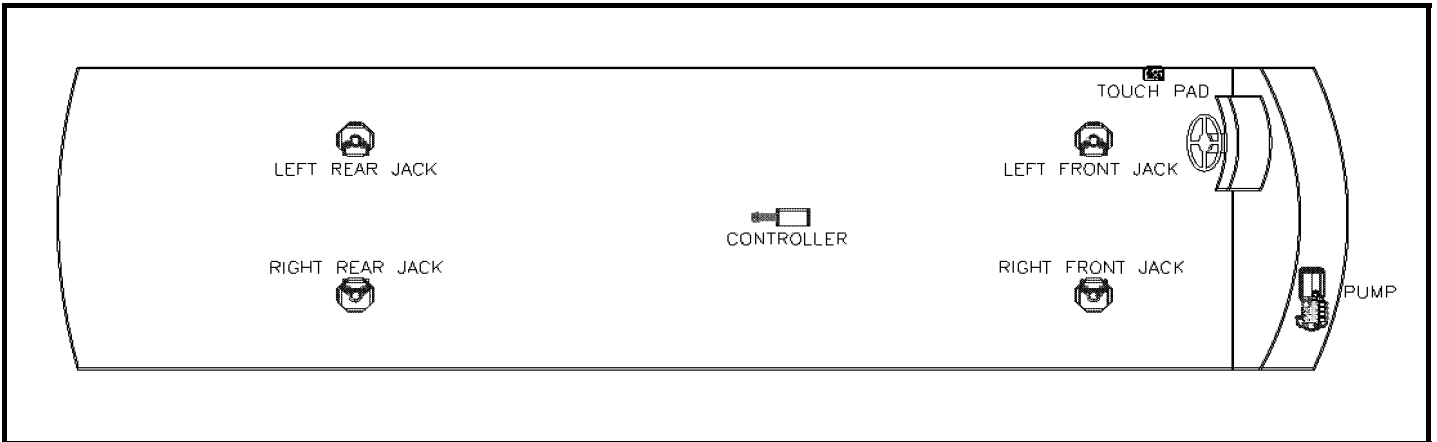
Item, Length	Description / Location	Qty	Color	Equalizer Part No.
Kit	(Items listed below)	1		8612A
Pump	4-Function, Jacks	1		7770
Jack	7,500 lbs, 15" Stroke/Front Jacks	2		7850
Jack	12,000 lbs, 16" Stroke/Rear Jacks	2		7852
Touch Pad	Located to the left of the drivers seat	1		3103
AL Controller	Attached to bottom of structure	1		3149
Harness	Connects Pump, Controller, & Touch Pad	1		6918
Hose Kit	Complete Set of Hoses	1		7791
Hose, 6'	Pump to Jack, Left Front Top	1	Brown Solid	2461
Hose, 8'	Pump to Jack, Left Front Bottom	1	Brown Stripe	2463
Hose, 8'	Pump to Jack, Right Front Top	1	White Solid	2463
Hose, 8'	LR Jack Bottom to RR Jack Bottom	1	Orange/Yellow Stripe	2463
Hose, 10'	LF Jack Bottom to RF Jack Bottom	1	Brown/White Stripe	2465
Hose, 36'	Pump to Jack, Left Rear Top	1	Orange Solid	2486
Hose, 36'	Pump to Jack, Right Rear Top	1	Yellow Solid	2486
Hose, 38'	Pump to Jack, Right Rear Bottom	1	Yellow Stripe	2488

**Options**


**Revisions**




**MY2014 VENTANA LE 3433, 3436  
STANDARD ON ALL FLOOR PLANS LISTED**



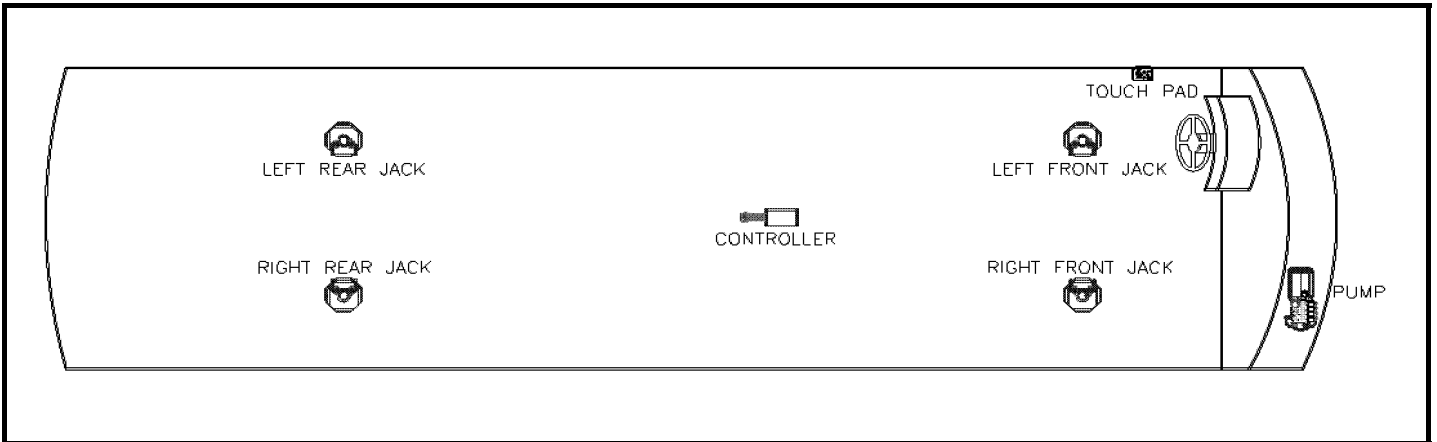
**Notes:**  
Jack assembly in list includes mount plate and hardware. To order a replacement jack assembly, use part number 7214.

Item, Length	Description / Location	Qty	Color	Equalizer Part No.
Kit	(Items listed below)	1		8642
Pump	4-Function, Jacks	1		7837
Jack	12,000 lbs, 16" Stroke	4		7835
Touch Pad	Located to the left of the drivers seat	1		3103
AL Controller	Attached to bottom of structure	1		3149
Harness	Connects Pump, Controller, & Touch Pad	1		6940
Hose Kit	Complete Set of Hoses	1		7839
Hose, 10'	LR Jack Bottom to RR Jack Bottom	1	Orange/Yellow Stripe	2465
Hose, 10'	LF Jack Bottom to RF Jack Bottom	1	Brown/White Stripe	2465
Hose, 12'	Pump to Jack, Left Front Top	1	Brown Solid	2467
Hose, 12'	Pump to Jack, Right Front Top	1	White Solid	2467
Hose, 14'	Pump to Jack, Right Front Bottom	1	White Stripe	2469
Hose, 30'	Pump to Jack, Left Rear Top	1	Orange Solid	2527
Hose, 30'	Pump to Jack, Right Rear Top	1	Yellow Solid	2527
Hose, 32'	Pump to Jack, Right Rear Bottom	1	Yellow Stripe	2482

Options				

Revisions				

**MY2014 VENTANA LE 3634, 3845, 3847, 3849, 3850  
STANDARD ON ALL FLOOR PLANS LISTED**



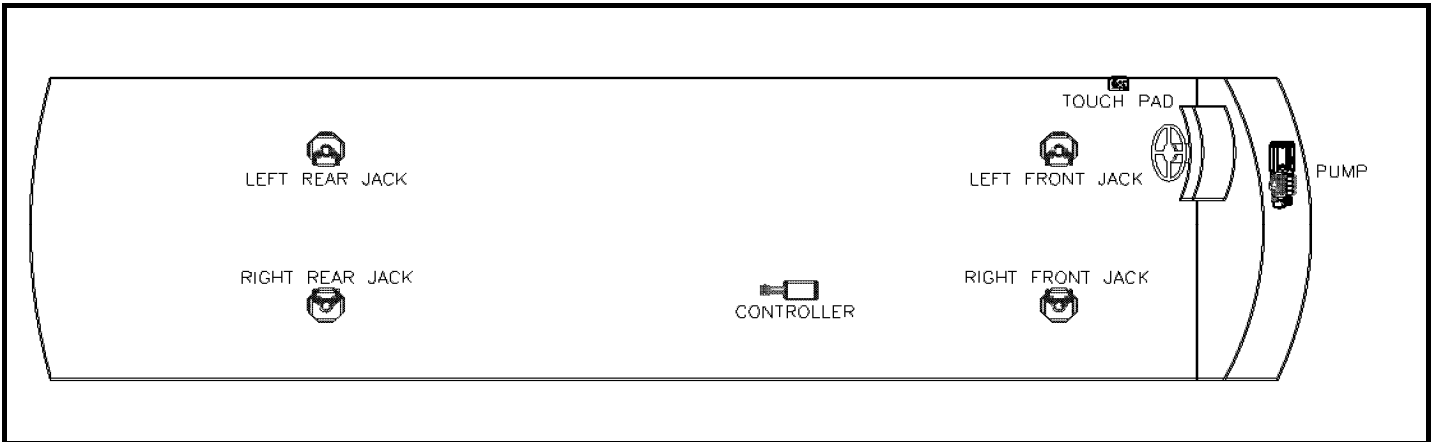
**Notes:**  
Jack assembly in list includes mount plate and hardware. To order a replacement jack assembly, use part number 7214.

Item, Length	Description / Location	Qty	Color	Equalizer Part No.
Kit	(Items listed below)	1		8643
Pump	4-Function, Jacks	1		7837
Jack	12,000 lbs, 16" Stroke	4		7835
Touch Pad	Located to the left of the drivers seat	1		3103
AL Controller	Attached to bottom of structure	1		3149
Harness	Connects Pump, Controller, & Touch Pad	1		6940
Hose Kit	Complete Set of Hoses	1		7838
Hose, 10'	LR Jack Bottom to RR Jack Bottom	1	Orange/Yellow Stripe	2465
Hose, 10'	LF Jack Bottom to RF Jack Bottom	1	Brown/White Stripe	2465
Hose, 12'	Pump to Jack, Left Front Top	1	Brown Solid	2467
Hose, 12'	Pump to Jack, Right Front Top	1	White Solid	2467
Hose, 14'	Pump to Jack, Right Front Bottom	1	White Stripe	2469
Hose, 34'	Pump to Jack, Left Rear Top	1	Orange Solid	2484
Hose, 34'	Pump to Jack, Right Rear Top	1	Yellow Solid	2484
Hose, 36'	Pump to Jack, Right Rear Bottom	1	Yellow Stripe	2486

Options				

Revisions				

**MY2015 BAY STAR SPORT 2622, 2702, 2707, 2903, 3022, 3220, 3306, 3309-OPTIONAL ON ALL FLOOR PLANS LISTED  
 MY2015 BAY STAR 2903, 3103, 3124, 3215, 3308, 3401, 3402-STANDARD ON ALL BAY STAR FLOOR PLANS LISTED**



**Notes:**

For model year 2014, Equalizer will begin sending jacks to Newmar already assembled on the brackets.

To order a replacement jack assembly use 7636

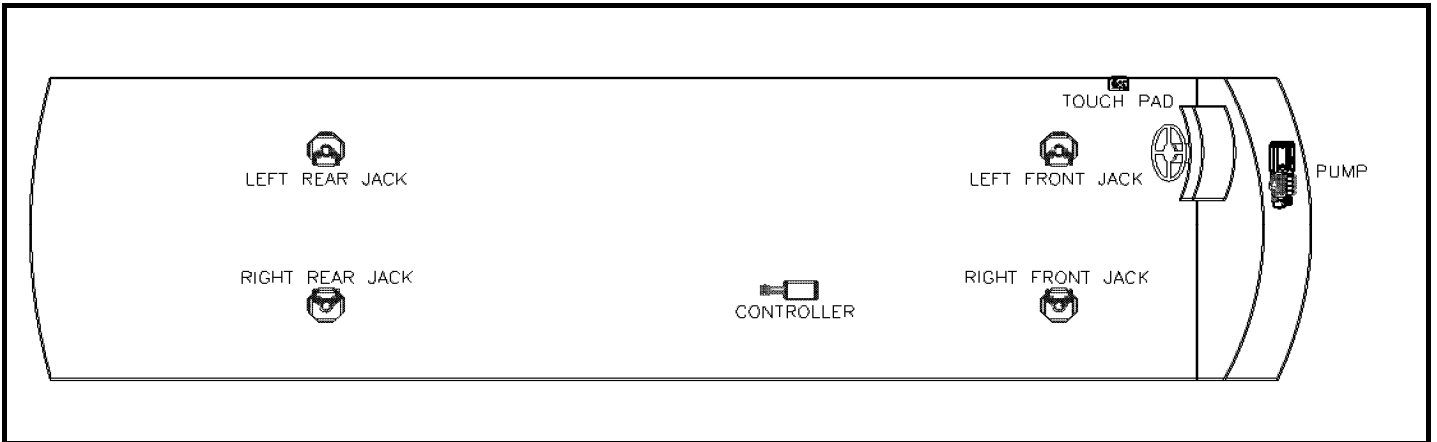
In October of 2014 the system number changed from 8582B to 8582C

Item, Length	Description / Location	Qty	Color	Equalizer Part No.
Kit	(Items listed below)	1		8582B/8582C
Pump	4-Function, Jacks	1		7770
Jack	7,500 lbs, 15" Stroke/Front Jacks	2		7850
Jack	7,500 lbs, 15" Stroke/Rear Jacks	2		7851
Touch Pad	Located to the left of the drivers seat	1		3103
AL Controller	Attached to bottom of structure	1		3149
Harness	Connects Pump, Controller, & Touch Pad	1		6918
Hose Kit	Complete Set of Hoses	1		7762
Hose, 6'	Pump to Jack, Left Front Top	1	Brown Solid	2461
Hose, 8'	Pump to Jack, Left Front Bottom	1	Brown Stripe	2463
Hose, 8'	Pump to Jack, Right Front Top	1	White Solid	2463
Hose, 8'	LR Jack Bottom to RR Jack Bottom	1	Orange/Yellow Stripe	2463
Hose, 10'	LF Jack Bottom to RF Jack Bottom	1	Brown/White Stripe	2465
Hose, 30'	Pump to Jack, Left Rear Top	1	Orange Solid	2527
Hose, 30'	Pump to Jack, Right Rear Top	1	Yellow Solid	2527
Hose, 32'	Pump to Jack, Right Rear Bottom	1	Yellow Stripe	2482

**Options**


**Revisions**


**MY2015 CANYON STAR 3424, 3610, 3612, 3650, 3911, 3913, 3919, 3920, 3921, 3941, 3953  
STANDARD ON ALL FLOOR PLANS LISTED**



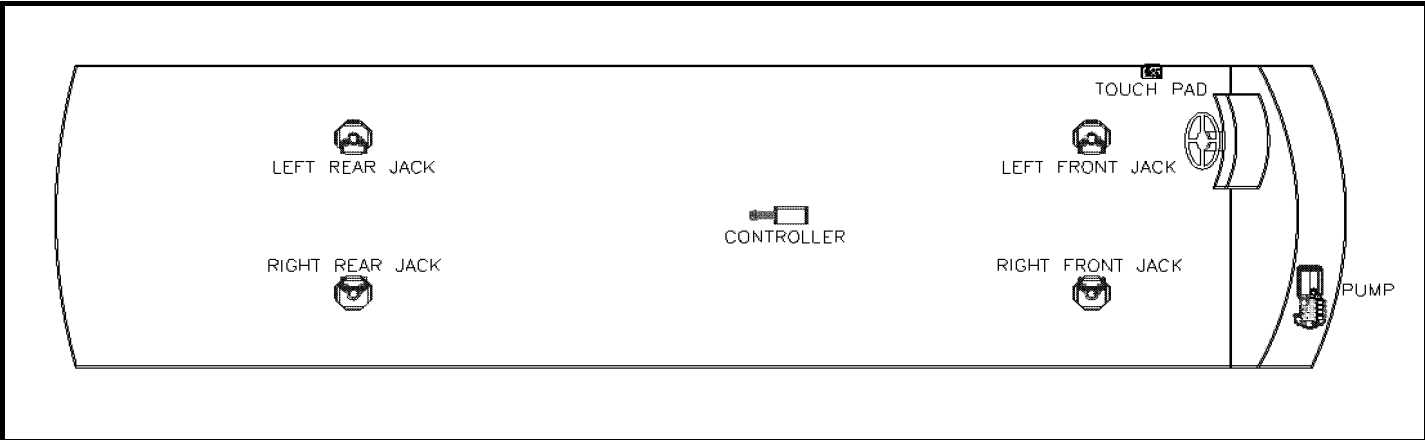
**Notes:**

For model year 2014, Equalizer will begin sending jacks to Newmar already assembled on the brackets.  
 To order a replacement jack assembly use 7636 for the front jacks and 7214 for the rear jacks.  
 In October of 2014 the system number changed from 8612A to 8612B

Item, Length	Description / Location	Qty	Color	Equalizer Part No.
Kit	(Items listed below)	1		8612A/8612B
Pump	4-Function, Jacks	1		7770
Jack	7,500 lbs, 15" Stroke/Front Jacks	2		7850
Jack	12,000 lbs, 16" Stroke/Rear Jacks	2		7852
Touch Pad	Located to the left of the drivers seat	1		3103
AL Controller	Attached to bottom of structure	1		3149
Harness	Connects Pump, Controller, & Touch Pad	1		6918
Hose Kit	Complete Set of Hoses	1		7791
Hose, 6'	Pump to Jack, Left Front Top	1	Brown Solid	2461
Hose, 8'	Pump to Jack, Left Front Bottom	1	Brown Stripe	2463
Hose, 8'	Pump to Jack, Right Front Top	1	White Solid	2463
Hose, 8'	LR Jack Bottom to RR Jack Bottom	1	Orange/Yellow Stripe	2463
Hose, 10'	LF Jack Bottom to RF Jack Bottom	1	Brown/White Stripe	2465
Hose, 36'	Pump to Jack, Left Rear Top	1	Orange Solid	2486
Hose, 36'	Pump to Jack, Right Rear Top	1	Yellow Solid	2486
Hose, 38'	Pump to Jack, Right Rear Bottom	1	Yellow Stripe	2488
<b>Options</b>				
<b>Revisions</b>				



**MY2015 VENTANA LE 3436 3437  
STANDARD ON ALL FLOOR PLANS LISTED**



**Notes:**

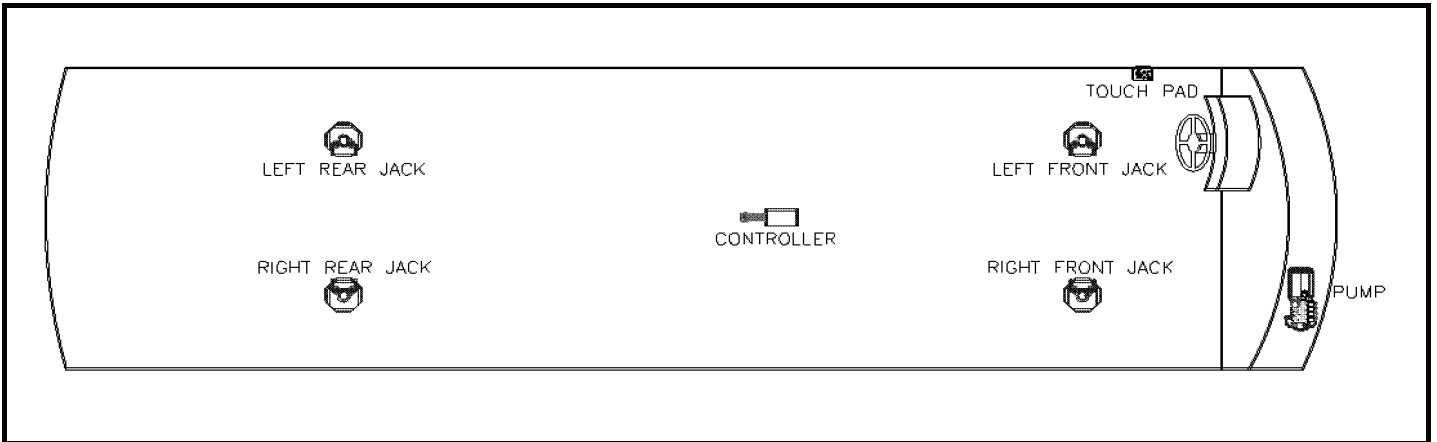
Jack assembly in list includes mount plate and hardware. To order a replacement jack assembly, use part number 7214.


Item, Length	Description / Location	Qty	Color	Equalizer Part No.
Kit	(Items listed below)	1		8642
Pump	4-Function, Jacks	1		7837
Jack	12,000 lbs, 16" Stroke	4		7835
Touch Pad	Located to the left of the drivers seat	1		3103
AL Controller	Attached to bottom of structure	1		3149
Harness	Connects Pump, Controller, & Touch Pad	1		6940
Hose Kit	Complete Set of Hoses	1		7839
Hose, 10'	LR Jack Bottom to RR Jack Bottom	1	Orange/Yellow Stripe	2465
Hose, 10'	LF Jack Bottom to RF Jack Bottom	1	Brown/White Stripe	2465
Hose, 12'	Pump to Jack, Left Front Top	1	Brown Solid	2467
Hose, 12'	Pump to Jack, Right Front Top	1	White Solid	2467
Hose, 14'	Pump to Jack, Right Front Bottom	1	White Stripe	2469
Hose, 30'	Pump to Jack, Left Rear Top	1	Orange Solid	2527
Hose, 30'	Pump to Jack, Right Rear Top	1	Yellow Solid	2527
Hose, 32'	Pump to Jack, Right Rear Bottom	1	Yellow Stripe	2482


**Options**


**Revisions**


**MY2015 VENTANA LE 3635, 3636, 3802, 3812, 3849, 3850  
STANDARD ON ALL FLOOR PLANS LISTED**



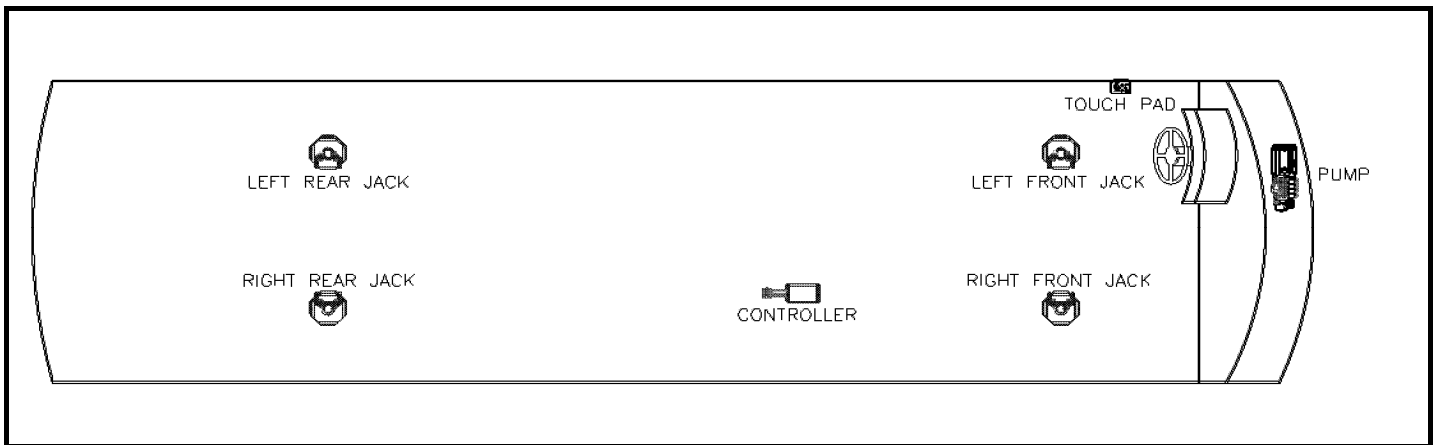
**Notes:**

Jack assembly in list includes mount plate and hardware. To order a replacement jack assembly, use part number 7214.


Item, Length	Description / Location	Qty	Color	Equalizer Part No.
Kit	(Items listed below)	1		8643
Pump	4-Function, Jacks	1		7837
Jack	12,000 lbs, 16" Stroke	4		7835
Touch Pad	Located to the left of the drivers seat	1		3103
AL Controller	Attached to bottom of structure	1		3149
Harness	Connects Pump, Controller, & Touch Pad	1		6940
Hose Kit	Complete Set of Hoses	1		7838
Hose, 10'	LR Jack Bottom to RR Jack Bottom	1	Orange/Yellow Stripe	2465
Hose, 10'	LF Jack Bottom to RF Jack Bottom	1	Brown/White Stripe	2465
Hose, 12'	Pump to Jack, Left Front Top	1	Brown Solid	2467
Hose, 12'	Pump to Jack, Right Front Top	1	White Solid	2467
Hose, 14'	Pump to Jack, Right Front Bottom	1	White Stripe	2469
Hose, 34'	Pump to Jack, Left Rear Top	1	Orange Solid	2484
Hose, 34'	Pump to Jack, Right Rear Top	1	Yellow Solid	2484
Hose, 36'	Pump to Jack, Right Rear Bottom	1	Yellow Stripe	2486


**Options**


**Revisions**

**Notes:**

For model year 2014, Equalizer will begin sending jacks to Newmar already assembled on the brackets.

To order a replacement jack assembly use 7636

In October of 2014 the system number changed from 8582B to 8582C

Item, Length	Description / Location	Qty	Color	Equalizer Part No.
Kit	(Items listed below)	1		8582B/8582C
Pump	4-Function, Jacks	1		7770
Jack	7,500 lbs, 15" Stroke/Front Jacks	2		7850
Jack	7,500 lbs, 15" Stroke/Rear Jacks	2		7851
Touch Pad	Located to the left of the drivers seat	1		3103
AL Controller	Attached to bottom of structure	1		3149
Harness	Connects Pump, Controller, & Touch Pad	1		6918
Hose Kit	Complete Set of Hoses	1		7762
Hose, 6'	Pump to Jack, Left Front Top	1	Brown Solid	2461
Hose, 8'	Pump to Jack, Left Front Bottom	1	Brown Stripe	2463
Hose, 8'	Pump to Jack, Right Front Top	1	White Solid	2463
Hose, 8'	LR Jack Bottom to RR Jack Bottom	1	Orange/Yellow Stripe	2463
Hose, 10'	LF Jack Bottom to RF Jack Bottom	1	Brown/White Stripe	2465
Hose, 30'	Pump to Jack, Left Rear Top	1	Orange Solid	2527
Hose, 30'	Pump to Jack, Right Rear Top	1	Yellow Solid	2527
Hose, 32'	Pump to Jack, Right Rear Bottom	1	Yellow Stripe	2482

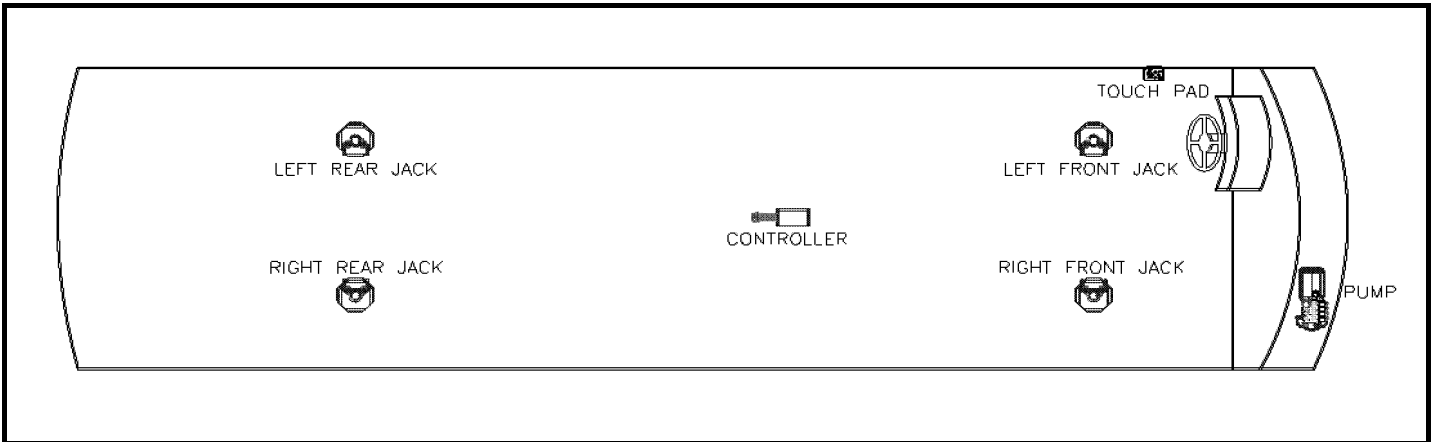
**Options**


**Revisions**






**MY2016 VENTANA LE 3427 3436  
STANDARD ON ALL FLOOR PLANS LISTED**



**Notes:**

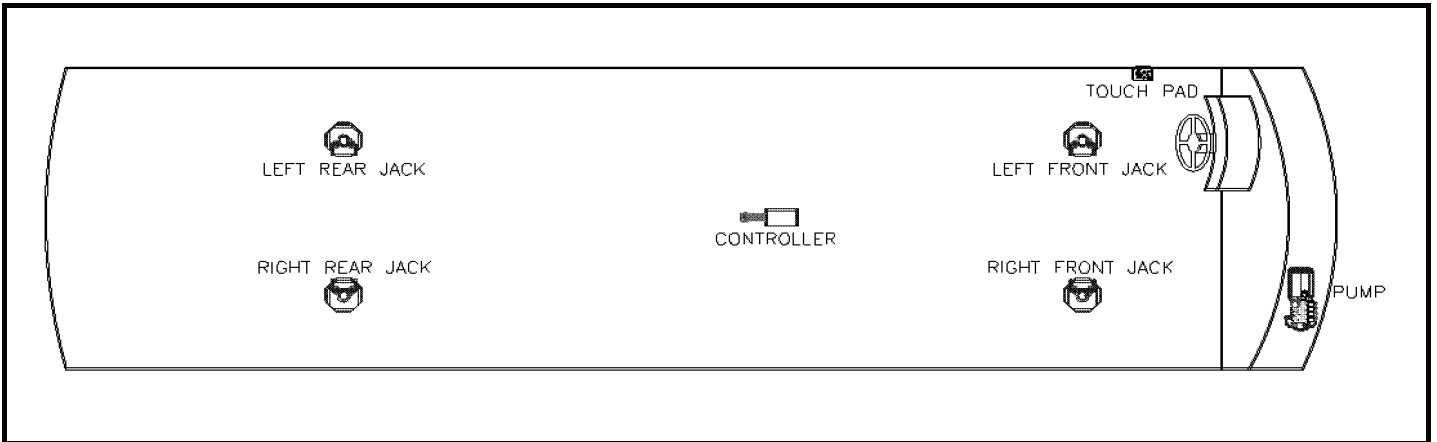
Jack assembly in list includes mount plate and hardware. To order a replacement jack assembly, use part number 7214.

Item, Length	Description / Location	Qty	Color	Equalizer Part No.
Kit	(Items listed below)	1		8642
Pump	4-Function, Jacks	1		7837
Jack	12,000 lbs, 16" Stroke	4		7835
Touch Pad	Located to the left of the drivers seat	1		3103
AL Controller	Attached to bottom of structure	1		3149
Harness	Connects Pump, Controller, & Touch Pad	1		6940
Hose Kit	Complete Set of Hoses	1		7839
Hose, 10'	LR Jack Bottom to RR Jack Bottom	1	Orange/Yellow Stripe	2465
Hose, 10'	LF Jack Bottom to RF Jack Bottom	1	Brown/White Stripe	2465
Hose, 12'	Pump to Jack, Left Front Top	1	Brown Solid	2467
Hose, 12'	Pump to Jack, Right Front Top	1	White Solid	2467
Hose, 14'	Pump to Jack, Right Front Bottom	1	White Stripe	2469
Hose, 30'	Pump to Jack, Left Rear Top	1	Orange Solid	2527
Hose, 30'	Pump to Jack, Right Rear Top	1	Yellow Solid	2527
Hose, 32'	Pump to Jack, Right Rear Bottom	1	Yellow Stripe	2482

**Options**


**Revisions**


**MY2016 VENTANA LE 3709, 3725  
STANDARD ON ALL FLOOR PLANS LISTED**



**Notes:**

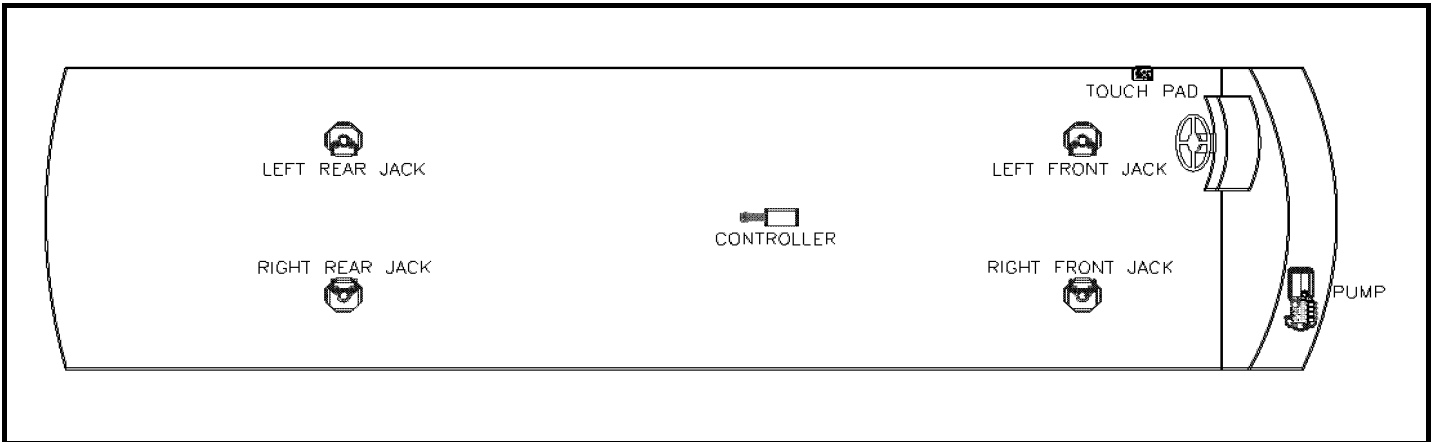
Jack assembly in list includes mount plate and hardware. To order a replacement jack assembly, use part number 7214.

Item, Length	Description / Location	Qty	Color	Equalizer Part No.
Kit	(Items listed below)	1		8643
Pump	4-Function, Jacks	1		7837
Jack	12,000 lbs, 16" Stroke	4		7835
Touch Pad	Located to the left of the drivers seat	1		3103
AL Controller	Attached to bottom of structure	1		3149
Harness	Connects Pump, Controller, & Touch Pad	1		6940
Hose Kit	Complete Set of Hoses	1		7838
Hose, 10'	LR Jack Bottom to RR Jack Bottom	1	Orange/Yellow Stripe	2465
Hose, 10'	LF Jack Bottom to RF Jack Bottom	1	Brown/White Stripe	2465
Hose, 12'	Pump to Jack, Left Front Top	1	Brown Solid	2467
Hose, 12'	Pump to Jack, Right Front Top	1	White Solid	2467
Hose, 14'	Pump to Jack, Right Front Bottom	1	White Stripe	2469
Hose, 34'	Pump to Jack, Left Rear Top	1	Orange Solid	2484
Hose, 34'	Pump to Jack, Right Rear Top	1	Yellow Solid	2484
Hose, 36'	Pump to Jack, Right Rear Bottom	1	Yellow Stripe	2486

**Options**


**Revisions**

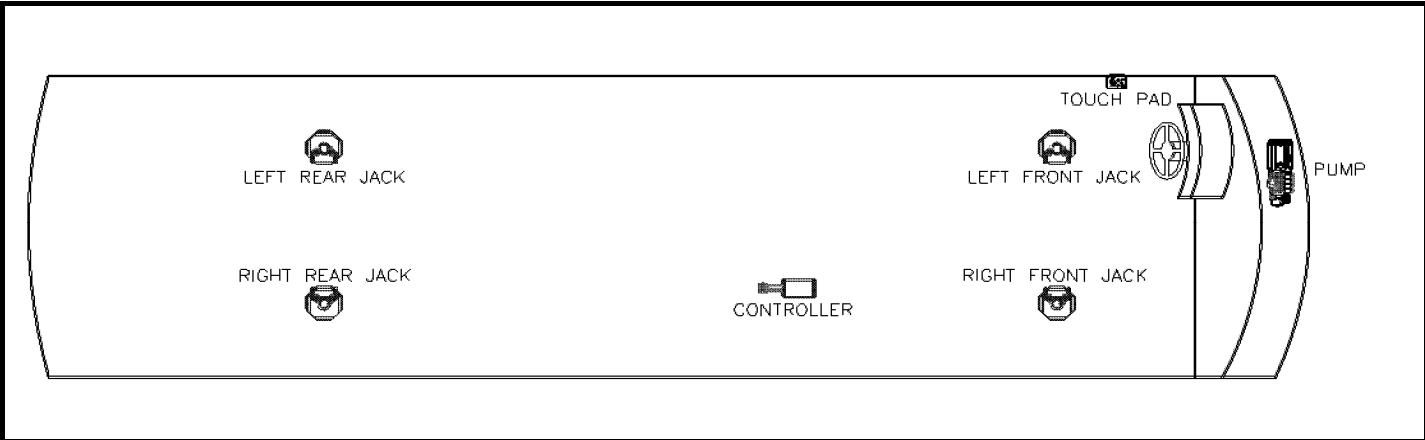

**MY2016 VENTANA LE 4002, 4037, 4040, 4044  
STANDARD ON ALL FLOOR PLANS LISTED**



**Notes:**  
Jack assemblies in list include mount plate and hardware. To order a replacement jack assembly, use part number 7214 for the front jacks and 7134 for the rear jacks.

Item, Length	Description / Location	Qty	Color	Equalizer Part No.
Kit	(Items listed below)	1		8749
Pump	4-Function, Jacks	1		7837
Jacks (Front)	12,000 lbs, 16" Stroke	2		7835
Jacks (Rear)	17,500 lbs, 18" Stroke	2		7965
Touch Pad	Located to the left of the drivers seat	1		3103
AL Controller	Attached to bottom of structure	1		3149
Harness	Connects Pump, Controller, & Touch Pad	1		6940
Hose Kit	Complete Set of Hoses	1		7964
Hose, 10'	LR Jack Bottom to RR Jack Bottom	1	Orange/Yellow Stripe	2465
Hose, 10'	LF Jack Bottom to RF Jack Bottom	1	Brown/White Stripe	2465
Hose, 12'	Pump to Jack, Left Front Top	1	Brown Solid	2467
Hose, 12'	Pump to Jack, Right Front Top	1	White Solid	2467
Hose, 14'	Pump to Jack, Right Front Bottom	1	White Stripe	2469
Hose, 36'	Pump to Jack, Left Rear Top	1	Orange Solid	2486
Hose, 36'	Pump to Jack, Right Rear Top	1	Yellow Solid	2486
Hose, 38'	Pump to Jack, Right Rear Bottom	1	Yellow Stripe	2488
<b>Options</b>				
<b>Revisions</b>				

MY2017 BAY STAR SPORT OPTIONAL ON: 2622, 2702, 2812, 2903, 3013, 3022, 3208, 3210, 3306  
 MY2017 BAY STAR STANDARD ON: 3009, 3113, 3124, 3208, 3306, 3333, 3401, 3403, 3516, 3518



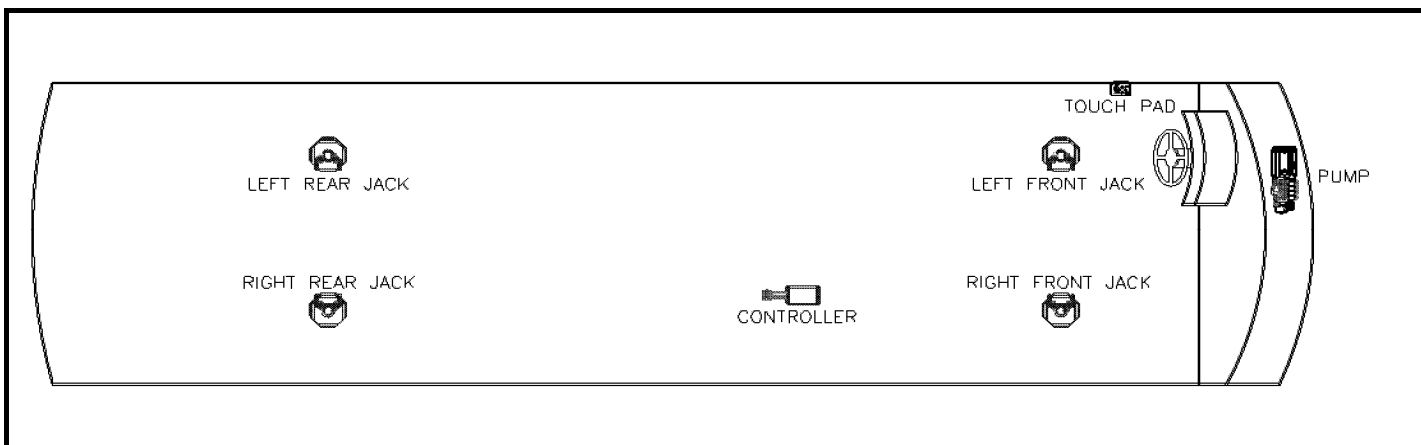
**Notes:**  
 For model year 2014, Equalizer will begin sending jacks to Newmar already assembled on the brackets.  
 To order a replacement jack assembly use 7636  
 In October of 2014 the system number changed from 8582B to 8582C  
 on 7/26/16 system number was changed from 8582C to 8582d for 3149A controller  
 On 11/30/16 hose Pump to Jack, Left Rear Top was changed from 30' to 32'

Item, Length	Description / Location	Qty	Color	Equalizer Part No.
Kit	(Items listed below)	1		8582D
Pump	4-Function, Jacks	1		7770
Jack	7,500 lbs, 15" Stroke/Front Jacks	2		7850
Jack	7,500 lbs, 15" Stroke/Rear Jacks	2		7851
Touch Pad	Located to the left of the drivers seat	1		3103
AL Controller	Attached to bottom of structure	1		3149A
Harness	Connects Pump, Controller, & Touch Pad	1		6918
Hose Kit	Complete Set of Hoses	1		7762
Hose, 6'	Pump to Jack, Left Front Top	1	Brown Solid	2461
Hose, 8'	Pump to Jack, Left Front Bottom	1	Brown Stripe	2463
Hose, 8'	Pump to Jack, Right Front Top	1	White Solid	2463
Hose, 8'	LR Jack Bottom to RR Jack Bottom	1	Orange/Yellow Stripe	2463
Hose, 10'	LF Jack Bottom to RF Jack Bottom	1	Brown/White Stripe	2465
Hose, 32'	Pump to Jack, Left Rear Top	1	Orange Solid	2482
Hose, 30'	Pump to Jack, Right Rear Top	1	Yellow Solid	2527
Hose, 32'	Pump to Jack, Right Rear Bottom	1	Yellow Stripe	2482

Options				

Revisions				

**MY2017 CANYON STAR 3513, 3710, 3902, 3911, 3914, 3921, 3923, 3925, 3953  
STANDARD ON ALL FLOOR PLANS LISTED**



**Notes:**

For model year 2014, Equalizer will begin sending jacks to Newmar already assembled on the brackets.

To order a replacement jack assembly use 7636 for the front jacks and 7214 for the rear jacks.

In October of 2014 the system number changed from 8612A to 8612B

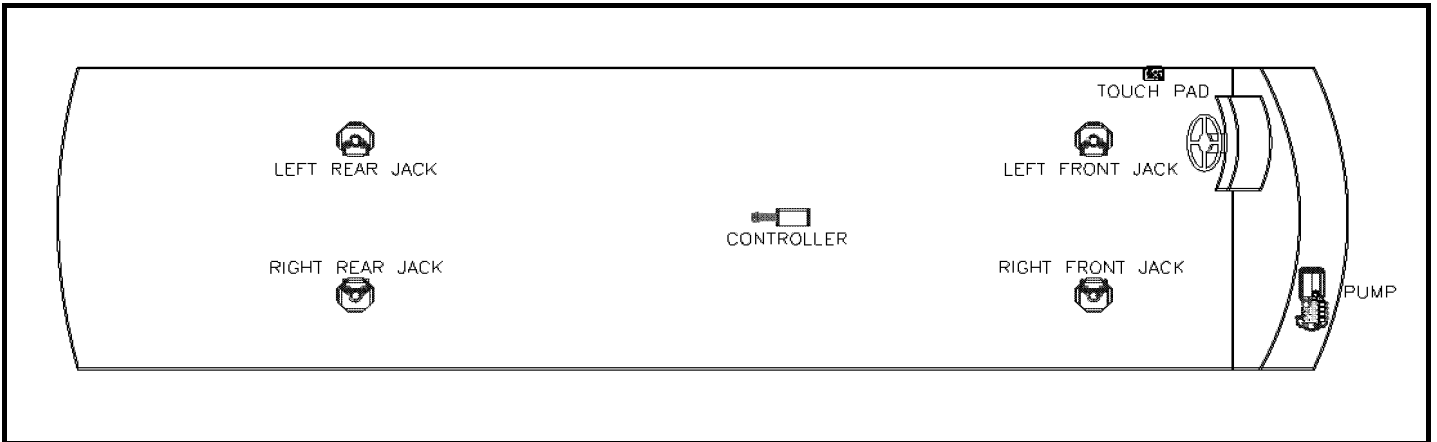
On 7/26/16 the system number changed from 8612B to 8612C for 3149A controller.

Item, Length	Description / Location	Qty	Color	Equalizer Part No.
Kit	(Items listed below)	1		8612C
Pump	4-Function, Jacks	1		7770
Jack	7,500 lbs, 15" Stroke/Front Jacks	2		7850
Jack	12,000 lbs, 16" Stroke/Rear Jacks	2		7852
Touch Pad	Located to the left of the drivers seat	1		3103
AL Controller	Attached to bottom of structure	1		3149A
Harness	Connects Pump, Controller, & Touch Pad	1		6918
Hose Kit	Complete Set of Hoses	1		7791
Hose, 6'	Pump to Jack, Left Front Top	1	Brown Solid	2461
Hose, 8'	Pump to Jack, Left Front Bottom	1	Brown Stripe	2463
Hose, 8'	Pump to Jack, Right Front Top	1	White Solid	2463
Hose, 8'	LR Jack Bottom to RR Jack Bottom	1	Orange/Yellow Stripe	2463
Hose, 10'	LF Jack Bottom to RF Jack Bottom	1	Brown/White Stripe	2465
Hose, 36'	Pump to Jack, Left Rear Top	1	Orange Solid	2486
Hose, 36'	Pump to Jack, Right Rear Top	1	Yellow Solid	2486
Hose, 38'	Pump to Jack, Right Rear Bottom	1	Yellow Stripe	2488

**Options**


**Revisions**


**MY2017 VENTANA LE 3412 3436  
STANDARD ON ALL FLOOR PLANS LISTED**



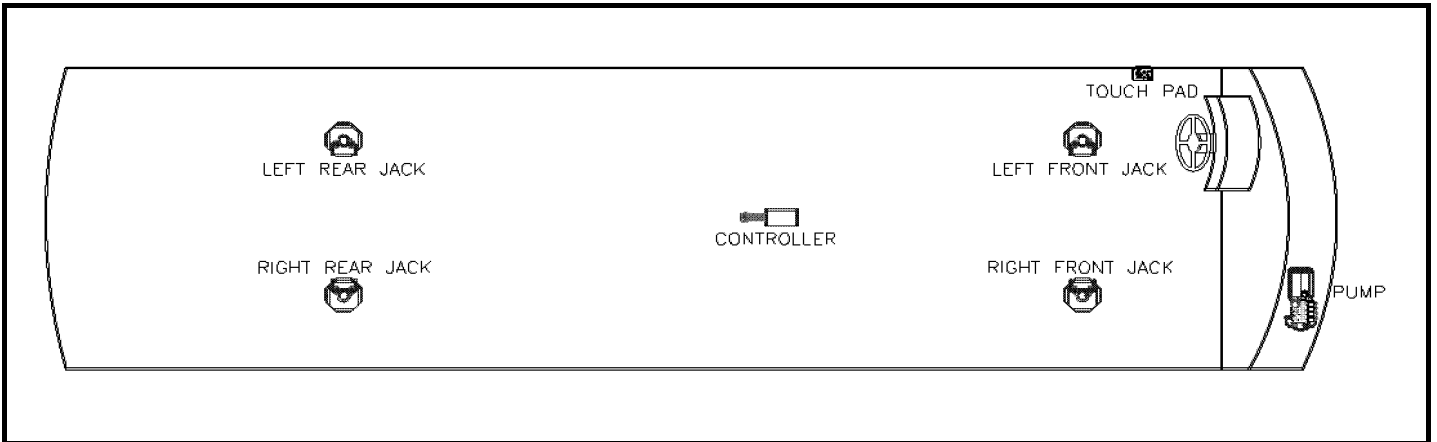
**Notes:**  
 Jack assembly in list includes mount plate and hardware. To order a replacement jack assembly, use part number 7214.  
 On 7/26/16 kit number was changed to 8642A with 3149A controller.

Item, Length	Description / Location	Qty	Color	Equalizer Part No.
Kit	(Items listed below)	1		8642A
Pump	4-Function, Jacks	1		7837
Jack	12,000 lbs, 16" Stroke	4		7835
Touch Pad	Located to the left of the drivers seat	1		3103
AL Controller	Attached to bottom of structure	1		3149A
Harness	Connects Pump, Controller, & Touch Pad	1		6940
Hose Kit	Complete Set of Hoses	1		7839
Hose, 10'	LR Jack Bottom to RR Jack Bottom	1	Orange/Yellow Stripe	2465
Hose, 10'	LF Jack Bottom to RF Jack Bottom	1	Brown/White Stripe	2465
Hose, 12'	Pump to Jack, Left Front Top	1	Brown Solid	2467
Hose, 12'	Pump to Jack, Right Front Top	1	White Solid	2467
Hose, 14'	Pump to Jack, Right Front Bottom	1	White Stripe	2469
Hose, 30'	Pump to Jack, Left Rear Top	1	Orange Solid	2527
Hose, 30'	Pump to Jack, Right Rear Top	1	Yellow Solid	2527
Hose, 32'	Pump to Jack, Right Rear Bottom	1	Yellow Stripe	2482

Options				

Revisions				

**MY2017 VENTANA LE 3709, 3724  
STANDARD ON ALL FLOOR PLANS LISTED**



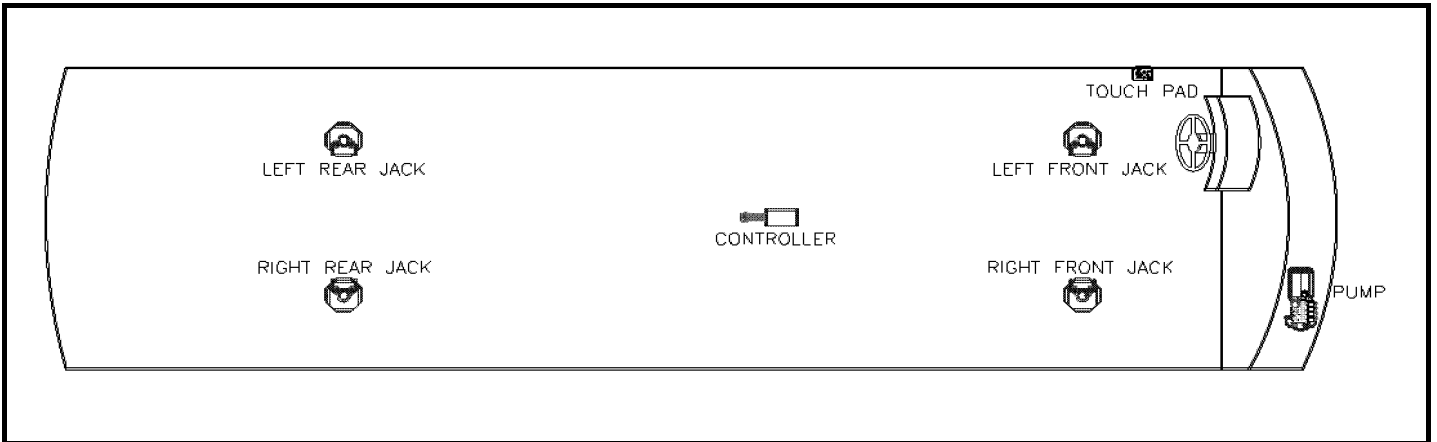
**Notes:**  
 Jack assembly in list includes mount plate and hardware. To order a replacement jack assembly, use part number 7214.  
 On 7/26/14 system number was changed from 8643 to 8643A for 3149A.

Item, Length	Description / Location	Qty	Color	Equalizer Part No.
Kit	(Items listed below)	1		8643A
Pump	4-Function, Jacks	1		7837
Jack	12,000 lbs, 16" Stroke	4		7835
Touch Pad	Located to the left of the drivers seat	1		3103
AL Controller	Attached to bottom of structure	1		3149A
Harness	Connects Pump, Controller, & Touch Pad	1		6940
Hose Kit	Complete Set of Hoses	1		7838
Hose, 10'	LR Jack Bottom to RR Jack Bottom	1	Orange/Yellow Stripe	2465
Hose, 10'	LF Jack Bottom to RF Jack Bottom	1	Brown/White Stripe	2465
Hose, 12'	Pump to Jack, Left Front Top	1	Brown Solid	2467
Hose, 12'	Pump to Jack, Right Front Top	1	White Solid	2467
Hose, 14'	Pump to Jack, Right Front Bottom	1	White Stripe	2469
Hose, 34'	Pump to Jack, Left Rear Top	1	Orange Solid	2484
Hose, 34'	Pump to Jack, Right Rear Top	1	Yellow Solid	2484
Hose, 36'	Pump to Jack, Right Rear Bottom	1	Yellow Stripe	2486

Options				

Revisions				

**MY2017 VENTANA LE 4002, 4037, 4042, 4044  
STANDARD ON ALL FLOOR PLANS LISTED**



**Notes:**

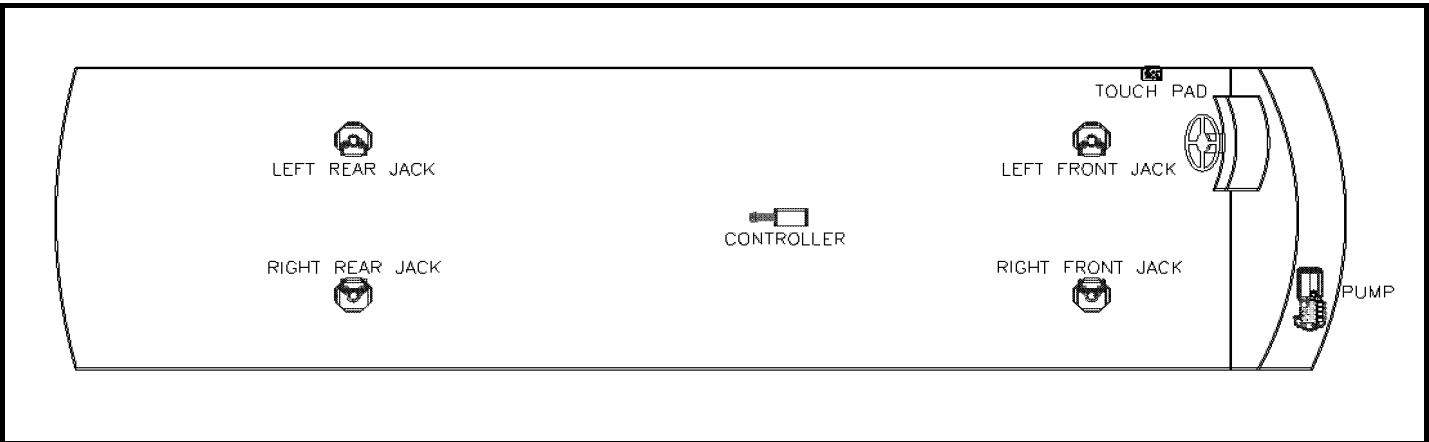
Jack assemblies in list include mount plate and hardware. To order a replacement jack assembly, use part number 7214 for the front jacks and 7134 for the rear jacks.

On 7/26/16 the system number changed from 8749 to 8749A for 3149A controller.

Item, Length	Description / Location	Qty	Color	Equalizer Part No.
Kit	(Items listed below)	1		8749A
Pump	4-Function, Jacks	1		7837
Jacks (Front)	12,000 lbs, 16" Stroke	2		7835
Jacks (Rear)	17,500 lbs, 18" Stroke	2		7965
Touch Pad	Located to the left of the drivers seat	1		3103
AL Controller	Attached to bottom of structure	1		3149A
Harness	Connects Pump, Controller, & Touch Pad	1		6940
Hose Kit	Complete Set of Hoses	1		7964
Hose, 10'	LR Jack Bottom to RR Jack Bottom	1	Orange/Yellow Stripe	2465
Hose, 10'	LF Jack Bottom to RF Jack Bottom	1	Brown/White Stripe	2465
Hose, 12'	Pump to Jack, Left Front Top	1	Brown Solid	2467
Hose, 12'	Pump to Jack, Right Front Top	1	White Solid	2467
Hose, 14'	Pump to Jack, Right Front Bottom	1	White Stripe	2469
Hose, 36'	Pump to Jack, Left Rear Top	1	Orange Solid	2486
Hose, 36'	Pump to Jack, Right Rear Top	1	Yellow Solid	2486
Hose, 38'	Pump to Jack, Right Rear Bottom	1	Yellow Stripe	2488
<b>Options</b>				
<b>Revisions</b>				



**MY2017 VENTANA 3412 3436  
STANDARD ON ALL FLOOR PLANS LISTED**



**Notes:**  
 Jack assemblies in list include mount plate and hardware. To order a replacement jack assembly, use part number 7214 for a front jack, and 7134 for a rear jack.  
 On 7/26/16 the system number changed from 8311 to 8311A for 3149A controller.

Item, Length	Description / Location	Qty	Color	Equalizer Part No.
Kit	(Items listed below)	1		8311A
Pump	4-Function, Jacks	1		7837
Jacks(Front)	12,000 lbs, 16" Stroke	2		7835
Jacks(Rear)	17,500 lbs, 18" Stroke	2		7965
Touch Pad	Located to the left of the drivers seat	1		3103
AL Controller	Attached to bottom of structure	1		3149A
Harness	Connects Pump, Controller, & Touch Pad	1		6940
Hose Kit	Complete Set of Hoses	1		7839
Hose, 10'	LR Jack Bottom to RR Jack Bottom	1	Orange/Yellow Stripe	2465
Hose, 10'	LF Jack Bottom to RF Jack Bottom	1	Brown/White Stripe	2465
Hose, 12'	Pump to Jack, Left Front Top	1	Brown Solid	2467
Hose, 12'	Pump to Jack, Right Front Top	1	White Solid	2467
Hose, 14'	Pump to Jack, Right Front Bottom	1	White Stripe	2469
Hose, 30'	Pump to Jack, Left Rear Top	1	Orange Solid	2527
Hose, 30'	Pump to Jack, Right Rear Top	1	Yellow Solid	2527
Hose, 32'	Pump to Jack, Right Rear Bottom	1	Yellow Stripe	2482

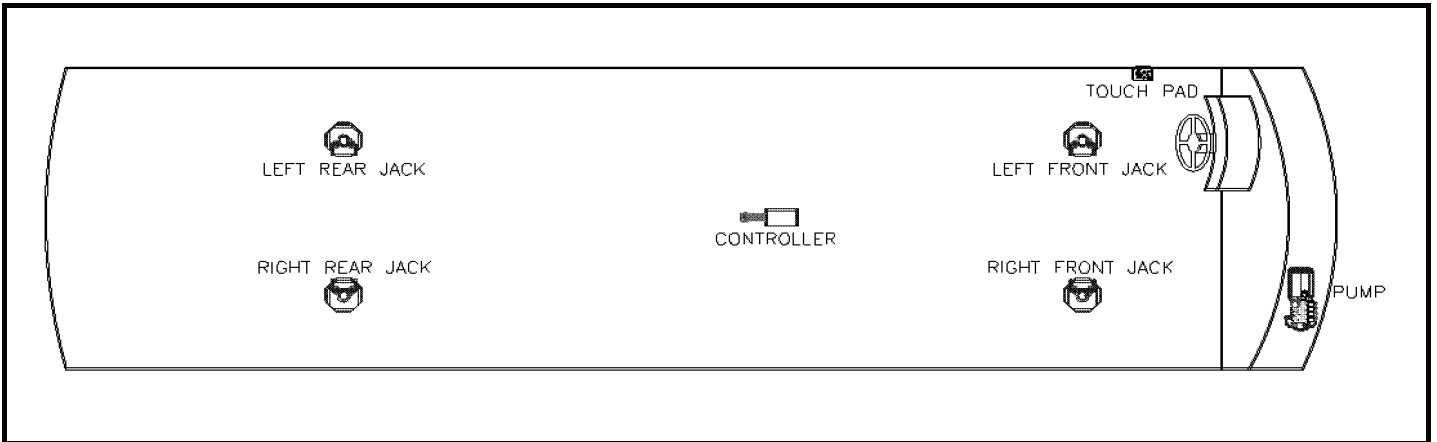
**Options**

Item, Length	Description / Location	Qty	Color	Equalizer Part No.

**Revisions**

Item, Length	Description / Location	Qty	Color	Equalizer Part No.

**MY2017 VENTANA 3709, 3724, 4002, 4037, 4041  
STANDARD ON ALL FLOOR PLANS LISTED**



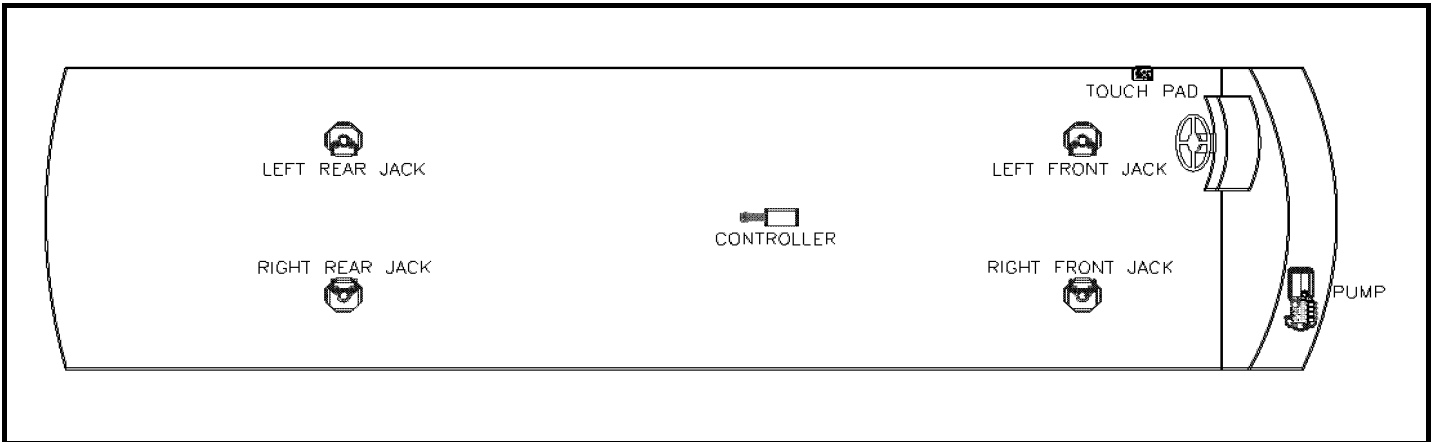
**Notes:**

Jack assemblies in list include mount plate and hardware. To order a replacement jack assembly, use part number 7214 for the front jacks, and 7134 for the rear jacks.

On 7/26/16 the system number changed from 8282 to 8282A for 3149A controller.

Item, Length	Description / Location	Qty	Color	Equalizer Part No.
Kit	(Items listed below)	1		8282A
Pump	4-Function, Jacks	1		7837
Jacks(Front)	12,000 lbs, 16" Stroke	2		7835
Jacks(Rear)	17,500 lbs, 16" Stroke	2		7965
Touch Pad	Located to the left of the drivers seat	1		3103
AL Controller	Attached to bottom of structure	1		3149A
Harness	Connects Pump, Controller, & Touch Pad	1		6940
Hose Kit	Complete Set of Hoses	1		7838
Hose, 10'	LR Jack Bottom to RR Jack Bottom	1	Orange/Yellow Stripe	2465
Hose, 10'	LF Jack Bottom to RF Jack Bottom	1	Brown/White Stripe	2465
Hose, 12'	Pump to Jack, Left Front Top	1	Brown Solid	2467
Hose, 12'	Pump to Jack, Right Front Top	1	White Solid	2467
Hose, 14'	Pump to Jack, Right Front Bottom	1	White Stripe	2469
Hose, 34'	Pump to Jack, Left Rear Top	1	Orange Solid	2484
Hose, 34'	Pump to Jack, Right Rear Top	1	Yellow Solid	2484
Hose, 36'	Pump to Jack, Right Rear Bottom	1	Yellow Stripe	2486
<b>Options</b>				
<b>Revisions</b>				

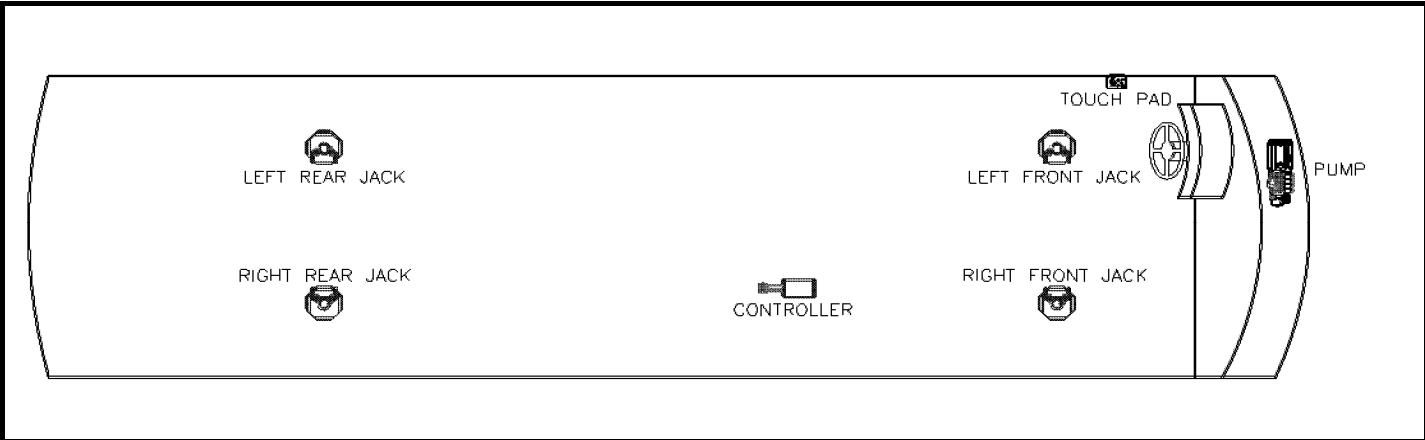
**MY2017 VENTANA 4310, 4311, 4322, 4369  
STANDARD ON ALL FLOOR PLANS LISTED**



**Notes:**  
 Jack assemblies in list include mount plate and hardware. To order a replacement jack assembly, use part number 7214 for the front jacks and 7134 for the rear jacks.  
 On 7/26/16 the system number changed from 8749 to 8749A for 3149A controller.

Item, Length	Description / Location	Qty	Color	Equalizer Part No.
Kit	(Items listed below)	1		8749A
Pump	4-Function, Jacks	1		7837
Jacks (Front)	12,000 lbs, 16" Stroke	2		7835
Jacks (Rear)	17,500 lbs, 18" Stroke	2		7965
Touch Pad	Located to the left of the drivers seat	1		3103
AL Controller	Attached to bottom of structure	1		3149A
Harness	Connects Pump, Controller, & Touch Pad	1		6940
Hose Kit	Complete Set of Hoses	1		7964
Hose, 10'	LR Jack Bottom to RR Jack Bottom	1	Orange/Yellow Stripe	2465
Hose, 10'	LF Jack Bottom to RF Jack Bottom	1	Brown/White Stripe	2465
Hose, 12'	Pump to Jack, Left Front Top	1	Brown Solid	2467
Hose, 12'	Pump to Jack, Right Front Top	1	White Solid	2467
Hose, 14'	Pump to Jack, Right Front Bottom	1	White Stripe	2469
Hose, 36'	Pump to Jack, Left Rear Top	1	Orange Solid	2486
Hose, 36'	Pump to Jack, Right Rear Top	1	Yellow Solid	2486
Hose, 38'	Pump to Jack, Right Rear Bottom	1	Yellow Stripe	2488
<b>Options</b>				
<b>Revisions</b>				

**MY2018 BAY STAR SPORT OPTIONAL ON: 2702, 2812, 2903, 3022, 3113, 3307, 3312  
 MY2018 BAY STAR STANDARD ON: 3009, 3113, 3124, 3333, 3401, 3403, 3406, 3414, 3518, 3532**



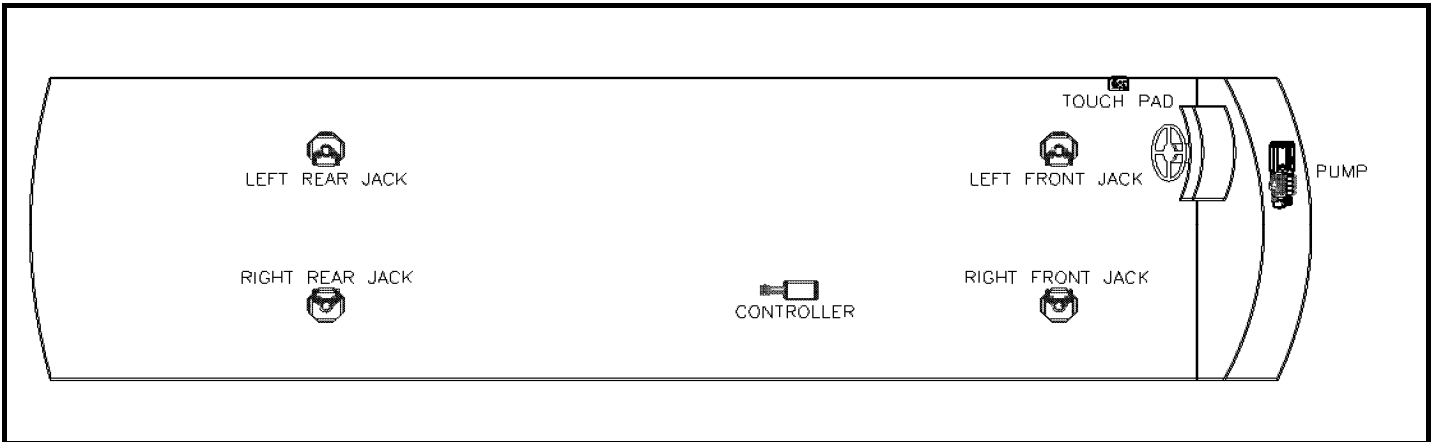
**Notes:**  
 For model year 2014, Equalizer will begin sending jacks to Newmar already assembled on the brackets.  
 To order a replacement jack assembly use 7636  
 In October of 2014 the system number changed from 8582B to 8582C  
 on 7/26/16 system number was changed from 8582C to 8582d for 3149A controller  
 On 11/30/16 hose Pump to Jack, Left Rear Top was changed from 30' to 32'

Item, Length	Description / Location	Qty	Color	Equalizer Part No.
Kit	(Items listed below)	1		8582D
Pump	4-Function, Jacks	1		7770
Jack	7,500 lbs, 15" Stroke/Front Jacks	2		7850
Jack	7,500 lbs, 15" Stroke/Rear Jacks	2		7851
Touch Pad	Located to the left of the drivers seat	1		3103
AL Controller	Attached to bottom of structure	1		3149A
Harness	Connects Pump, Controller, & Touch Pad	1		6918
Hose Kit	Complete Set of Hoses	1		7762
Hose, 6'	Pump to Jack, Left Front Top	1	Brown Solid	2461
Hose, 8'	Pump to Jack, Left Front Bottom	1	Brown Stripe	2463
Hose, 8'	Pump to Jack, Right Front Top	1	White Solid	2463
Hose, 8'	LR Jack Bottom to RR Jack Bottom	1	Orange/Yellow Stripe	2463
Hose, 10'	LF Jack Bottom to RF Jack Bottom	1	Brown/White Stripe	2465
Hose, 32'	Pump to Jack, Left Rear Top	1	Orange Solid	2482
Hose, 30'	Pump to Jack, Right Rear Top	1	Yellow Solid	2527
Hose, 32'	Pump to Jack, Right Rear Bottom	1	Yellow Stripe	2482

Options				

Revisions				

**MY2018 CANYON STAR 3513, 3710, 3716, 3901, 3911, 3918, 3921, 3923, 3924, 3926, 3928, 3953  
STANDARD ON ALL FLOOR PLANS LISTED**

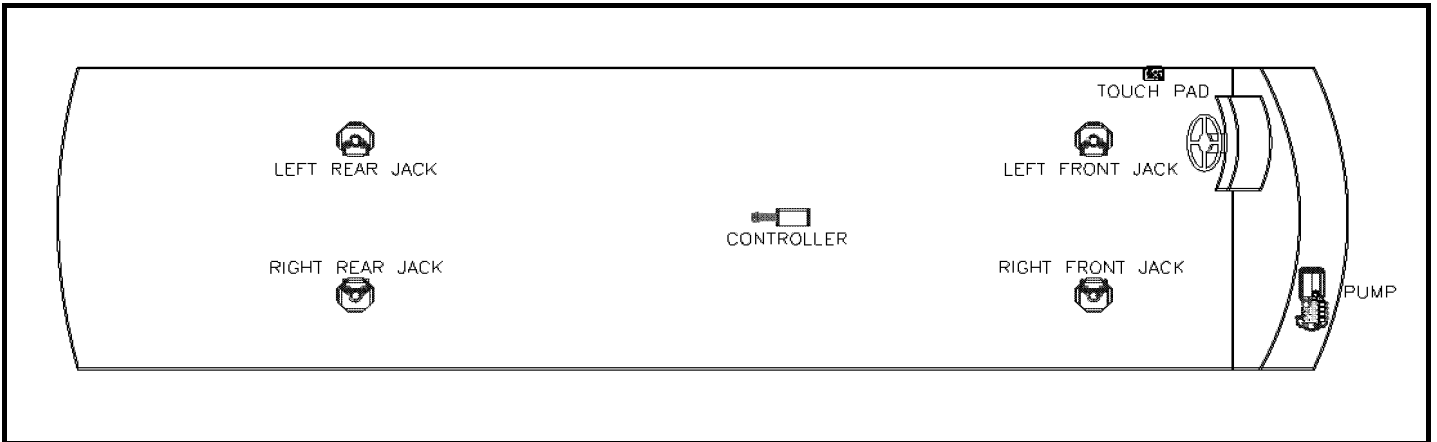


**Notes:**

For model year 2014, Equalizer will begin sending jacks to Newmar already assembled on the brackets.  
 To order a replacement jack assembly use 7636 for the front jacks and 7214 for the rear jacks.  
 In October of 2014 the system number changed from 8612A to 8612B  
 On 7/26/16 the system number changed from 8612B to 8612C for 3149A controller.

Item, Length	Description / Location	Qty	Color	Equalizer Part No.
Kit	(Items listed below)	1		8612C
Pump	4-Function, Jacks	1		7770
Jack	7,500 lbs, 15" Stroke/Front Jacks	2		7850
Jack	12,000 lbs, 16" Stroke/Rear Jacks	2		7852
Touch Pad	Located to the left of the drivers seat	1		3103
AL Controller	Attached to bottom of structure	1		3149A
Harness	Connects Pump, Controller, & Touch Pad	1		6918
Hose Kit	Complete Set of Hoses	1		7791
Hose, 6'	Pump to Jack, Left Front Top	1	Brown Solid	2461
Hose, 8'	Pump to Jack, Left Front Bottom	1	Brown Stripe	2463
Hose, 8'	Pump to Jack, Right Front Top	1	White Solid	2463
Hose, 8'	LR Jack Bottom to RR Jack Bottom	1	Orange/Yellow Stripe	2463
Hose, 10'	LF Jack Bottom to RF Jack Bottom	1	Brown/White Stripe	2465
Hose, 36'	Pump to Jack, Left Rear Top	1	Orange Solid	2486
Hose, 36'	Pump to Jack, Right Rear Top	1	Yellow Solid	2486
Hose, 38'	Pump to Jack, Right Rear Bottom	1	Yellow Stripe	2488
<b>Options</b>				
<b>Revisions</b>				

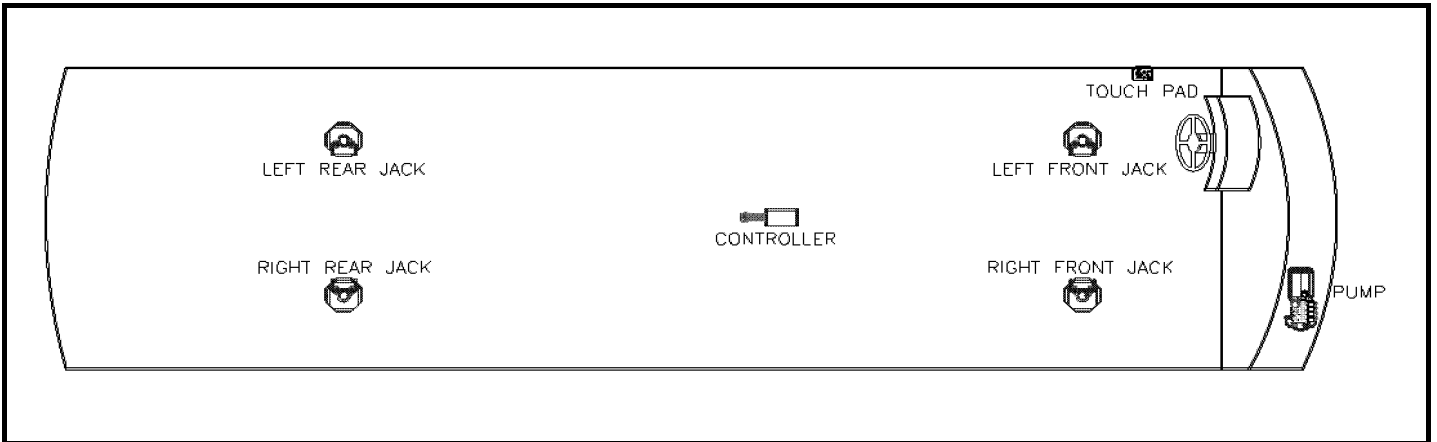
**MY2018 VENTANA LE 3412, 2413, 3436  
STANDARD ON ALL FLOOR PLANS LISTED**



**Notes:**  
 Jack assembly in list includes mount plate and hardware. To order a replacement jack assembly, use part number 7214.  
 On 7/26/16 kit number was changed to 8642A with 3149A controller.

Item, Length	Description / Location	Qty	Color	Equalizer Part No.
Kit	(Items listed below)	1		8642A
Pump	4-Function, Jacks	1		7837
Jack	12,000 lbs, 16" Stroke	4		7835
Touch Pad	Located to the left of the drivers seat	1		3103
AL Controller	Attached to bottom of structure	1		3149A
Harness	Connects Pump, Controller, & Touch Pad	1		6940
Hose Kit	Complete Set of Hoses	1		7839
Hose, 10'	LR Jack Bottom to RR Jack Bottom	1	Orange/Yellow Stripe	2465
Hose, 10'	LF Jack Bottom to RF Jack Bottom	1	Brown/White Stripe	2465
Hose, 12'	Pump to Jack, Left Front Top	1	Brown Solid	2467
Hose, 12'	Pump to Jack, Right Front Top	1	White Solid	2467
Hose, 14'	Pump to Jack, Right Front Bottom	1	White Stripe	2469
Hose, 30'	Pump to Jack, Left Rear Top	1	Orange Solid	2527
Hose, 30'	Pump to Jack, Right Rear Top	1	Yellow Solid	2527
Hose, 32'	Pump to Jack, Right Rear Bottom	1	Yellow Stripe	2482
<b>Options</b>				
<b>Revisions</b>				

**MY2018 VENTANA LE 3709, 3713  
STANDARD ON ALL FLOOR PLANS LISTED**



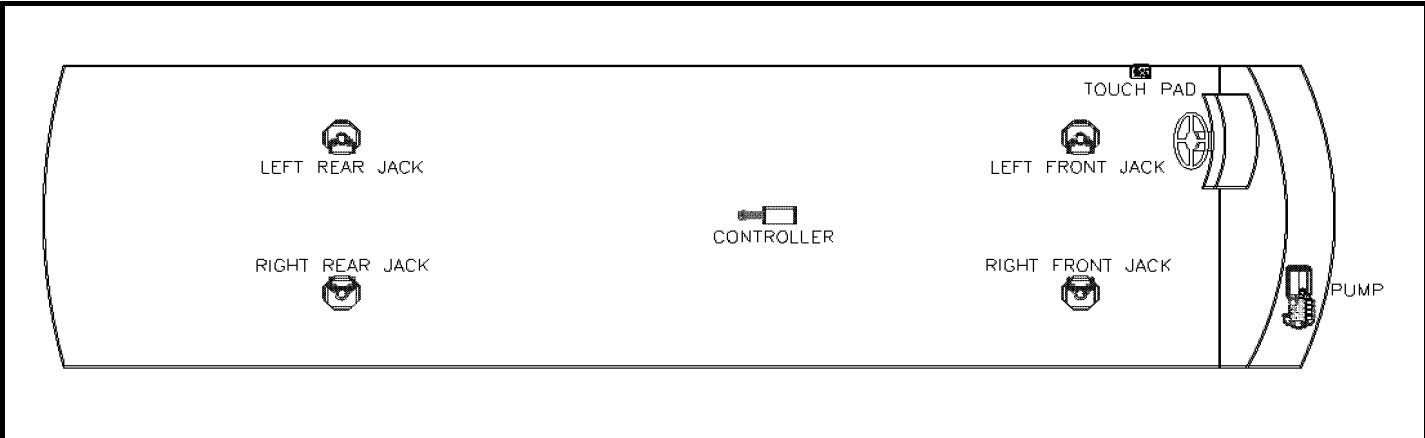
**Notes:**  
 Jack assembly in list includes mount plate and hardware. To order a replacement jack assembly, use part number 7214.  
 On 7/26/14 system number was changed from 8643 to 8643A for 3149A.

Item, Length	Description / Location	Qty	Color	Equalizer Part No.
Kit	(Items listed below)	1		8643A
Pump	4-Function, Jacks	1		7837
Jack	12,000 lbs, 16" Stroke	4		7835
Touch Pad	Located to the left of the drivers seat	1		3103
AL Controller	Attached to bottom of structure	1		3149A
Harness	Connects Pump, Controller, & Touch Pad	1		6940
Hose Kit	Complete Set of Hoses	1		7838
Hose, 10'	LR Jack Bottom to RR Jack Bottom	1	Orange/Yellow Stripe	2465
Hose, 10'	LF Jack Bottom to RF Jack Bottom	1	Brown/White Stripe	2465
Hose, 12'	Pump to Jack, Left Front Top	1	Brown Solid	2467
Hose, 12'	Pump to Jack, Right Front Top	1	White Solid	2467
Hose, 14'	Pump to Jack, Right Front Bottom	1	White Stripe	2469
Hose, 34'	Pump to Jack, Left Rear Top	1	Orange Solid	2484
Hose, 34'	Pump to Jack, Right Rear Top	1	Yellow Solid	2484
Hose, 36'	Pump to Jack, Right Rear Bottom	1	Yellow Stripe	2486

Options				

Revisions				

**MY2018 VENTANA LE 4002, 4037, 4042, 4048  
STANDARD ON ALL FLOOR PLANS LISTED**



**Notes:**

Jack assemblies in list include mount plate and hardware. To order a replacement jack assembly, use part number 7214 for the front jacks and 7134 for the rear jacks.

On 7/26/16 the system number changed from 8749 to 8749A for 3149A controller.

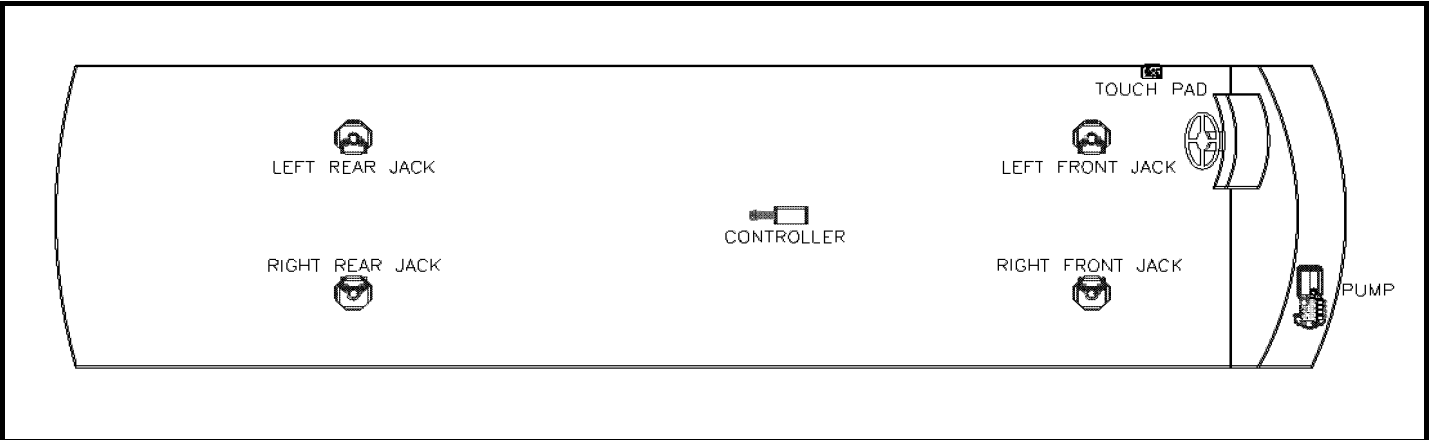
Item, Length	Description / Location	Qty	Color	Equalizer Part No.
Kit	(Items listed below)	1		8749A
Pump	4-Function, Jacks	1		7837
Jacks (Front)	12,000 lbs, 16" Stroke	2		7835
Jacks (Rear)	17,500 lbs, 18" Stroke	2		7965
Touch Pad	Located to the left of the drivers seat	1		3103
AL Controller	Attached to bottom of structure	1		3149A
Harness	Connects Pump, Controller, & Touch Pad	1		6940
Hose Kit	Complete Set of Hoses	1		7964
Hose, 10'	LR Jack Bottom to RR Jack Bottom	1	Orange/Yellow Stripe	2465
Hose, 10'	LF Jack Bottom to RF Jack Bottom	1	Brown/White Stripe	2465
Hose, 12'	Pump to Jack, Left Front Top	1	Brown Solid	2467
Hose, 12'	Pump to Jack, Right Front Top	1	White Solid	2467
Hose, 14'	Pump to Jack, Right Front Bottom	1	White Stripe	2469
Hose, 36'	Pump to Jack, Left Rear Top	1	Orange Solid	2486
Hose, 36'	Pump to Jack, Right Rear Top	1	Yellow Solid	2486
Hose, 38'	Pump to Jack, Right Rear Bottom	1	Yellow Stripe	2488

**Options**


**Revisions**




**MY2018 VENTANA 3407, 3412, 3436  
STANDARD ON ALL FLOOR PLANS LISTED**



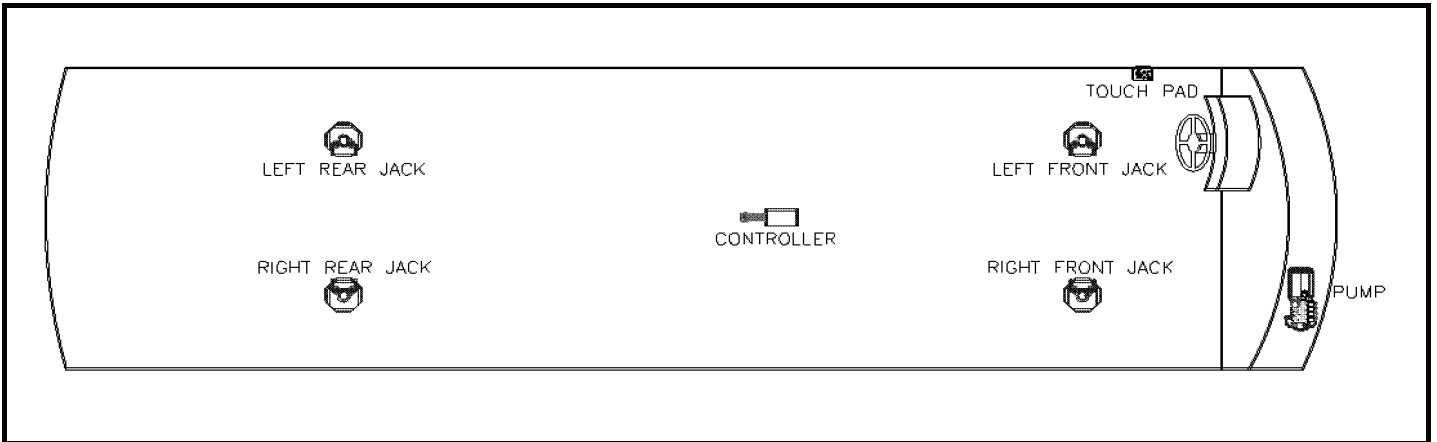
**Notes:**  
 Jack assemblies in list include mount plate and hardware. To order a replacement jack assembly, use part number 7214 for a front jack, and 7134 for a rear jack.  
 On 7/26/16 the system number changed from 8311 to 8311A for 3149A controller.

Item, Length	Description / Location	Qty	Color	Equalizer Part No.
Kit	(Items listed below)	1		8311A
Pump	4-Function, Jacks	1		7837
Jacks(Front)	12,000 lbs, 16" Stroke	2		7835
Jacks(Rear)	17,500 lbs, 18" Stroke	2		7965
Touch Pad	Located to the left of the drivers seat	1		3103
AL Controller	Attached to bottom of structure	1		3149A
Harness	Connects Pump, Controller, & Touch Pad	1		6940
Hose Kit	Complete Set of Hoses	1		7839
Hose, 10'	LR Jack Bottom to RR Jack Bottom	1	Orange/Yellow Stripe	2465
Hose, 10'	LF Jack Bottom to RF Jack Bottom	1	Brown/White Stripe	2465
Hose, 12'	Pump to Jack, Left Front Top	1	Brown Solid	2467
Hose, 12'	Pump to Jack, Right Front Top	1	White Solid	2467
Hose, 14'	Pump to Jack, Right Front Bottom	1	White Stripe	2469
Hose, 30'	Pump to Jack, Left Rear Top	1	Orange Solid	2527
Hose, 30'	Pump to Jack, Right Rear Top	1	Yellow Solid	2527
Hose, 32'	Pump to Jack, Right Rear Bottom	1	Yellow Stripe	2482

Options				

Revisions				

**MY2018 VENTANA 3709, 3715, 4002, 4037, 4046, 4049  
STANDARD ON ALL FLOOR PLANS LISTED**



**Notes:**

Jack assemblies in list include mount plate and hardware. To order a replacement jack assembly, use part number 7214 for the front jacks, and 7134 for the rear jacks.

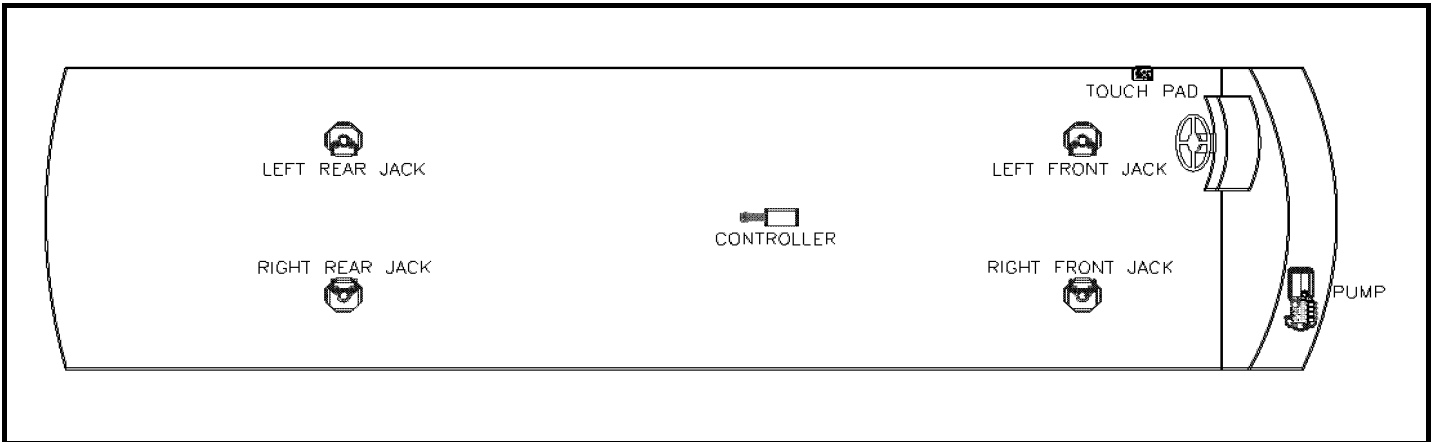
On 7/26/16 the system number changed from 8282 to 8282A for 3149A controller.

Item, Length	Description / Location	Qty	Color	Equalizer Part No.
Kit	(Items listed below)	1		8282A
Pump	4-Function, Jacks	1		7837
Jacks(Front)	12,000 lbs, 16" Stroke	2		7835
Jacks(Rear)	17,500 lbs, 16" Stroke	2		7965
Touch Pad	Located to the left of the drivers seat	1		3103
AL Controller	Attached to bottom of structure	1		3149A
Harness	Connects Pump, Controller, & Touch Pad	1		6940
Hose Kit	Complete Set of Hoses	1		7838
Hose, 10'	LR Jack Bottom to RR Jack Bottom	1	Orange/Yellow Stripe	2465
Hose, 10'	LF Jack Bottom to RF Jack Bottom	1	Brown/White Stripe	2465
Hose, 12'	Pump to Jack, Left Front Top	1	Brown Solid	2467
Hose, 12'	Pump to Jack, Right Front Top	1	White Solid	2467
Hose, 14'	Pump to Jack, Right Front Bottom	1	White Stripe	2469
Hose, 34'	Pump to Jack, Left Rear Top	1	Orange Solid	2484
Hose, 34'	Pump to Jack, Right Rear Top	1	Yellow Solid	2484
Hose, 36'	Pump to Jack, Right Rear Bottom	1	Yellow Stripe	2486

**Options**


**Revisions**


**MY2018 VENTANA 4308, 4310, 4311, 4326, 4369  
STANDARD ON ALL FLOOR PLANS LISTED**



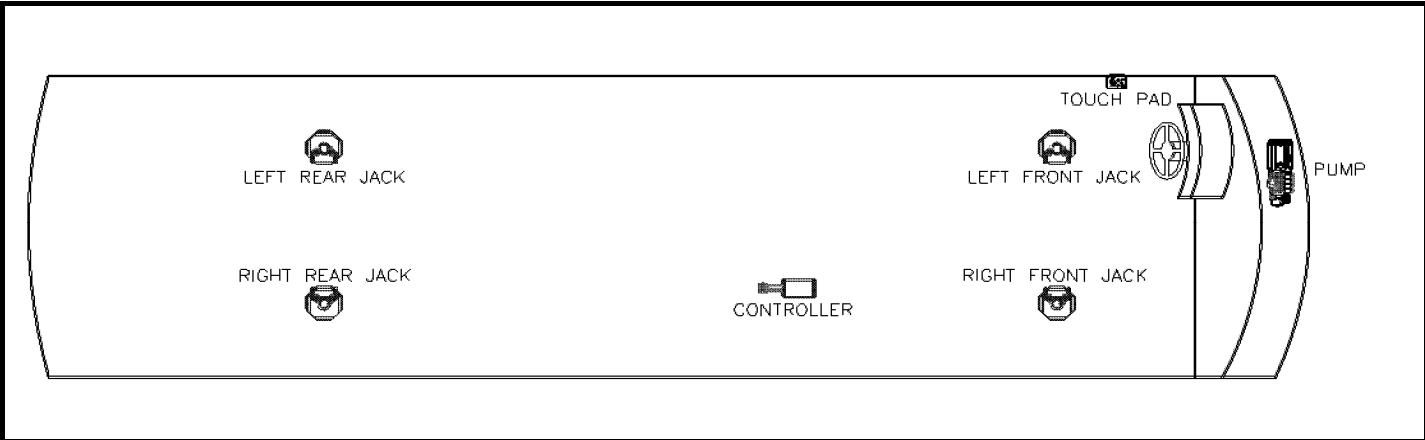
**Notes:**  
 Jack assemblies in list include mount plate and hardware. To order a replacement jack assembly, use part number 7214 for the front jacks and 7134 for the rear jacks.  
 On 7/26/16 the system number changed from 8749 to 8749A for 3149A controller.

Item, Length	Description / Location	Qty	Color	Equalizer Part No.
Kit	(Items listed below)	1		8749A
Pump	4-Function, Jacks	1		7837
Jacks (Front)	12,000 lbs, 16" Stroke	2		7835
Jacks (Rear)	17,500 lbs, 18" Stroke	2		7965
Touch Pad	Located to the left of the drivers seat	1		3103
AL Controller	Attached to bottom of structure	1		3149A
Harness	Connects Pump, Controller, & Touch Pad	1		6940
Hose Kit	Complete Set of Hoses	1		7964
Hose, 10'	LR Jack Bottom to RR Jack Bottom	1	Orange/Yellow Stripe	2465
Hose, 10'	LF Jack Bottom to RF Jack Bottom	1	Brown/White Stripe	2465
Hose, 12'	Pump to Jack, Left Front Top	1	Brown Solid	2467
Hose, 12'	Pump to Jack, Right Front Top	1	White Solid	2467
Hose, 14'	Pump to Jack, Right Front Bottom	1	White Stripe	2469
Hose, 36'	Pump to Jack, Left Rear Top	1	Orange Solid	2486
Hose, 36'	Pump to Jack, Right Rear Top	1	Yellow Solid	2486
Hose, 38'	Pump to Jack, Right Rear Bottom	1	Yellow Stripe	2488

Options				

Revisions				

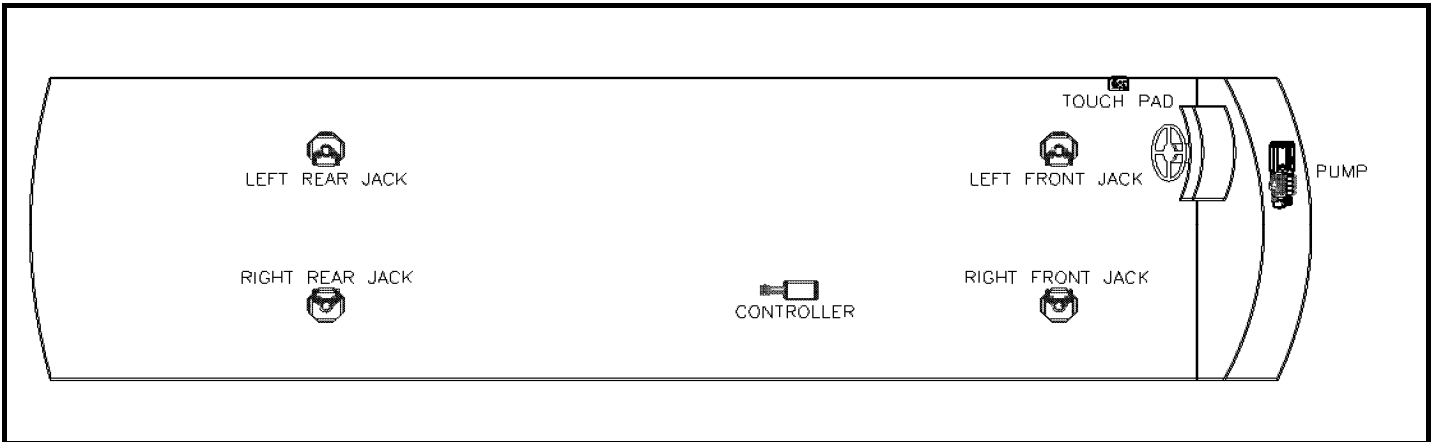
**MY2019 BAY STAR SPORT STANDARD ON: 2702, 2813, 3008, 3014, 3022, 3226, 3307**  
**MY2019 BAY STAR STANDARD ON: 3014, 3124, 3226, 3401, 3408, 3414, 3419, 3609, 3626, 3628**



**Notes:**  
 For model year 2014, Equalizer will begin sending jacks to Newmar already assembled on the brackets.  
 To order a replacement jack assembly use 7636  
 In October of 2014 the system number changed from 8582B to 8582C  
 on 7/26/16 system number was changed from 8582C to 8582D for 3149A controller  
 On 11/30/16 hose Pump to Jack, Left Rear Top was changed from 30' to 32'  
 On 10/2/18 changed system from 8582D to 8285E - Pump changed from 7770 to 7770KS.

Item, Length	Description / Location	Qty	Color	Equalizer Part No.
Kit	(Items listed below)	1		8582D
Pump	4-Function, Jacks	1		7770KS
Jack	7,500 lbs, 15" Stroke/Front Jacks	2		7850
Jack	7,500 lbs, 15" Stroke/Rear Jacks	2		7851
Touch Pad	Located to the left of the drivers seat	1		3103
AL Controller	Attached to bottom of structure	1		3149A
Harness	Connects Pump, Controller, & Touch Pad	1		6918
Hose Kit	Complete Set of Hoses	1		7762
Hose, 6'	Pump to Jack, Left Front Top	1	Brown Solid	2461
Hose, 8'	Pump to Jack, Left Front Bottom	1	Brown Stripe	2463
Hose, 8'	Pump to Jack, Right Front Top	1	White Solid	2463
Hose, 8'	LR Jack Bottom to RR Jack Bottom	1	Orange/Yellow Stripe	2463
Hose, 10'	LF Jack Bottom to RF Jack Bottom	1	Brown/White Stripe	2465
Hose, 34'	Pump to Jack, Left Rear Top	1	Orange Solid	2484
Hose, 32'	Pump to Jack, Right Rear Top	1	Yellow Solid	2482
Hose, 34'	Pump to Jack, Right Rear Bottom	1	Yellow Stripe	2484
<b>Options</b>				
<b>Revisions</b>				

**MY2019 CANYON STAR 3513, 3608, 3627, 3646, 3710, 3719, 3722, 3723, 3911, 3924, 3927  
STANDARD ON ALL FLOOR PLANS LISTED**

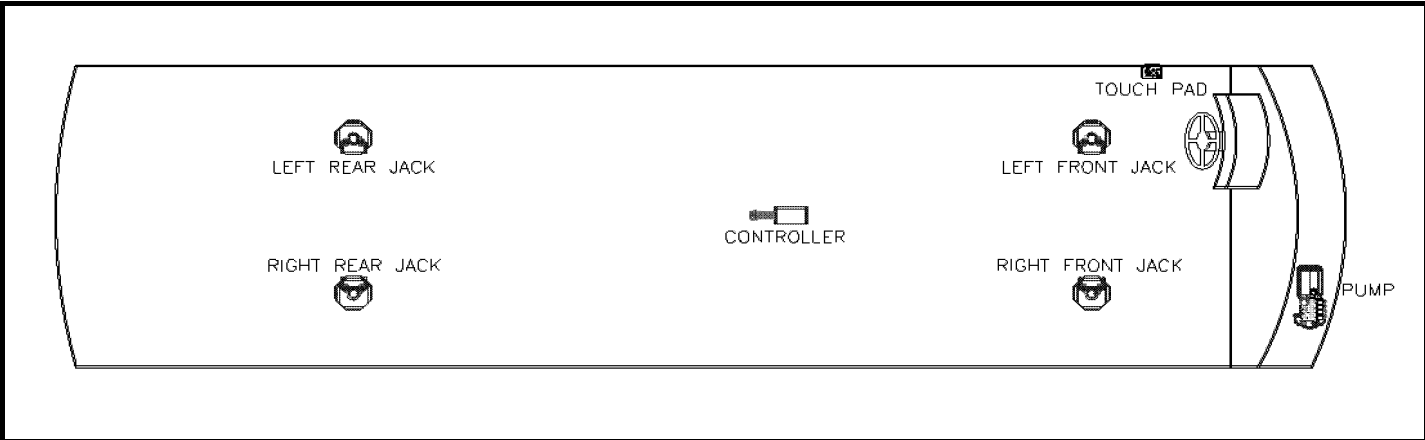


**Notes:**

For model year 2014, Equalizer will begin sending jacks to Newmar already assembled on the brackets.  
 To order a replacement jack assembly use 7636 for the front jacks and 7214 for the rear jacks.  
 In October of 2014 the system number changed from 8612A to 8612B  
 On 7/26/16 the system number changed from 8612B to 8612C for 3149A controller.  
 On 10/2/18 the system number changed from 8612C to 8612D - Pump changed from 7770 to 7770KS

Item, Length	Description / Location	Qty	Color	Equalizer Part No.
Kit	(Items listed below)	1		8612C
Pump	4-Function, Jacks	1		7770KS
Jack	7,500 lbs, 15" Stroke/Front Jacks	2		7850
Jack	12,000 lbs, 16" Stroke/Rear Jacks	2		7852
Touch Pad	Located to the left of the drivers seat	1		3103
AL Controller	Attached to bottom of structure	1		3149A
Harness	Connects Pump, Controller, & Touch Pad	1		6918
Hose Kit	Complete Set of Hoses	1		7791
Hose, 6'	Pump to Jack, Left Front Top	1	Brown Solid	2461
Hose, 8'	Pump to Jack, Left Front Bottom	1	Brown Stripe	2463
Hose, 8'	Pump to Jack, Right Front Top	1	White Solid	2463
Hose, 8'	LR Jack Bottom to RR Jack Bottom	1	Orange/Yellow Stripe	2463
Hose, 10'	LF Jack Bottom to RF Jack Bottom	1	Brown/White Stripe	2465
Hose, 36'	Pump to Jack, Left Rear Top	1	Orange Solid	2486
Hose, 36'	Pump to Jack, Right Rear Top	1	Yellow Solid	2486
Hose, 38'	Pump to Jack, Right Rear Bottom	1	Yellow Stripe	2488
<b>Options</b>				
<b>Revisions</b>				

**MY2019 VENTANA LE 3412, 3426  
STANDARD ON ALL FLOOR PLANS LISTED**



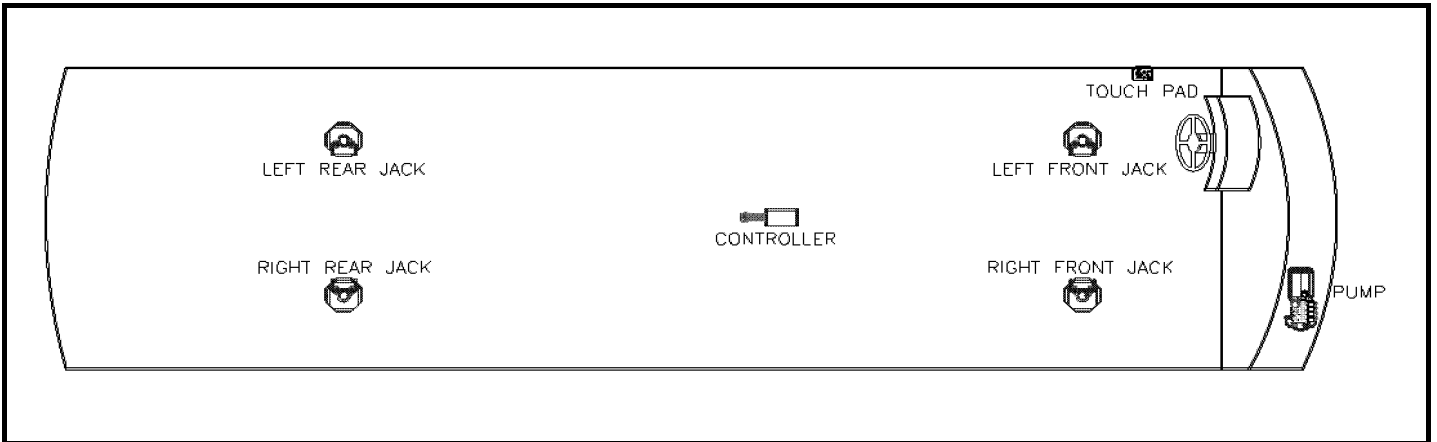
**Notes:**  
 Jack assembly in list includes mount plate and hardware. To order a replacement jack assembly, use part number 7214.  
 On 7/26/16 kit number was changed to 8642A with 3149A controller.

Item, Length	Description / Location	Qty	Color	Equalizer Part No.
Kit	(Items listed below)	1		8642A
Pump	4-Function, Jacks	1		7837
Jack	12,000 lbs, 16" Stroke	4		7835
Touch Pad	Located to the left of the drivers seat	1		3103
AL Controller	Attached to bottom of structure	1		3149A
Harness	Connects Pump, Controller, & Touch Pad	1		6940
Hose Kit	Complete Set of Hoses	1		7839
Hose, 10'	LR Jack Bottom to RR Jack Bottom	1	Orange/Yellow Stripe	2465
Hose, 10'	LF Jack Bottom to RF Jack Bottom	1	Brown/White Stripe	2465
Hose, 12'	Pump to Jack, Left Front Top	1	Brown Solid	2467
Hose, 12'	Pump to Jack, Right Front Top	1	White Solid	2467
Hose, 14'	Pump to Jack, Right Front Bottom	1	White Stripe	2469
Hose, 30'	Pump to Jack, Left Rear Top	1	Orange Solid	2527
Hose, 30'	Pump to Jack, Right Rear Top	1	Yellow Solid	2527
Hose, 32'	Pump to Jack, Right Rear Bottom	1	Yellow Stripe	2482

Options				

Revisions				

**MY2019 VENTANA LE 3709, 3717  
STANDARD ON ALL FLOOR PLANS LISTED**



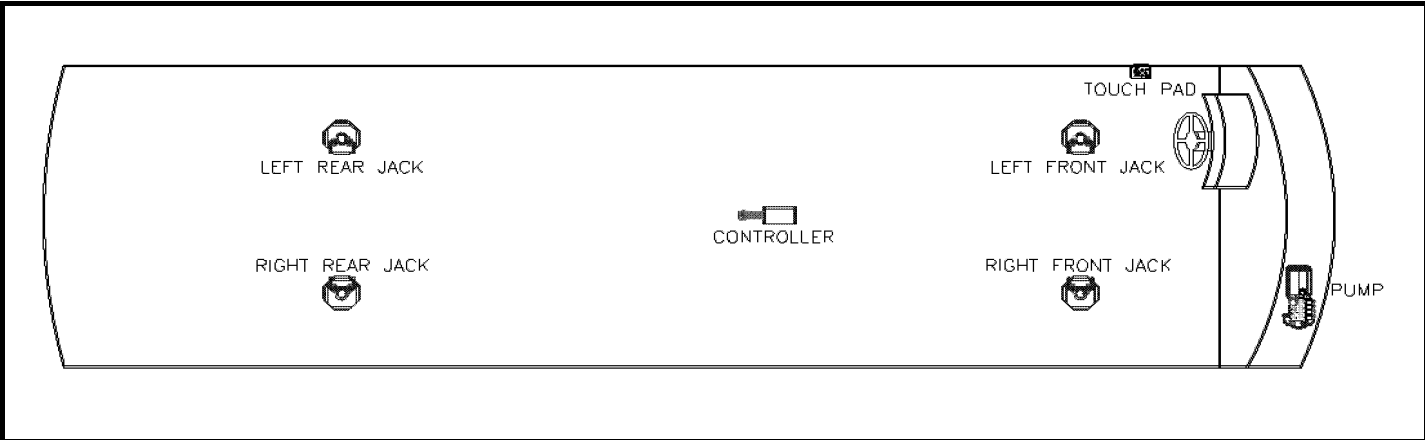
**Notes:**  
 Jack assembly in list includes mount plate and hardware. To order a replacement jack assembly, use part number 7214.  
 On 7/26/14 system number was changed from 8643 to 8643A for 3149A.

Item, Length	Description / Location	Qty	Color	Equalizer Part No.
Kit	(Items listed below)	1		8643A
Pump	4-Function, Jacks	1		7837
Jack	12,000 lbs, 16" Stroke	4		7835
Touch Pad	Located to the left of the drivers seat	1		3103
AL Controller	Attached to bottom of structure	1		3149A
Harness	Connects Pump, Controller, & Touch Pad	1		6940
Hose Kit	Complete Set of Hoses	1		7838
Hose, 10'	LR Jack Bottom to RR Jack Bottom	1	Orange/Yellow Stripe	2465
Hose, 10'	LF Jack Bottom to RF Jack Bottom	1	Brown/White Stripe	2465
Hose, 12'	Pump to Jack, Left Front Top	1	Brown Solid	2467
Hose, 12'	Pump to Jack, Right Front Top	1	White Solid	2467
Hose, 14'	Pump to Jack, Right Front Bottom	1	White Stripe	2469
Hose, 34'	Pump to Jack, Left Rear Top	1	Orange Solid	2484
Hose, 34'	Pump to Jack, Right Rear Top	1	Yellow Solid	2484
Hose, 36'	Pump to Jack, Right Rear Bottom	1	Yellow Stripe	2486

Options				

Revisions				

**MY2019 VENTANA LE 4002, 4037, 4045, 4048  
STANDARD ON ALL FLOOR PLANS LISTED**



**Notes:**

Jack assemblies in list include mount plate and hardware. To order a replacement jack assembly, use part number 7214 for the front jacks and 7134 for the rear jacks.

On 7/26/16 the system number changed from 8749 to 8749A for 3149A controller.

Item, Length	Description / Location	Qty	Color	Equalizer Part No.
Kit	(Items listed below)	1		8749A
Pump	4-Function, Jacks	1		7837
Jacks (Front)	12,000 lbs, 16" Stroke	2		7835
Jacks (Rear)	17,500 lbs, 18" Stroke	2		7965
Touch Pad	Located to the left of the drivers seat	1		3103
AL Controller	Attached to bottom of structure	1		3149A
Harness	Connects Pump, Controller, & Touch Pad	1		6940
Hose Kit	Complete Set of Hoses	1		7964
Hose, 10'	LR Jack Bottom to RR Jack Bottom	1	Orange/Yellow Stripe	2465
Hose, 10'	LF Jack Bottom to RF Jack Bottom	1	Brown/White Stripe	2465
Hose, 12'	Pump to Jack, Left Front Top	1	Brown Solid	2467
Hose, 12'	Pump to Jack, Right Front Top	1	White Solid	2467
Hose, 14'	Pump to Jack, Right Front Bottom	1	White Stripe	2469
Hose, 36'	Pump to Jack, Left Rear Top	1	Orange Solid	2486
Hose, 36'	Pump to Jack, Right Rear Top	1	Yellow Solid	2486
Hose, 38'	Pump to Jack, Right Rear Bottom	1	Yellow Stripe	2488

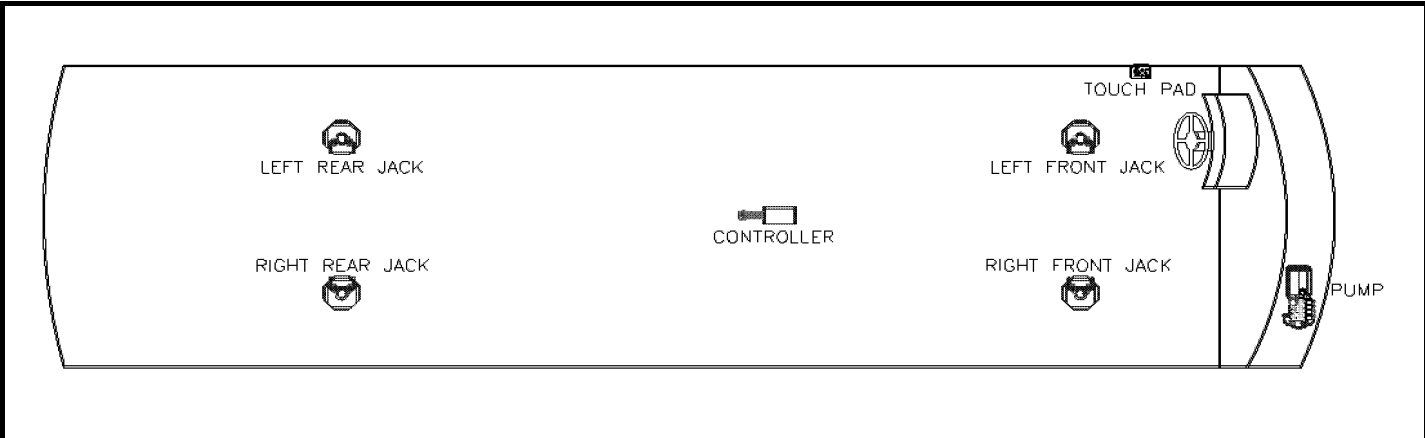
**Options**


**Revisions**






**MY2019 VENTANA 3709, 3717, 4002, 4037, 4054  
STANDARD ON ALL FLOOR PLANS LISTED  
FREIGHTLINER CHASSIS**



**Notes:**

Jack assemblies in list include mount plate and hardware. To order a replacement jack assembly, use part number 7214 for the front jacks, and 7134 for the rear jacks.

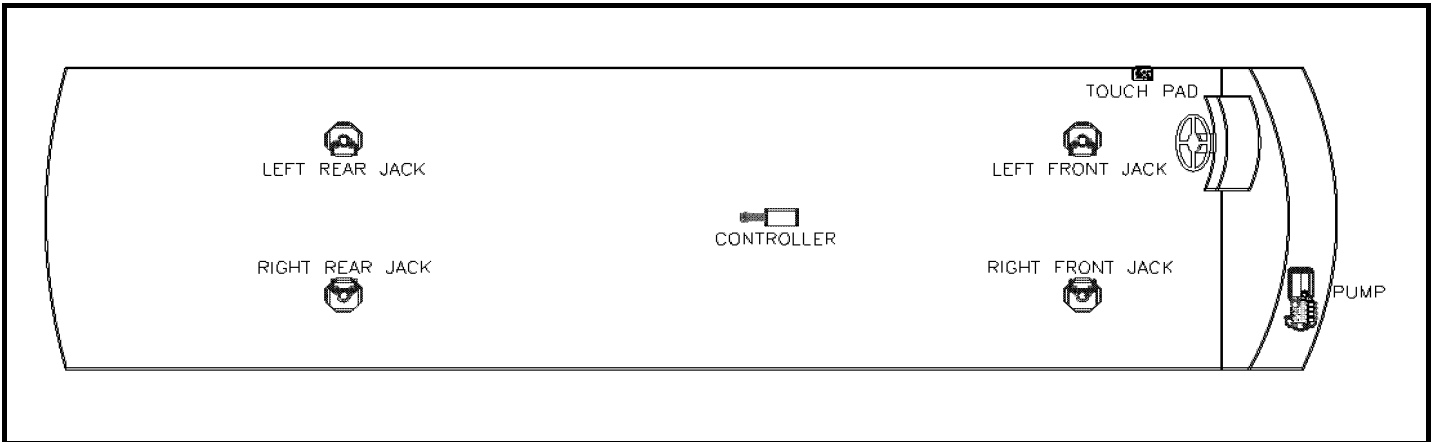
On 7/26/16 the system number changed from 8282 to 8282A for 3149A controller.

Item, Length	Description / Location	Qty	Color	Equalizer Part No.
Kit	(Items listed below)	1		8282A
Pump	4-Function, Jacks	1		7837
Jacks(Front)	12,000 lbs, 16" Stroke	2		7835
Jacks(Rear)	17,500 lbs, 18" Stroke	2		7965
Touch Pad	Located to the left of the drivers seat	1		3103
AL Controller	Attached to bottom of structure	1		3149A
Harness	Connects Pump, Controller, & Touch Pad	1		6940
Hose Kit	Complete Set of Hoses	1		7838
Hose, 10'	LR Jack Bottom to RR Jack Bottom	1	Orange/Yellow Stripe	2465
Hose, 10'	LF Jack Bottom to RF Jack Bottom	1	Brown/White Stripe	2465
Hose, 12'	Pump to Jack, Left Front Top	1	Brown Solid	2467
Hose, 12'	Pump to Jack, Right Front Top	1	White Solid	2467
Hose, 14'	Pump to Jack, Right Front Bottom	1	White Stripe	2469
Hose, 34'	Pump to Jack, Left Rear Top	1	Orange Solid	2484
Hose, 34'	Pump to Jack, Right Rear Top	1	Yellow Solid	2484
Hose, 36'	Pump to Jack, Right Rear Bottom	1	Yellow Stripe	2486

**Options**


**Revisions**


**MY2019 VENTANA 4002, 4037, 4054  
STANDARD ON ALL FLOOR PLANS LISTED  
SPARTAN CHASSIS**



**Notes:**  
Front jack assemblies in list include mount plate and hardware. To order a replacement jack assembly, use part number 7214.  
System number originally incorrect, changed to 8245A as correct number.

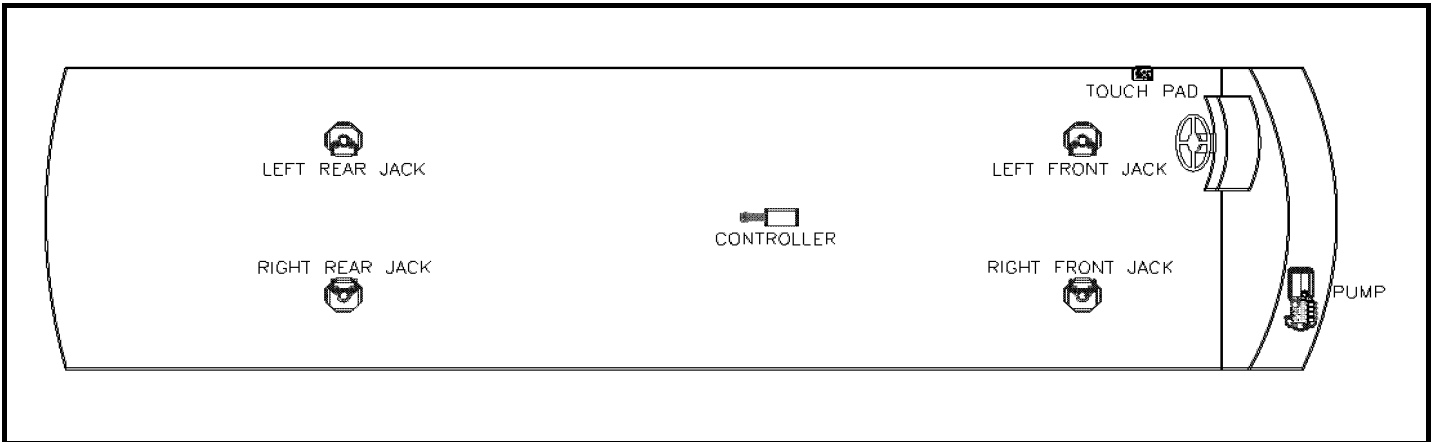
Item, Length	Description / Location	Qty	Color	Equalizer Part No.
Kit	(Items listed below)	1		8245A
Pump	4-Function, Jacks	1		7837
Jacks(Front)	12,000 lbs, 16" Stroke	2		70119
Jacks(Rear)	17,500 lbs, 18" Stroke	2		7134
Touch Pad	Located to the left of the drivers seat	1		3103
AL Controller	Attached to bottom of structure	1		3149A
Harness	Connects Pump, Controller, & Touch Pad	1		6940
Hose Kit	Complete Set of Hoses	1		7838
Hose, 10'	LR Jack Bottom to RR Jack Bottom	1	Orange/Yellow Stripe	2465
Hose, 10'	LF Jack Bottom to RF Jack Bottom	1	Brown/White Stripe	2465
Hose, 12'	Pump to Jack, Left Front Top	1	Brown Solid	2467
Hose, 12'	Pump to Jack, Right Front Top	1	White Solid	2467
Hose, 14'	Pump to Jack, Right Front Bottom	1	White Stripe	2469
Hose, 34'	Pump to Jack, Left Rear Top	1	Orange Solid	2484
Hose, 34'	Pump to Jack, Right Rear Top	1	Yellow Solid	2484
Hose, 36'	Pump to Jack, Right Rear Bottom	1	Yellow Stripe	2486

Options				

Revisions				



**MY2019 VENTANA 4310, 4311, 4326, 4348, 4369  
STANDARD ON ALL FLOOR PLANS LISTED  
SPARTAN CHASSIS**



**Notes:**  
Front jack assemblies in list include mount plate and hardware. To order a replacement jack assembly, use part number 7214.  
System number originally incorrect, changed to 8244A as correct number.

Item, Length	Description / Location	Qty	Color	Equalizer Part No.
Kit	(Items listed below)	1		8244A
Pump	4-Function, Jacks	1		7837
Jacks (Front)	12,000 lbs, 16" Stroke	2		70119
Jacks (Rear)	17,500 lbs, 18" Stroke	2		7134
Touch Pad	Located to the left of the drivers seat	1		3103
AL Controller	Attached to bottom of structure	1		3149A
Harness	Connects Pump, Controller, & Touch Pad	1		6940
Hose Kit	Complete Set of Hoses	1		7964
Hose, 10'	LR Jack Bottom to RR Jack Bottom	1	Orange/Yellow Stripe	2465
Hose, 10'	LF Jack Bottom to RF Jack Bottom	1	Brown/White Stripe	2465
Hose, 12'	Pump to Jack, Left Front Top	1	Brown Solid	2467
Hose, 12'	Pump to Jack, Right Front Top	1	White Solid	2467
Hose, 14'	Pump to Jack, Right Front Bottom	1	White Stripe	2469
Hose, 36'	Pump to Jack, Left Rear Top	1	Orange Solid	2486
Hose, 36'	Pump to Jack, Right Rear Top	1	Yellow Solid	2486
Hose, 38'	Pump to Jack, Right Rear Bottom	1	Yellow Stripe	2488
<b>Options</b>				
<b>Revisions</b>				



**Notes:**

For model year 2014, Equalizer will begin sending jacks to Newmar already assembled on the brackets.

To order a replacement jack assembly use 7636

In October of 2014 the system number changed from 8582B to 8582C

on 7/26/16 system number was changed from 8582C to 8582D for 3149A controller

On 11/30/16 hose Pump to Jack, Left Rear Top was changed from 30' to 32'

On 10/2/18 changed system from 8582D to 8285E - Pump changed from 7770 to 7770KS.


For model year 2020, longer jack brackets were included and system converted to EQ Smart Level

Item, Length	Description / Location	Qty	Color	Equalizer Part No.
Kit	(Items listed below)	1		8582F
Pump	4-Function, Jacks	1		7770KS
Jack	7,500 lbs, 15" Stroke/Front Jacks	2		7850A
Jack	7,500 lbs, 15" Stroke/Rear Jacks	2		7851A
Control Panel	Located to the left of the drivers seat	1		3149ASBT
Harness	Connects Pump & Control Panel	1		6179
Hose Kit	Complete Set of Hoses	1		7762
Hose, 6'	Pump to Jack, Left Front Top	1	Brown Solid	2461
Hose, 8'	Pump to Jack, Left Front Bottom	1	Brown Stripe	2463
Hose, 8'	Pump to Jack, Right Front Top	1	White Solid	2463
Hose, 8'	LR Jack Bottom to RR Jack Bottom	1	Orange/Yellow Stripe	2463
Hose, 10'	LF Jack Bottom to RF Jack Bottom	1	Brown/White Stripe	2465
Hose, 34'	Pump to Jack, Left Rear Top	1	Orange Solid	2484
Hose, 32'	Pump to Jack, Right Rear Top	1	Yellow Solid	2482
Hose, 34'	Pump to Jack, Right Rear Bottom	1	Yellow Stripe	2484

**Options**


**Revisions**


**MY2020 CANYON STAR 3513, 3627, 3710, 3719, 3722, 3747, 3911, 3927, 3929  
STANDARD ON ALL FLOOR PLANS LISTED**



**Notes:**

For model year 2014, Equalizer will begin sending jacks to Newmar already assembled on the brackets.

To order a replacement jack assembly use 7636 for the front jacks and 7214 for the rear jacks.

In October of 2014 the system number changed from 8612A to 8612B


On 7/26/16 the system number changed from 8612B to 8612C for 3149A controller.

On 10/2/18 the system number changed from 8612C to 8612D - Pump changed from 7770 to 7770KS

For model year 2020, longer jack brackets were included and system covered to EQ Smart Level

Item, Length	Description / Location	Qty	Color	Equalizer Part No.
Kit	(Items listed below)			8612E
Pump	4-Function, Jacks	1		7770KS
Jack	7,500 lbs, 15" Stroke/Front Jacks	2		7850A
Jack	12,000 lbs, 16" Stroke/Rear Jacks	2		7852A
Control Panel	Located to the left of the drivers seat	1		3149ASBT
Harness	Connects Pump & Control Panel	1		6179
Hose Kit	Complete Set of Hoses	1		7791
Hose, 6'	Pump to Jack, Left Front Top	1	Brown Solid	2461
Hose, 8'	Pump to Jack, Left Front Bottom	1	Brown Stripe	2463
Hose, 8'	Pump to Jack, Right Front Top	1	White Solid	2463
Hose, 8'	LR Jack Bottom to RR Jack Bottom	1	Orange/Yellow Stripe	2463
Hose, 10'	LF Jack Bottom to RF Jack Bottom	1	Brown/White Stripe	2465
Hose, 36'	Pump to Jack, Left Rear Top	1	Orange Solid	2486
Hose, 36'	Pump to Jack, Right Rear Top	1	Yellow Solid	2486
Hose, 38'	Pump to Jack, Right Rear Bottom	1	Yellow Stripe	2488
<b>Options</b>				
<b>Revisions</b>				

**MY2020 KOUNTRY STAR 3412, 3426  
STANDARD ON ALL FLOOR PLANS LISTED**



**Notes:**

Jack assembly in list includes mount plate and hardware. To order a replacement jack assembly, use part number 7214.  
 On 7/26/16 kit number was changed to 8642A with 3149A controller.  
 For 2020 model year, jack brackets changed, pump changed from 7837 to 7837KS, & changed to EQ Smart Level.

Item, Length	Description / Location	Qty	Color	Equalizer Part No.
Kit	(Items listed below)	1		8642B
Pump	4-Function, Jacks	1		7837KS
Jack	12,000 lbs, 16" Stroke	4		7835A
Control Panel	Located to the left of the drivers seat	1		3149ASBT
Harness	Connects Pump & Control Panel	1		6180
Hose Kit	Complete Set of Hoses	1		7839
Hose, 10'	LR Jack Bottom to RR Jack Bottom	1	Orange/Yellow Stripe	2465
Hose, 10'	LF Jack Bottom to RF Jack Bottom	1	Brown/White Stripe	2465
Hose, 12'	Pump to Jack, Left Front Top	1	Brown Solid	2467
Hose, 12'	Pump to Jack, Right Front Top	1	White Solid	2467
Hose, 14'	Pump to Jack, Right Front Bottom	1	White Stripe	2469
Hose, 30'	Pump to Jack, Left Rear Top	1	Orange Solid	2527
Hose, 30'	Pump to Jack, Right Rear Top	1	Yellow Solid	2527
Hose, 32'	Pump to Jack, Right Rear Bottom	1	Yellow Stripe	2482


**Options**


**Revisions**






**MY2020 KOUNTRY STAR 4002, 4037, 4045, 4054  
STANDARD ON ALL FLOOR PLANS LISTED**



**Notes:**

Jack assemblies in list include mount plate and hardware. To order a replacement jack assembly, use part number 7214 for the front jacks and 7134 for the rear jacks.

On 7/26/16 the system number changed from 8749 to 8749A for 3149A controller.


For 2020 model year, jack brackets changed, pump changed from 7837 to 7837KS, & changed to EQ Smart Level.

Item, Length	Description / Location	Qty	Color	Equalizer Part No.
Kit	(Items listed below)	1		8749B
Pump	4-Function, Jacks	1		7837KS
Jacks (Front)	12,000 lbs, 16" Stroke	2		7835A
Jacks (Rear)	17,500 lbs, 18" Stroke	2		7965A
Control Panel	Located to the left of the drivers seat	1		3149ASBT
Harness	Connects Pump & Control Panel	1		6180
Hose Kit	Complete Set of Hoses	1		7964
Hose, 10'	LR Jack Bottom to RR Jack Bottom	1	Orange/Yellow Stripe	2465
Hose, 10'	LF Jack Bottom to RF Jack Bottom	1	Brown/White Stripe	2465
Hose, 12'	Pump to Jack, Left Front Top	1	Brown Solid	2467
Hose, 12'	Pump to Jack, Right Front Top	1	White Solid	2467
Hose, 14'	Pump to Jack, Right Front Bottom	1	White Stripe	2469
Hose, 38'	Pump to Jack, Left Rear Top	1	Orange Solid	2488
Hose, 38'	Pump to Jack, Right Rear Top	1	Yellow Solid	2488
Hose, 38'	Pump to Jack, Right Rear Bottom	1	Yellow Stripe	2488

**Options**


**Revisions**


MY2020 VENTANA 3407, 3412, 3426  
**STANDARD ON ALL FLOOR PLANS LISTED**



**Notes:**


Jack assemblies in list include mount plate and hardware. To order a replacement jack assembly, use part number 7214 for a front jack, and 7134 for a rear jack.

On 7/26/16 the system number changed from 8311 to 8311A for 3149A controller.

For 2020 model year, jack brackets changed, pump changed from 7837 to 7837KS, & changed to EQ Smart Level.

Item, Length	Description / Location	Qty	Color	Equalizer Part No.
Kit	(Items listed below)	1		8311B
Pump	4-Function, Jacks	1		7837KS
Jacks(Front)	12,000 lbs, 16" Stroke	2		7835A
Jacks(Rear)	17,500 lbs, 18" Stroke	2		7965A
Control Panel	Located to the left of the drivers seat	1		3149ASBT
Harness	Connects Pump, Controller, & Touch Pad	1		6180
Hose Kit	Complete Set of Hoses	1		7839
Hose, 10'	LR Jack Bottom to RR Jack Bottom	1	Orange/Yellow Stripe	2465
Hose, 10'	LF Jack Bottom to RF Jack Bottom	1	Brown/White Stripe	2465
Hose, 12'	Pump to Jack, Left Front Top	1	Brown Solid	2467
Hose, 12'	Pump to Jack, Right Front Top	1	White Solid	2467
Hose, 14'	Pump to Jack, Right Front Bottom	1	White Stripe	2469
Hose, 30'	Pump to Jack, Left Rear Top	1	Orange Solid	2527
Hose, 30'	Pump to Jack, Right Rear Top	1	Yellow Solid	2527
Hose, 32'	Pump to Jack, Right Rear Bottom	1	Yellow Stripe	2482
<b>Options</b>				
<b>Revisions</b>				

**MY2020 VENTANA 3709, 3717, 4002, 4037, 4054  
STANDARD ON ALL FLOOR PLANS LISTED  
FREIGHTLINER CHASSIS**



**Notes:**


Jack assemblies in list include mount plate and hardware. To order a replacement jack assembly, use part number 7214 for the front jacks, and 7134 for the rear jacks.

On 7/26/16 the system number changed from 8282 to 8282A for 3149A controller.

For 2020 model year, jack brackets changed, pump changed from 7837 to 7837KS, & changed to EQ Smart Level.

Item, Length	Description / Location	Qty	Color	Equalizer Part No.
Kit	(Items listed below)	1		8282B
Pump	4-Function, Jacks	1		7837KS
Jacks(Front)	12,000 lbs, 16" Stroke	2		7835A
Jacks(Rear)	17,500 lbs, 18" Stroke	2		7965A
Control Panel	Located to the left of the drivers seat	1		3149ASBT
Harness	Connects Pump, Controller, & Touch Pad	1		6180
Hose Kit	Complete Set of Hoses	1		7838
Hose, 10'	LR Jack Bottom to RR Jack Bottom	1	Orange/Yellow Stripe	2465
Hose, 10'	LF Jack Bottom to RF Jack Bottom	1	Brown/White Stripe	2465
Hose, 12'	Pump to Jack, Left Front Top	1	Brown Solid	2467
Hose, 12'	Pump to Jack, Right Front Top	1	White Solid	2467
Hose, 14'	Pump to Jack, Right Front Bottom	1	White Stripe	2469
Hose, 34'	Pump to Jack, Left Rear Top	1	Orange Solid	2484
Hose, 34'	Pump to Jack, Right Rear Top	1	Yellow Solid	2484
Hose, 36'	Pump to Jack, Right Rear Bottom	1	Yellow Stripe	2486
<b>Options</b>				
<b>Revisions</b>				

**MY2020 VENTANA 4002, 4037, 4054  
STANDARD ON ALL FLOOR PLANS LISTED  
SPARTAN CHASSIS**




**Notes:**  
 Front jack assemblies in list include mount plate and hardware. To order a replacement jack assembly, use part number 7214.  
 System number originally incorrect, changed to 8245A as correct number.  
 For 2020 model year pump changed from 7837 to 7837KS & changed to EQ Smart Level.

Item, Length	Description / Location	Qty	Color	Equalizer Part No.
Kit	(Items listed below)	1		8245B
Pump	4-Function, Jacks	1		7837KS
Jacks(Front)	12,000 lbs, 16" Stroke	2		70119
Jacks(Rear)	17,500 lbs, 18" Stroke	2		7134
Control Panel	Located to the left of the drivers seat	1		3149ASBT
Harness	Connects Pump & Control Panel	1		6180
Hose Kit	Complete Set of Hoses	1		7838
Hose, 10'	LR Jack Bottom to RR Jack Bottom	1	Orange/Yellow Stripe	2465
Hose, 10'	LF Jack Bottom to RF Jack Bottom	1	Brown/White Stripe	2465
Hose, 12'	Pump to Jack, Left Front Top	1	Brown Solid	2467
Hose, 12'	Pump to Jack, Right Front Top	1	White Solid	2467
Hose, 14'	Pump to Jack, Right Front Bottom	1	White Stripe	2469
Hose, 34'	Pump to Jack, Left Rear Top	1	Orange Solid	2484
Hose, 34'	Pump to Jack, Right Rear Top	1	Yellow Solid	2484
Hose, 36'	Pump to Jack, Right Rear Bottom	1	Yellow Stripe	2486

Options				

Revisions				

**MY2020 VENTANA 4311, 4326, 4348, 4362 4369  
STANDARD ON ALL FLOOR PLANS LISTED  
FREIGHTLINER CHASSIS**



**Notes:**  
 Jack assemblies in list include mount plate and hardware. To order a replacement jack assembly, use part number 7214 for the front jacks and 7134 for the rear jacks.  
 On 7/26/16 the system number changed from 8749 to 8749A for 3149A controller.  
 For 2020 model year, jack brackets changed, pump changed from 7837 to 7837KS, & changed to EQ Smart Level.

Item, Length	Description / Location	Qty	Color	Equalizer Part No.
Kit	(Items listed below)	1		8749B
Pump	4-Function, Jacks	1		7837KS
Jacks (Front)	12,000 lbs, 16" Stroke	2		7835A
Jacks (Rear)	17,500 lbs, 18" Stroke	2		7965A
Control Panel	Located to the left of the drivers seat	1		3149ASBT
Harness	Connects Pump, Controller, & Touch Pad	1		6180
Hose Kit	Complete Set of Hoses	1		7964
Hose, 10'	LR Jack Bottom to RR Jack Bottom	1	Orange/Yellow Stripe	2465
Hose, 10'	LF Jack Bottom to RF Jack Bottom	1	Brown/White Stripe	2465
Hose, 12'	Pump to Jack, Left Front Top	1	Brown Solid	2467
Hose, 12'	Pump to Jack, Right Front Top	1	White Solid	2467
Hose, 14'	Pump to Jack, Right Front Bottom	1	White Stripe	2469
Hose, 38'	Pump to Jack, Left Rear Top	1	Orange Solid	2488
Hose, 38'	Pump to Jack, Right Rear Top	1	Yellow Solid	2488
Hose, 38'	Pump to Jack, Right Rear Bottom	1	Yellow Stripe	2488
<b>Options</b>				
<b>Revisions</b>				





**Notes:**

For model year 2014, Equalizer will begin sending jacks to Newmar already assembled on the brackets.  
 To order a replacement jack assembly use 7636  
 In October of 2014 the system number changed from 8582B to 8582C  
 on 7/26/16 system number was changed from 8582C to 8582D for 3149A controller  
 On 11/30/16 hose Pump to Jack, Left Rear Top was changed from 30' to 32'  
 On 10/2/18 changed system from 8582D to 8285E - Pump changed from 7770 to 7770KS.  
 For model year 2020, longer jack brackets were included and system converted to EQ Smart Level

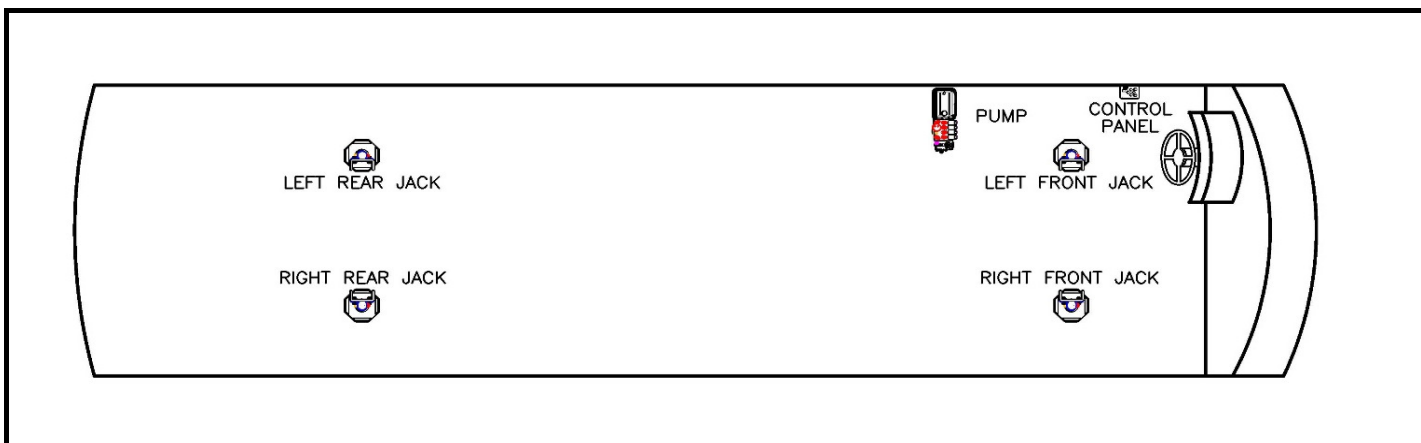
Item, Length	Description / Location	Qty	Color	Equalizer Part No.
Kit	(Items listed below)	1		8582F
Pump	4-Function, Jacks	1		7770KS
Jack	7,500 lbs, 15" Stroke/Front Jacks	2		7850A
Jack	7,500 lbs, 15" Stroke/Rear Jacks	2		7851A
Control Panel	Located to the left of the drivers seat	1		3149ASBT
Harness	Connects Pump & Control Panel	1		6179
Hose Kit	Complete Set of Hoses	1		7762
Hose, 6'	Pump to Jack, Left Front Top	1	Brown Solid	2461
Hose, 8'	Pump to Jack, Left Front Bottom	1	Brown Stripe	2463
Hose, 8'	Pump to Jack, Right Front Top	1	White Solid	2463
Hose, 8'	LR Jack Bottom to RR Jack Bottom	1	Orange/Yellow Stripe	2463
Hose, 10'	LF Jack Bottom to RF Jack Bottom	1	Brown/White Stripe	2465
Hose, 34'	Pump to Jack, Left Rear Top	1	Orange Solid	2484
Hose, 32'	Pump to Jack, Right Rear Top	1	Yellow Solid	2482
Hose, 34'	Pump to Jack, Right Rear Bottom	1	Yellow Stripe	2484

**Options**


**Revisions**




**MY2021 CANYON STAR 3513, 3710, 3719, 3722, 3747, 3911, 3927, 3929  
STANDARD ON ALL FLOOR PLANS LISTED**



**Notes:**

For model year 2021 chassis was changed from gas to front engine diesel. Jacks, harness, hoses, and pump changed.

On 2/24/20 harness changed from 6180 to 6235


On 7/31/20 orange and yellow hoses increased length by 2'.

Item, Length	Description / Location	Qty	Color	Equalizer Part No.
Kit	(Items listed below)	1		8846
Pump	4-Function, Jacks	1		7948KS
Jack	12,000 lbs, 16" Stroke/Front Jacks	2		70266
Jack	12,000 lbs, 16" Stroke/Rear Jacks	2		7852A
Control Panel	Located to the left of the drivers seat	1		3149ASBT
Harness	Connects Pump & Control Panel	1		6325
Hose Kit	Complete Set of Hoses	1		70264
Hose, 6'	Pump to Jack, Left Front Top	1	Brown Solid	2461
Hose, 8'	Pump to Jack, Left Front Bottom	1	Brown Stripe	2463
Hose, 8'	LR Jack Bottom to RR Jack Bottom	1	Orange/Yellow Stripe	2463
Hose, 10'	LF Jack Bottom to RF Jack Bottom	1	Brown/White Stripe	2465
Hose, 12'	Pump to Jack, Right Front Top	1	White Solid	2467
Hose, 28'	Pump to Jack, Left Rear Top	1	Orange Solid	2535
Hose, 30'	Pump to Jack, Left Rear Bottom	1	Orange Stripe	2527
Hose, 32'	Pump to Jack, Right Rear Top	1	Yellow Solid	2482

**Options**


**Revisions**


**MY2021 KOUNTRY STAR 3412, 3426  
STANDARD ON ALL FLOOR PLANS LISTED**



**Notes:**


Jack assembly in list includes mount plate and hardware. To order a replacement jack assembly, use part number 7214.

On 7/26/16 kit number was changed to 8642A with 3149A controller.

For 2020 model year, jack brackets changed, pump changed from 7837 to 7837KS, & changed to EQ Smart Level.

Item, Length	Description / Location	Qty	Color	Equalizer Part No.
Kit	(Items listed below)	1		8642B
Pump	4-Function, Jacks	1		7837KS
Jack	12,000 lbs, 16" Stroke	4		7835A
Control Panel	Located to the left of the drivers seat	1		3149ASBT
Harness	Connects Pump & Control Panel	1		6180
Hose Kit	Complete Set of Hoses	1		7839
Hose, 10'	LR Jack Bottom to RR Jack Bottom	1	Orange/Yellow Stripe	2465
Hose, 10'	LF Jack Bottom to RF Jack Bottom	1	Brown/White Stripe	2465
Hose, 12'	Pump to Jack, Left Front Top	1	Brown Solid	2467
Hose, 12'	Pump to Jack, Right Front Top	1	White Solid	2467
Hose, 14'	Pump to Jack, Right Front Bottom	1	White Stripe	2469
Hose, 30'	Pump to Jack, Left Rear Top	1	Orange Solid	2527
Hose, 30'	Pump to Jack, Right Rear Top	1	Yellow Solid	2527
Hose, 32'	Pump to Jack, Right Rear Bottom	1	Yellow Stripe	2482
<b>Options</b>				
<b>Revisions</b>				

**MY2021 KOUNTRY STAR 3709, 3717  
STANDARD ON ALL FLOOR PLANS LISTED**



**Notes:**


Jack assembly in list includes mount plate and hardware. To order a replacement jack assembly, use part number 7214.

On 7/26/14 system number was changed from 8643 to 8643A for 3149A.

For 2020 model year, jack brackets changed, pump changed from 7837 to 7837KS, & changed to EQ Smart Level.

Item, Length	Description / Location	Qty	Color	Equalizer Part No.
Kit	(Items listed below)	1		8643B
Pump	4-Function, Jacks	1		7837KS
Jack	12,000 lbs, 16" Stroke	4		7835A
Control Panel	Located to the left of the drivers seat	1		3149ASBT
Harness	Connects Pump & Control Panel	1		6180
Hose Kit	Complete Set of Hoses	1		7838
Hose, 10'	LR Jack Bottom to RR Jack Bottom	1	Orange/Yellow Stripe	2465
Hose, 10'	LF Jack Bottom to RF Jack Bottom	1	Brown/White Stripe	2465
Hose, 12'	Pump to Jack, Left Front Top	1	Brown Solid	2467
Hose, 12'	Pump to Jack, Right Front Top	1	White Solid	2467
Hose, 14'	Pump to Jack, Right Front Bottom	1	White Stripe	2469
Hose, 34'	Pump to Jack, Left Rear Top	1	Orange Solid	2484
Hose, 34'	Pump to Jack, Right Rear Top	1	Yellow Solid	2484
Hose, 36'	Pump to Jack, Right Rear Bottom	1	Yellow Stripe	2486
<b>Options</b>				
<b>Revisions</b>				

**MY2021 KOUNTRY STAR 4002, 4011, 4037, 4045, 4067  
STANDARD ON ALL FLOOR PLANS LISTED**



**Notes:**


Jack assemblies in list include mount plate and hardware. To order a replacement jack assembly, use part number 7214 for the front jacks and 7134 for the rear jacks.

On 7/26/16 the system number changed from 8749 to 8749A for 3149A controller.

For 2020 model year, jack brackets changed, pump changed from 7837 to 7837KS, & changed to EQ Smart Level.

Item, Length	Description / Location	Qty	Color	Equalizer Part No.
Kit	(Items listed below)	1		8749B
Pump	4-Function, Jacks	1		7837KS
Jacks (Front)	12,000 lbs, 16" Stroke	2		7835A
Jacks (Rear)	17,500 lbs, 18" Stroke	2		7965A
Control Panel	Located to the left of the drivers seat	1		3149ASBT
Harness	Connects Pump & Control Panel	1		6180
Hose Kit	Complete Set of Hoses	1		7964
Hose, 10'	LR Jack Bottom to RR Jack Bottom	1	Orange/Yellow Stripe	2465
Hose, 10'	LF Jack Bottom to RF Jack Bottom	1	Brown/White Stripe	2465
Hose, 12'	Pump to Jack, Left Front Top	1	Brown Solid	2467
Hose, 12'	Pump to Jack, Right Front Top	1	White Solid	2467
Hose, 14'	Pump to Jack, Right Front Bottom	1	White Stripe	2469
Hose, 38'	Pump to Jack, Left Rear Top	1	Orange Solid	2488
Hose, 38'	Pump to Jack, Right Rear Top	1	Yellow Solid	2488
Hose, 38'	Pump to Jack, Right Rear Bottom	1	Yellow Stripe	2488
<b>Options</b>				
<b>Revisions</b>				

**MY2021 VENTANA 3407, 3412, 3426  
STANDARD ON ALL FLOOR PLANS LISTED  
FREIGHTLINER CHASSIS**



**Notes:**

Jack assemblies in list include mount plate and hardware. To order a replacement jack assembly, use part number 7214 for a front jack, and 7134 for a rear jack.

On 7/26/16 the system number changed from 8311 to 8311A for 3149A controller.


For 2020 model year, jack brackets changed, pump changed from 7837 to 7837KS, & changed to EQ Smart Level.

Item, Length	Description / Location	Qty	Color	Equalizer Part No.
Kit	(Items listed below)	1		8311B
Pump	4-Function, Jacks	1		7837KS
Jacks(Front)	12,000 lbs, 16" Stroke	2		7835A
Jacks(Rear)	17,500 lbs, 18" Stroke	2		7965A
Control Panel	Located to the left of the drivers seat	1		3149ASBT
Harness	Connects Pump, Controller, & Touch Pad	1		6180
Hose Kit	Complete Set of Hoses	1		7839
Hose, 10'	LR Jack Bottom to RR Jack Bottom	1	Orange/Yellow Stripe	2465
Hose, 10'	LF Jack Bottom to RF Jack Bottom	1	Brown/White Stripe	2465
Hose, 12'	Pump to Jack, Left Front Top	1	Brown Solid	2467
Hose, 12'	Pump to Jack, Right Front Top	1	White Solid	2467
Hose, 14'	Pump to Jack, Right Front Bottom	1	White Stripe	2469
Hose, 30'	Pump to Jack, Left Rear Top	1	Orange Solid	2527
Hose, 30'	Pump to Jack, Right Rear Top	1	Yellow Solid	2527
Hose, 32'	Pump to Jack, Right Rear Bottom	1	Yellow Stripe	2482

**Options**


**Revisions**


**MY2021 VENTANA 3407, 3412, 3426  
STANDARD ON ALL FLOOR PLANS LISTED  
SPARTAN CHASSIS**




**Notes:**  
 Front jack assemblies in list include mount plate and hardware. To order a replacement jack assembly, use part number 7214.  
 System number changed to 8844A on 3-8-21. Rear jack assemblies now include brackets. To order replacement rear jack use part number 7134.

Item, Length	Description / Location	Qty	Color	Equalizer Part No.
Kit	(Items listed below)	1		8844A
Pump	4-Function, Jacks	1		7837KS
Jacks(Front)	12,000 lbs, 16" Stroke	2		70119
Jacks(Rear)	17,500 lbs, 18" Stroke	2		7865A
Control Panel	Located to the left of the drivers seat	1		3149ASBT
Harness	Connects Pump, Controller, & Touch Pad	1		6180
Hose Kit	Complete Set of Hoses	1		7839
Hose, 10'	LR Jack Bottom to RR Jack Bottom	1	Orange/Yellow Stripe	2465
Hose, 10'	LF Jack Bottom to RF Jack Bottom	1	Brown/White Stripe	2465
Hose, 12'	Pump to Jack, Left Front Top	1	Brown Solid	2467
Hose, 12'	Pump to Jack, Right Front Top	1	White Solid	2467
Hose, 14'	Pump to Jack, Right Front Bottom	1	White Stripe	2469
Hose, 30'	Pump to Jack, Left Rear Top	1	Orange Solid	2527
Hose, 30'	Pump to Jack, Right Rear Top	1	Yellow Solid	2527
Hose, 32'	Pump to Jack, Right Rear Bottom	1	Yellow Stripe	2482

Options				

Revisions				

**MY2021 VENTANA 3709, 3717, 4002, 4037  
STANDARD ON ALL FLOOR PLANS LISTED  
FREIGHTLINER CHASSIS**



**Notes:**


Jack assemblies in list include mount plate and hardware. To order a replacement jack assembly, use part number 7214 for the front jacks, and 7134 for the rear jacks.

On 7/26/16 the system number changed from 8282 to 8282A for 3149A controller.

For 2020 model year, jack brackets changed, pump changed from 7837 to 7837KS, & changed to EQ Smart Level.

Item, Length	Description / Location	Qty	Color	Equalizer Part No.
Kit	(Items listed below)	1		8282B
Pump	4-Function, Jacks	1		7837KS
Jacks(Front)	12,000 lbs, 16" Stroke	2		7835A
Jacks(Rear)	17,500 lbs, 18" Stroke	2		7965A
Control Panel	Located to the left of the drivers seat	1		3149ASBT
Harness	Connects Pump, Controller, & Touch Pad	1		6180
Hose Kit	Complete Set of Hoses	1		7838
Hose, 10'	LR Jack Bottom to RR Jack Bottom	1	Orange/Yellow Stripe	2465
Hose, 10'	LF Jack Bottom to RF Jack Bottom	1	Brown/White Stripe	2465
Hose, 12'	Pump to Jack, Left Front Top	1	Brown Solid	2467
Hose, 12'	Pump to Jack, Right Front Top	1	White Solid	2467
Hose, 14'	Pump to Jack, Right Front Bottom	1	White Stripe	2469
Hose, 34'	Pump to Jack, Left Rear Top	1	Orange Solid	2484
Hose, 34'	Pump to Jack, Right Rear Top	1	Yellow Solid	2484
Hose, 36'	Pump to Jack, Right Rear Bottom	1	Yellow Stripe	2486
<b>Options</b>				
<b>Revisions</b>				

**MY2021 VENTANA 3709, 3717  
STANDARD ON ALL FLOOR PLANS LISTED  
SPARTAN CHASSIS**




**Notes:**

Front jack assemblies in list include mount plate and hardware. To order a replacement jack assembly, use part number 7214.  
 System number originally incorrect, changed to 8245A as correct number.  
 For 2020 model year pump changed from 7837 to 7837KS & changed to EQ Smart Level.  
 System number changed to 8979 on 3-8-21. Rear jack assemblies now include brackets. To order replacement rear jack use part number 7134.

Item, Length	Description / Location	Qty	Color	Equalizer Part No.
Kit	(Items listed below)	1		8979
Pump	4-Function, Jacks	1		7837KS
Jacks(Front)	12,000 lbs, 16" Stroke	2		70119
Jacks(Rear)	17,500 lbs, 18" Stroke	2		7965A
Control Panel	Located to the left of the drivers seat	1		3149ASBT
Harness	Connects Pump & Control Panel	1		6180
Hose Kit	Complete Set of Hoses	1		7838
Hose, 10'	LR Jack Bottom to RR Jack Bottom	1	Orange/Yellow Stripe	2465
Hose, 10'	LF Jack Bottom to RF Jack Bottom	1	Brown/White Stripe	2465
Hose, 12'	Pump to Jack, Left Front Top	1	Brown Solid	2467
Hose, 12'	Pump to Jack, Right Front Top	1	White Solid	2467
Hose, 14'	Pump to Jack, Right Front Bottom	1	White Stripe	2469
Hose, 34'	Pump to Jack, Left Rear Top	1	Orange Solid	2484
Hose, 34'	Pump to Jack, Right Rear Top	1	Yellow Solid	2484
Hose, 36'	Pump to Jack, Right Rear Bottom	1	Yellow Stripe	2486
<b>Options</b>				
<b>Revisions</b>				



**MY2021 VENTANA 4002, 4037  
STANDARD ON ALL FLOOR PLANS LISTED  
SPARTAN CHASSIS**




**Notes:**  
 Front jack assemblies in list include mount plate and hardware. To order a replacement jack assembly, use part number 7214.  
 System number originally incorrect, changed to 8245A as correct number.  
 For 2020 model year pump changed from 7837 to 7837KS & changed to EQ Smart Level.

Item, Length	Description / Location	Qty	Color	Equalizer Part No.
Kit	(Items listed below)	1		8245B
Pump	4-Function, Jacks	1		7837KS
Jacks(Front)	12,000 lbs, 16" Stroke	2		70119
Jacks(Rear)	17,500 lbs, 18" Stroke	2		7134
Control Panel	Located to the left of the drivers seat	1		3149ASBT
Harness	Connects Pump & Control Panel	1		6180
Hose Kit	Complete Set of Hoses	1		7838
Hose, 10'	LR Jack Bottom to RR Jack Bottom	1	Orange/Yellow Stripe	2465
Hose, 10'	LF Jack Bottom to RF Jack Bottom	1	Brown/White Stripe	2465
Hose, 12'	Pump to Jack, Left Front Top	1	Brown Solid	2467
Hose, 12'	Pump to Jack, Right Front Top	1	White Solid	2467
Hose, 14'	Pump to Jack, Right Front Bottom	1	White Stripe	2469
Hose, 34'	Pump to Jack, Left Rear Top	1	Orange Solid	2484
Hose, 34'	Pump to Jack, Right Rear Top	1	Yellow Solid	2484
Hose, 36'	Pump to Jack, Right Rear Bottom	1	Yellow Stripe	2486

Options				

Revisions				

**MY2021 VENTANA 4311, 4326, 4329, 4354, 4362 4369  
STANDARD ON ALL FLOOR PLANS LISTED  
FREIGHTLINER CHASSIS**



**Notes:**

Jack assemblies in list include mount plate and hardware. To order a replacement jack assembly, use part number 7214 for the front jacks and 7134 for the rear jacks.

On 7/26/16 the system number changed from 8749 to 8749A for 3149A controller.


For 2020 model year, jack brackets changed, pump changed from 7837 to 7837KS, & changed to EQ Smart Level.

Item, Length	Description / Location	Qty	Color	Equalizer Part No.
Kit	(Items listed below)	1		8749B
Pump	4-Function, Jacks	1		7837KS
Jacks (Front)	12,000 lbs, 16" Stroke	2		7835A
Jacks (Rear)	17,500 lbs, 18" Stroke	2		7965A
Control Panel	Located to the left of the drivers seat	1		3149ASBT
Harness	Connects Pump, Controller, & Touch Pad	1		6180
Hose Kit	Complete Set of Hoses	1		7964
Hose, 10'	LR Jack Bottom to RR Jack Bottom	1	Orange/Yellow Stripe	2465
Hose, 10'	LF Jack Bottom to RF Jack Bottom	1	Brown/White Stripe	2465
Hose, 12'	Pump to Jack, Left Front Top	1	Brown Solid	2467
Hose, 12'	Pump to Jack, Right Front Top	1	White Solid	2467
Hose, 14'	Pump to Jack, Right Front Bottom	1	White Stripe	2469
Hose, 38'	Pump to Jack, Left Rear Top	1	Orange Solid	2488
Hose, 38'	Pump to Jack, Right Rear Top	1	Yellow Solid	2488
Hose, 38'	Pump to Jack, Right Rear Bottom	1	Yellow Stripe	2488

**Options**


**Revisions**


**MY2021 VENTANA 4311, 4326, 4329, 4354, 4362, 4369  
STANDARD ON ALL FLOOR PLANS LISTED  
SPARTAN CHASSIS**



**Notes:**  
 Front jack assemblies in list include mount plate and hardware. To order a replacement jack assembly, use part number 7214.  
 System number originally incorrect, changed to 8244A as correct number.  
 For 2020 model year pump changed from 7837 to 7837KS & changed to EQ Smart Level.

Item, Length	Description / Location	Qty	Color	Equalizer Part No.
Kit	(Items listed below)	1		8244B
Pump	4-Function, Jacks	1		7837KS
Jacks (Front)	12,000 lbs, 16" Stroke	2		70119
Jacks (Rear)	17,500 lbs, 18" Stroke	2		7134
Control Panel	Located to the left of the drivers seat	1		3149ASBT
Harness	Connects Pump, Controller, & Touch Pad	1		6180
Hose Kit	Complete Set of Hoses	1		7964
Hose, 10'	LR Jack Bottom to RR Jack Bottom	1	Orange/Yellow Stripe	2465
Hose, 10'	LF Jack Bottom to RF Jack Bottom	1	Brown/White Stripe	2465
Hose, 12'	Pump to Jack, Left Front Top	1	Brown Solid	2467
Hose, 12'	Pump to Jack, Right Front Top	1	White Solid	2467
Hose, 14'	Pump to Jack, Right Front Bottom	1	White Stripe	2469
Hose, 38'	Pump to Jack, Left Rear Top	1	Orange Solid	2488
Hose, 38'	Pump to Jack, Right Rear Top	1	Yellow Solid	2488
Hose, 38'	Pump to Jack, Right Rear Bottom	1	Yellow Stripe	2488

Options				

Revisions				

**MY2022 BAY STAR SPORT STANDARD ON: 2702, 2813, 2905, 3014, 3022, 3226, 3315, 3316  
 MY2022 BAY STAR STANDARD ON: 3005, 3014, 3124, 3226, 3401, 3408, 3416, 3609, 3616, 3626, 3811**



**Notes:**

For model year 2014, Equalizer will begin sending jacks to Newmar already assembled on the brackets.

To order a replacement jack assembly use 7636

In October of 2014 the system number changed from 8582B to 8582C

on 7/26/16 system number was changed from 8582C to 8582D for 3149A controller

On 11/30/16 hose Pump to Jack, Left Rear Top was changed from 30' to 32'

On 10/2/18 changed system from 8582D to 8285E - Pump changed from 7770 to 7770KS.

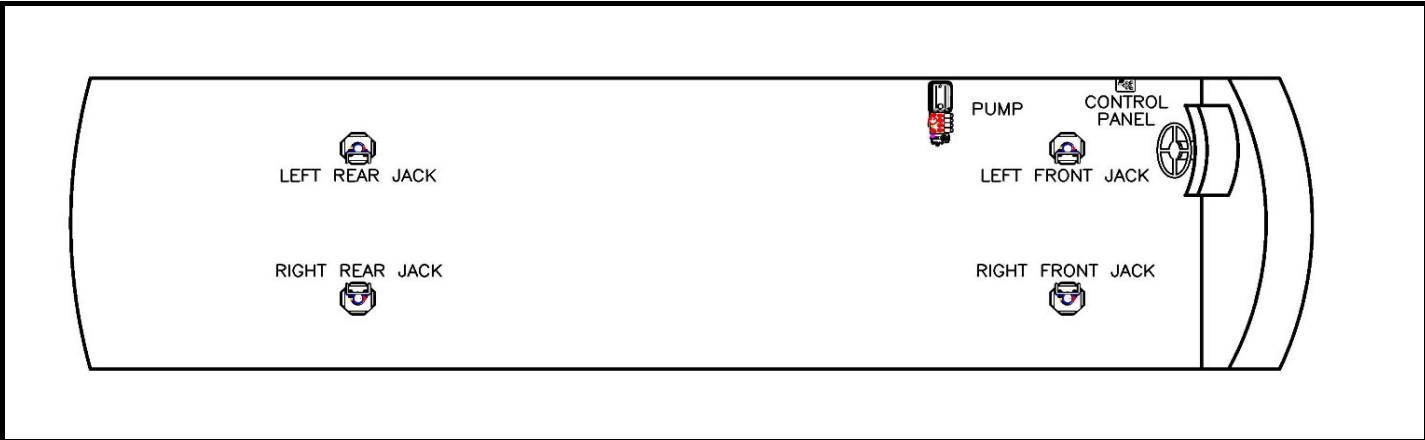
For model year 2020, longer jack brackets were included and system covered to EQ Smart Level

Item, Length	Description / Location	Qty	Color	Equalizer Part No.
Kit	(Items listed below)	1		8582F
Pump	4-Function, Jacks	1		7770KS
Jack	7,500 lbs, 15" Stroke/Front Jacks	2		7850A
Jack	7,500 lbs, 15" Stroke/Rear Jacks	2		7851A
Control Panel	Located to the left of the drivers seat	1		3149ASBT
Harness	Connects Pump & Control Panel	1		6179
Hose Kit	Complete Set of Hoses	1		7762
Hose, 6'	Pump to Jack, Left Front Top	1	Brown Solid	2461
Hose, 8'	Pump to Jack, Left Front Bottom	1	Brown Stripe	2463
Hose, 8'	Pump to Jack, Right Front Top	1	White Solid	2463
Hose, 8'	LR Jack Bottom to RR Jack Bottom	1	Orange/Yellow Stripe	2463
Hose, 10'	LF Jack Bottom to RF Jack Bottom	1	Brown/White Stripe	2465
Hose, 34'	Pump to Jack, Left Rear Top	1	Orange Solid	2484
Hose, 32'	Pump to Jack, Right Rear Top	1	Yellow Solid	2482
Hose, 34'	Pump to Jack, Right Rear Bottom	1	Yellow Stripe	2484

**Options**


**Revisions**


**MY2022 CANYON STAR 3513, 3710, 3722, 3927, 3929  
STANDARD ON ALL FLOOR PLANS LISTED**




**Notes:**  
 For model year 2021 chassis was changed from gas to front engine diesel. Jacks, harness, hoses, and pump changed.  
 On 2/24/20 harness changed from 6180 to 6235  
 On 7/31/20 orange and yellow hoses increased length by 2'.

Item, Length	Description / Location	Qty	Color	Equalizer Part No.
Kit	(Items listed below)	1		8846
Pump	4-Function, Jacks	1		7948KS
Jack	12,000 lbs, 16" Stroke/Front Jacks	2		70266
Jack	12,000 lbs, 16" Stroke/Rear Jacks	2		7852A
Control Panel	Located to the left of the drivers seat	1		3149ASBT
Harness	Connects Pump & Control Panel	1		6325
Hose Kit	Complete Set of Hoses	1		70264
Hose, 6'	Pump to Jack, Left Front Top	1	Brown Solid	2461
Hose, 8'	Pump to Jack, Left Front Bottom	1	Brown Stripe	2463
Hose, 8'	LR Jack Bottom to RR Jack Bottom	1	Orange/Yellow Stripe	2463
Hose, 10'	LF Jack Bottom to RF Jack Bottom	1	Brown/White Stripe	2465
Hose, 12'	Pump to Jack, Right Front Top	1	White Solid	2467
Hose, 28'	Pump to Jack, Left Rear Top	1	Orange Solid	2535
Hose, 30'	Pump to Jack, Left Rear Bottom	1	Orange Stripe	2527
Hose, 32'	Pump to Jack, Right Rear Top	1	Yellow Solid	2482

Options				

Revisions				

**MY2022 KOUNTRY STAR  
3412, 3426  
STANDARD ON ALL FLOOR PLANS LISTED**



**Notes:**


Jack assembly in list includes mount plate and hardware. To order a replacement jack assembly, use part number 7214.  
 On 7/26/16 kit number was changed to 8642A with 3149A controller.  
 For 2020 model year, jack brackets changed, pump changed from 7837 to 7837KS, & changed to EQ Smart Level.

Item, Length	Description / Location	Qty	Color	Equalizer Part No.
Kit	(Items listed below)	1		8642B
Pump	4-Function, Jacks	1		7837KS
Jack	12,000 lbs, 16" Stroke	4		7835A
Control Panel	Located to the left of the drivers seat	1		3149ASBT
Harness	Connects Pump & Control Panel	1		6180
Hose Kit	Complete Set of Hoses	1		7839
Hose, 10'	LR Jack Bottom to RR Jack Bottom	1	Orange/Yellow Stripe	2465
Hose, 10'	LF Jack Bottom to RF Jack Bottom	1	Brown/White Stripe	2465
Hose, 12'	Pump to Jack, Left Front Top	1	Brown Solid	2467
Hose, 12'	Pump to Jack, Right Front Top	1	White Solid	2467
Hose, 14'	Pump to Jack, Right Front Bottom	1	White Stripe	2469
Hose, 30'	Pump to Jack, Left Rear Top	1	Orange Solid	2527
Hose, 30'	Pump to Jack, Right Rear Top	1	Yellow Solid	2527
Hose, 32'	Pump to Jack, Right Rear Bottom	1	Yellow Stripe	2482

**Options**


**Revisions**


**MY2022 KOUNTRY STAR 3709, 3717  
STANDARD ON ALL FLOOR PLANS LISTED**



**Notes:**


Jack assembly in list includes mount plate and hardware. To order a replacement jack assembly, use part number 7214.  
 On 7/26/14 system number was changed from 8643 to 8643A for 3149A.  
 For 2020 model year, jack brackets changed, pump changed from 7837 to 7837KS, & changed to EQ Smart Level.

Item, Length	Description / Location	Qty	Color	Equalizer Part No.
Kit	(Items listed below)	1		8643B
Pump	4-Function, Jacks	1		7837KS
Jack	12,000 lbs, 16" Stroke	4		7835A
Control Panel	Located to the left of the drivers seat	1		3149ASBT
Harness	Connects Pump & Control Panel	1		6180
Hose Kit	Complete Set of Hoses	1		7838
Hose, 10'	LR Jack Bottom to RR Jack Bottom	1	Orange/Yellow Stripe	2465
Hose, 10'	LF Jack Bottom to RF Jack Bottom	1	Brown/White Stripe	2465
Hose, 12'	Pump to Jack, Left Front Top	1	Brown Solid	2467
Hose, 12'	Pump to Jack, Right Front Top	1	White Solid	2467
Hose, 14'	Pump to Jack, Right Front Bottom	1	White Stripe	2469
Hose, 34'	Pump to Jack, Left Rear Top	1	Orange Solid	2484
Hose, 34'	Pump to Jack, Right Rear Top	1	Yellow Solid	2484
Hose, 36'	Pump to Jack, Right Rear Bottom	1	Yellow Stripe	2486

**Options**


**Revisions**


**MY2022 KOUNTRY STAR 4002, 4011, 4037, 4045, 4067  
STANDARD ON ALL FLOOR PLANS LISTED**



**Notes:**

Jack assemblies in list include mount plate and hardware. To order a replacement jack assembly, use part number 7214 for the front jacks and 7134 for the rear jacks.

On 7/26/16 the system number changed from 8749 to 8749A for 3149A controller.

For 2020 model year, jack brackets changed, pump changed from 7837 to 7837KS, & changed to EQ Smart Level.


Item, Length	Description / Location	Qty	Color	Equalizer Part No.
Kit	(Items listed below)	1		8749B
Pump	4-Function, Jacks	1		7837KS
Jacks (Front)	12,000 lbs, 16" Stroke	2		7835A
Jacks (Rear)	17,500 lbs, 18" Stroke	2		7965A
Control Panel	Located to the left of the drivers seat	1		3149ASBT
Harness	Connects Pump & Control Panel	1		6180
Hose Kit	Complete Set of Hoses	1		7964
Hose, 10'	LR Jack Bottom to RR Jack Bottom	1	Orange/Yellow Stripe	2465
Hose, 10'	LF Jack Bottom to RF Jack Bottom	1	Brown/White Stripe	2465
Hose, 12'	Pump to Jack, Left Front Top	1	Brown Solid	2467
Hose, 12'	Pump to Jack, Right Front Top	1	White Solid	2467
Hose, 14'	Pump to Jack, Right Front Bottom	1	White Stripe	2469
Hose, 38'	Pump to Jack, Left Rear Top	1	Orange Solid	2488
Hose, 38'	Pump to Jack, Right Rear Top	1	Yellow Solid	2488
Hose, 38'	Pump to Jack, Right Rear Bottom	1	Yellow Stripe	2488

**Options**


**Revisions**




**MY2022 VENTANA 3407, 3412, 3426  
STANDARD ON ALL FLOOR PLANS LISTED  
FREIGHTLINER CHASSIS**



**Notes:**

Jack assemblies in list include mount plate and hardware. To order a replacement jack assembly, use part number 7214 for a front jack, and 7134 for a rear jack.

On 7/26/16 the system number changed from 8311 to 8311A for 3149A controller.


For 2020 model year, jack brackets changed, pump changed from 7837 to 7837KS, & changed to EQ Smart Level.

Item, Length	Description / Location	Qty	Color	Equalizer Part No.
Kit	(Items listed below)	1		8311B
Pump	4-Function, Jacks	1		7837KS
Jacks(Front)	12,000 lbs, 16" Stroke	2		7835A
Jacks(Rear)	17,500 lbs, 18" Stroke	2		7965A
Control Panel	Located to the left of the drivers seat	1		3149ASBT
Harness	Connects Pump, Controller, & Touch Pad	1		6180
Hose Kit	Complete Set of Hoses	1		7839
Hose, 10'	LR Jack Bottom to RR Jack Bottom	1	Orange/Yellow Stripe	2465
Hose, 10'	LF Jack Bottom to RF Jack Bottom	1	Brown/White Stripe	2465
Hose, 12'	Pump to Jack, Left Front Top	1	Brown Solid	2467
Hose, 12'	Pump to Jack, Right Front Top	1	White Solid	2467
Hose, 14'	Pump to Jack, Right Front Bottom	1	White Stripe	2469
Hose, 30'	Pump to Jack, Left Rear Top	1	Orange Solid	2527
Hose, 30'	Pump to Jack, Right Rear Top	1	Yellow Solid	2527
Hose, 32'	Pump to Jack, Right Rear Bottom	1	Yellow Stripe	2482

**Options**


**Revisions**


**MY2022 VENTANA 3407, 3412, 3426  
STANDARD ON ALL FLOOR PLANS LISTED  
SPARTAN CHASSIS**



**Notes:**


Front jack assemblies in list include mount plate and hardware. To order a replacement jack assembly, use part number 7214.  
System number changed to 8844A on 3-8-21. Rear jack assemblies now include brackets. To order replacement rear jack use part number 7134.

Item, Length	Description / Location	Qty	Color	Equalizer Part No.
Kit	(Items listed below)	1		8844A
Pump	4-Function, Jacks	1		7837KS
Jacks(Front)	12,000 lbs, 16" Stroke	2		70119
Jacks(Rear)	17,500 lbs, 18" Stroke	2		7965A
Control Panel	Located to the left of the drivers seat	1		3149ASBT
Harness	Connects Pump, Controller, & Touch Pad	1		6180
Hose Kit	Complete Set of Hoses	1		7839
Hose, 10'	LR Jack Bottom to RR Jack Bottom	1	Orange/Yellow Stripe	2465
Hose, 10'	LF Jack Bottom to RF Jack Bottom	1	Brown/White Stripe	2465
Hose, 12'	Pump to Jack, Left Front Top	1	Brown Solid	2467
Hose, 12'	Pump to Jack, Right Front Top	1	White Solid	2467
Hose, 14'	Pump to Jack, Right Front Bottom	1	White Stripe	2469
Hose, 30'	Pump to Jack, Left Rear Top	1	Orange Solid	2527
Hose, 30'	Pump to Jack, Right Rear Top	1	Yellow Solid	2527
Hose, 32'	Pump to Jack, Right Rear Bottom	1	Yellow Stripe	2482

**Options**


**Revisions**


**MY2022 VENTANA 3709, 3717, 4002, 4037  
STANDARD ON ALL FLOOR PLANS LISTED  
FREIGHTLINER CHASSIS**



**Notes:**

Jack assemblies in list include mount plate and hardware. To order a replacement jack assembly, use part number 7214 for the front jacks, and 7134 for the rear jacks.

On 7/26/16 the system number changed from 8282 to 8282A for 3149A controller.


For 2020 model year, jack brackets changed, pump changed from 7837 to 7837KS, & changed to EQ Smart Level.

Item, Length	Description / Location	Qty	Color	Equalizer Part No.
Kit	(Items listed below)	1		8282B
Pump	4-Function, Jacks	1		7837KS
Jacks(Front)	12,000 lbs, 16" Stroke	2		7835A
Jacks(Rear)	17,500 lbs, 18" Stroke	2		7965A
Control Panel	Located to the left of the drivers seat	1		3149ASBT
Harness	Connects Pump, Controller, & Touch Pad	1		6180
Hose Kit	Complete Set of Hoses	1		7838
Hose, 10'	LR Jack Bottom to RR Jack Bottom	1	Orange/Yellow Stripe	2465
Hose, 10'	LF Jack Bottom to RF Jack Bottom	1	Brown/White Stripe	2465
Hose, 12'	Pump to Jack, Left Front Top	1	Brown Solid	2467
Hose, 12'	Pump to Jack, Right Front Top	1	White Solid	2467
Hose, 14'	Pump to Jack, Right Front Bottom	1	White Stripe	2469
Hose, 34'	Pump to Jack, Left Rear Top	1	Orange Solid	2484
Hose, 34'	Pump to Jack, Right Rear Top	1	Yellow Solid	2484
Hose, 36'	Pump to Jack, Right Rear Bottom	1	Yellow Stripe	2486

**Options**


**Revisions**


**MY2022 VENTANA 3709, 3717  
STANDARD ON ALL FLOOR PLANS LISTED  
SPARTAN CHASSIS**




**Notes:**  
 Front jack assemblies in list include mount plate and hardware. To order a replacement jack assembly, use part number 7214.  
 System number originally incorrect, changed to 8245A as correct number.  
 For 2020 model year pump changed from 7837 to 7837KS & changed to EQ Smart Level.  
 System number changed to 8979 on 3-8-21. Rear jack assemblies now include brackets. To order replacement rear jack use part number 7134.

Item, Length	Description / Location	Qty	Color	Equalizer Part No.
Kit	(Items listed below)	1		8979
Pump	4-Function, Jacks	1		7837KS
Jacks(Front)	12,000 lbs, 16" Stroke	2		70119
Jacks(Rear)	17,500 lbs, 18" Stroke	2		7965A
Control Panel	Located to the left of the drivers seat	1		3149ASBT
Harness	Connects Pump & Control Panel	1		6180
Hose Kit	Complete Set of Hoses	1		7838
Hose, 10'	LR Jack Bottom to RR Jack Bottom	1	Orange/Yellow Stripe	2465
Hose, 10'	LF Jack Bottom to RF Jack Bottom	1	Brown/White Stripe	2465
Hose, 12'	Pump to Jack, Left Front Top	1	Brown Solid	2467
Hose, 12'	Pump to Jack, Right Front Top	1	White Solid	2467
Hose, 14'	Pump to Jack, Right Front Bottom	1	White Stripe	2469
Hose, 34'	Pump to Jack, Left Rear Top	1	Orange Solid	2484
Hose, 34'	Pump to Jack, Right Rear Top	1	Yellow Solid	2484
Hose, 36'	Pump to Jack, Right Rear Bottom	1	Yellow Stripe	2486

Options				

Revisions				

**MY2022 VENTANA 4002, 4037  
STANDARD ON ALL FLOOR PLANS LISTED  
SPARTAN CHASSIS**




**Notes:**  
 Front jack assemblies in list include mount plate and hardware. To order a replacement jack assembly, use part number 7214.  
 System number originally incorrect, changed to 8245A as correct number.  
 For 2020 model year pump changed from 7837 to 7837KS & changed to EQ Smart Level.

Item, Length	Description / Location	Qty	Color	Equalizer Part No.
Kit	(Items listed below)	1		8245B
Pump	4-Function, Jacks	1		7837KS
Jacks(Front)	12,000 lbs, 16" Stroke	2		70119
Jacks(Rear)	17,500 lbs, 18" Stroke	2		7134
Control Panel	Located to the left of the drivers seat	1		3149ASBT
Harness	Connects Pump & Control Panel	1		6180
Hose Kit	Complete Set of Hoses	1		7838
Hose, 10'	LR Jack Bottom to RR Jack Bottom	1	Orange/Yellow Stripe	2465
Hose, 10'	LF Jack Bottom to RF Jack Bottom	1	Brown/White Stripe	2465
Hose, 12'	Pump to Jack, Left Front Top	1	Brown Solid	2467
Hose, 12'	Pump to Jack, Right Front Top	1	White Solid	2467
Hose, 14'	Pump to Jack, Right Front Bottom	1	White Stripe	2469
Hose, 34'	Pump to Jack, Left Rear Top	1	Orange Solid	2484
Hose, 34'	Pump to Jack, Right Rear Top	1	Yellow Solid	2484
Hose, 36'	Pump to Jack, Right Rear Bottom	1	Yellow Stripe	2486

Options				

Revisions				

**MY2022 VENTANA 4310, 4326, 4334, 4369  
STANDARD ON ALL FLOOR PLANS LISTED  
FREIGHTLINER CHASSIS**



**Notes:**


Jack assemblies in list include mount plate and hardware. To order a replacement jack assembly, use part number 7214 for the front jacks and 7134 for the rear jacks.

On 7/26/16 the system number changed from 8749 to 8749A for 3149A controller.

For 2020 model year, jack brackets changed, pump changed from 7837 to 7837KS, & changed to EQ Smart Level.

Item, Length	Description / Location	Qty	Color	Equalizer Part No.
Kit	(Items listed below)	1		8749B
Pump	4-Function, Jacks	1		7837KS
Jacks (Front)	12,000 lbs, 16" Stroke	2		7835A
Jacks (Rear)	17,500 lbs, 18" Stroke	2		7965A
Control Panel	Located to the left of the drivers seat	1		3149ASBT
Harness	Connects Pump, Controller, & Touch Pad	1		6180
Hose Kit	Complete Set of Hoses	1		7964
Hose, 10'	LR Jack Bottom to RR Jack Bottom	1	Orange/Yellow Stripe	2465
Hose, 10'	LF Jack Bottom to RF Jack Bottom	1	Brown/White Stripe	2465
Hose, 12'	Pump to Jack, Left Front Top	1	Brown Solid	2467
Hose, 12'	Pump to Jack, Right Front Top	1	White Solid	2467
Hose, 14'	Pump to Jack, Right Front Bottom	1	White Stripe	2469
Hose, 38'	Pump to Jack, Left Rear Top	1	Orange Solid	2488
Hose, 38'	Pump to Jack, Right Rear Top	1	Yellow Solid	2488
Hose, 38'	Pump to Jack, Right Rear Bottom	1	Yellow Stripe	2488
<b>Options</b>				
<b>Revisions</b>				

**MY2022 VENTANA 4310, 4326, 4334, 4369  
STANDARD ON ALL FLOOR PLANS LISTED  
SPARTAN CHASSIS**




**Notes:**  
 Front jack assemblies in list include mount plate and hardware. To order a replacement jack assembly, use part number 7214.  
 System number originally incorrect, changed to 8244A as correct number.  
 For 2020 model year pump changed from 7837 to 7837KS & changed to EQ Smart Level.

Item, Length	Description / Location	Qty	Color	Equalizer Part No.
Kit	(Items listed below)	1		8244B
Pump	4-Function, Jacks	1		7837KS
Jacks (Front)	12,000 lbs, 16" Stroke	2		70119
Jacks (Rear)	17,500 lbs, 18" Stroke	2		7134
Control Panel	Located to the left of the drivers seat	1		3149ASBT
Harness	Connects Pump, Controller, & Touch Pad	1		6180
Hose Kit	Complete Set of Hoses	1		7964
Hose, 10'	LR Jack Bottom to RR Jack Bottom	1	Orange/Yellow Stripe	2465
Hose, 10'	LF Jack Bottom to RF Jack Bottom	1	Brown/White Stripe	2465
Hose, 12'	Pump to Jack, Left Front Top	1	Brown Solid	2467
Hose, 12'	Pump to Jack, Right Front Top	1	White Solid	2467
Hose, 14'	Pump to Jack, Right Front Bottom	1	White Stripe	2469
Hose, 38'	Pump to Jack, Left Rear Top	1	Orange Solid	2488
Hose, 38'	Pump to Jack, Right Rear Top	1	Yellow Solid	2488
Hose, 38'	Pump to Jack, Right Rear Bottom	1	Yellow Stripe	2488

Options				

Revisions				

**MY2023 BAY STAR SPORT STANDARD ON: 2720, 2813, 2920, 3014, 3022, 3225, 3315, 3316  
 MY2023 BAY STAR STANDARD ON: 3014, 3020, 3124, 3225, 3401, 3408, 3609, 3616, 3626, 3629, 3811**



**Notes:**  
 For model year 2014, Equalizer will begin sending jacks to Newmar already assembled on the brackets.  
 To order a replacement jack assembly use 7636  
 In October of 2014 the system number changed from 8582B to 8582C  
 on 7/26/16 system number was changed from 8582C to 8582D for 3149A controller  
 On 11/30/16 hose Pump to Jack, Left Rear Top was changed from 30' to 32'  
 On 10/2/18 changed system from 8582D to 8285E - Pump changed from 7770 to 7770KS.  
 For model year 2020, longer jack brackets were included and system covered to EQ Smart Level

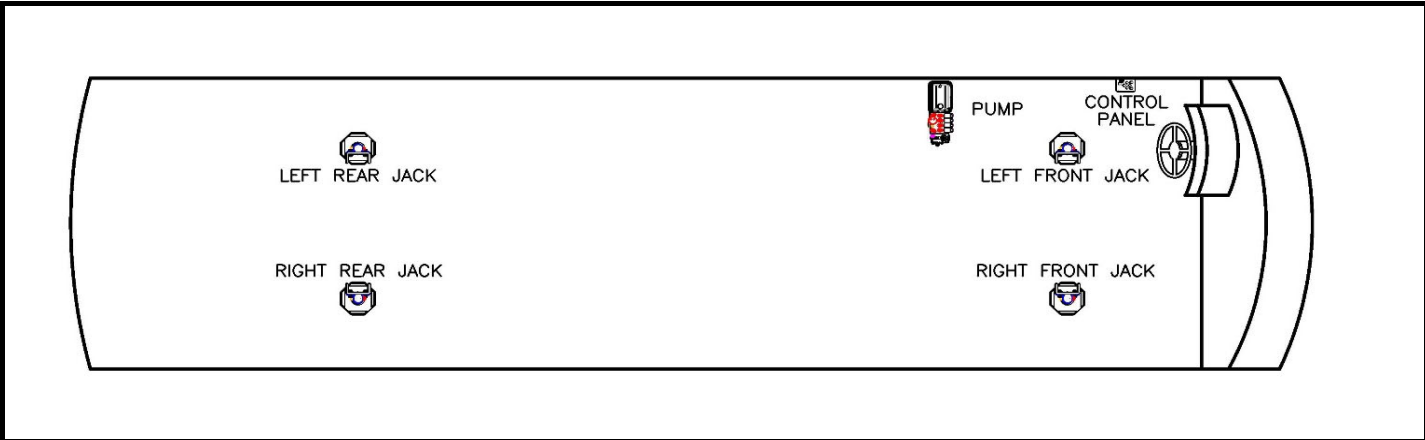
Item, Length	Description / Location	Qty	Color	Equalizer Part No.
Kit	(Items listed below)	1		8582F
Pump	4-Function, Jacks	1		7770KS
Jack	7,500 lbs, 15" Stroke/Front Jacks	2		7850A
Jack	7,500 lbs, 15" Stroke/Rear Jacks	2		7851A
Control Panel	Located to the left of the drivers seat	1		3149ASBT
Harness	Connects Pump & Control Panel	1		6179
Hose Kit	Complete Set of Hoses	1		7762
Hose, 6'	Pump to Jack, Left Front Top	1	Brown Solid	2461
Hose, 8'	Pump to Jack, Left Front Bottom	1	Brown Stripe	2463
Hose, 8'	Pump to Jack, Right Front Top	1	White Solid	2463
Hose, 8'	LR Jack Bottom to RR Jack Bottom	1	Orange/Yellow Stripe	2463
Hose, 10'	LF Jack Bottom to RF Jack Bottom	1	Brown/White Stripe	2465
Hose, 34'	Pump to Jack, Left Rear Top	1	Orange Solid	2484
Hose, 32'	Pump to Jack, Right Rear Top	1	Yellow Solid	2482
Hose, 34'	Pump to Jack, Right Rear Bottom	1	Yellow Stripe	2484

Options				

Revisions				



**MY2023 CANYON STAR 3737, 3947, 3957  
STANDARD ON ALL FLOOR PLANS LISTED**



**Notes:**  
 For model year 2021 chassis was changed from gas to front engine diesel. Jacks, harness, hoses, and pump changed.  
 On 2/24/20 harness changed from 6180 to 6235  
 On 7/31/20 orange and yellow hoses increased length by 2'.

Item, Length	Description / Location	Qty	Color	Equalizer Part No.
Kit	(Items listed below)	1		8846
Pump	4-Function, Jacks	1		7948KS
Jack	12,000 lbs, 16" Stroke/Front Jacks	2		70266
Jack	12,000 lbs, 16" Stroke/Rear Jacks	2		7852A
Control Panel	Located to the left of the drivers seat	1		3149ASBT
Harness	Connects Pump & Control Panel	1		6325
Hose Kit	Complete Set of Hoses	1		70264
Hose, 6'	Pump to Jack, Left Front Top	1	Brown Solid	2461
Hose, 8'	Pump to Jack, Left Front Bottom	1	Brown Stripe	2463
Hose, 8'	LR Jack Bottom to RR Jack Bottom	1	Orange/Yellow Stripe	2463
Hose, 10'	LF Jack Bottom to RF Jack Bottom	1	Brown/White Stripe	2465
Hose, 12'	Pump to Jack, Right Front Top	1	White Solid	2467
Hose, 28'	Pump to Jack, Left Rear Top	1	Orange Solid	2535
Hose, 30'	Pump to Jack, Left Rear Bottom	1	Orange Stripe	2527
Hose, 32'	Pump to Jack, Right Rear Top	1	Yellow Solid	2482

Options				


Revisions				







**MY2023 VENTANA 3407, 3412  
STANDARD ON ALL FLOOR PLANS LISTED  
FREIGHTLINER CHASSIS**



**Notes:**

Jack assemblies in list include mount plate and hardware. To order a replacement jack assembly, use part number 7214 for a front jack, and 7134 for a rear jack.

On 7/26/16 the system number changed from 8311 to 8311A for 3149A controller.


For 2020 model year, jack brackets changed, pump changed from 7837 to 7837KS, & changed to EQ Smart Level.

Item, Length	Description / Location	Qty	Color	Equalizer Part No.
Kit	(Items listed below)	1		8311B
Pump	4-Function, Jacks	1		7837KS
Jacks(Front)	12,000 lbs, 16" Stroke	2		7835A
Jacks(Rear)	17,500 lbs, 18" Stroke	2		7965A
Control Panel	Located to the left of the drivers seat	1		3149ASBT
Harness	Connects Pump, Controller, & Touch Pad	1		6180
Hose Kit	Complete Set of Hoses	1		7839
Hose, 10'	LR Jack Bottom to RR Jack Bottom	1	Orange/Yellow Stripe	2465
Hose, 10'	LF Jack Bottom to RF Jack Bottom	1	Brown/White Stripe	2465
Hose, 12'	Pump to Jack, Left Front Top	1	Brown Solid	2467
Hose, 12'	Pump to Jack, Right Front Top	1	White Solid	2467
Hose, 14'	Pump to Jack, Right Front Bottom	1	White Stripe	2469
Hose, 30'	Pump to Jack, Left Rear Top	1	Orange Solid	2527
Hose, 30'	Pump to Jack, Right Rear Top	1	Yellow Solid	2527
Hose, 32'	Pump to Jack, Right Rear Bottom	1	Yellow Stripe	2482

**Options**


**Revisions**


**MY2023 VENTANA 3407, 3412  
STANDARD ON ALL FLOOR PLANS LISTED  
SPARTAN CHASSIS**



**Notes:**  
 Front jack assemblies in list include mount plate and hardware. To order a replacement jack assembly, use part number 7214.  
 System number changed to 8844A on 3-8-21. Rear jack assemblies now include brackets. To order replacement rear jack use part number 7134.

Item, Length	Description / Location	Qty	Color	Equalizer Part No.
Kit	(Items listed below)	1		8844A
Pump	4-Function, Jacks	1		7837KS
Jacks(Front)	12,000 lbs, 16" Stroke	2		70119
Jacks(Rear)	17,500 lbs, 18" Stroke	2		7965A
Control Panel	Located to the left of the drivers seat	1		3149ASBT
Harness	Connects Pump, Controller, & Touch Pad	1		6180
Hose Kit	Complete Set of Hoses	1		7839
Hose, 10'	LR Jack Bottom to RR Jack Bottom	1	Orange/Yellow Stripe	2465
Hose, 10'	LF Jack Bottom to RF Jack Bottom	1	Brown/White Stripe	2465
Hose, 12'	Pump to Jack, Left Front Top	1	Brown Solid	2467
Hose, 12'	Pump to Jack, Right Front Top	1	White Solid	2467
Hose, 14'	Pump to Jack, Right Front Bottom	1	White Stripe	2469
Hose, 30'	Pump to Jack, Left Rear Top	1	Orange Solid	2527
Hose, 30'	Pump to Jack, Right Rear Top	1	Yellow Solid	2527
Hose, 32'	Pump to Jack, Right Rear Bottom	1	Yellow Stripe	2482

Options				


Revisions				







**MY2023 VENTANA 4037, 4068  
STANDARD ON ALL FLOOR PLANS LISTED  
SPARTAN CHASSIS**




**Notes:**  
 Front jack assemblies in list include mount plate and hardware. To order a replacement jack assembly, use part number 7214.  
 System number originally incorrect, changed to 8245A as correct number.  
 For 2020 model year pump changed from 7837 to 7837KS & changed to EQ Smart Level.

Item, Length	Description / Location	Qty	Color	Equalizer Part No.
Kit	(Items listed below)	1		8245B
Pump	4-Function, Jacks	1		7837KS
Jacks(Front)	12,000 lbs, 16" Stroke	2		70119
Jacks(Rear)	17,500 lbs, 18" Stroke	2		7134
Control Panel	Located to the left of the drivers seat	1		3149ASBT
Harness	Connects Pump & Control Panel	1		6180
Hose Kit	Complete Set of Hoses	1		7838
Hose, 10'	LR Jack Bottom to RR Jack Bottom	1	Orange/Yellow Stripe	2465
Hose, 10'	LF Jack Bottom to RF Jack Bottom	1	Brown/White Stripe	2465
Hose, 12'	Pump to Jack, Left Front Top	1	Brown Solid	2467
Hose, 12'	Pump to Jack, Right Front Top	1	White Solid	2467
Hose, 14'	Pump to Jack, Right Front Bottom	1	White Stripe	2469
Hose, 34'	Pump to Jack, Left Rear Top	1	Orange Solid	2484
Hose, 34'	Pump to Jack, Right Rear Top	1	Yellow Solid	2484
Hose, 36'	Pump to Jack, Right Rear Bottom	1	Yellow Stripe	2486

Options				

Revisions				

**MY2023 VENTANA 4310, 4326, 4328, 4334, 4369  
STANDARD ON ALL FLOOR PLANS LISTED  
FREIGHTLINER CHASSIS**



**Notes:**

Jack assemblies in list include mount plate and hardware. To order a replacement jack assembly, use part number 7214 for the front jacks and 7134 for the rear jacks.

On 7/26/16 the system number changed from 8749 to 8749A for 3149A controller.


For 2020 model year, jack brackets changed, pump changed from 7837 to 7837KS, & changed to EQ Smart Level.

Item, Length	Description / Location	Qty	Color	Equalizer Part No.
Kit	(Items listed below)	1		8749B
Pump	4-Function, Jacks	1		7837KS
Jacks (Front)	12,000 lbs, 16" Stroke	2		7835A
Jacks (Rear)	17,500 lbs, 18" Stroke	2		7965A
Control Panel	Located to the left of the drivers seat	1		3149ASBT
Harness	Connects Pump, Controller, & Touch Pad	1		6180
Hose Kit	Complete Set of Hoses	1		7964
Hose, 10'	LR Jack Bottom to RR Jack Bottom	1	Orange/Yellow Stripe	2465
Hose, 10'	LF Jack Bottom to RF Jack Bottom	1	Brown/White Stripe	2465
Hose, 12'	Pump to Jack, Left Front Top	1	Brown Solid	2467
Hose, 12'	Pump to Jack, Right Front Top	1	White Solid	2467
Hose, 14'	Pump to Jack, Right Front Bottom	1	White Stripe	2469
Hose, 38'	Pump to Jack, Left Rear Top	1	Orange Solid	2488
Hose, 38'	Pump to Jack, Right Rear Top	1	Yellow Solid	2488
Hose, 38'	Pump to Jack, Right Rear Bottom	1	Yellow Stripe	2488

**Options**


**Revisions**


**MY2023 VENTANA 4310, 4326, 4328 4334, 4369  
STANDARD ON ALL FLOOR PLANS LISTED  
SPARTAN CHASSIS**




**Notes:**  
 Front jack assemblies in list include mount plate and hardware. To order a replacement jack assembly, use part number 7214.  
 System number originally incorrect, changed to 8244A as correct number.  
 For 2020 model year pump changed from 7837 to 7837KS & changed to EQ Smart Level.

Item, Length	Description / Location	Qty	Color	Equalizer Part No.
Kit	(Items listed below)	1		8244B
Pump	4-Function, Jacks	1		7837KS
Jacks (Front)	12,000 lbs, 16" Stroke	2		70119
Jacks (Rear)	17,500 lbs, 18" Stroke	2		7134
Control Panel	Located to the left of the drivers seat	1		3149ASBT
Harness	Connects Pump, Controller, & Touch Pad	1		6180
Hose Kit	Complete Set of Hoses	1		7964
Hose, 10'	LR Jack Bottom to RR Jack Bottom	1	Orange/Yellow Stripe	2465
Hose, 10'	LF Jack Bottom to RF Jack Bottom	1	Brown/White Stripe	2465
Hose, 12'	Pump to Jack, Left Front Top	1	Brown Solid	2467
Hose, 12'	Pump to Jack, Right Front Top	1	White Solid	2467
Hose, 14'	Pump to Jack, Right Front Bottom	1	White Stripe	2469
Hose, 38'	Pump to Jack, Left Rear Top	1	Orange Solid	2488
Hose, 38'	Pump to Jack, Right Rear Top	1	Yellow Solid	2488
Hose, 38'	Pump to Jack, Right Rear Bottom	1	Yellow Stripe	2488

Options				

Revisions				

**MY2024 BAY STAR SPORT STANDARD ON: 2720, 2813, 2920, 3014, 3022, 3225, 3315, 3316  
 MY2024 BAY STAR STANDARD ON: 3014, 3020, 3124, 3225, 3401, 3408, 3609, 3616, 3626, 3629, 3811**



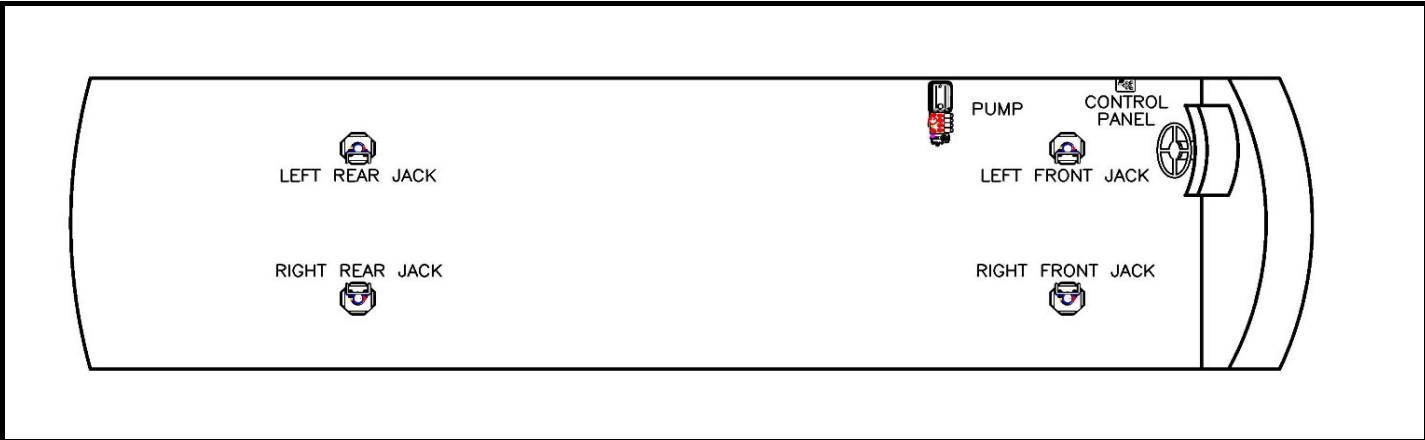
**Notes:**  
 For model year 2014, Equalizer will begin sending jacks to Newmar already assembled on the brackets.  
 To order a replacement jack assembly use 7636  
 In October of 2014 the system number changed from 8582B to 8582C  
 on 7/26/16 system number was changed from 8582C to 8582D for 3149A controller  
 On 11/30/16 hose Pump to Jack, Left Rear Top was changed from 30' to 32'  
 On 10/2/18 changed system from 8582D to 8285E - Pump changed from 7770 to 7770KS.  
 For model year 2020, longer jack brackets were included and system covered to EQ Smart Level

Item, Length	Description / Location	Qty	Color	Equalizer Part No.
Kit	(Items listed below)	1		8582F
Pump	4-Function, Jacks	1		7770KS
Jack	7,500 lbs, 15" Stroke/Front Jacks	2		7850A
Jack	7,500 lbs, 15" Stroke/Rear Jacks	2		7851A
Control Panel	Located to the left of the drivers seat	1		3149ASBT
Harness	Connects Pump & Control Panel	1		6179
Hose Kit	Complete Set of Hoses	1		7762
Hose, 6'	Pump to Jack, Left Front Top	1	Brown Solid	2461
Hose, 8'	Pump to Jack, Left Front Bottom	1	Brown Stripe	2463
Hose, 8'	Pump to Jack, Right Front Top	1	White Solid	2463
Hose, 8'	LR Jack Bottom to RR Jack Bottom	1	Orange/Yellow Stripe	2463
Hose, 10'	LF Jack Bottom to RF Jack Bottom	1	Brown/White Stripe	2465
Hose, 34'	Pump to Jack, Left Rear Top	1	Orange Solid	2484
Hose, 32'	Pump to Jack, Right Rear Top	1	Yellow Solid	2482
Hose, 34'	Pump to Jack, Right Rear Bottom	1	Yellow Stripe	2484

Options				

Revisions				

**MY2024 CANYON STAR 3737, 3947, 3957  
STANDARD ON ALL FLOOR PLANS LISTED**



**Notes:**


For model year 2021 chassis was changed from gas to front engine diesel. Jacks, harness, hoses, and pump changed.  
 On 2/24/20 harness changed from 6180 to 6235  
 On 7/31/20 orange and yellow hoses increased length by 2'.

Item, Length	Description / Location	Qty	Color	Equalizer Part No.
Kit	(Items listed below)	1		8846
Pump	4-Function, Jacks	1		7948KS
Jack	12,000 lbs, 16" Stroke/Front Jacks	2		70266
Jack	12,000 lbs, 16" Stroke/Rear Jacks	2		7852A
Control Panel	Located to the left of the drivers seat	1		3149ASBT
Harness	Connects Pump & Control Panel	1		6325
Hose Kit	Complete Set of Hoses	1		70264
Hose, 6'	Pump to Jack, Left Front Top	1	Brown Solid	2461
Hose, 8'	Pump to Jack, Left Front Bottom	1	Brown Stripe	2463
Hose, 8'	LR Jack Bottom to RR Jack Bottom	1	Orange/Yellow Stripe	2463
Hose, 10'	LF Jack Bottom to RF Jack Bottom	1	Brown/White Stripe	2465
Hose, 12'	Pump to Jack, Right Front Top	1	White Solid	2467
Hose, 28'	Pump to Jack, Left Rear Top	1	Orange Solid	2535
Hose, 30'	Pump to Jack, Left Rear Bottom	1	Orange Stripe	2527
Hose, 32'	Pump to Jack, Right Rear Top	1	Yellow Solid	2482

**Options**


**Revisions**


**MY2024 KOUNTRY STAR  
3412, 3426  
STANDARD ON ALL FLOOR PLANS LISTED**




**Notes:**

Jack assembly in list includes mount plate and hardware. To order a replacement jack assembly, use part number 7214.  
 On 7/26/16 kit number was changed to 8642A with 3149A controller.  
 For 2020 model year, jack brackets changed, pump changed from 7837 to 7837KS, & changed to EQ Smart Level.

Item, Length	Description / Location	Qty	Color	Equalizer Part No.
Kit	(Items listed below)	1		8642B
Pump	4-Function, Jacks	1		7837KS
Jack	12,000 lbs, 16" Stroke	4		7835A
Control Panel	Located to the left of the drivers seat	1		3149ASBT
Harness	Connects Pump & Control Panel	1		6180
Hose Kit	Complete Set of Hoses	1		7839
Hose, 10'	LR Jack Bottom to RR Jack Bottom	1	Orange/Yellow Stripe	2465
Hose, 10'	LF Jack Bottom to RF Jack Bottom	1	Brown/White Stripe	2465
Hose, 12'	Pump to Jack, Left Front Top	1	Brown Solid	2467
Hose, 12'	Pump to Jack, Right Front Top	1	White Solid	2467
Hose, 14'	Pump to Jack, Right Front Bottom	1	White Stripe	2469
Hose, 30'	Pump to Jack, Left Rear Top	1	Orange Solid	2527
Hose, 30'	Pump to Jack, Right Rear Top	1	Yellow Solid	2527
Hose, 32'	Pump to Jack, Right Rear Bottom	1	Yellow Stripe	2482
<b>Options</b>				
<b>Revisions</b>				



**MY2024 KOUNTRY STAR 4011, 4037, 4068, 4070  
STANDARD ON ALL FLOOR PLANS LISTED**



**Notes:**

Jack assemblies in list include mount plate and hardware. To order a replacement jack assembly, use part number 7214 for the front jacks and 7134 for the rear jacks.


On 7/26/16 the system number changed from 8749 to 8749A for 3149A controller.

For 2020 model year, jack brackets changed, pump changed from 7837 to 7837KS, & changed to EQ Smart Level.

Item, Length	Description / Location	Qty	Color	Equalizer Part No.
Kit	(Items listed below)	1		8749B
Pump	4-Function, Jacks	1		7837KS
Jacks (Front)	12,000 lbs, 16" Stroke	2		7835A
Jacks (Rear)	17,500 lbs, 18" Stroke	2		7965A
Control Panel	Located to the left of the drivers seat	1		3149ASBT
Harness	Connects Pump & Control Panel	1		6180
Hose Kit	Complete Set of Hoses	1		7964
Hose, 10'	LR Jack Bottom to RR Jack Bottom	1	Orange/Yellow Stripe	2465
Hose, 10'	LF Jack Bottom to RF Jack Bottom	1	Brown/White Stripe	2465
Hose, 12'	Pump to Jack, Left Front Top	1	Brown Solid	2467
Hose, 12'	Pump to Jack, Right Front Top	1	White Solid	2467
Hose, 14'	Pump to Jack, Right Front Bottom	1	White Stripe	2469
Hose, 38'	Pump to Jack, Left Rear Top	1	Orange Solid	2488
Hose, 38'	Pump to Jack, Right Rear Top	1	Yellow Solid	2488
Hose, 38'	Pump to Jack, Right Rear Bottom	1	Yellow Stripe	2488
<b>Options</b>				
<b>Revisions</b>				



**MY2024 VENTANA 3407, 3412  
STANDARD ON ALL FLOOR PLANS LISTED  
FREIGHTLINER CHASSIS**




**Notes:**  
Jack assemblies in list include mount plate and hardware. To order a replacement jack assembly, use part number 7214 for a front jack, and 7134 for a rear jack.

On 7/26/16 the system number changed from 8311 to 8311A for 3149A controller.

For 2020 model year, jack brackets changed, pump changed from 7837 to 7837KS, & changed to EQ Smart Level.

Item, Length	Description / Location	Qty	Color	Equalizer Part No.
Kit	(Items listed below)	1		8311B
Pump	4-Function, Jacks	1		7837KS
Jacks(Front)	12,000 lbs, 16" Stroke	2		7835A
Jacks(Rear)	17,500 lbs, 18" Stroke	2		7965A
Control Panel	Located to the left of the drivers seat	1		3149ASBT
Harness	Connects Pump, Controller, & Touch Pad	1		6180
Hose Kit	Complete Set of Hoses	1		7839
Hose, 10'	LR Jack Bottom to RR Jack Bottom	1	Orange/Yellow Stripe	2465
Hose, 10'	LF Jack Bottom to RF Jack Bottom	1	Brown/White Stripe	2465
Hose, 12'	Pump to Jack, Left Front Top	1	Brown Solid	2467
Hose, 12'	Pump to Jack, Right Front Top	1	White Solid	2467
Hose, 14'	Pump to Jack, Right Front Bottom	1	White Stripe	2469
Hose, 30'	Pump to Jack, Left Rear Top	1	Orange Solid	2527
Hose, 30'	Pump to Jack, Right Rear Top	1	Yellow Solid	2527
Hose, 32'	Pump to Jack, Right Rear Bottom	1	Yellow Stripe	2482
<b>Options</b>				
<b>Revisions</b>				

**MY2024 VENTANA 3407, 3412  
STANDARD ON ALL FLOOR PLANS LISTED  
SPARTAN CHASSIS**




**Notes:**  
 Front jack assemblies in list include mount plate and hardware. To order a replacement jack assembly, use part number 7214.  
 System number changed to 8844A on 3-8-21. Rear jack assemblies now include brackets. To order replacement rear jack use part number 7134.

Item, Length	Description / Location	Qty	Color	Equalizer Part No.
Kit	(Items listed below)	1		8844A
Pump	4-Function, Jacks	1		7837KS
Jacks(Front)	12,000 lbs, 16" Stroke	2		70119
Jacks(Rear)	17,500 lbs, 18" Stroke	2		7965A
Control Panel	Located to the left of the drivers seat	1		3149ASBT
Harness	Connects Pump, Controller, & Touch Pad	1		6180
Hose Kit	Complete Set of Hoses	1		7839
Hose, 10'	LR Jack Bottom to RR Jack Bottom	1	Orange/Yellow Stripe	2465
Hose, 10'	LF Jack Bottom to RF Jack Bottom	1	Brown/White Stripe	2465
Hose, 12'	Pump to Jack, Left Front Top	1	Brown Solid	2467
Hose, 12'	Pump to Jack, Right Front Top	1	White Solid	2467
Hose, 14'	Pump to Jack, Right Front Bottom	1	White Stripe	2469
Hose, 30'	Pump to Jack, Left Rear Top	1	Orange Solid	2527
Hose, 30'	Pump to Jack, Right Rear Top	1	Yellow Solid	2527
Hose, 32'	Pump to Jack, Right Rear Bottom	1	Yellow Stripe	2482

Options				

Revisions				

**MY2024 VENTANA 3709, 3717, 4037, 4068  
STANDARD ON ALL FLOOR PLANS LISTED  
FREIGHTLINER CHASSIS**



**Notes:**  
 Jack assemblies in list include mount plate and hardware. To order a replacement jack assembly, use part number 7214 for the front jacks, and 7134 for the rear jacks.  
 On 7/26/16 the system number changed from 8282 to 8282A for 3149A controller.  
 For 2020 model year, jack brackets changed, pump changed from 7837 to 7837KS, & changed to EQ Smart Level.


Item, Length	Description / Location	Qty	Color	Equalizer Part No.
Kit	(Items listed below)	1		8282B
Pump	4-Function, Jacks	1		7837KS
Jacks(Front)	12,000 lbs, 16" Stroke	2		7835A
Jacks(Rear)	17,500 lbs, 18" Stroke	2		7965A
Control Panel	Located to the left of the drivers seat	1		3149ASBT
Harness	Connects Pump, Controller, & Touch Pad	1		6180
Hose Kit	Complete Set of Hoses	1		7838
Hose, 10'	LR Jack Bottom to RR Jack Bottom	1	Orange/Yellow Stripe	2465
Hose, 10'	LF Jack Bottom to RF Jack Bottom	1	Brown/White Stripe	2465
Hose, 12'	Pump to Jack, Left Front Top	1	Brown Solid	2467
Hose, 12'	Pump to Jack, Right Front Top	1	White Solid	2467
Hose, 14'	Pump to Jack, Right Front Bottom	1	White Stripe	2469
Hose, 34'	Pump to Jack, Left Rear Top	1	Orange Solid	2484
Hose, 34'	Pump to Jack, Right Rear Top	1	Yellow Solid	2484
Hose, 36'	Pump to Jack, Right Rear Bottom	1	Yellow Stripe	2486

Options				

Revisions				



**MY2024 VENTANA 4037, 4068  
STANDARD ON ALL FLOOR PLANS LISTED  
SPARTAN CHASSIS**




**Notes:**  
 Front jack assemblies in list include mount plate and hardware. To order a replacement jack assembly, use part number 7214.  
 System number originally incorrect, changed to 8245A as correct number.  
 For 2020 model year pump changed from 7837 to 7837KS & changed to EQ Smart Level.

Item, Length	Description / Location	Qty	Color	Equalizer Part No.
Kit	(Items listed below)	1		8245B
Pump	4-Function, Jacks	1		7837KS
Jacks(Front)	12,000 lbs, 16" Stroke	2		70119
Jacks(Rear)	17,500 lbs, 18" Stroke	2		7134NEW
Control Panel	Located to the left of the drivers seat	1		3149ASBT
Harness	Connects Pump & Control Panel	1		6180
Hose Kit	Complete Set of Hoses	1		7838
Hose, 10'	LR Jack Bottom to RR Jack Bottom	1	Orange/Yellow Stripe	2465
Hose, 10'	LF Jack Bottom to RF Jack Bottom	1	Brown/White Stripe	2465
Hose, 12'	Pump to Jack, Left Front Top	1	Brown Solid	2467
Hose, 12'	Pump to Jack, Right Front Top	1	White Solid	2467
Hose, 14'	Pump to Jack, Right Front Bottom	1	White Stripe	2469
Hose, 34'	Pump to Jack, Left Rear Top	1	Orange Solid	2484
Hose, 34'	Pump to Jack, Right Rear Top	1	Yellow Solid	2484
Hose, 36'	Pump to Jack, Right Rear Bottom	1	Yellow Stripe	2486

Options				

Revisions				

**MY2024 VENTANA 4310, 4326, 4328, 4334, 4369  
STANDARD ON ALL FLOOR PLANS LISTED  
FREIGHTLINER CHASSIS**



**Notes:**

Jack assemblies in list include mount plate and hardware. To order a replacement jack assembly, use part number 7214 for the front jacks and 7134 for the rear jacks.

On 7/26/16 the system number changed from 8749 to 8749A for 3149A controller.

For 2020 model year, jack brackets changed, pump changed from 7837 to 7837KS, & changed to EQ Smart Level.

Item, Length	Description / Location	Qty	Color	Equalizer Part No.
Kit	(Items listed below)	1		8749B
Pump	4-Function, Jacks	1		7837KS
Jacks (Front)	12,000 lbs, 16" Stroke	2		7835A
Jacks (Rear)	17,500 lbs, 18" Stroke	2		7965A
Control Panel	Located to the left of the drivers seat	1		3149ASBT
Harness	Connects Pump, Controller, & Touch Pad	1		6180
Hose Kit	Complete Set of Hoses	1		7964
Hose, 10'	LR Jack Bottom to RR Jack Bottom	1	Orange/Yellow Stripe	2465
Hose, 10'	LF Jack Bottom to RF Jack Bottom	1	Brown/White Stripe	2465
Hose, 12'	Pump to Jack, Left Front Top	1	Brown Solid	2467
Hose, 12'	Pump to Jack, Right Front Top	1	White Solid	2467
Hose, 14'	Pump to Jack, Right Front Bottom	1	White Stripe	2469
Hose, 38'	Pump to Jack, Left Rear Top	1	Orange Solid	2488
Hose, 38'	Pump to Jack, Right Rear Top	1	Yellow Solid	2488
Hose, 38'	Pump to Jack, Right Rear Bottom	1	Yellow Stripe	2488

Options				

Revisions				



**MY2025 BAY STAR SPORT STANDARD ON: 2720, 2813, 2920, 3014, 3022, 3225, 3315, 3316  
 MY2025 BAY STAR STANDARD ON: 3014, 3020, 3124, 3225, 3401, 3408, 3609, 3616, 3626, 3629, 3811**



**Notes:**

For model year 2014, Equalizer will begin sending jacks to Newmar already assembled on the brackets.

To order a replacement jack assembly use 7636

In October of 2014 the system number changed from 8582B to 8582C

on 7/26/16 system number was changed from 8582C to 8582D for 3149A controller

On 11/30/16 hose Pump to Jack, Left Rear Top was changed from 30' to 32'

On 10/2/18 changed system from 8582D to 8285E - Pump changed from 7770 to 7770KS.

For model year 2020, longer jack brackets were included and system converted to EQ Smart Level

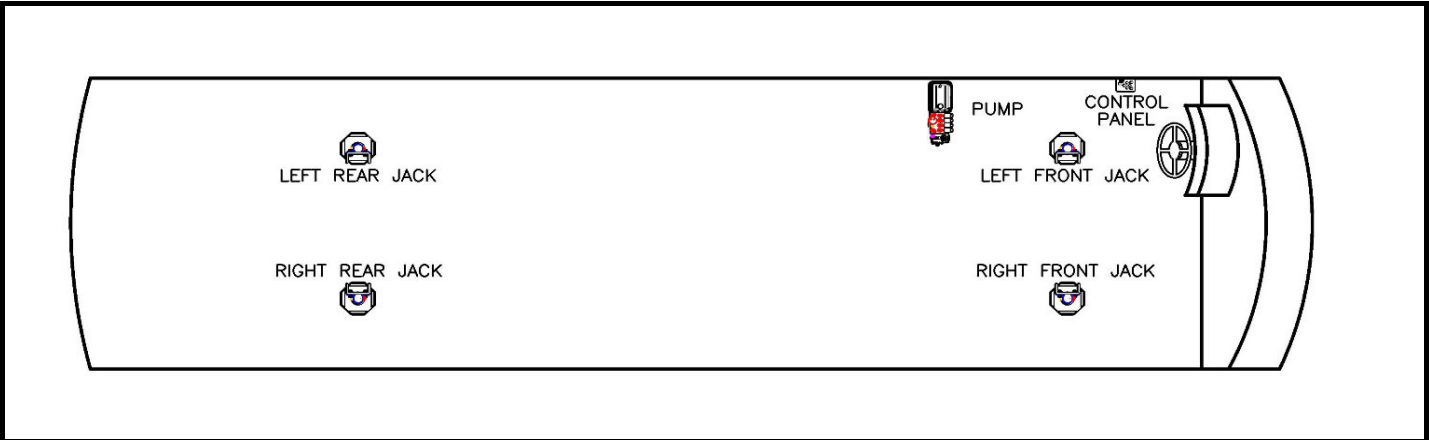
Item, Length	Description / Location	Qty	Color	Equalizer Part No.
Kit	(Items listed below)	1		8582F
Pump	4-Function, Jacks	1		7770KS
Jack	7,500 lbs, 15" Stroke/Front Jacks	2		7850A
Jack	7,500 lbs, 15" Stroke/Rear Jacks	2		7851A
Control Panel	Located to the left of the drivers seat	1		3149ASBT
Harness	Connects Pump & Control Panel	1		6179
Hose Kit	Complete Set of Hoses	1		7762
Hose, 6'	Pump to Jack, Left Front Top	1	Brown Solid	2461
Hose, 8'	Pump to Jack, Left Front Bottom	1	Brown Stripe	2463
Hose, 8'	Pump to Jack, Right Front Top	1	White Solid	2463
Hose, 8'	LR Jack Bottom to RR Jack Bottom	1	Orange/Yellow Stripe	2463
Hose, 10'	LF Jack Bottom to RF Jack Bottom	1	Brown/White Stripe	2465
Hose, 34'	Pump to Jack, Left Rear Top	1	Orange Solid	2484
Hose, 32'	Pump to Jack, Right Rear Top	1	Yellow Solid	2482
Hose, 34'	Pump to Jack, Right Rear Bottom	1	Yellow Stripe	2484

**Options**


**Revisions**




**MY2025 CANYON STAR 3737, 3947, 3957  
STANDARD ON ALL FLOOR PLANS LISTED**



**Notes:**  
 For model year 2021 chassis was changed from gas to front engine diesel. Jacks, harness, hoses, and pump changed.  
 On 2/24/20 harness changed from 6180 to 6235  
 On 7/31/20 orange and yellow hoses increased length by 2'.


Item, Length	Description / Location	Qty	Color	Equalizer Part No.
Kit	(Items listed below)	1		8846
Pump	4-Function, Jacks	1		7948KS
Jack	12,000 lbs, 16" Stroke/Front Jacks	2		70266
Jack	12,000 lbs, 16" Stroke/Rear Jacks	2		7852A
Control Panel	Located to the left of the drivers seat	1		3149ASBT
Harness	Connects Pump & Control Panel	1		6325
Hose Kit	Complete Set of Hoses	1		70264
Hose, 6'	Pump to Jack, Left Front Top	1	Brown Solid	2461
Hose, 8'	Pump to Jack, Left Front Bottom	1	Brown Stripe	2463
Hose, 8'	LR Jack Bottom to RR Jack Bottom	1	Orange/Yellow Stripe	2463
Hose, 10'	LF Jack Bottom to RF Jack Bottom	1	Brown/White Stripe	2465
Hose, 12'	Pump to Jack, Right Front Top	1	White Solid	2467
Hose, 28'	Pump to Jack, Left Rear Top	1	Orange Solid	2535
Hose, 30'	Pump to Jack, Left Rear Bottom	1	Orange Stripe	2527
Hose, 32'	Pump to Jack, Right Rear Top	1	Yellow Solid	2482

Options				

Revisions				



**MY2025 KOUNTRY STAR 3709, 3717  
STANDARD ON ALL FLOOR PLANS LISTED**




**Notes:**

Jack assembly in list includes mount plate and hardware. To order a replacement jack assembly, use part number 7214.  
 On 7/26/14 system number was changed from 8643 to 8643A for 3149A.  
 For 2020 model year, jack brackets changed, pump changed from 7837 to 7837KS, & changed to EQ Smart Level.

Item, Length	Description / Location	Qty	Color	Equalizer Part No.
Kit	(Items listed below)	1		8643B
Pump	4-Function, Jacks	1		7837KS
Jack	12,000 lbs, 16" Stroke	4		7835A
Control Panel	Located to the left of the drivers seat	1		3149ASBT
Harness	Connects Pump & Control Panel	1		6180
Hose Kit	Complete Set of Hoses	1		7838
Hose, 10'	LR Jack Bottom to RR Jack Bottom	1	Orange/Yellow Stripe	2465
Hose, 10'	LF Jack Bottom to RF Jack Bottom	1	Brown/White Stripe	2465
Hose, 12'	Pump to Jack, Left Front Top	1	Brown Solid	2467
Hose, 12'	Pump to Jack, Right Front Top	1	White Solid	2467
Hose, 14'	Pump to Jack, Right Front Bottom	1	White Stripe	2469
Hose, 34'	Pump to Jack, Left Rear Top	1	Orange Solid	2484
Hose, 34'	Pump to Jack, Right Rear Top	1	Yellow Solid	2484
Hose, 36'	Pump to Jack, Right Rear Bottom	1	Yellow Stripe	2486
<b>Options</b>				
<b>Revisions</b>				

**MY2025 KOUNTRY STAR 4011, 4037, 4068, 4070  
STANDARD ON ALL FLOOR PLANS LISTED**



**Notes:**

Jack assemblies in list include mount plate and hardware. To order a replacement jack assembly, use part number 7214 for the front jacks and 7134 for the rear jacks.

On 7/26/16 the system number changed from 8749 to 8749A for 3149A controller.


For 2020 model year, jack brackets changed, pump changed from 7837 to 7837KS, & changed to EQ Smart Level.

Item, Length	Description / Location	Qty	Color	Equalizer Part No.
Kit	(Items listed below)	1		8749B
Pump	4-Function, Jacks	1		7837KS
Jacks (Front)	12,000 lbs, 16" Stroke	2		7835A
Jacks (Rear)	17,500 lbs, 18" Stroke	2		7965A
Control Panel	Located to the left of the drivers seat	1		3149ASBT
Harness	Connects Pump & Control Panel	1		6180
Hose Kit	Complete Set of Hoses	1		7964
Hose, 10'	LR Jack Bottom to RR Jack Bottom	1	Orange/Yellow Stripe	2465
Hose, 10'	LF Jack Bottom to RF Jack Bottom	1	Brown/White Stripe	2465
Hose, 12'	Pump to Jack, Left Front Top	1	Brown Solid	2467
Hose, 12'	Pump to Jack, Right Front Top	1	White Solid	2467
Hose, 14'	Pump to Jack, Right Front Bottom	1	White Stripe	2469
Hose, 38'	Pump to Jack, Left Rear Top	1	Orange Solid	2488
Hose, 38'	Pump to Jack, Right Rear Top	1	Yellow Solid	2488
Hose, 38'	Pump to Jack, Right Rear Bottom	1	Yellow Stripe	2488

**Options**


**Revisions**


**MY2025 VENTANA 3407, 3412  
STANDARD ON ALL FLOOR PLANS LISTED  
FREIGHTLINER CHASSIS**



**Notes:**

Jack assemblies in list include mount plate and hardware. To order a replacement jack assembly, use part number 7214 for a front jack, and 7134 for a rear jack.

On 7/26/16 the system number changed from 8311 to 8311A for 3149A controller.

For 2020 model year, jack brackets changed, pump changed from 7837 to 7837KS, & changed to EQ Smart Level.

Item, Length	Description / Location	Qty	Color	Equalizer Part No.
Kit	(Items listed below)	1		8311B
Pump	4-Function, Jacks	1		7837KS
Jacks(Front)	12,000 lbs, 16" Stroke	2		7835A
Jacks(Rear)	17,500 lbs, 18" Stroke	2		7965A
Control Panel	Located to the left of the drivers seat	1		3149ASBT
Harness	Connects Pump, Controller, & Touch Pad	1		6180
Hose Kit	Complete Set of Hoses	1		7839
Hose, 10'	LR Jack Bottom to RR Jack Bottom	1	Orange/Yellow Stripe	2465
Hose, 10'	LF Jack Bottom to RF Jack Bottom	1	Brown/White Stripe	2465
Hose, 12'	Pump to Jack, Left Front Top	1	Brown Solid	2467
Hose, 12'	Pump to Jack, Right Front Top	1	White Solid	2467
Hose, 14'	Pump to Jack, Right Front Bottom	1	White Stripe	2469
Hose, 30'	Pump to Jack, Left Rear Top	1	Orange Solid	2527
Hose, 30'	Pump to Jack, Right Rear Top	1	Yellow Solid	2527
Hose, 32'	Pump to Jack, Right Rear Bottom	1	Yellow Stripe	2482

**Options**


**Revisions**











**MY2025 VENTANA 4037, 4068  
STANDARD ON ALL FLOOR PLANS LISTED  
SPARTAN CHASSIS**



**Notes:**  
 Front jack assemblies in list include mount plate and hardware. To order a replacement jack assembly, use part number 7214.  
 System number originally incorrect, changed to 8245A as correct number.  
 For 2020 model year pump changed from 7837 to 7837KS & changed to EQ Smart Level.


Item, Length	Description / Location	Qty	Color	Equalizer Part No.
Kit	(Items listed below)	1		8245B
Pump	4-Function, Jacks	1		7837KS
Jacks(Front)	12,000 lbs, 16" Stroke	2		70119
Jacks(Rear)	17,500 lbs, 18" Stroke	2		7134NEW
Control Panel	Located to the left of the drivers seat	1		3149ASBT
Harness	Connects Pump & Control Panel	1		6180
Hose Kit	Complete Set of Hoses	1		7838
Hose, 10'	LR Jack Bottom to RR Jack Bottom	1	Orange/Yellow Stripe	2465
Hose, 10'	LF Jack Bottom to RF Jack Bottom	1	Brown/White Stripe	2465
Hose, 12'	Pump to Jack, Left Front Top	1	Brown Solid	2467
Hose, 12'	Pump to Jack, Right Front Top	1	White Solid	2467
Hose, 14'	Pump to Jack, Right Front Bottom	1	White Stripe	2469
Hose, 34'	Pump to Jack, Left Rear Top	1	Orange Solid	2484
Hose, 34'	Pump to Jack, Right Rear Top	1	Yellow Solid	2484
Hose, 36'	Pump to Jack, Right Rear Bottom	1	Yellow Stripe	2486

Options				

Revisions				



**MY2025 VENTANA 4310, 4326, 4328 4334, 4369  
STANDARD ON ALL FLOOR PLANS LISTED  
SPARTAN CHASSIS**



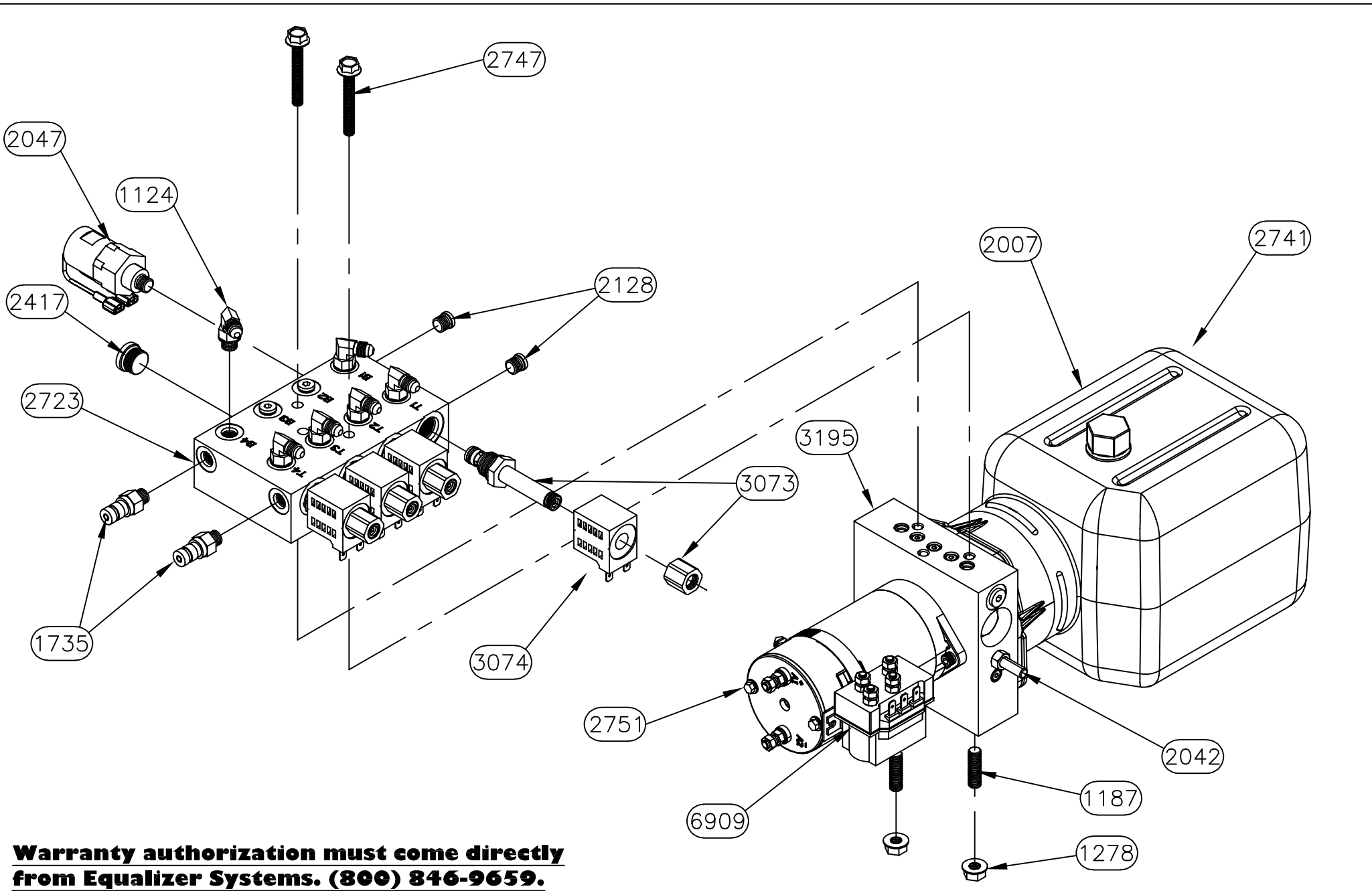
**Notes:**  
 Front jack assemblies in list include mount plate and hardware. To order a replacement jack assembly, use part number 7214.  
 System number originally incorrect, changed to 8244A as correct number.  
 For 2020 model year pump changed from 7837 to 7837KS & changed to EQ Smart Level.

Item, Length	Description / Location	Qty	Color	Equalizer Part No.
Kit	(Items listed below)	1		8244B
Pump	4-Function, Jacks	1		7837KS
Jacks (Front)	12,000 lbs, 16" Stroke	2		70119
Jacks (Rear)	17,500 lbs, 18" Stroke	2		7134NEW
Control Panel	Located to the left of the drivers seat	1		3149ASBT
Harness	Connects Pump, Controller, & Touch Pad	1		6180
Hose Kit	Complete Set of Hoses	1		7964
Hose, 10'	LR Jack Bottom to RR Jack Bottom	1	Orange/Yellow Stripe	2465
Hose, 10'	LF Jack Bottom to RF Jack Bottom	1	Brown/White Stripe	2465
Hose, 12'	Pump to Jack, Left Front Top	1	Brown Solid	2467
Hose, 12'	Pump to Jack, Right Front Top	1	White Solid	2467
Hose, 14'	Pump to Jack, Right Front Bottom	1	White Stripe	2469
Hose, 38'	Pump to Jack, Left Rear Top	1	Orange Solid	2488
Hose, 38'	Pump to Jack, Right Rear Top	1	Yellow Solid	2488
Hose, 38'	Pump to Jack, Right Rear Bottom	1	Yellow Stripe	2488

Options				

Revisions				





**Warranty authorization must come directly from Equalizer Systems. (800) 846-9659.**

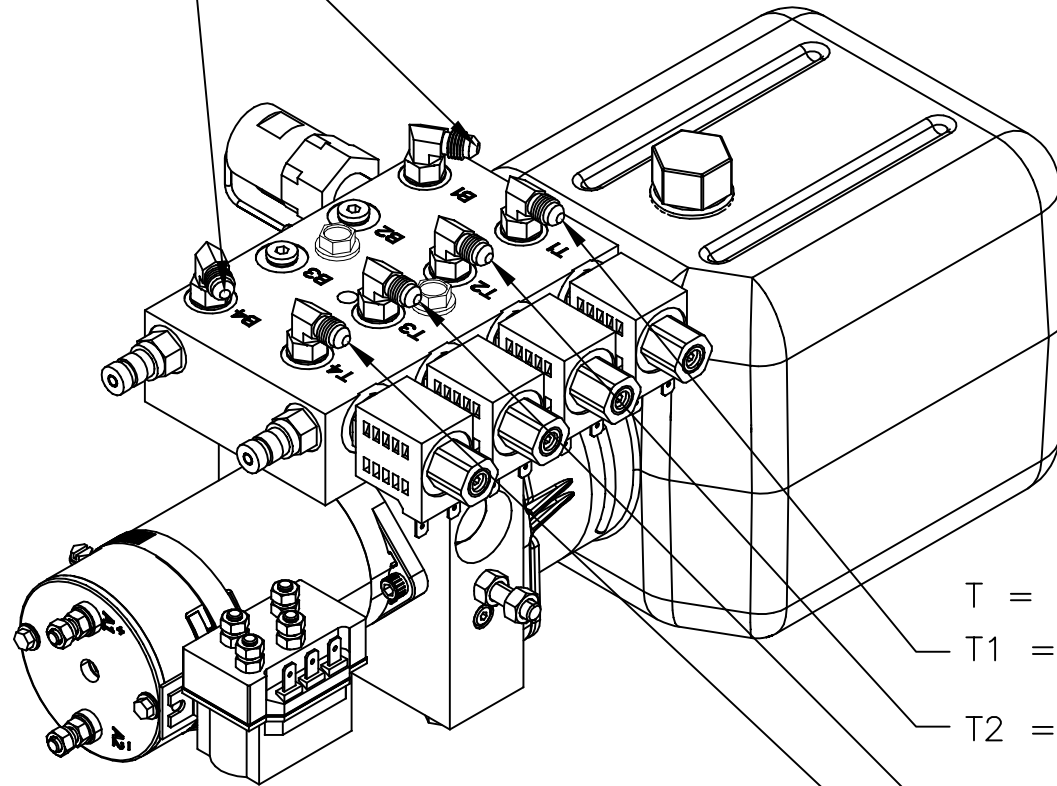
<b>Equalizer</b> 55169 COUNTY ROAD 3 ELKHART, IN 46515	#	REVISIONS	BY:	DATE:	UNLESS OTHERWISE SPECIFIED: TOLERANCES: .XXX ± 0.010 .XX ± 0.010 .X ± 0.030 ANG. ± 1/2" REMOVE ALL BURRS AND SHARP EDGES .015 MAX	TITLE		USED ON:		
	A	CHANGED VALVES & COILS	SJ	5/10/12		4 FUNCTION PUMP		4 POINT AUTOLEVEL SYSTEMS		
	B	CHANGED PUMP FROM 3043 TO 3195	SJ	9/29/14		SIZE	SCALE	MATERIAL		
	C	MOVED PRESSURE SWITCH	SJ	9/8/16	A	1:1				
NOTICE - This drawing, including principles of design, is the property of Days Corporation, Elkhart, Indiana, with the agreement that it is not to be reproduced, copied, or loaned in any manner that may constitute a detriment directly or indirectly to Days Corporation. Acceptance of this will be construed as an agreement of the above.						DRW BY:	DATE:	PART NAME:		
						SJ	5/24/11	PUMP & MAN 4 FUNC BIROT 3 IN-NEWMAR		
						APP'D BY:	DATE:	PAGE:	DWG NO.:	REV:
						-	-	2 OF 2	P7770	C

# HYDRAULIC HOSE CONNECTIONS 7770 PUMP

B = RETRACT FUNCTION

B1 = LEFT FRONT JACK  
(BROWN/BLACK)

B4 = RIGHT REAR JACK  
(YELLOW/BLACK)



T = EXTEND FUNCTION

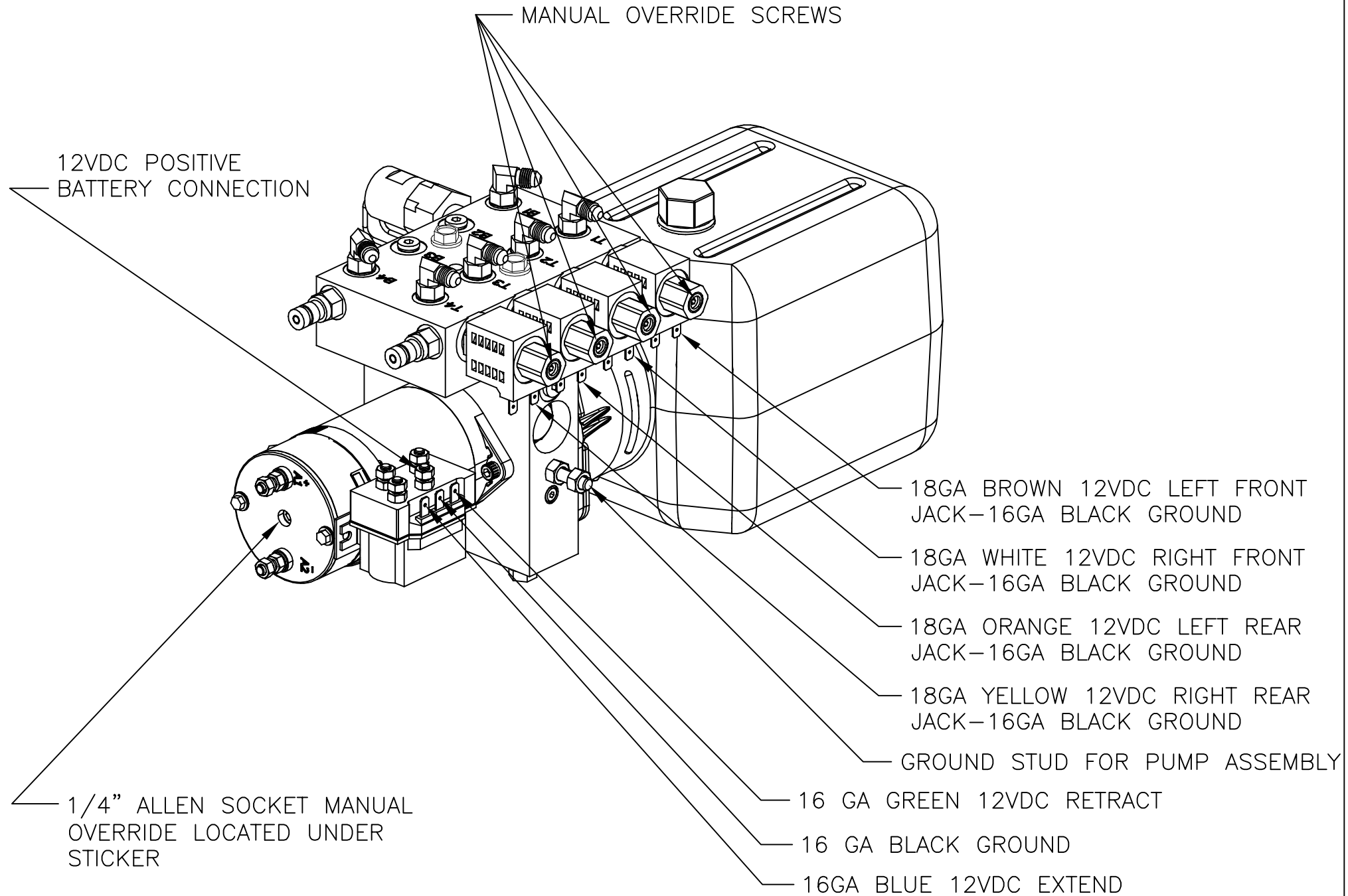
T1 = LEFT FRONT JACK (BROWN)

T2 = RIGHT FRONT JACK (WHITE)

T3 = LEFT REAR JACK (ORANGE)

T4 = RIGHT REAR JACK (YELLOW)

# 7770 PUMP WIRING







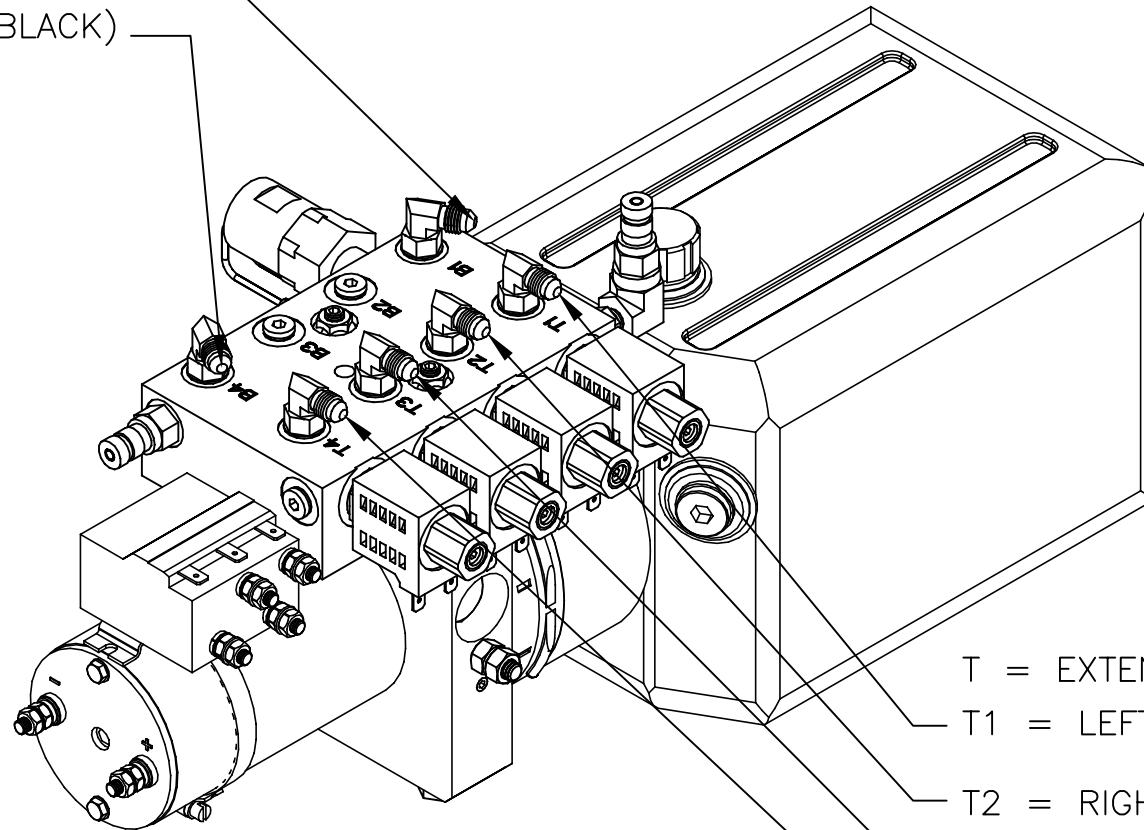


# HYDRAULIC HOSE CONNECTIONS 7770KS PUMP

B = RETRACT FUNCTION

B1 = LEFT FRONT JACK  
(BROWN/BLACK)

B4 = RIGHT REAR JACK  
(YELLOW/BLACK)



T = EXTEND FUNCTION

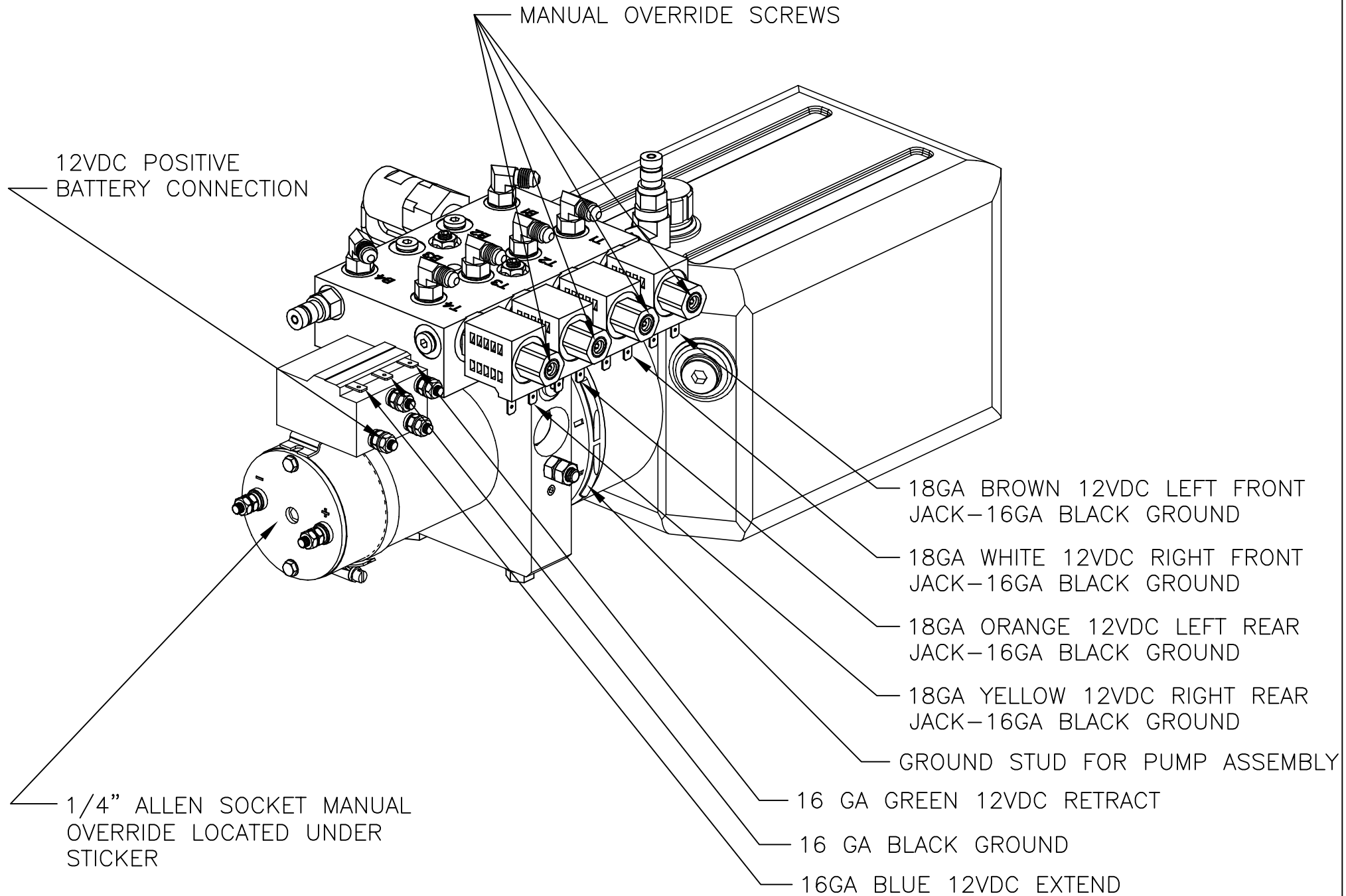
T1 = LEFT FRONT JACK (BROWN)

T2 = RIGHT FRONT JACK (WHITE)

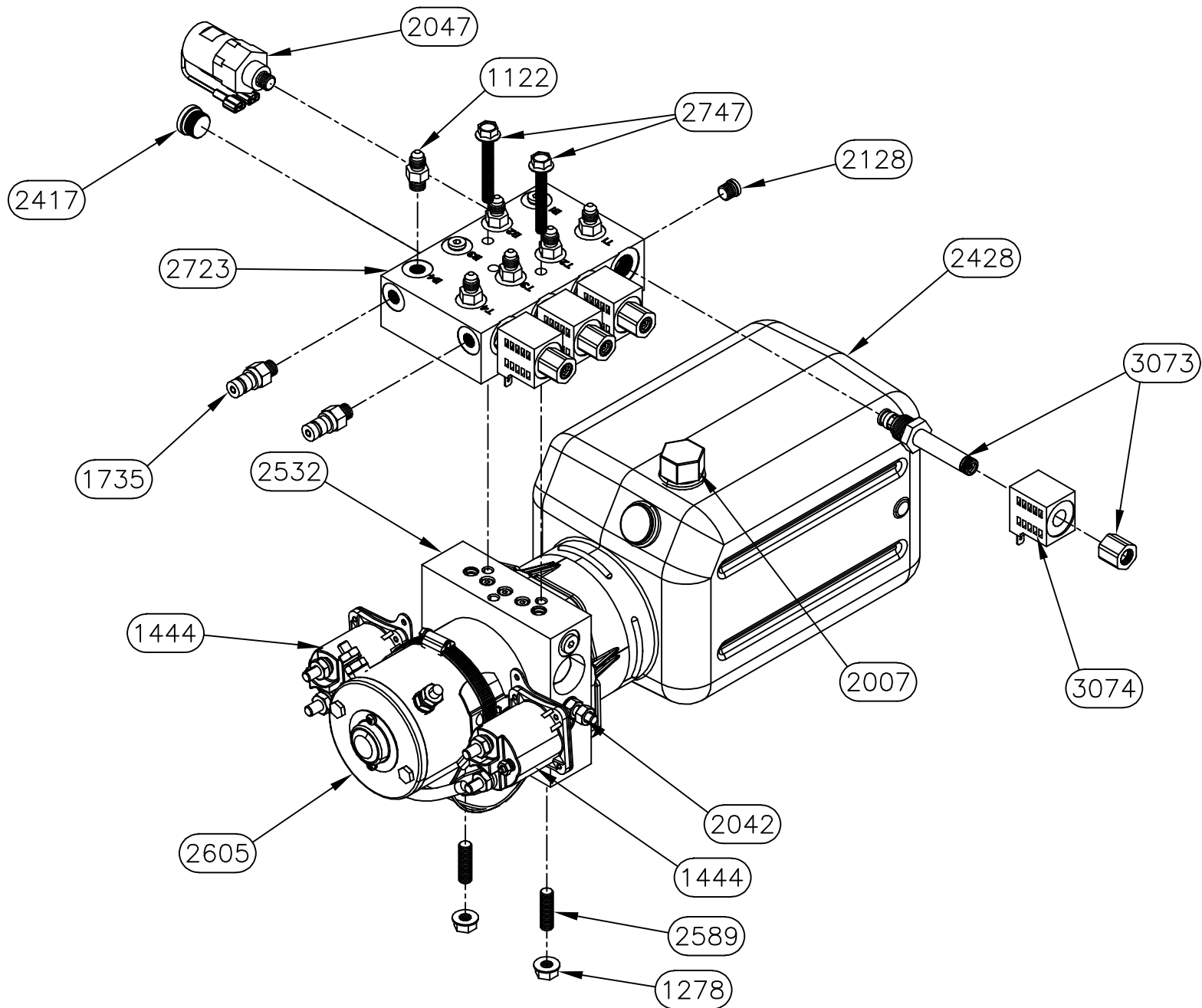
T3 = LEFT REAR JACK (ORANGE)

T4 = RIGHT REAR JACK (YELLOW)

# 7770KS PUMP WIRING







*Equalizer*

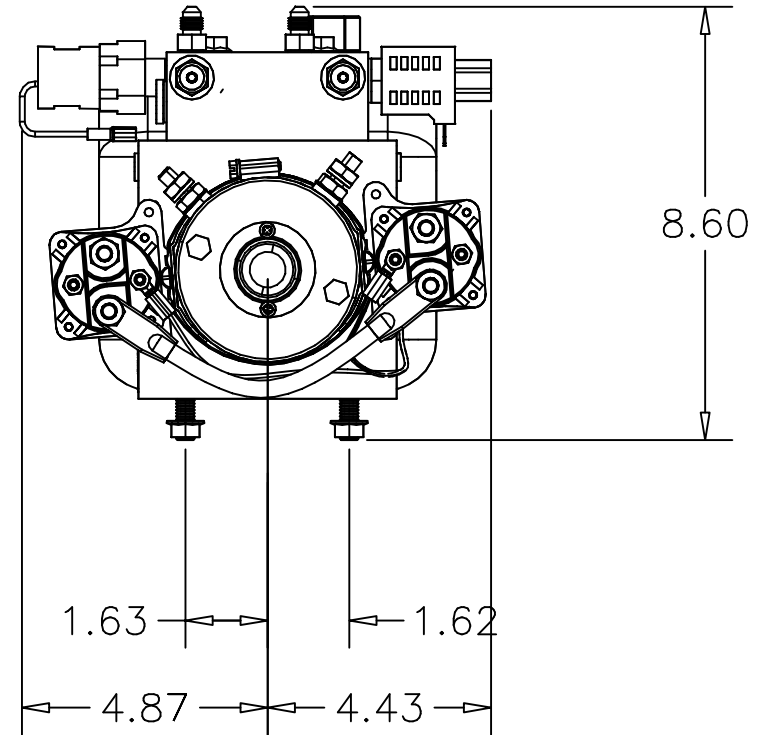
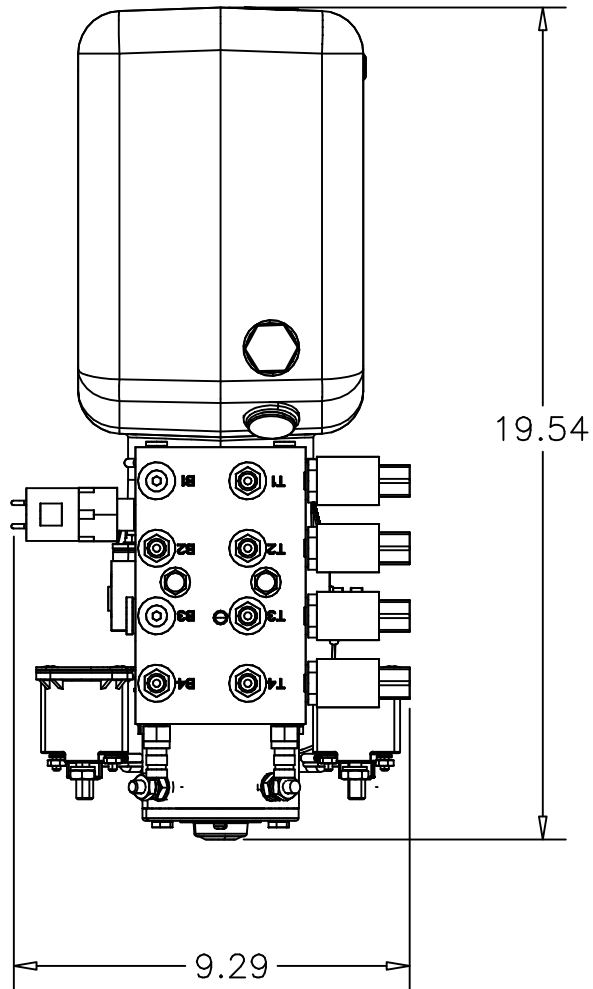
55169 COUNTY ROAD 3  
ELKHART, IN 46515

#	REVISIONS	BY:	DATE:
A	ADDED SECOND PURGE FITTING AND MOVE PRESSURE SWITCH	SJ	9/8/16

UNLESS OTHERWISE SPECIFIED:  
TOLERANCES:  
.XXX ± 0.010  
.XX ± 0.010  
.X ± 0.030  
ANG. ± 1/2"  
REMOVE ALL BURRS AND SHARP EDGES .015 MAX

TITLE		USED ON:	
4 FUNC. BIROT. PUMP ASSEMBLY		NEWMAR DIESEL	
SIZE	SCALE	MATERIAL	NOTED
A	1:1	AS	
DRW BY:	DATE:	PART NAME:	
SJ	2/5/13	PUMP & MAN 4 FUN BR MOS-NEWMAR DIESEL	
APP'D BY:	DATE:	PAGE:	DWG NO.:
		2 OF 3	P7837
			REV: A

NOTICE - This drawing, including principles of design, is the property of Days Corporation, Elkhart, Indiana, with the agreement that it is not to be reproduced, copied, or loaned in any manner that may constitute a detriment directly or indirectly to Days Corporation. Acceptance of this will be construed as an agreement of the above.



*Equalizer*

55169 COUNTY ROAD 3  
ELKHART, IN 46515

#	REVISIONS	BY:	DATE:
A	ADDED SECOND PURGE FITTING AND MOVE PRESSURE SWITCH	SJ	9/8/16


UNLESS OTHERWISE SPECIFIED:  
TOLERANCES:  
.XXX ± 0.010  
.XX ± 0.010  
.X ± 0.030  
ANG. ± 1/2"  
REMOVE ALL BURRS AND SHARP EDGES .015 MAX

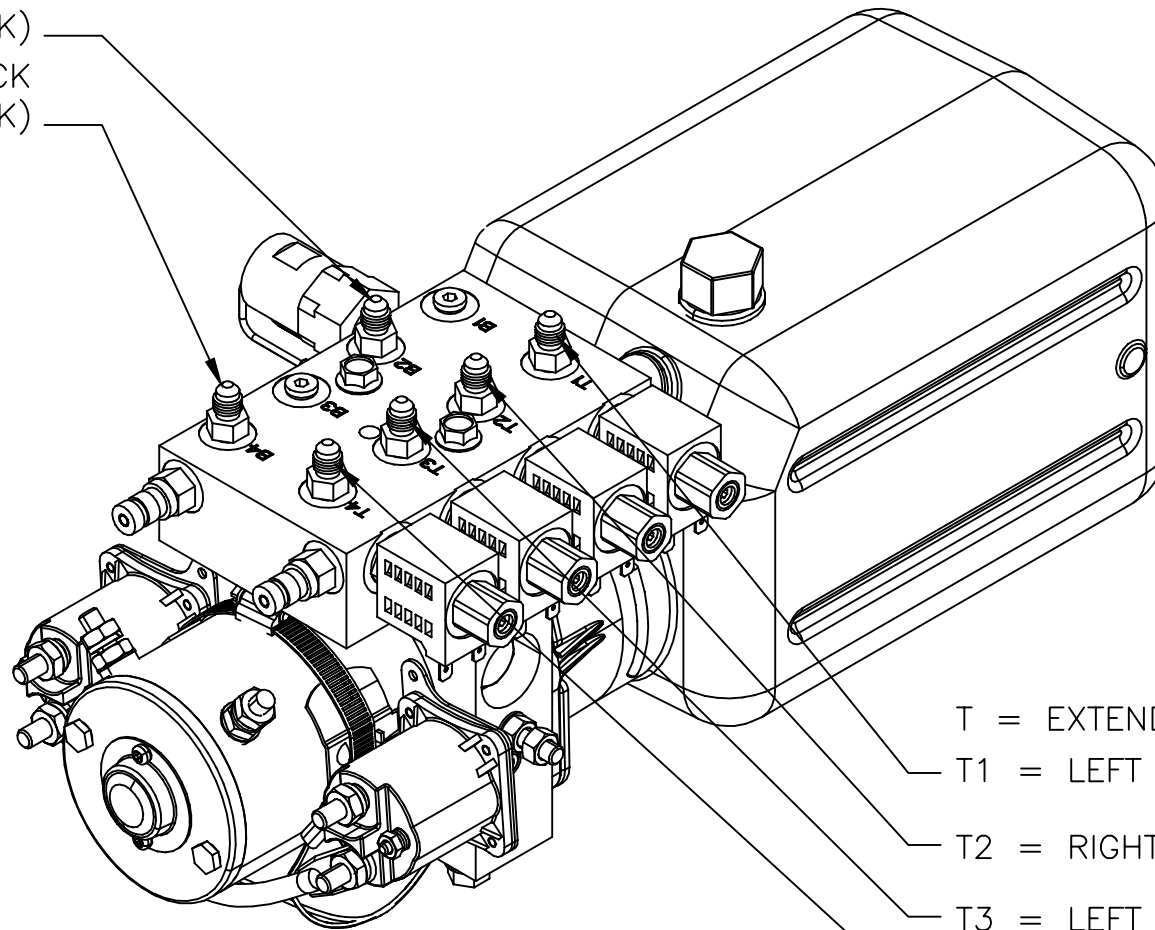
TITLE 4 FUNC. BIROT. PUMP ASSEMBLY		USED ON: NEWMAR DIESEL
SIZE A	SCALE 1:1	MATERIAL AS
DRW BY: SJ	DATE: 2/5/13	PART NAME: PUMP & MAN 4 FUN BR MOS-NEWMAR DIESEL
APP'D BY: -	DATE: -	PAGE: 3 OF 3

NOTED		REV: A
DWG NO.:	P7837	

NOTICE - This drawing, including principles of design, is the property of Days Corporation, Elkhart, Indiana, with the agreement that it is not to be reproduced, copied, or loaned in any manner that may constitute a detriment directly or indirectly to Days Corporation. Acceptance of this will be construed as an agreement of the above.

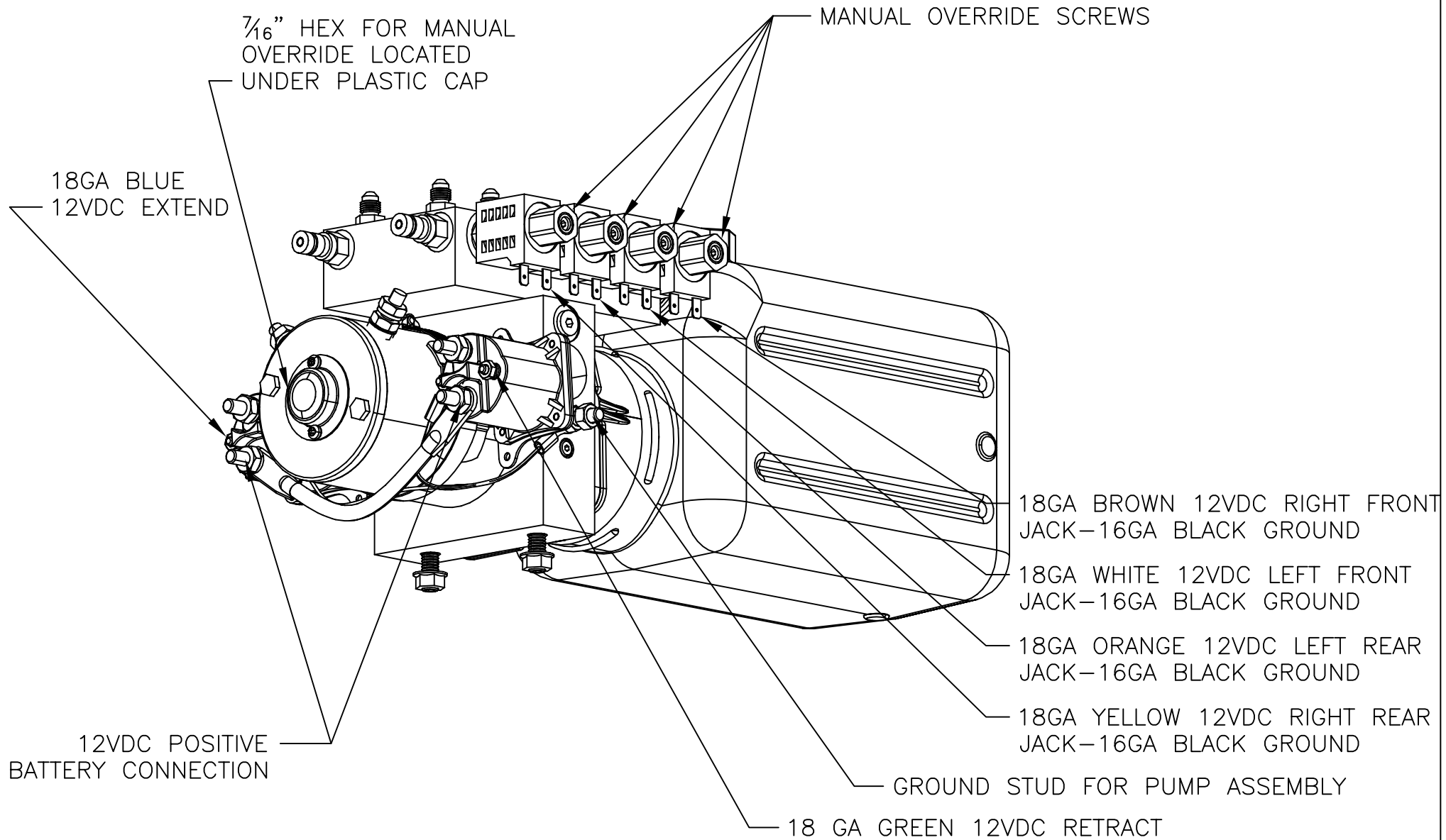
# HYDRAULIC HOSE CONNECTIONS 7837 PUMP

B = RETRACT FUNCTION  
B1 = RIGHT FRONT JACK  
(WHITE/BLACK)  
B4 = RIGHT REAR JACK  
(YELLOW/BLACK)



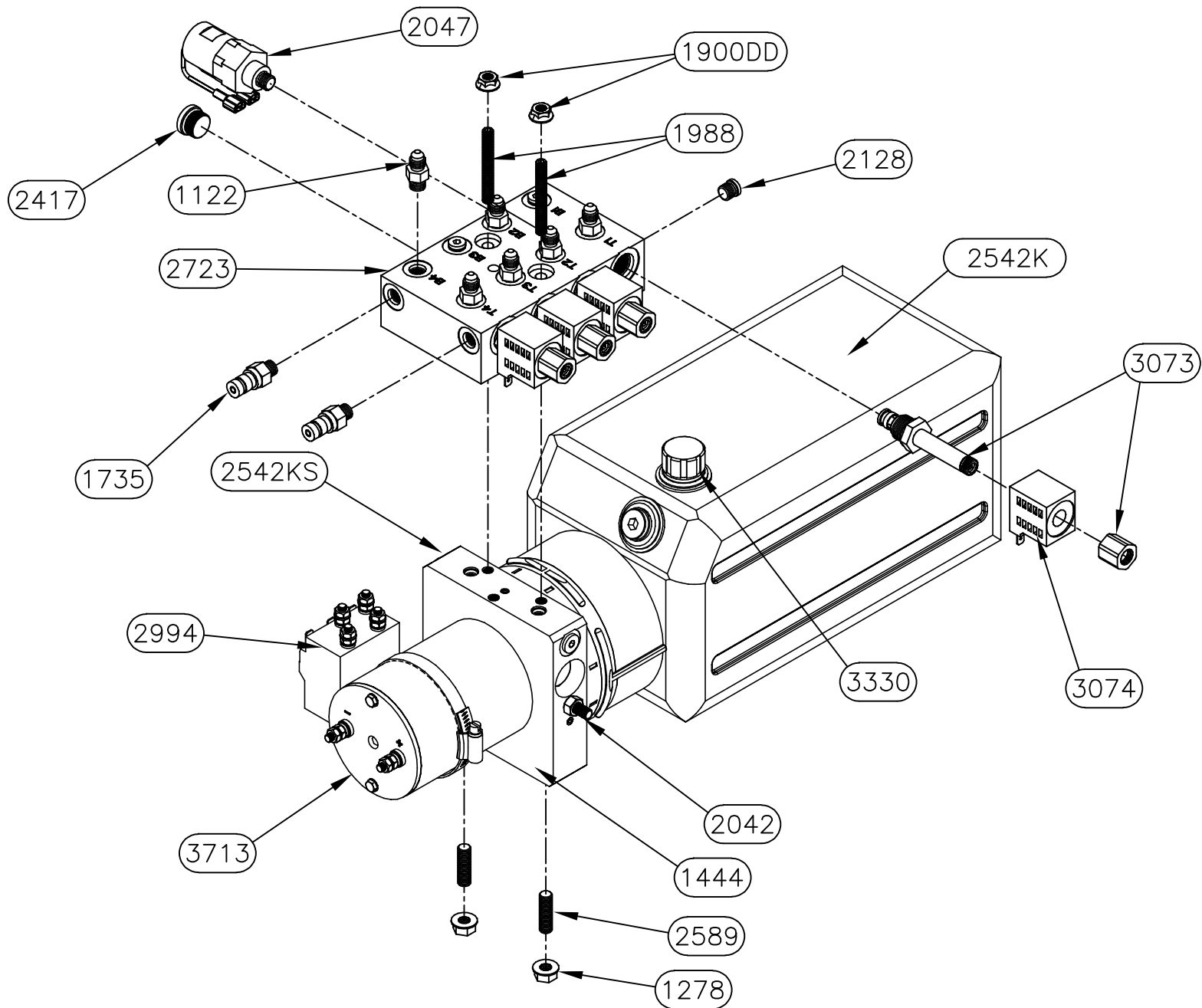
T = EXTEND FUNCTION  
T1 = LEFT FRONT JACK (BROWN)  
T2 = RIGHT FRONT JACK (WHITE)  
T3 = LEFT REAR JACK (ORANGE)  
T4 = RIGHT REAR JACK (YELLOW)

# 7837 PUMP WIRING









*Equalizer*

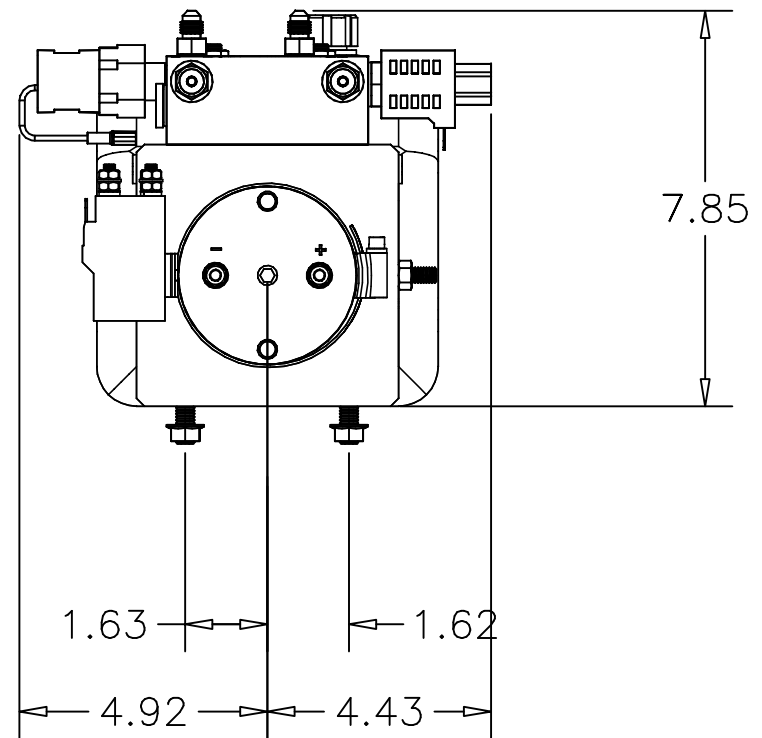
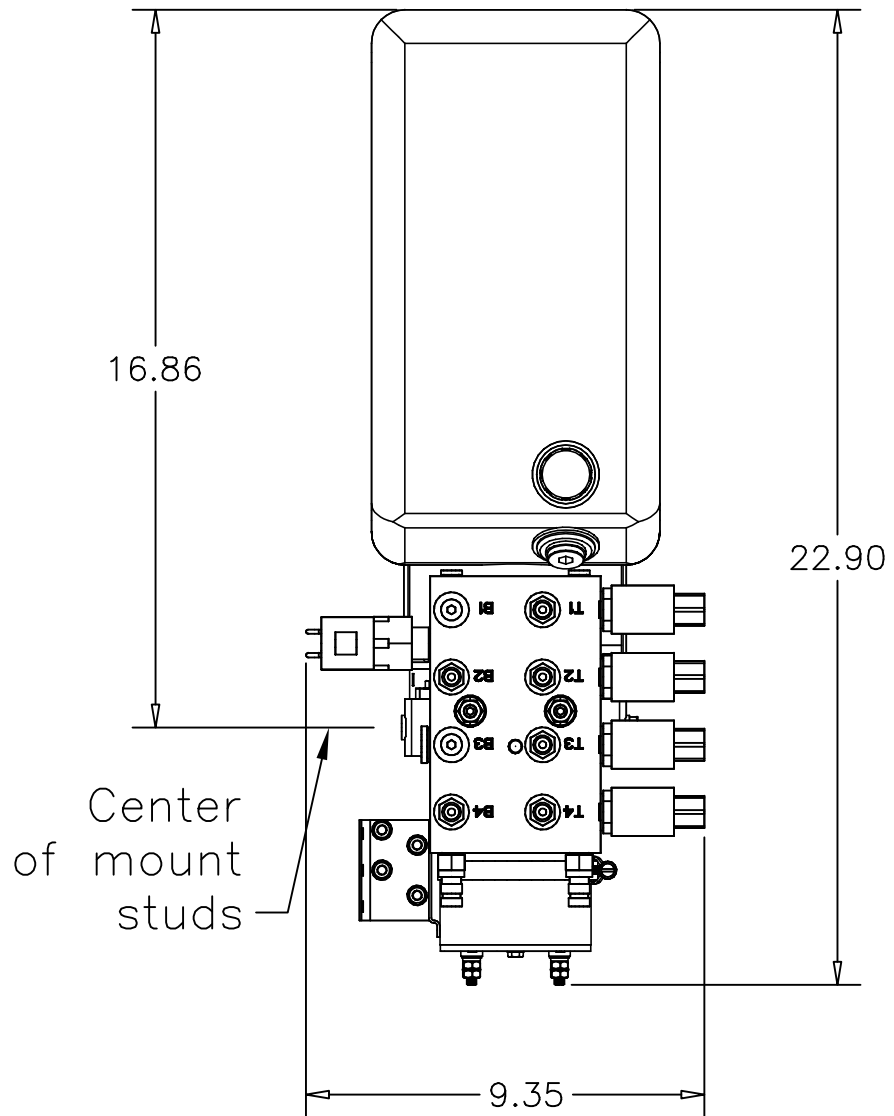
55169 COUNTY ROAD 3  
ELKHART, IN 46515

#	REVISIONS	BY:	DATE:

UNLESS OTHERWISE SPECIFIED:  
TOLERANCES:  
.XXX ± 0.010  
.XX ± 0.010  
.X ± 0.030  
ANG. ± 1/2"  
REMOVE ALL BURRS AND SHARP EDGES .015 MAX

TITLE 4 FUNC. BIROT. PUMP ASSEMBLY-KS		USED ON: NEWMAR DIESEL	
SIZE A	SCALE 1:1	MATERIAL AS NOTED	
DRW BY: SJ	DATE: 12/5/18	PART NAME: PUMP & MAN 4 FUN BR MOS-NEWMAR DIESEL	
APP'D BY: -	DATE: -	PAGE: 2 OF 3	DWG NO.: P7837KS
			REV: -

NOTICE - This drawing, including principles of design, is the property of Days Corporation, Elkhart, Indiana, with the agreement that it is not to be reproduced, copied, or loaned in any manner that may constitute a detriment directly or indirectly to Days Corporation. Acceptance of this will be construed as an agreement of the above.



*Equalizer*

55169 COUNTY ROAD 3  
ELKHART, IN 46515

#	REVISIONS	BY:	DATE:

UNLESS OTHERWISE SPECIFIED:  
TOLERANCES:  
.XXX ± 0.010  
.XX ± 0.010  
.X ± 0.030  
ANG. ± 1/2"  
REMOVE ALL BURRS AND SHARP EDGES .015 MAX

TITLE  
4 FUNC. BIROT. PUMP ASSEMBLY-KS

SIZE SCALE MATERIAL  
A 1:1 AS

DRW BY: DATE:  
SJ 12/5/18

APP'D BY DATE:  
- -

USED ON:  
NEWMAR DIESEL

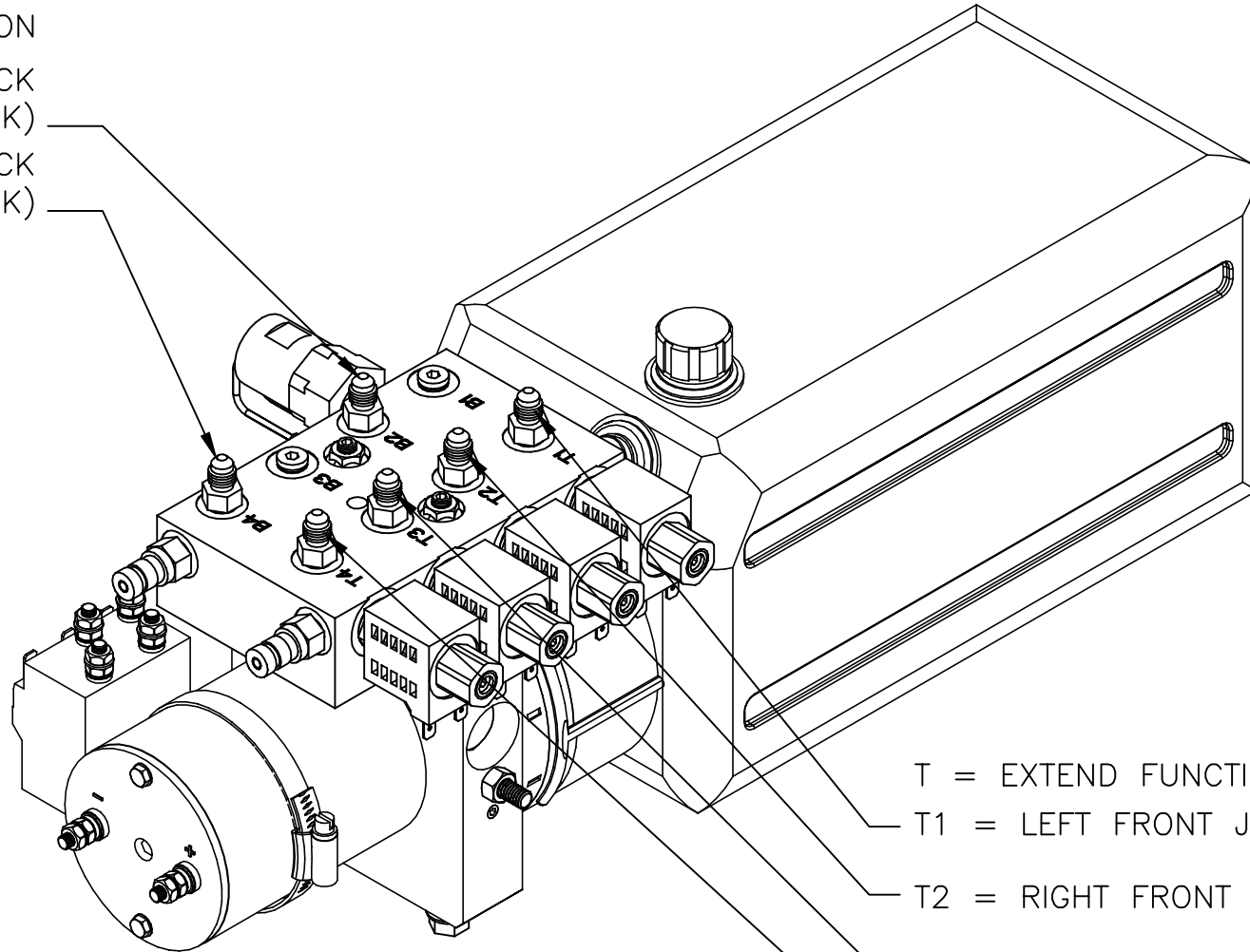
PART NAME:  
PUMP & MAN 4 FUN BR MOS-NEWMAR DIESEL

PAGE: DWG NO.: REV:  
2 OF 3 P7837KS -

NOTICE - This drawing, including principles of design, is the property of Days Corporation, Elkhart, Indiana, with the agreement that it is not to be reproduced, copied, or loaned in any manner that may constitute a detriment directly or indirectly to Days Corporation. Acceptance of this will be construed as an agreement of the above.

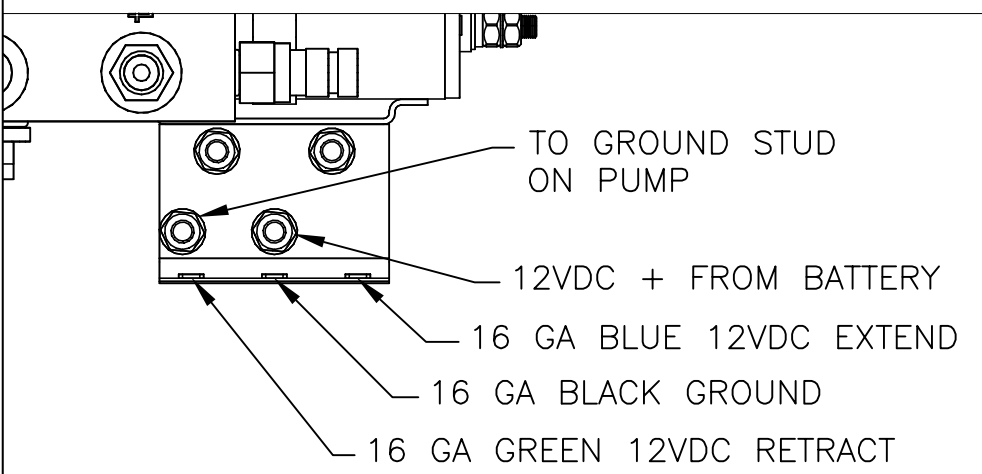
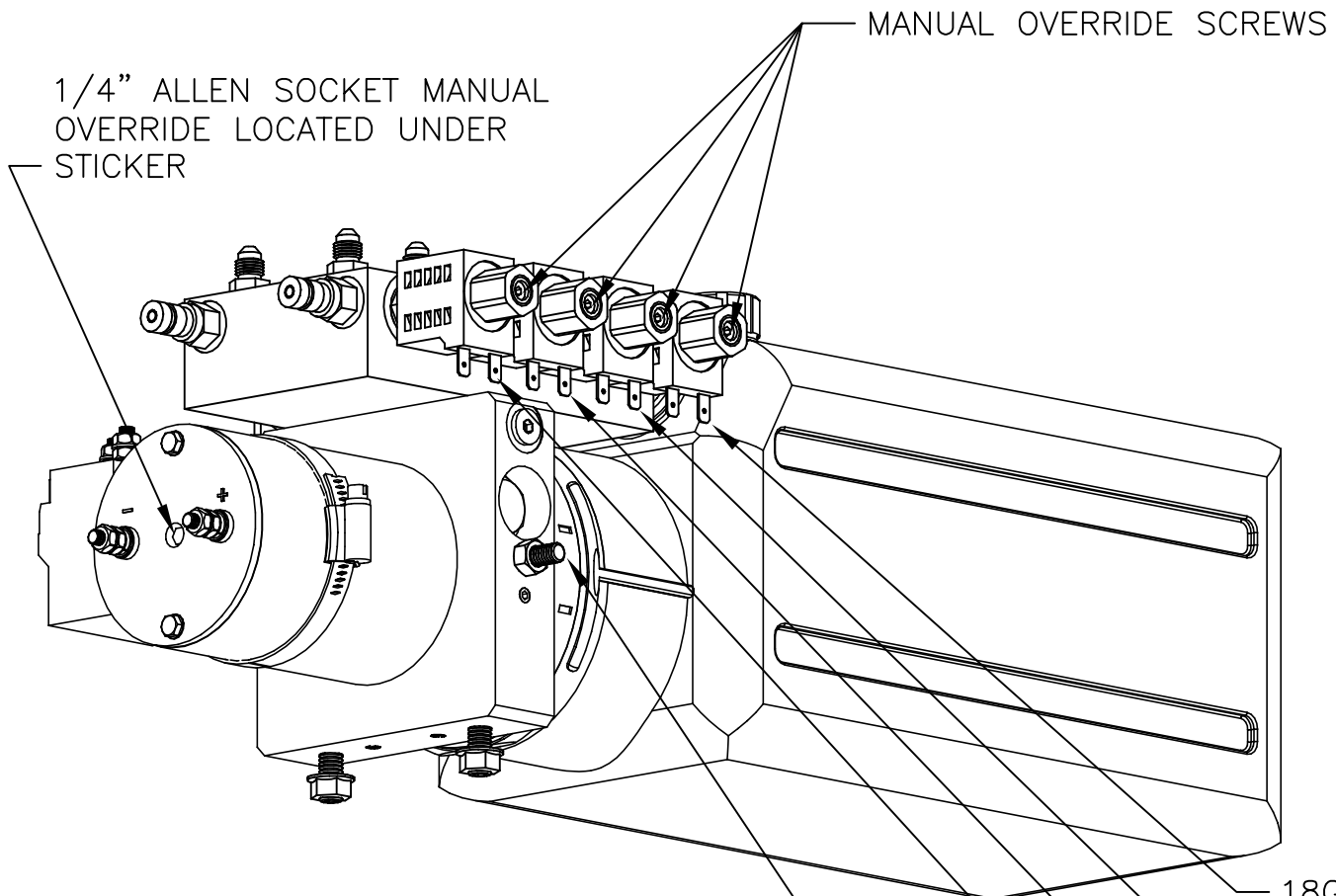
# HYDRAULIC HOSE CONNECTIONS 7837KS PUMP

B = RETRACT FUNCTION  
B1 = RIGHT FRONT JACK  
(WHITE/BLACK)  
B4 = RIGHT REAR JACK  
(YELLOW/BLACK)



T = EXTEND FUNCTION  
T1 = LEFT FRONT JACK (BROWN)  
T2 = RIGHT FRONT JACK (WHITE)  
T3 = LEFT REAR JACK (ORANGE)  
T4 = RIGHT REAR JACK (YELLOW)

# 7837KS PUMP WIRING



18GA BROWN 12VDC RIGHT FRONT JACK-16GA BLACK GROUND

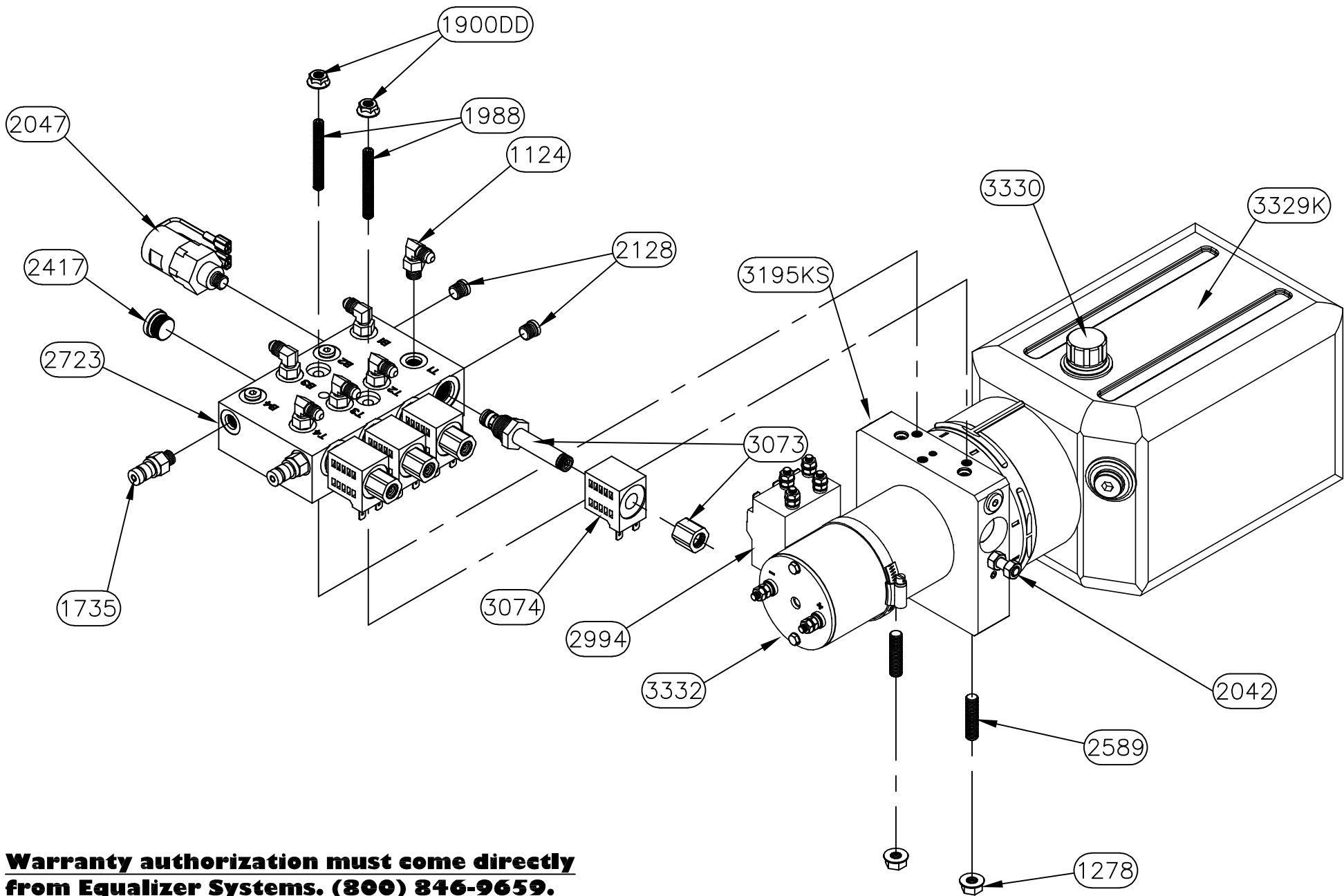
18GA WHITE 12VDC LEFT FRONT JACK-16GA BLACK GROUND

18GA ORANGE 12VDC LEFT REAR JACK-16GA BLACK GROUND

18GA YELLOW 12VDC RIGHT REAR JACK-16GA BLACK GROUND

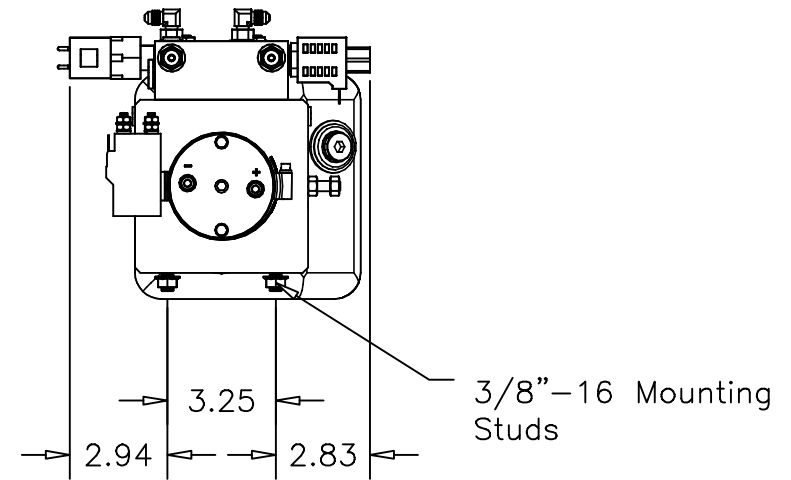
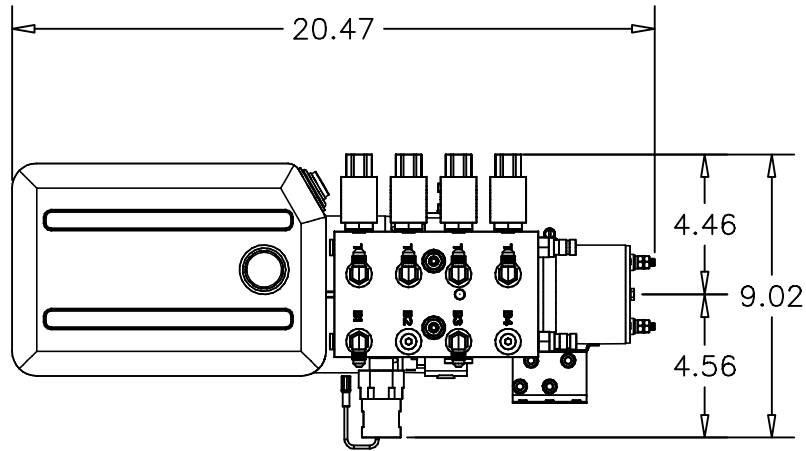
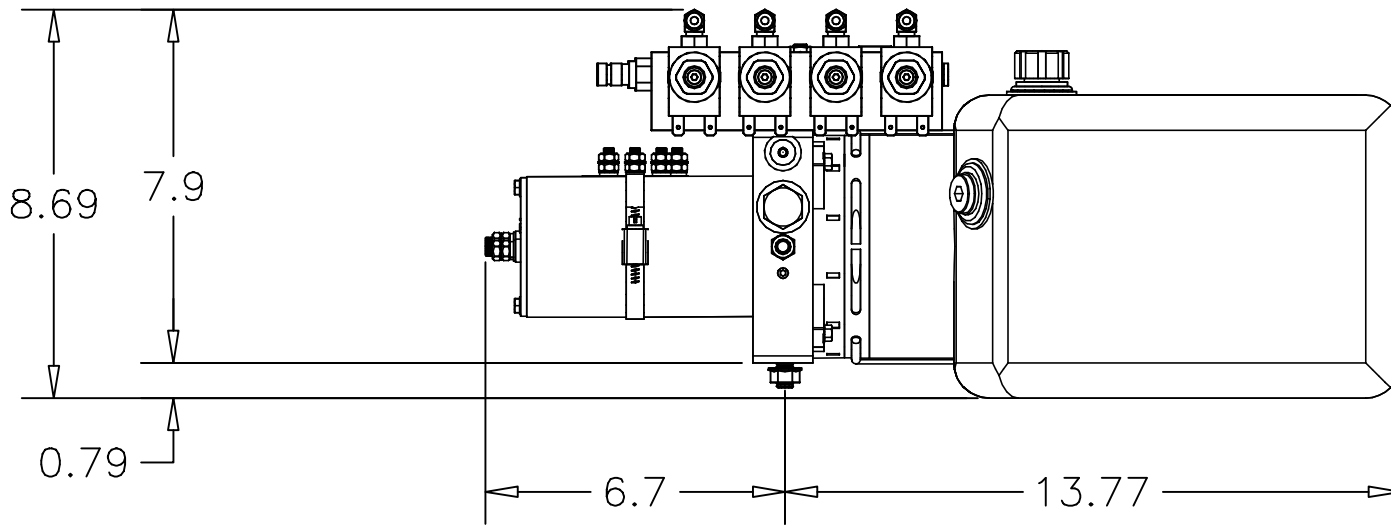
GROUND STUD FOR PUMP ASSEMBLY





**Warranty authorization must come directly from Equalizer Systems. (800) 846-9659.**

<b>Equalizer</b> 55169 COUNTY ROAD 3 ELKHART, IN 46515	#	REVISIONS	BY:	DATE:	UNLESS OTHERWISE SPECIFIED: TOLERANCES: .XXX ± 0.010 .XX ± 0.010 .X ± 0.030 ANG. ± 1/2" REMOVE ALL BURRS AND SHARP EDGES .015 MAX	TITLE	USED ON:
	NOTICE - This drawing, including principles of design, is the property of Days Corporation, Elkhart, Indiana, with the agreement that it is not to be reproduced, copied, or loaned in any manner that may constitute a detriment directly or indirectly to Days Corporation. Acceptance of this will be construed as an agreement of the above.						4 FUNCTION PUMP SIZE SCALE MATERIAL A 1: 1
						DRW BY: SJ DATE: 1/24/20	PART NAME: PUMP & MAN 4 FUNC BIROT MOS-DS-KS
						APP'D BY: - DATE: -	PAGE: 2 OF 3 DWG NO.: P7948KS REV: -



*Equalizer*

55169 COUNTY ROAD 3  
ELKHART, IN 46515

#	REVISIONS	BY:	DATE:

UNLESS OTHERWISE SPECIFIED:  
TOLERANCES:  
.XXX ± 0.010  
.XX ± 0.010  
.X ± 0.030  
ANG. ± 1/2"  
REMOVE ALL BURRS AND SHARP EDGES .015 MAX

TITLE		USED ON:	
4 FUNCTION PUMP		CANYON STAR	
SIZE	SCALE	MATERIAL	
A	1:1		
DRW BY:	DATE:	PART NAME:	
SJ	1/24/20	PUMP & MAN 4 FUNC BIROT MOS-DS-KS	
APP'D BY:	DATE:	PAGE:	DWG NO.:
		3 OF 3	P7948KS
			REV:

NOTICE - This drawing, including principles of design, is the property of Days Corporation, Elkhart, Indiana, with the agreement that it is not to be reproduced, copied, or loaned in any manner that may constitute a detriment directly or indirectly to Days Corporation. Acceptance of this will be construed as an agreement of the above.

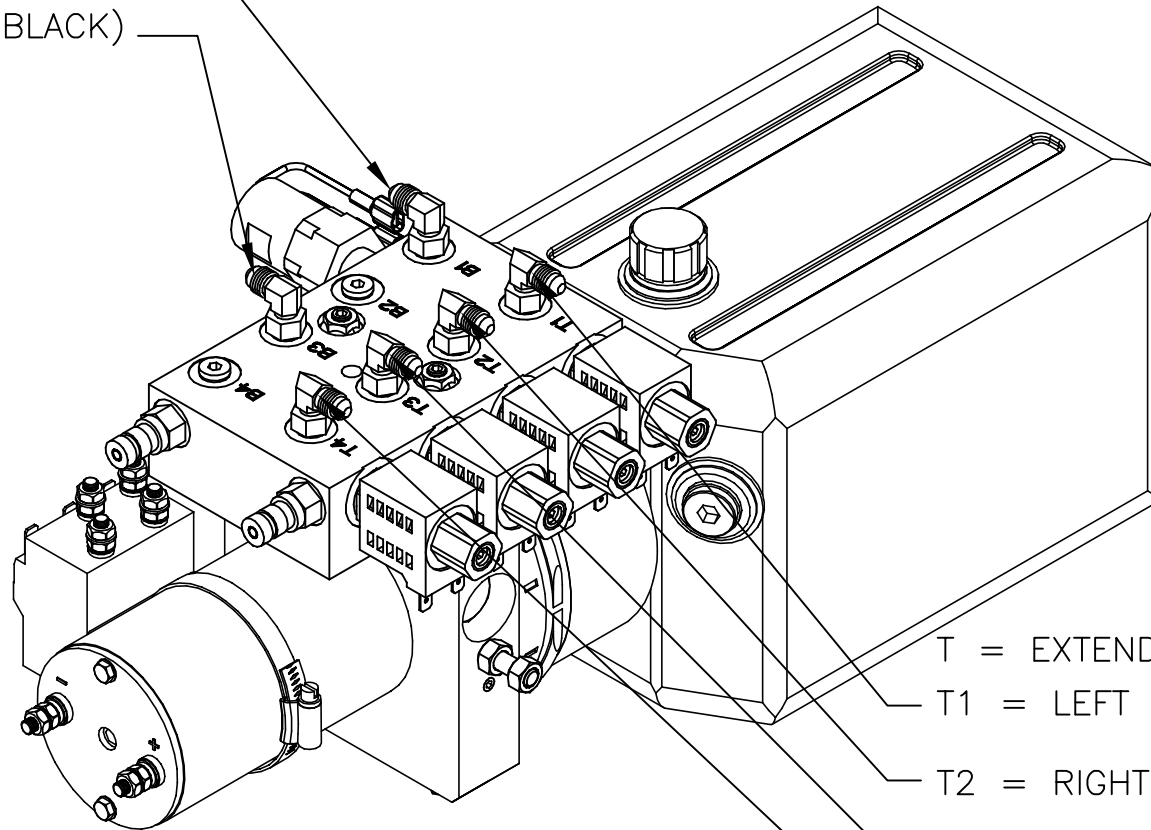


# HYDRAULIC HOSE CONNECTIONS 7948KS PUMP

B = RETRACT FUNCTION

B1 = LEFT FRONT JACK  
(BROWN/BLACK)

B3 = LEFT REAR JACK  
(ORANGE/BLACK)



T = EXTEND FUNCTION

T1 = LEFT FRONT JACK (BROWN)

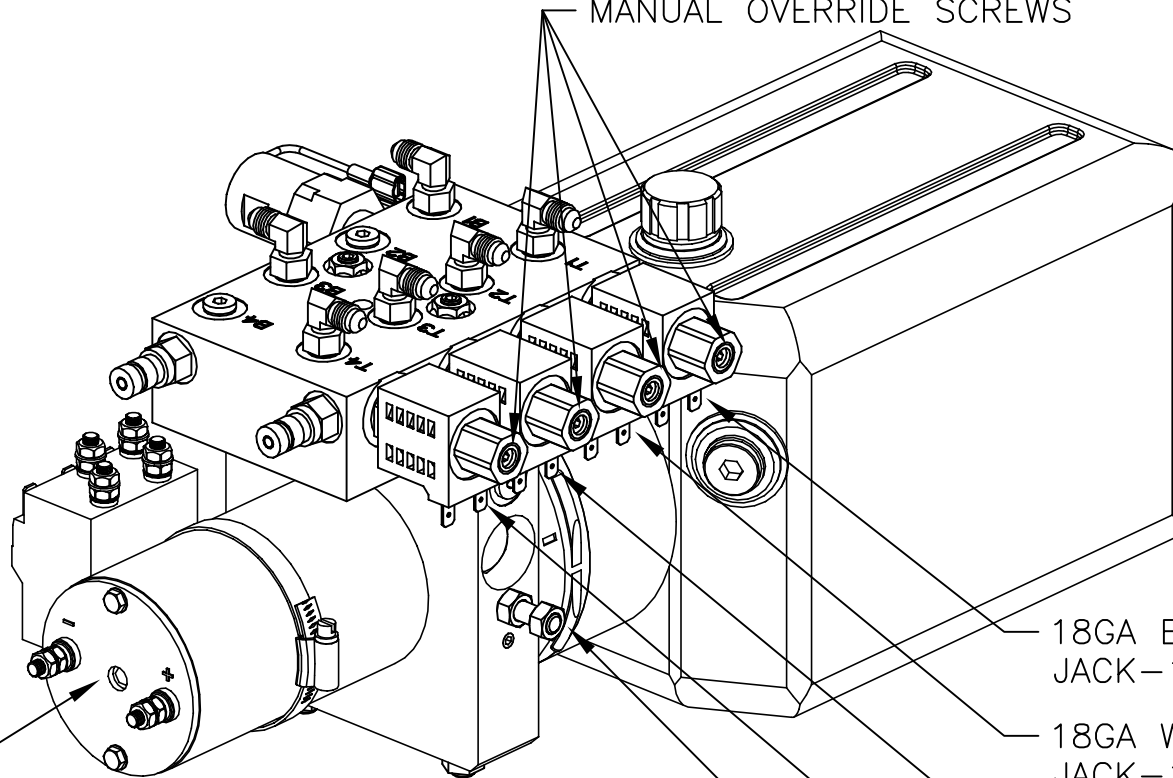
T2 = RIGHT FRONT JACK (WHITE)

T3 = LEFT REAR JACK (ORANGE)

T4 = RIGHT REAR JACK (YELLOW)

# 7948KS PUMP WIRING

MANUAL OVERRIDE SCREWS



1/4" ALLEN SOCKET MANUAL  
OVERRIDE LOCATED UNDER  
STICKER

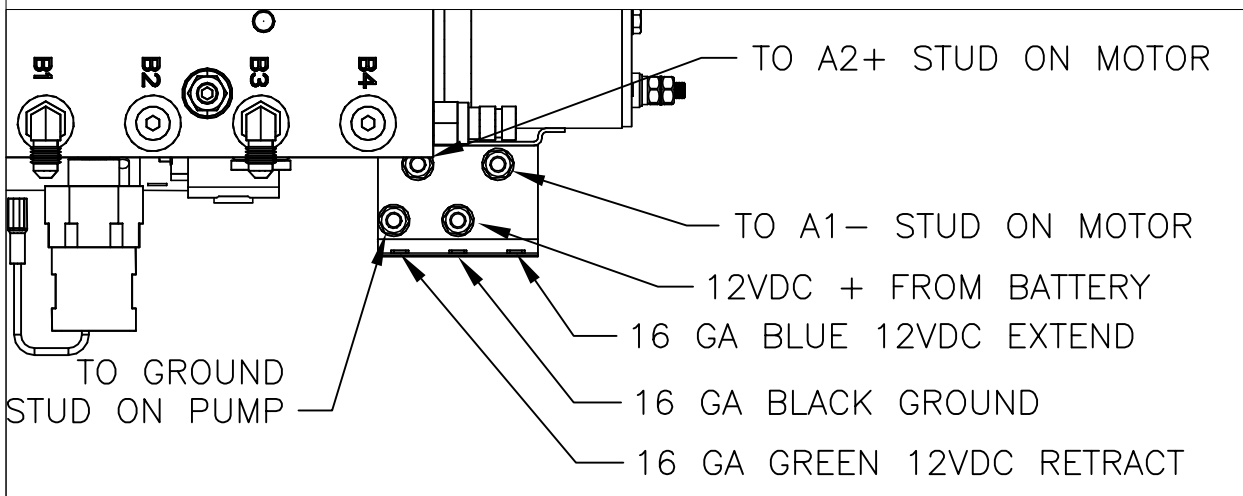
18GA BROWN 12VDC LEFT FRONT  
JACK-16GA BLACK GROUND

18GA WHITE 12VDC RIGHT FRONT  
JACK-16GA BLACK GROUND

18GA ORANGE 12VDC LEFT REAR  
JACK-16GA BLACK GROUND

18GA YELLOW 12VDC RIGHT REAR  
JACK-16GA BLACK GROUND

GROUND STUD FOR PUMP ASSEMBLY



TO A2+ STUD ON MOTOR

TO A1- STUD ON MOTOR

12VDC + FROM BATTERY

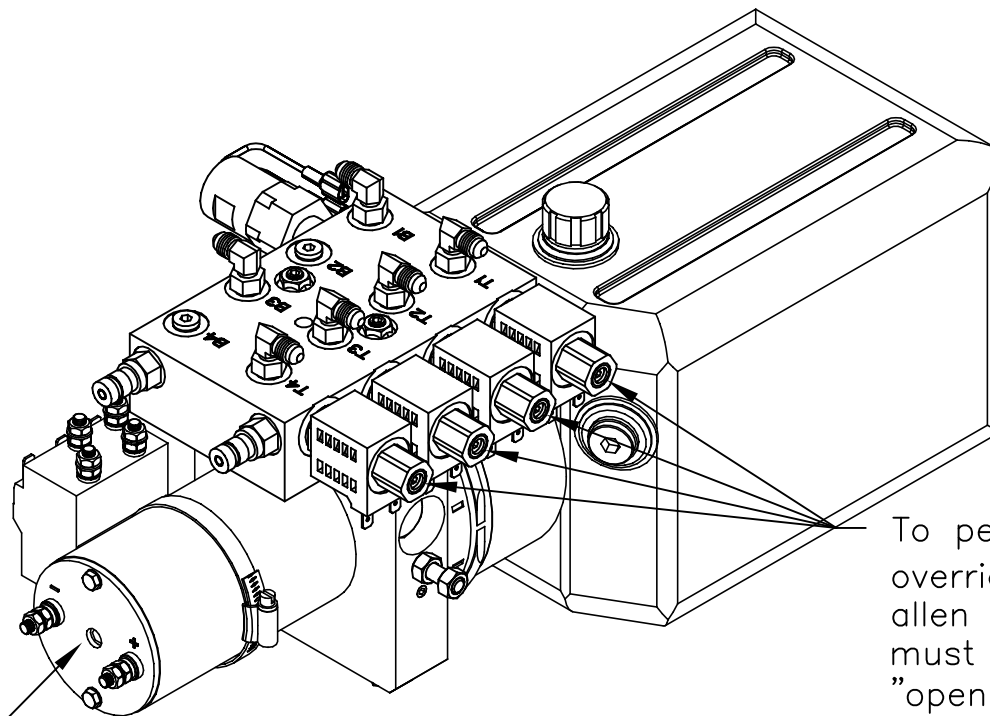
16 GA BLUE 12VDC EXTEND

16 GA BLACK GROUND

16 GA GREEN 12VDC RETRACT

TO GROUND  
STUD ON PUMP

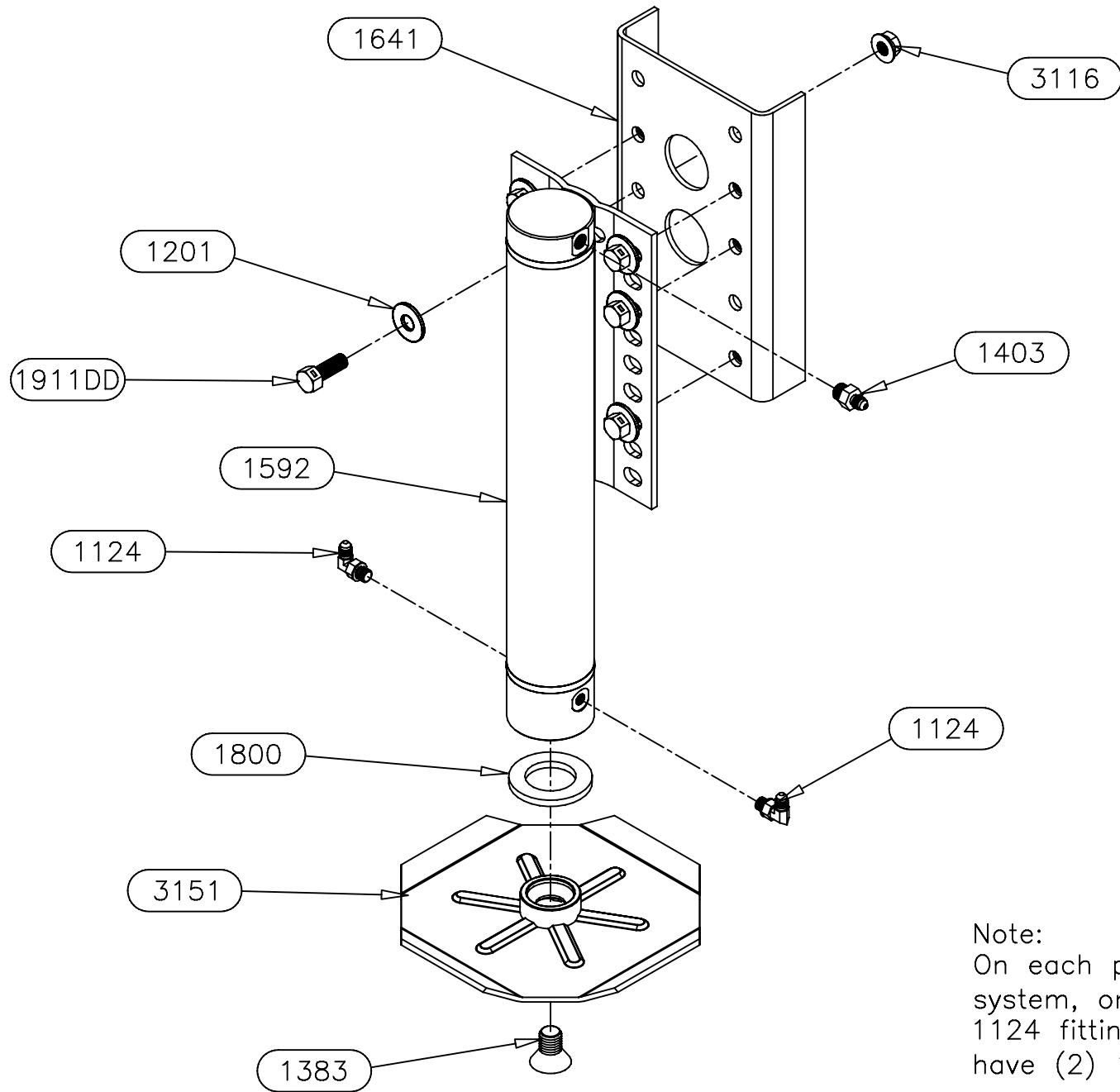
## Small Bi-Rotational Pump Assembly



Manual override screw, 1/4" allen head, is under this sticker. Using a 2000 rpm minimum drill, retract jacks by turning counter clockwise. To extend, turn screw clockwise.

To perform the manual override procedure, using a 1/8" allen wrench, all set screws must be turned clockwise "open" until they are snug. Once all levelers are retracted, turn all valve screws counter clockwise "closed" until snug.





Note:  
 On each pair of jacks in this system, one jack will have (1) 1124 fitting and the other will have (2) 1124 fittings.

*Equalizer*

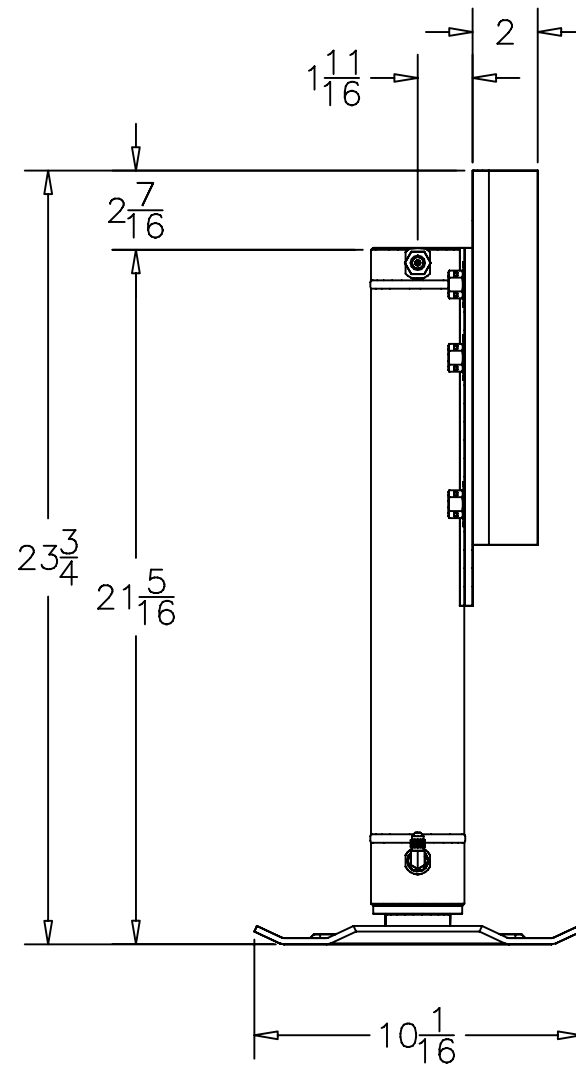
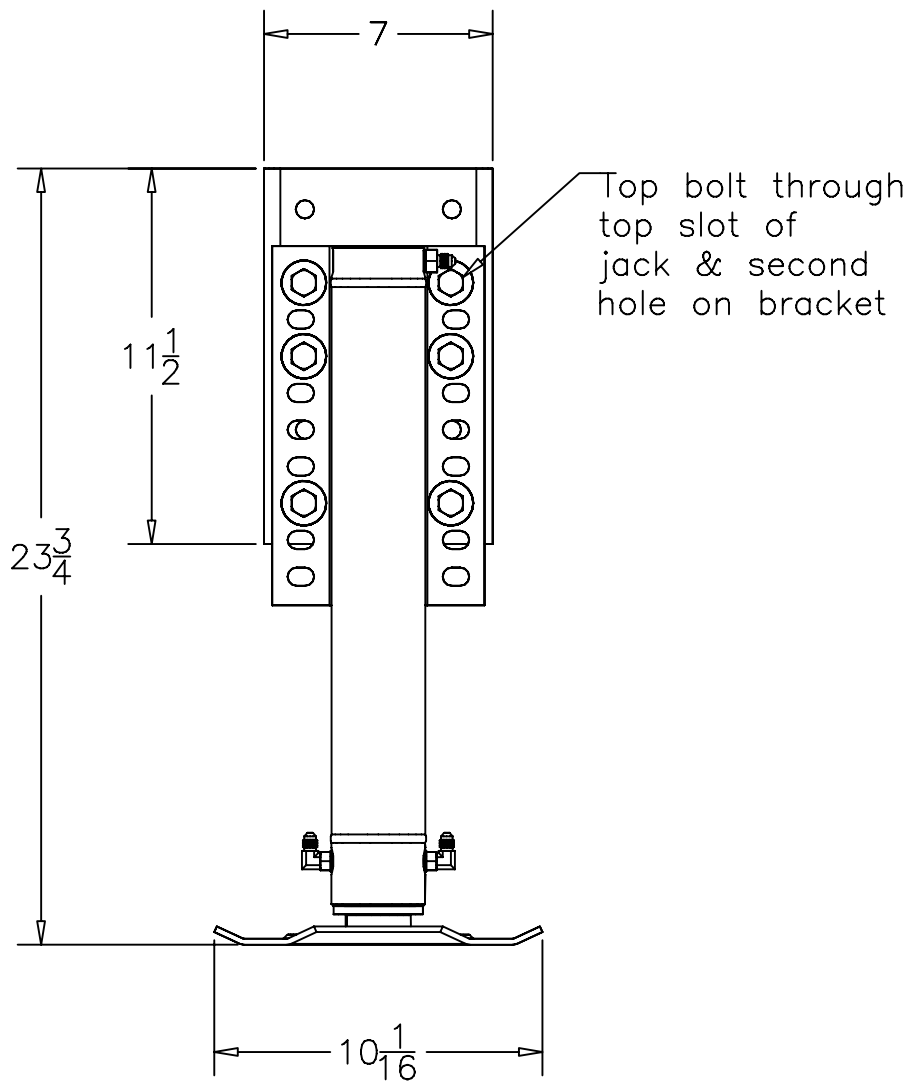
55169 COUNTY ROAD 3  
 ELKHART, IN 46515

#	REVISIONS	BY:	DATE:

UNLESS OTHERWISE SPECIFIED:  
 TOLERANCES:  
 .XXX ± 0.010  
 .XX ± 0.010  
 .X ± 0.030  
 ANG. ± 1/2"  
 REMOVE ALL BURRS AND SHARP EDGES .015 MAX

TITLE			USED ON:		
MH 16 SL LEG ASSEMBLY			NEWMAR		
SIZE	SCALE	MATERIAL	NOTED		
A	1:1	AS			
DRW BY:	DATE:	PART NAME:			
SJ	3/30/12	MH 16 SL LEG ASSEMBLY			
APP'D BY:	DATE:	PAGE:	DWG NO.:	REV:	
		2 OF 3	P7214/7761		

NOTICE - This drawing, including principles of design, is the property of Days Corporation, Elkhart, Indiana, with the agreement that it is not to be reproduced, copied, or loaned in any manner that may constitute a detriment directly or indirectly to Days Corporation. Acceptance of this will be construed as an agreement of the above.



*Equalizer*

55169 COUNTY ROAD 3  
ELKHART, IN 46515

#	REVISIONS	BY:	DATE:

UNLESS OTHERWISE SPECIFIED:  
TOLERANCES:  
.XXX ± 0.010  
.XX ± 0.010  
.X ± 0.030  
ANG. ± 1/2"  
REMOVE ALL BURRS AND SHARP EDGES .015 MAX

TITLE		USED ON:	
MH 16 SL LEG ASSEMBLY		NEWMAR	
SIZE	SCALE	MATERIAL	NOTED
A	1: 1	AS	
DRW BY:	DATE:	PART NAME:	
SJ	3/30/12	MH 16 SL LEG ASSEMBLY	
APP'D BY:	DATE:	PAGE:	DWG NO.:
—	—	3 OF 3	P7214/7761
			REV:
			—

NOTICE - This drawing, including principles of design, is the property of Days Corporation, Elkhart, Indiana, with the agreement that it is not to be reproduced, copied, or loaned in any manner that may constitute a detriment directly or indirectly to Days Corporation. Acceptance of this will be construed as an agreement of the above.

7636 PARTS LIST (ONE JACK)

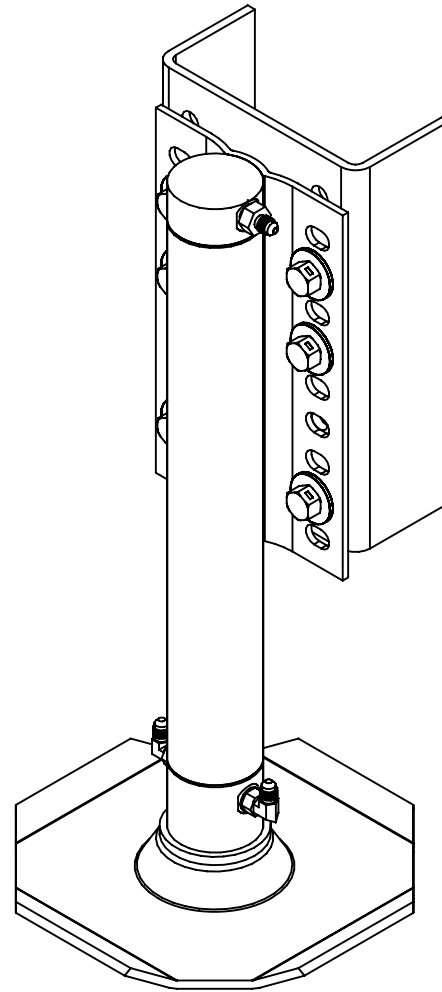
PART#	DESCRIPTION	QUAN
1383	SCREW-3/4-10 X 1 1/4 FHSCS Z	1
1683	FOOT-SL 10 X 10	1
1800	CUSHION-DAMPENING RING-SMALL/THICK	1
2943	CYLINDER-2 X 15 SL	1

7761A PARTS LIST (FOUR JACKS)

1124	FITTING-#4 JIC X #4 OR MALE 90	6
1201	WASHER-1/2 SAE FLAT ZINC	24
1403	FITTING-RESTRICTOR #6 X #4	4
1911DD	BOLT-1/2-13 X 1 1/2 HCS ZINC GR 5	24
3116	NUT-1/2-13 FLANGE-SERR	24

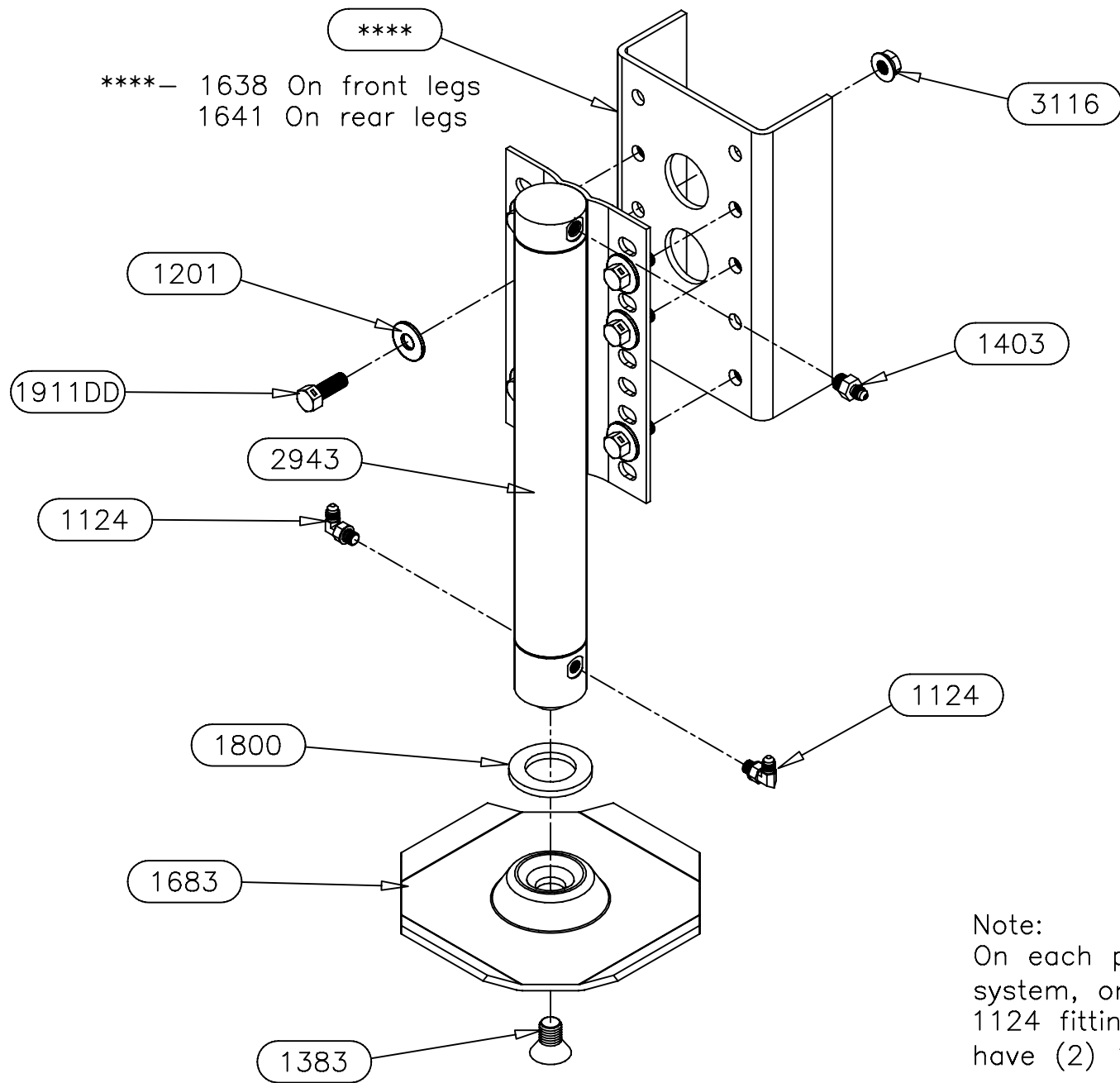
7761B PARTS LIST (FOUR JACKS)

1638	PLATE-LEG BOLT 3"	2
1641	PLATE-MH BOLT 2" 10 HOLE	2



**Warranty authorization must come directly from Equalizer Systems. (800) 846-9659.**

<b>Equalizer</b> 55169 COUNTY ROAD 3 ELKHART, IN 46515	#	REVISIONS	BY:	DATE:	UNLESS OTHERWISE SPECIFIED: TOLERANCES: .XXX ± 0.010 .XX ± 0.010 .X ± 0.030 ANG. ± 1/2" REMOVE ALL BURRS AND SHARP EDGES .015 MAX	TITLE	USED ON:
	A	Updated hardware	SJ	4/6/12		MH 15 SL LEG ASSEMBLY	NEWMAR
NOTICE - This drawing, including principles of design, is the property of Days Corporation, Elkhart, Indiana, with the agreement that it is not to be reproduced, copied, or loaned in any manner that may constitute a detriment directly or indirectly to Days Corporation. Acceptance of this will be construed as an agreement of the above.	B	Added dimensions	SJ	2/6/13	DRW BY: SJ DATE: 5/3/11 APP'D BY: - DATE: -	SIZE SCALE MATERIAL A 1:1 AS	PART NAME: MH 15 SL LEG ASSEMBLY
						PAGE: 1 OF 3 DWG NO.: P7636/7761 REV: B	



Note:  
On each pair of jacks in this system, one jack will have (1) 1124 fitting and the other will have (2) 1124 fittings.

*Equalizer*

55169 COUNTY ROAD 3  
ELKHART, IN 46515

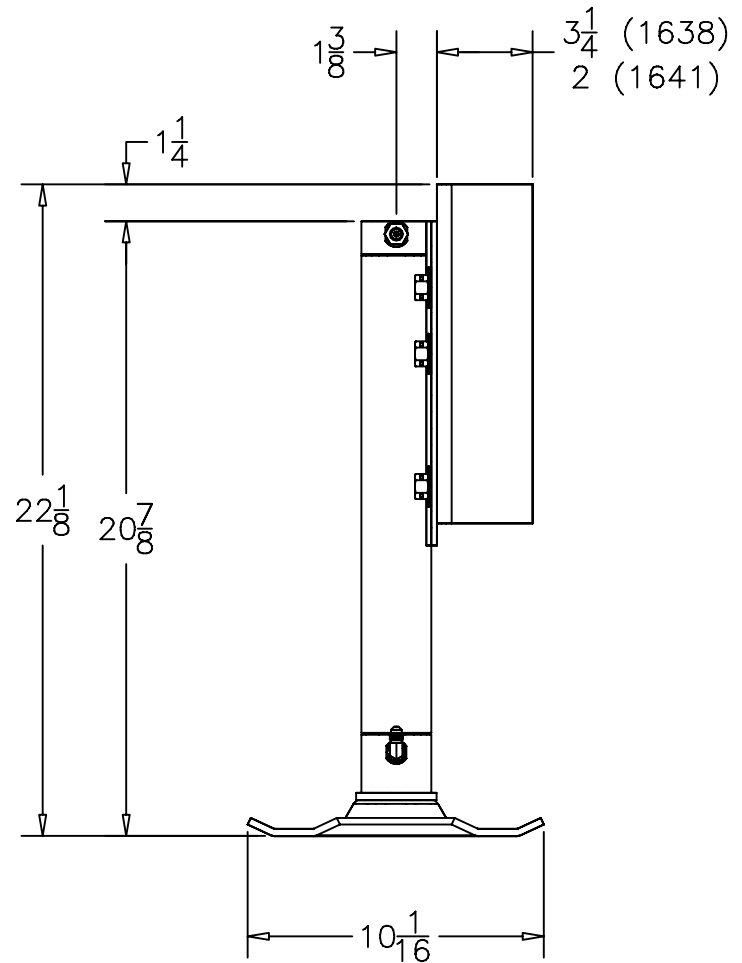
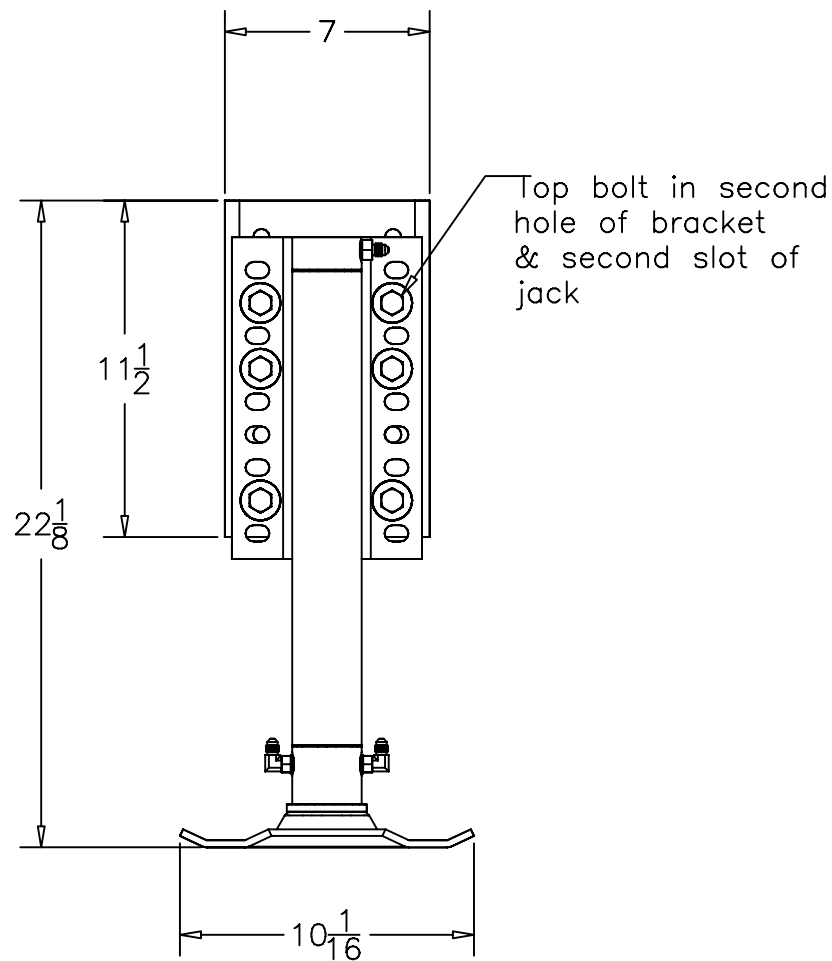
#	REVISIONS	BY:	DATE:
A	Updated hardware	SJ	4/6/12
B	Added dimensions	SJ	2/6/13

UNLESS OTHERWISE SPECIFIED:  
TOLERANCES:  
.XXX ± 0.010  
.XX ± 0.010  
.X ± 0.030  
ANG. ± 1/2"  
REMOVE ALL BURRS AND SHARP EDGES .015 MAX

TITLE			USED ON:		
MH 15 SL LEG ASSEMBLY			NEWMAR		
SIZE	SCALE	MATERIAL	NOTED		
A	1:1	AS			
DRW BY:	DATE:	PART NAME:			
SJ	5/3/11	MH 15 SL LEG ASSEMBLY			
APP'D BY:	DATE:	PAGE:	DWG NO.:	REV:	
		2 OF 3	P7636/7761	B	

NOTICE - This drawing, including principles of design, is the property of Days Corporation, Elkhart, Indiana, with the agreement that it is not to be reproduced, copied, or loaned in any manner that may constitute a detriment directly or indirectly to Days Corporation. Acceptance of this will be construed as an agreement of the above.





*Equalizer*

55169 COUNTY ROAD 3  
ELKHART, IN 46515

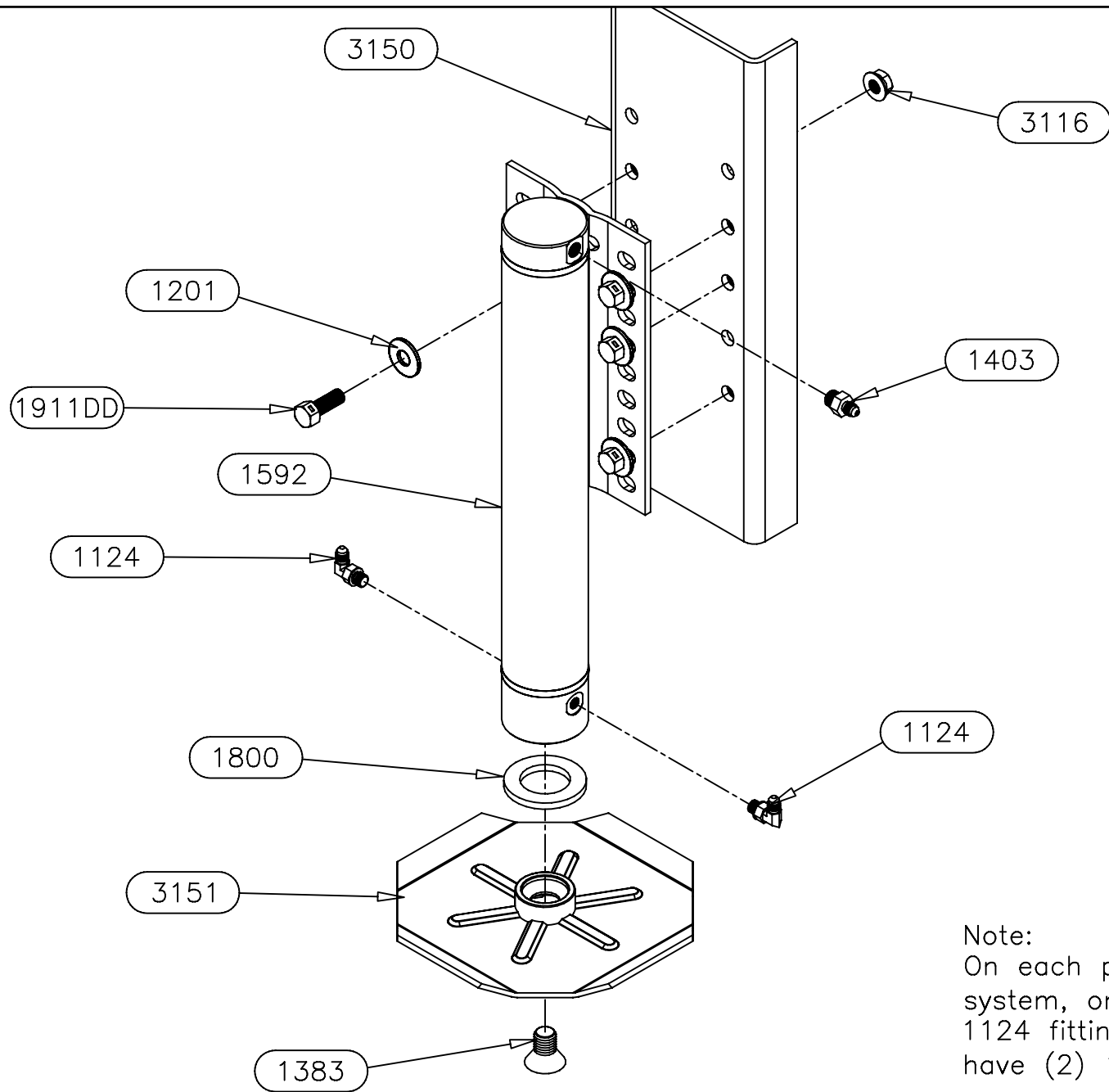
#	REVISIONS	BY:	DATE:
A	Updated hardware	SJ	4/6/12
B	Added dimensions	SJ	2/6/13

UNLESS OTHERWISE SPECIFIED:  
TOLERANCES:  
.XXX ± 0.010  
.XX ± 0.010  
.X ± 0.030  
ANG. ± 1/2"  
REMOVE ALL BURRS AND SHARP EDGES .015 MAX

TITLE		USED ON:	
MH 15 SL LEG ASSEMBLY		NEWMAR	
SIZE	SCALE	MATERIAL	
A	1:1	AS NOTED	
DRW BY:	DATE:	PART NAME:	
SJ	5/3/11	MH 15 SL LEG ASSEMBLY	
APP'D BY:	DATE:	PAGE:	DWG NO.:
-	-	3 OF 3	P7636/7761
			REV: B

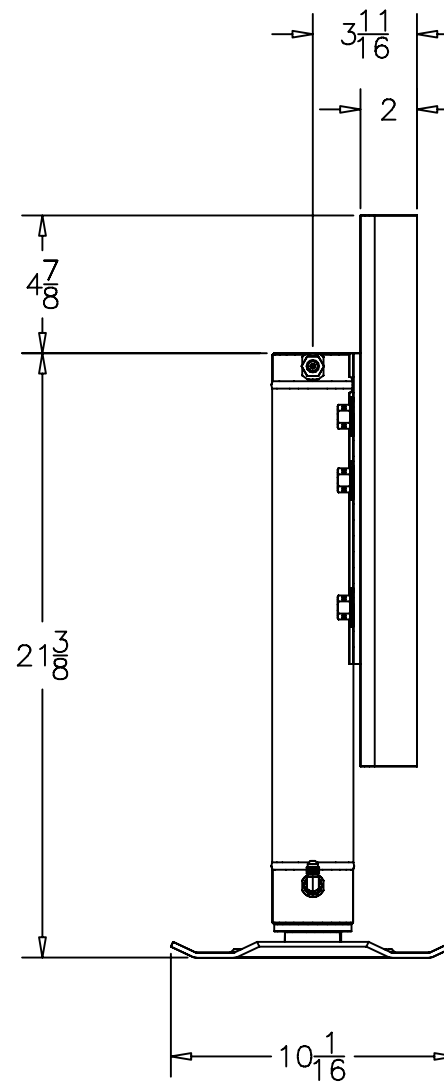
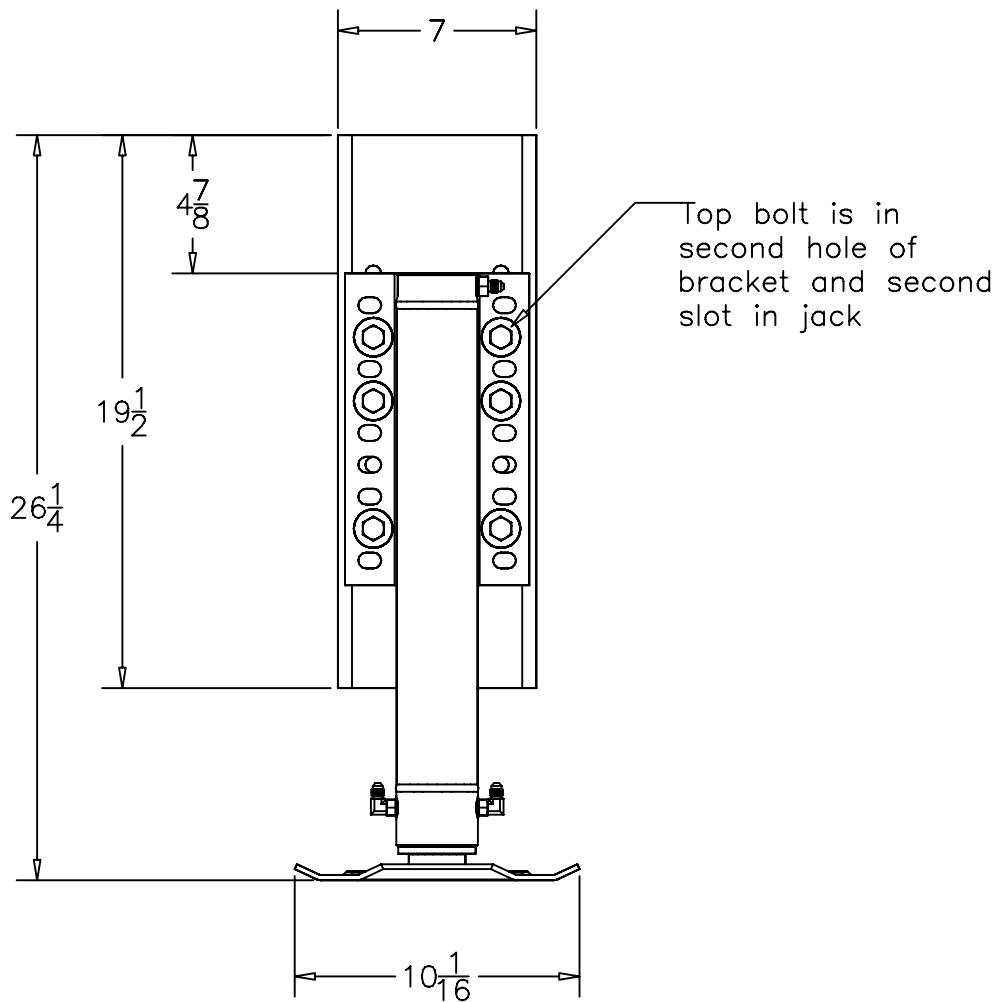
NOTICE - This drawing, including principles of design, is the property of Days Corporation, Elkhart, Indiana, with the agreement that it is not to be reproduced, copied, or loaned in any manner that may constitute a detriment directly or indirectly to Days Corporation. Acceptance of this will be construed as an agreement of the above.





Note:  
 On each pair of jacks in this system, one jack will have (1) 1124 fitting and the other will have (2) 1124 fittings.

<i>Equalizer</i>	55169 COUNTY ROAD 3 ELKHART, IN 46515	#	REVISIONS	BY:	DATE:	UNLESS OTHERWISE SPECIFIED: TOLERANCES: .XXX ± 0.010 .XX ± 0.010 .X ± 0.030 ANG. ± 1/2" REMOVE ALL BURRS AND SHARP EDGES .015 MAX	TITLE	USED ON:			
							MH 16 SL LEG ASSEMBLY	NEWMAR DIESEL			
NOTICE - This drawing, including principles of design, is the property of Days Corporation, Elkhart, Indiana, with the agreement that it is not to be reproduced, copied, or loaned in any manner that may constitute a detriment directly or indirectly to Days Corporation. Acceptance of this will be construed as an agreement of the above.							SIZE	SCALE	MATERIAL	NOTED	
							A	1:1	AS		
							DRW BY:	DATE:	PART NAME:		
							SJ	2/4/13	MH 16 SL LEG ASSEMBLY		
							APP'D BY:	DATE:	PAGE:	DWG NO.:	REV:
							-	-	2 OF 3	P7835/7836	-



*Equalizer*

55169 COUNTY ROAD 3  
ELKHART, IN 46515

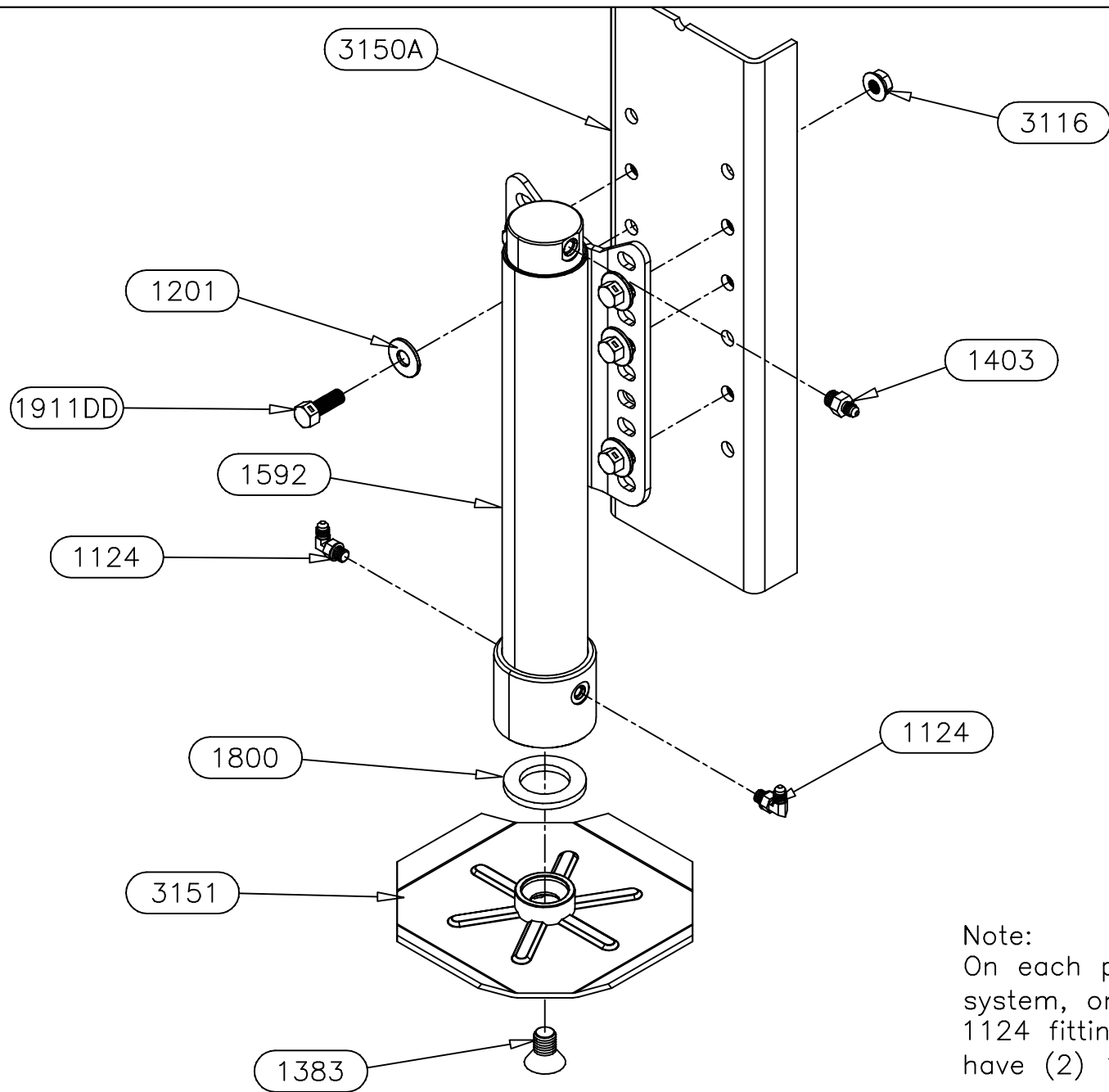
#	REVISIONS	BY:	DATE:

UNLESS OTHERWISE SPECIFIED:  
TOLERANCES:  
.XXX ± 0.010  
.XX ± 0.010  
.X ± 0.030  
ANG. ± 1/2"  
REMOVE ALL BURRS AND SHARP EDGES .015 MAX

TITLE MH 16 SL LEG ASSEMBLY		USED ON: NEWMAR DIESEL	
SIZE A	SCALE 1:1	MATERIAL AS NOTED	
DRW BY: SJ	DATE: 2/4/13	PART NAME: MH 16 SL LEG ASSEMBLY	
APP'D BY -	DATE: -	PAGE: 3 OF 3	DWG NO.: P7835/7836
		REV:	-

NOTICE - This drawing, including principles of design, is the property of Days Corporation, Elkhart, Indiana, with the agreement that it is not to be reproduced, copied, or loaned in any manner that may constitute a detriment directly or indirectly to Days Corporation. Acceptance of this will be construed as an agreement of the above.





Note:  
 On each pair of jacks in this system, one jack will have (1) 1124 fitting and the other will have (2) 1124 fittings.

*Equalizer*

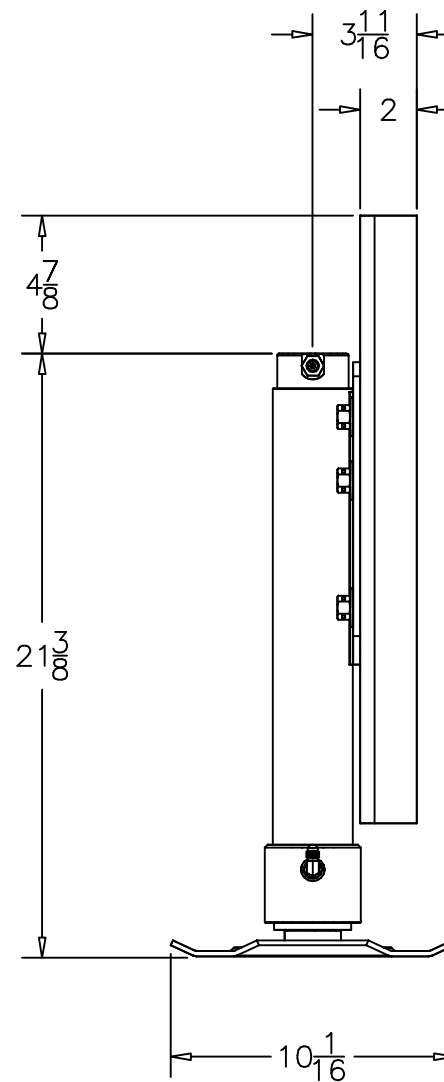
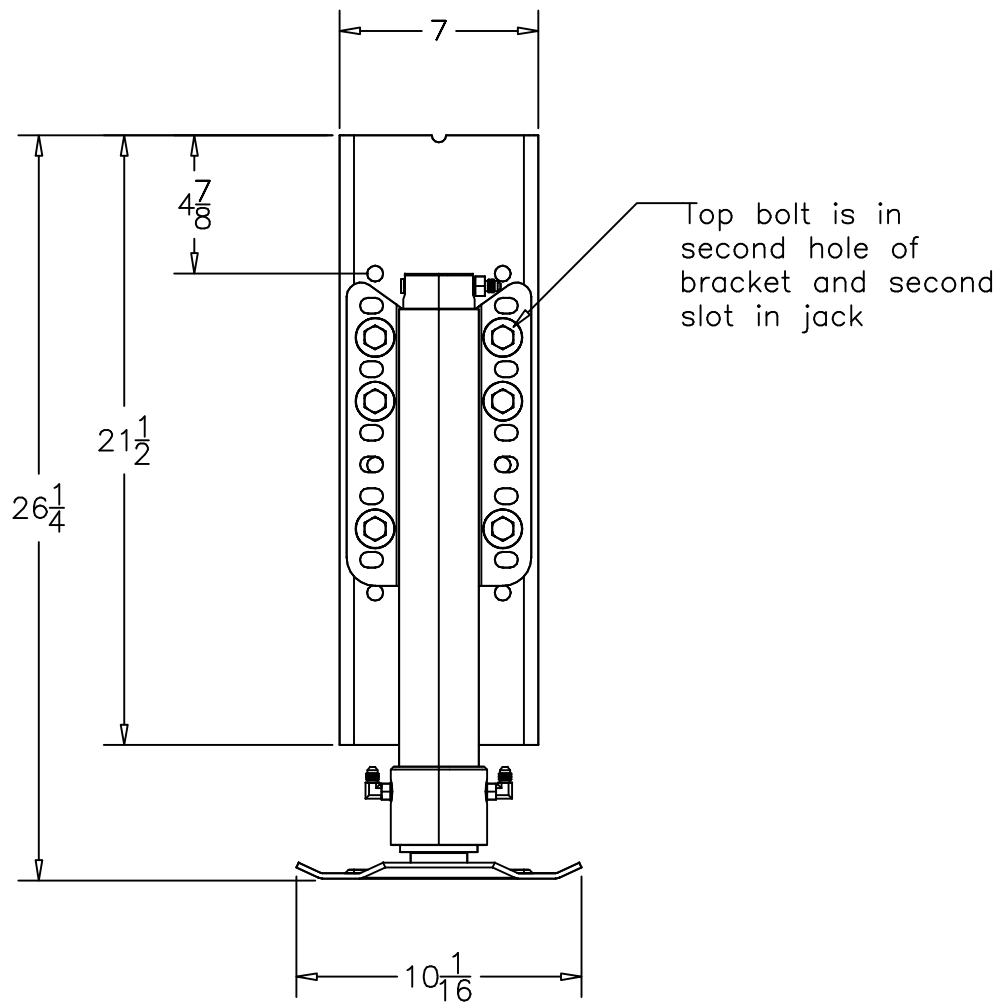
55169 COUNTY ROAD 3  
 ELKHART, IN 46515

#	REVISIONS	BY:	DATE:

UNLESS OTHERWISE SPECIFIED:  
 TOLERANCES:  
 .XXX ± 0.010  
 .XX ± 0.010  
 .X ± 0.030  
 ANG. ± 1/2"  
 REMOVE ALL BURRS AND SHARP EDGES .015 MAX

TITLE			USED ON:		
MH 16 SL LEG ASSEMBLY			NEWMAR DIESEL		
SIZE	SCALE	MATERIAL	NOTED		
A	1:1	AS			
DRW BY:	DATE:	PART NAME:			
SJ	2/11/19	MH 16 SL LEG ASSEMBLY			
APP'D BY:	DATE:	PAGE:	DWG NO.:	REV:	
		2 OF 3	P7835A/7836		

NOTICE - This drawing, including principles of design, is the property of Days Corporation, Elkhart, Indiana, with the agreement that it is not to be reproduced, copied, or loaned in any manner that may constitute a detriment directly or indirectly to Days Corporation. Acceptance of this will be construed as an agreement of the above.



*Equalizer*

55169 COUNTY ROAD 3  
ELKHART, IN 46515

#	REVISIONS	BY:	DATE:

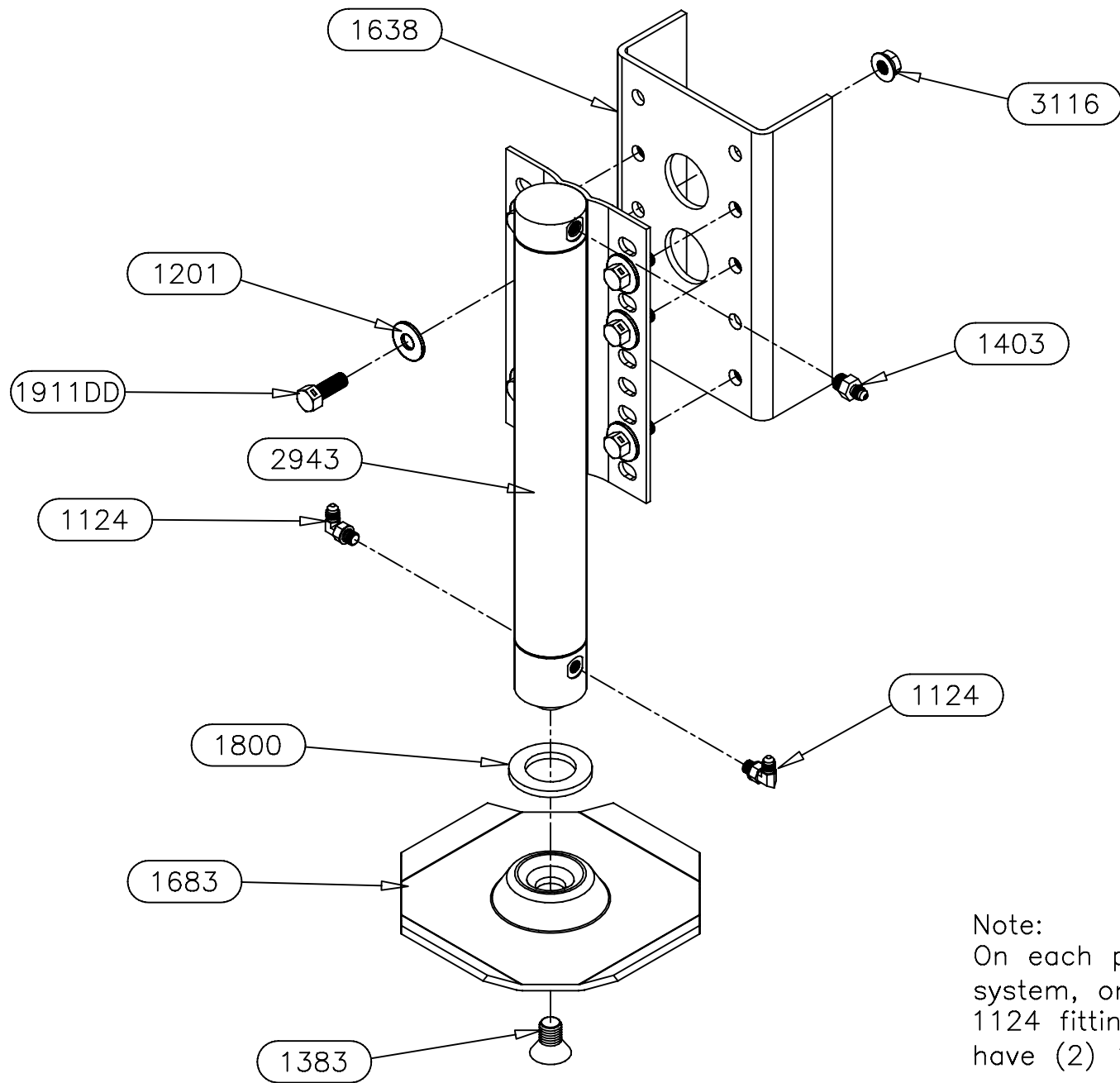
UNLESS OTHERWISE SPECIFIED:  
TOLERANCES:  
.XXX ± 0.010  
.XX ± 0.010  
.X ± 0.030  
ANG. ± 1/2"  
REMOVE ALL BURRS AND SHARP EDGES .015 MAX

TITLE MH 16 SL LEG ASSEMBLY		USED ON: NEWMAR DIESEL	
SIZE A	SCALE 1:1	MATERIAL AS NOTED	
DRW BY: SJ	DATE: 2/11/19	PART NAME: MH 16 SL LEG ASSEMBLY	
APP'D BY: -	DATE: -	PAGE: 3 OF 3	DWG NO.: P7835A/7836
			REV: -

NOTICE - This drawing, including principles of design, is the property of Days Corporation, Elkhart, Indiana, with the agreement that it is not to be reproduced, copied, or loaned in any manner that may constitute a detriment directly or indirectly to Days Corporation. Acceptance of this will be construed as an agreement of the above.

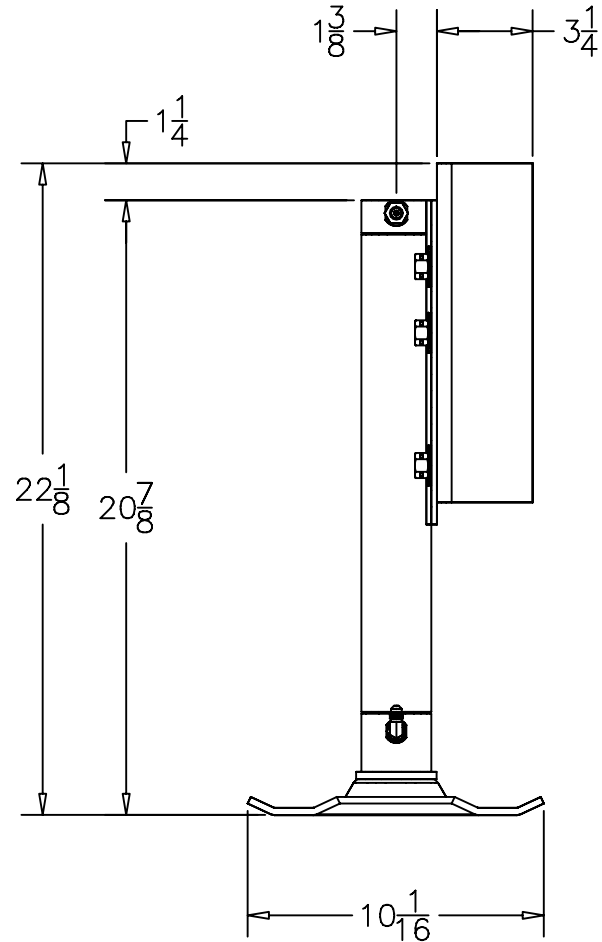
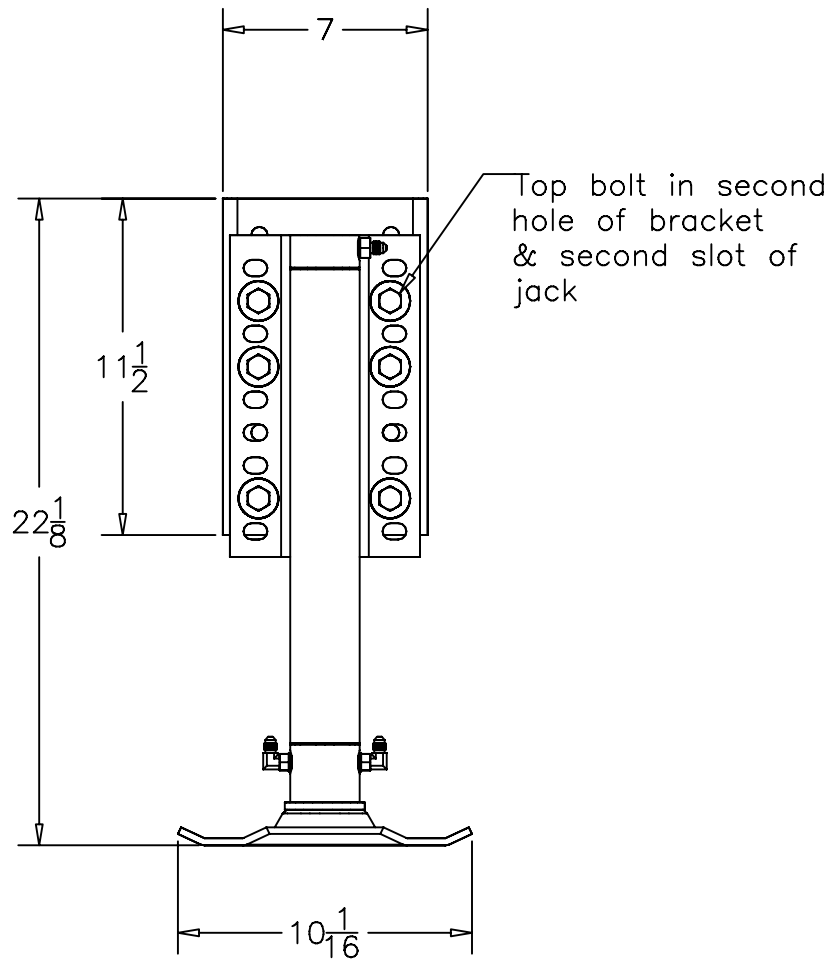






Note:  
 On each pair of jacks in this system, one jack will have (1) 1124 fitting and the other will have (2) 1124 fittings.

<i>Equalizer</i>	55169 COUNTY ROAD 3 ELKHART, IN 46515	#	REVISIONS	BY:	DATE:	UNLESS OTHERWISE SPECIFIED: TOLERANCES: .XXX ± 0.010 .XX ± 0.010 .X ± 0.030 ANG. ± 1/2"	TITLE MH 15 SL LEG ASSEMBLY	USED ON: NEWMAR		
						REMOVE ALL BURRS AND SHARP EDGES .015 MAX	SIZE SCALE MATERIAL A 1:1 AS	NOTED		
NOTICE - This drawing, including principles of design, is the property of Days Corporation, Elkhart, Indiana, with the agreement that it is not to be reproduced, copied, or loaned in any manner that may constitute a detriment directly or indirectly to Days Corporation. Acceptance of this will be construed as an agreement of the above.						DRW BY: SJ	DATE: 2/11/13	PART NAME: MH 15 SL LEG-3" BRACKET		
						APP'D BY: -	DATE: -	PAGE: 2 OF 3	DWG NO.: P7850/7836	REV: -



*Equalizer*

55169 COUNTY ROAD 3  
ELKHART, IN 46515

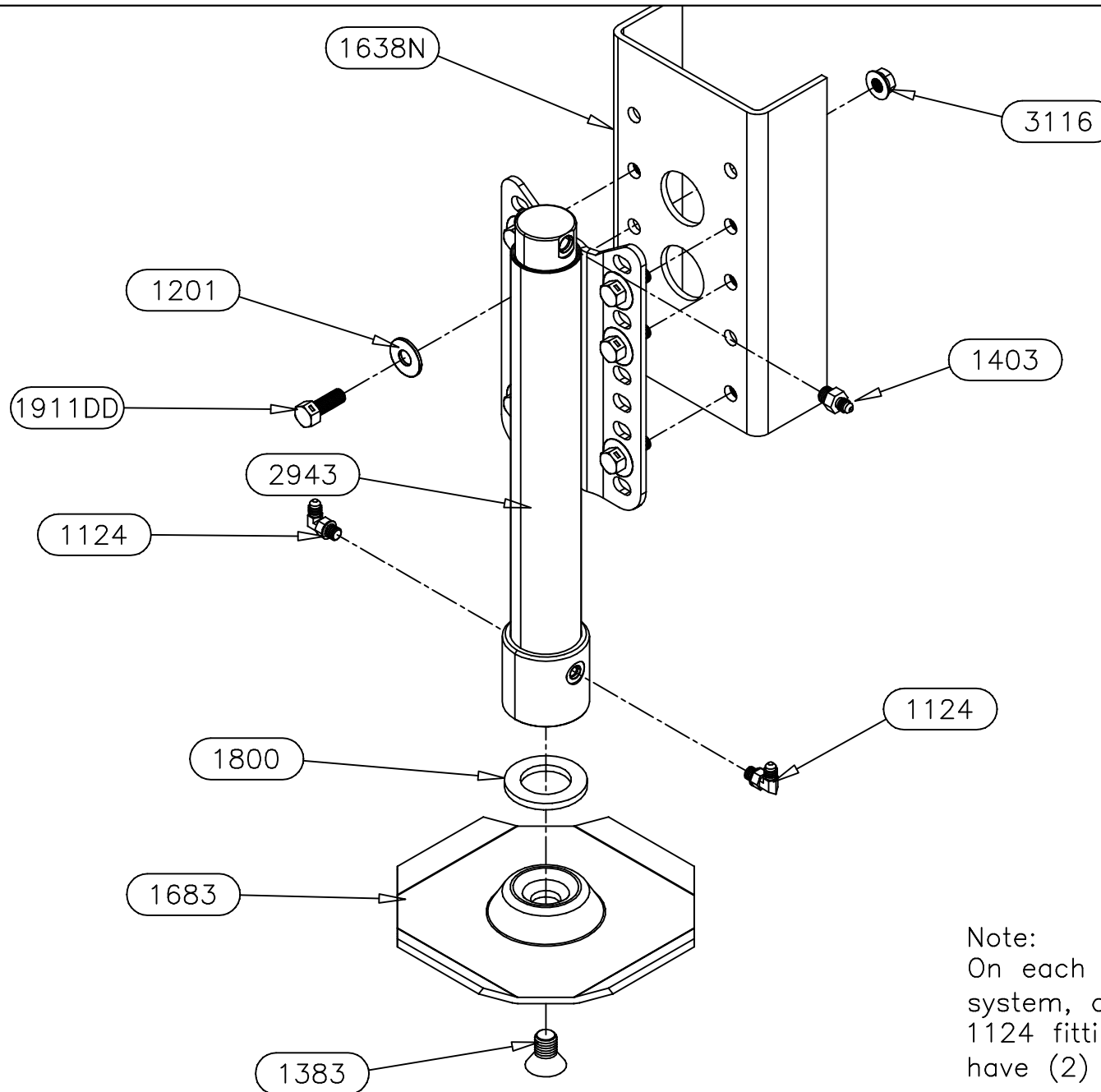
#	REVISIONS	BY:	DATE:

UNLESS OTHERWISE SPECIFIED:  
TOLERANCES:  
.XXX ± 0.010  
.XX ± 0.010  
.X ± 0.030  
ANG. ± 1/2"  
REMOVE ALL BURRS AND SHARP EDGES .015 MAX

TITLE MH 15 SL LEG ASSEMBLY		USED ON: NEWMAR	
SIZE A	SCALE 1:1	MATERIAL AS NOTED	
DRW BY: SJ	DATE: 2/11/13	PART NAME: MH 15 SL LEG-3" BRACKET	
APP'D BY: -	DATE: -	PAGE: 3 OF 3	DWG NO.: P7850/7836
		REV:	-

NOTICE - This drawing, including principles of design, is the property of Days Corporation, Elkhart, Indiana, with the agreement that it is not to be reproduced, copied, or loaned in any manner that may constitute a detriment directly or indirectly to Days Corporation. Acceptance of this will be construed as an agreement of the above.





Note:  
 On each pair of jacks in this system, one jack will have (1) 1124 fitting and the other will have (2) 1124 fittings.

*Equalizer*

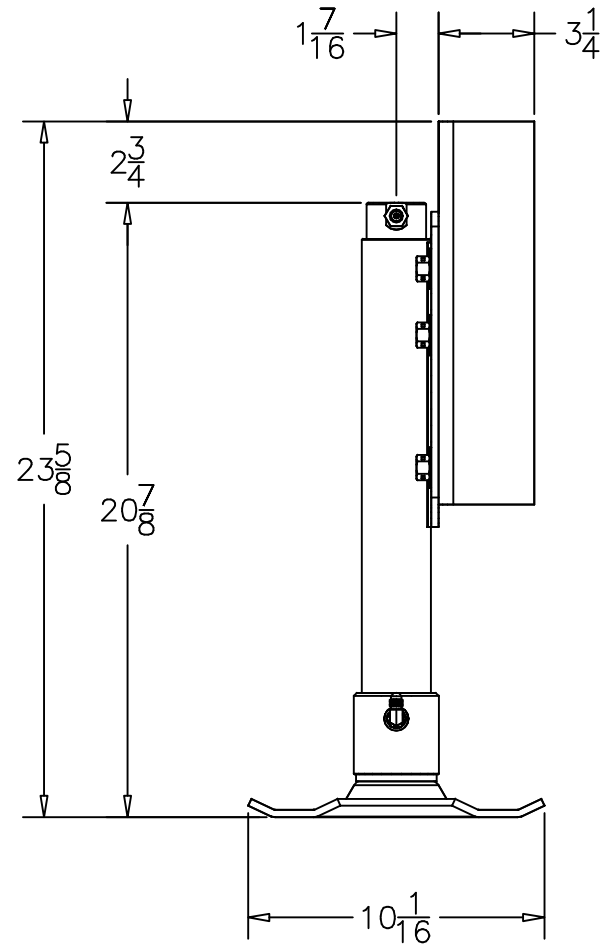
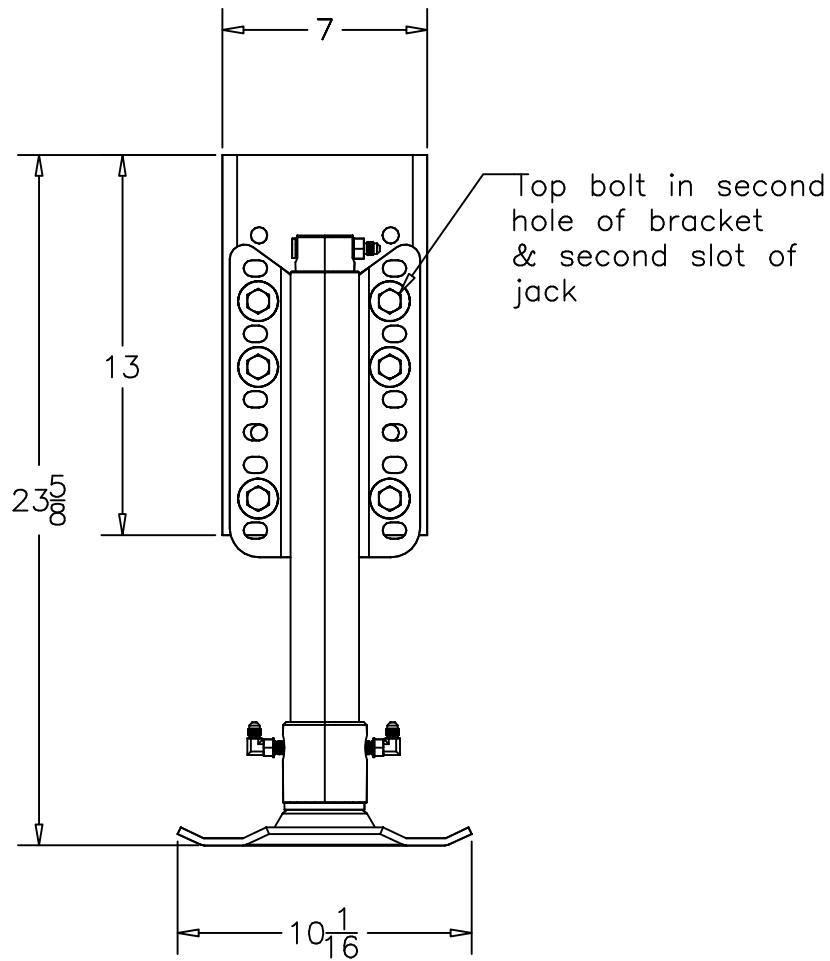
55169 COUNTY ROAD 3  
 ELKHART, IN 46515

#	REVISIONS	BY:	DATE:

UNLESS OTHERWISE SPECIFIED:  
 TOLERANCES:  
 .XXX ± 0.010  
 .XX ± 0.010  
 .X ± 0.030  
 ANG. ± 1/2"  
 REMOVE ALL BURRS AND SHARP EDGES .015 MAX

TITLE			USED ON:		
MH 15 SL LEG ASSEMBLY			NEWMAR		
SIZE	SCALE	MATERIAL	NOTED		
A	1:1	AS			
DRW BY:	DATE:	PART NAME:			
SJ	2/19/19	MH 15 SL LEG-3" BRACKET			
APP'D BY:	DATE:	PAGE:	DWG NO.:	REV:	
		2 OF 3	P7850A/7836		

NOTICE - This drawing, including principles of design, is the property of Days Corporation, Elkhart, Indiana, with the agreement that it is not to be reproduced, copied, or loaned in any manner that may constitute a detriment directly or indirectly to Days Corporation. Acceptance of this will be construed as an agreement of the above.



*Equalizer*

55169 COUNTY ROAD 3  
ELKHART, IN 46515

#	REVISIONS	BY:	DATE:

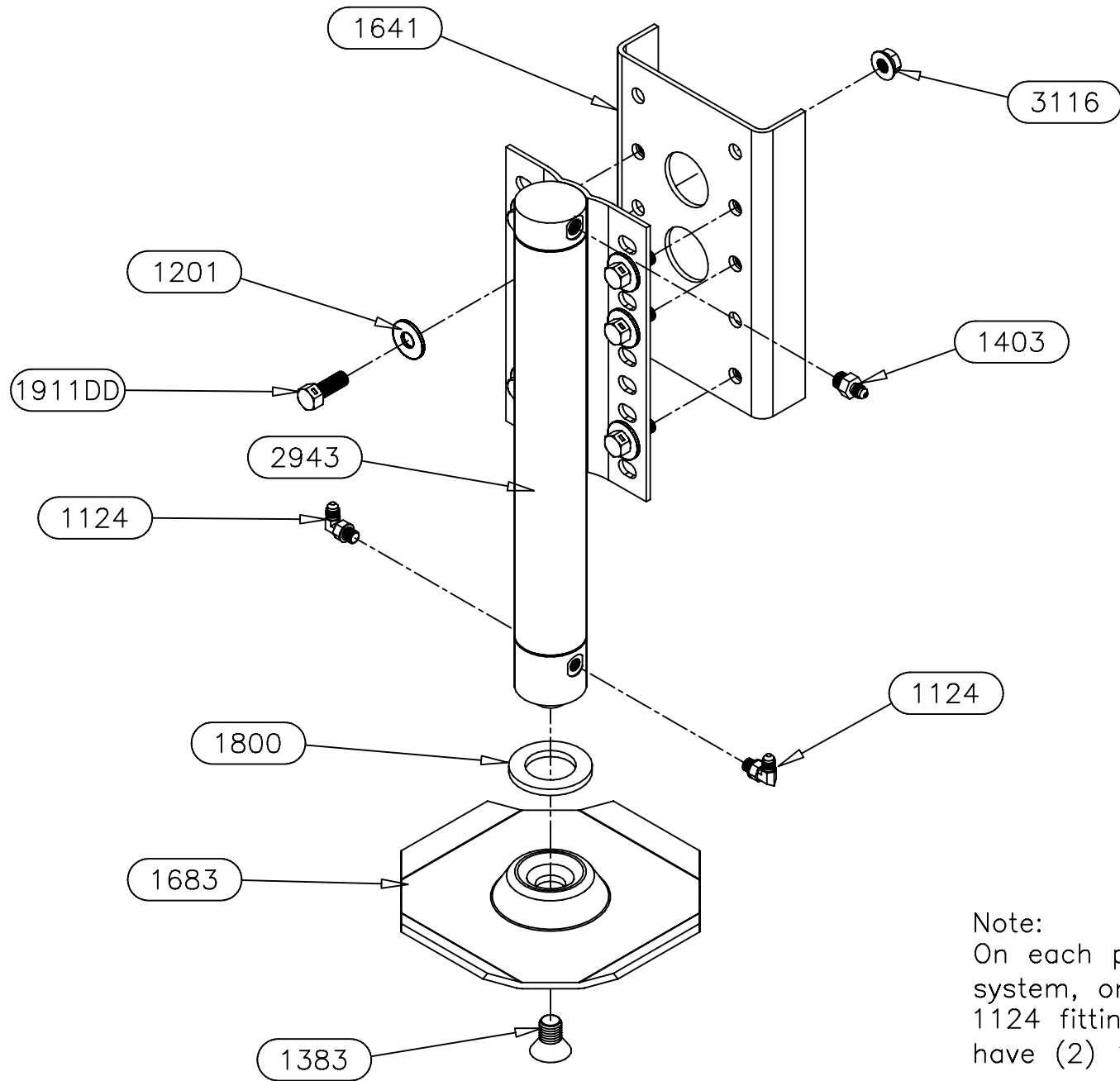
UNLESS OTHERWISE SPECIFIED:  
TOLERANCES:  
.XXX ± 0.010  
.XX ± 0.010  
.X ± 0.030  
ANG. ± 1/2"  
REMOVE ALL BURRS AND SHARP EDGES .015 MAX

TITLE  
MH 15 SL LEG ASSEMBLY  
SIZE SCALE MATERIAL  
A 1: 1 AS  
DRW BY: SJ  
DATE: 2/19/19  
APP'D BY: -  
DATE: -

USED ON:  
NEWMAR  
PART NAME:  
MH 15 SL LEG-3" BRACKET  
PAGE: 3 OF 3  
DWG NO.: P7850A/7836  
REV: -

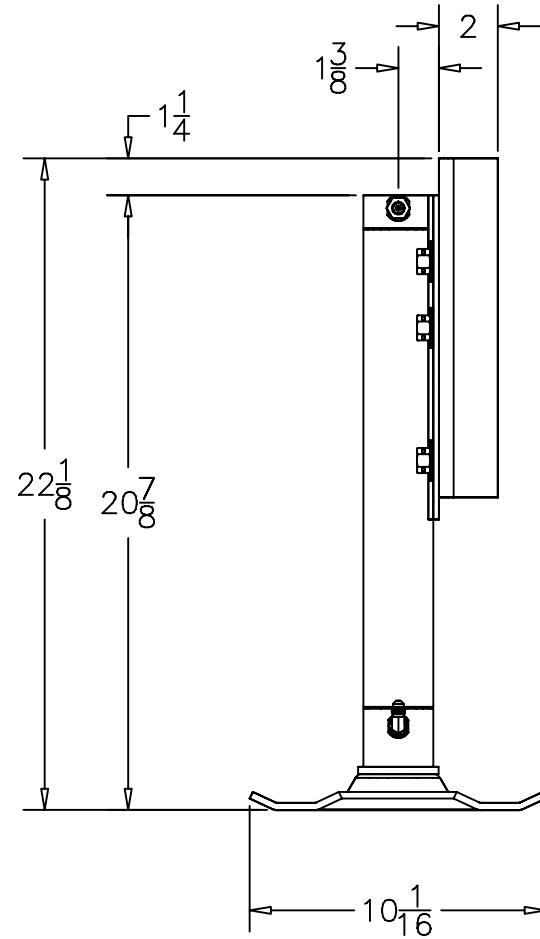
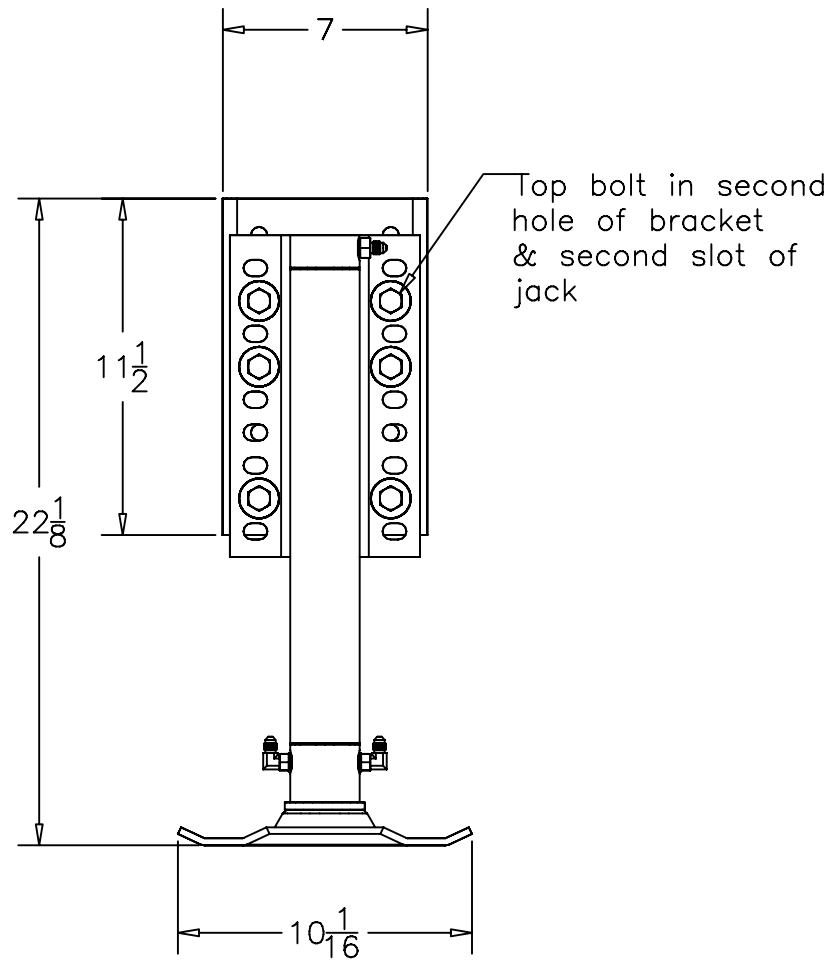
NOTICE - This drawing, including principles of design, is the property of Days Corporation, Elkhart, Indiana, with the agreement that it is not to be reproduced, copied, or loaned in any manner that may constitute a detriment directly or indirectly to Days Corporation. Acceptance of this will be construed as an agreement of the above.





Note:  
 On each pair of jacks in this system, one jack will have (1) 1124 fitting and the other will have (2) 1124 fittings.

<i>Equalizer</i>	55169 COUNTY ROAD 3 ELKHART, IN 46515	#	REVISIONS	BY:	DATE:	UNLESS OTHERWISE SPECIFIED:	TITLE	USED ON:
						.XXX ± 0.010 .XX ± 0.010 .X ± 0.030 ANG. ± 1/2"	MH 15 SL LEG ASSEMBLY	NEWMAR
NOTICE - This drawing, including principles of design, is the property of Days Corporation, Elkhart, Indiana, with the agreement that it is not to be reproduced, copied, or loaned in any manner that may constitute a detriment directly or indirectly to Days Corporation. Acceptance of this will be construed as an agreement of the above.						REMOVE ALL BURRS AND SHARP EDGES .015 MAX	SIZE SCALE MATERIAL	NOTED
							A 1: 1 AS	
							DRW BY: DATE:	PART NAME:
							SJ 2/11/13	MH 15 SL LEG-2" BRACKET
							APP'D BY: DATE:	PAGE: DWG NO.: REV:
							- -	2 OF 3 P7851/7836 -



*Equalizer*

55169 COUNTY ROAD 3  
ELKHART, IN 46515

#	REVISIONS	BY:	DATE:

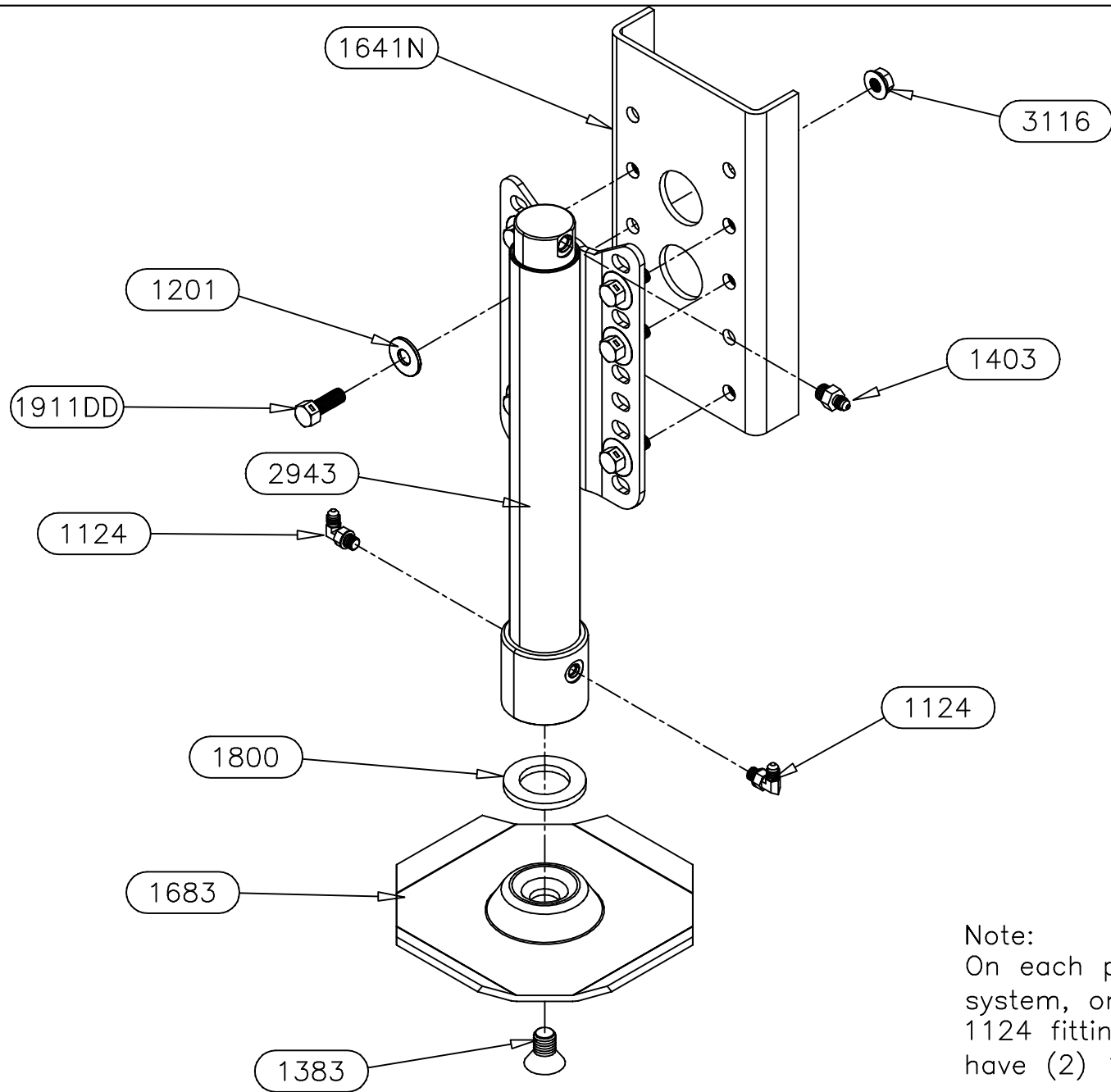
UNLESS OTHERWISE SPECIFIED:  
TOLERANCES:  
.XXX ± 0.010  
.XX ± 0.010  
.X ± 0.030  
ANG. ± 1/2"  
REMOVE ALL BURRS AND SHARP EDGES .015 MAX

TITLE		USED ON:	
MH 15 SL LEG ASSEMBLY		NEWMAR	
SIZE	SCALE	MATERIAL	
A	1:1	AS NOTED	
DRW BY:	DATE:	PART NAME:	
SJ	2/11/13	MH 15 SL LEG-2" BRACKET	
APP'D BY	DATE:	PAGE:	DWG NO.:
-	-	3 OF 3	P7851/7836
			REV:
			-

NOTICE - This drawing, including principles of design, is the property of Days Corporation, Elkhart, Indiana, with the agreement that it is not to be reproduced, copied, or loaned in any manner that may constitute a detriment directly or indirectly to Days Corporation. Acceptance of this will be construed as an agreement of the above.







Note:  
 On each pair of jacks in this system, one jack will have (1) 1124 fitting and the other will have (2) 1124 fittings.

*Equalizer*

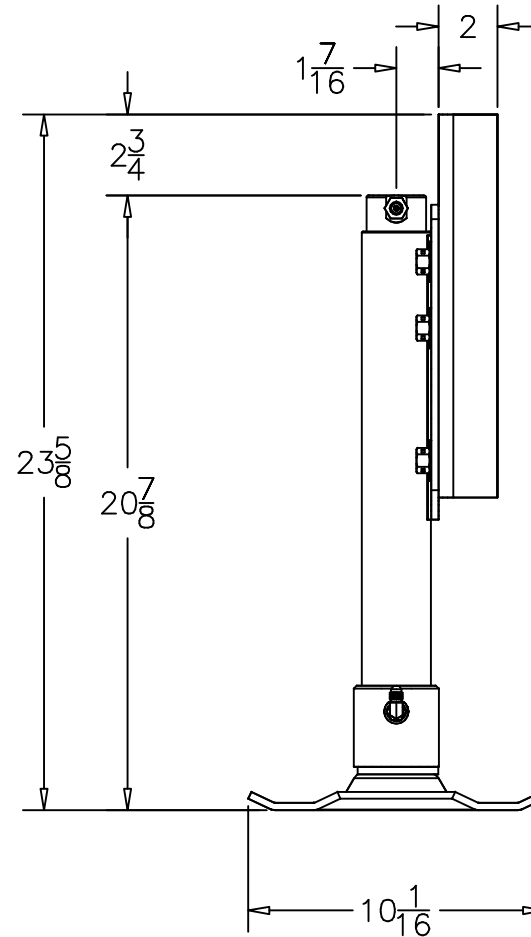
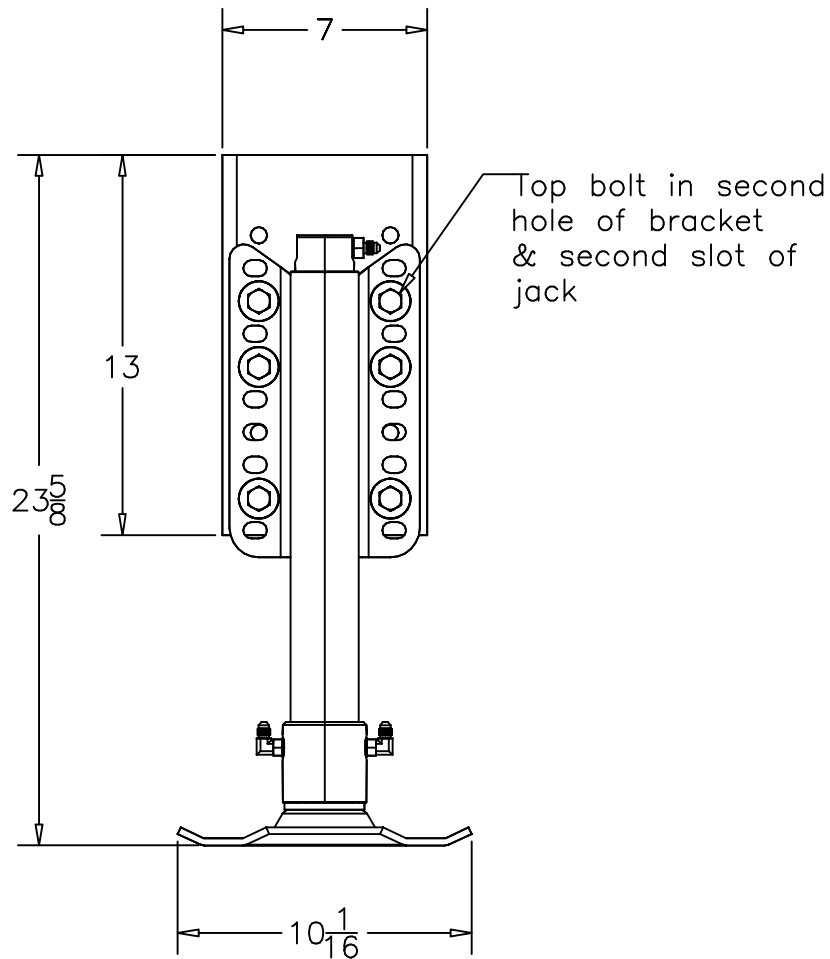
55169 COUNTY ROAD 3  
 ELKHART, IN 46515

#	REVISIONS	BY:	DATE:

UNLESS OTHERWISE SPECIFIED:  
 TOLERANCES:  
 .XXX ± 0.010  
 .XX ± 0.010  
 .X ± 0.030  
 ANG. ± 1/2"  
 REMOVE ALL BURRS AND SHARP EDGES .015 MAX

TITLE			USED ON:		
MH 15 SL LEG ASSEMBLY			NEWMAR		
SIZE	SCALE	MATERIAL	NOTED		
A	1:1	AS			
DRW BY:	DATE:	PART NAME:			
SJ	2/19/19	MH 15 SL LEG-2" BRACKET			
APP'D BY:	DATE:	PAGE:	DWG NO.:	REV:	
		2 OF 3	P7851A/7836		

NOTICE - This drawing, including principles of design, is the property of Days Corporation, Elkhart, Indiana, with the agreement that it is not to be reproduced, copied, or loaned in any manner that may constitute a detriment directly or indirectly to Days Corporation. Acceptance of this will be construed as an agreement of the above.



*Equalizer*

55169 COUNTY ROAD 3  
ELKHART, IN 46515

#	REVISIONS	BY:	DATE:

UNLESS OTHERWISE SPECIFIED:  
TOLERANCES:  
.XXX ± 0.010  
.XX ± 0.010  
.X ± 0.030  
ANG. ± 1/2"  
REMOVE ALL BURRS AND SHARP EDGES .015 MAX

TITLE		USED ON:	
MH 15 SL LEG ASSEMBLY		NEWMAR	
SIZE	SCALE	MATERIAL	
A	1:1	AS NOTED	
DRW BY:	DATE:	PART NAME:	
SJ	2/19/19	MH 15 SL LEG-2" BRACKET	
APP'D BY:	DATE:	PAGE:	DWG NO.:
-	-	3 OF 3	P7851A/7836
			REV:
			-

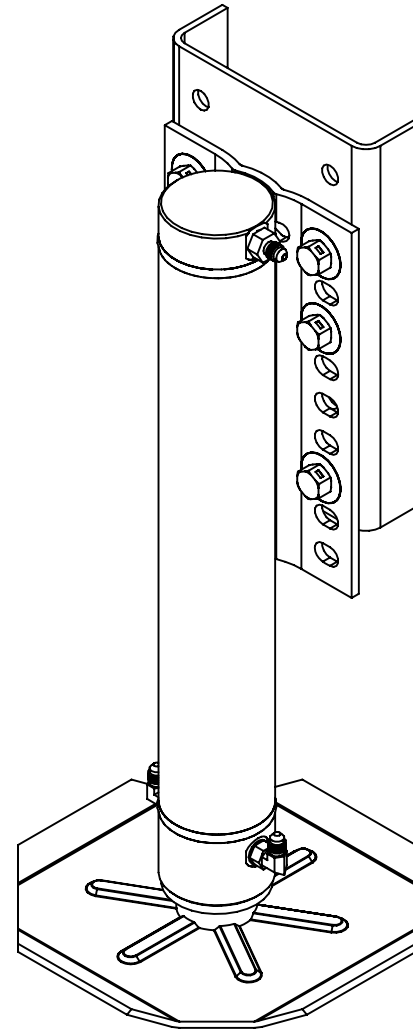
NOTICE - This drawing, including principles of design, is the property of Days Corporation, Elkhart, Indiana, with the agreement that it is not to be reproduced, copied, or loaned in any manner that may constitute a detriment directly or indirectly to Days Corporation. Acceptance of this will be construed as an agreement of the above.

7852 PARTS LIST (ONE JACK)

PART#	DESCRIPTION	QUAN
1201	WASHER-1/2 SAE FLAT ZINC	6
1383	SCREW-3/4-10 X 1 1/4 FHSCS Z	1
1592	CYLINDER-2 1/2 X 16 SL	1
1641	PLATE-MH BOLT 2" 10 HOLE	1
1800	CUSHION-DAMPENING RING-SMALL/THICK	1
1911DD	BOLT-1/2-13 X 1 1/2 HCS ZINC GR 5	6
3116	NUT-1/2-13 FLANGE-SERR	6
3151	FOOT-SL 10" OCT W/COLLAR	1

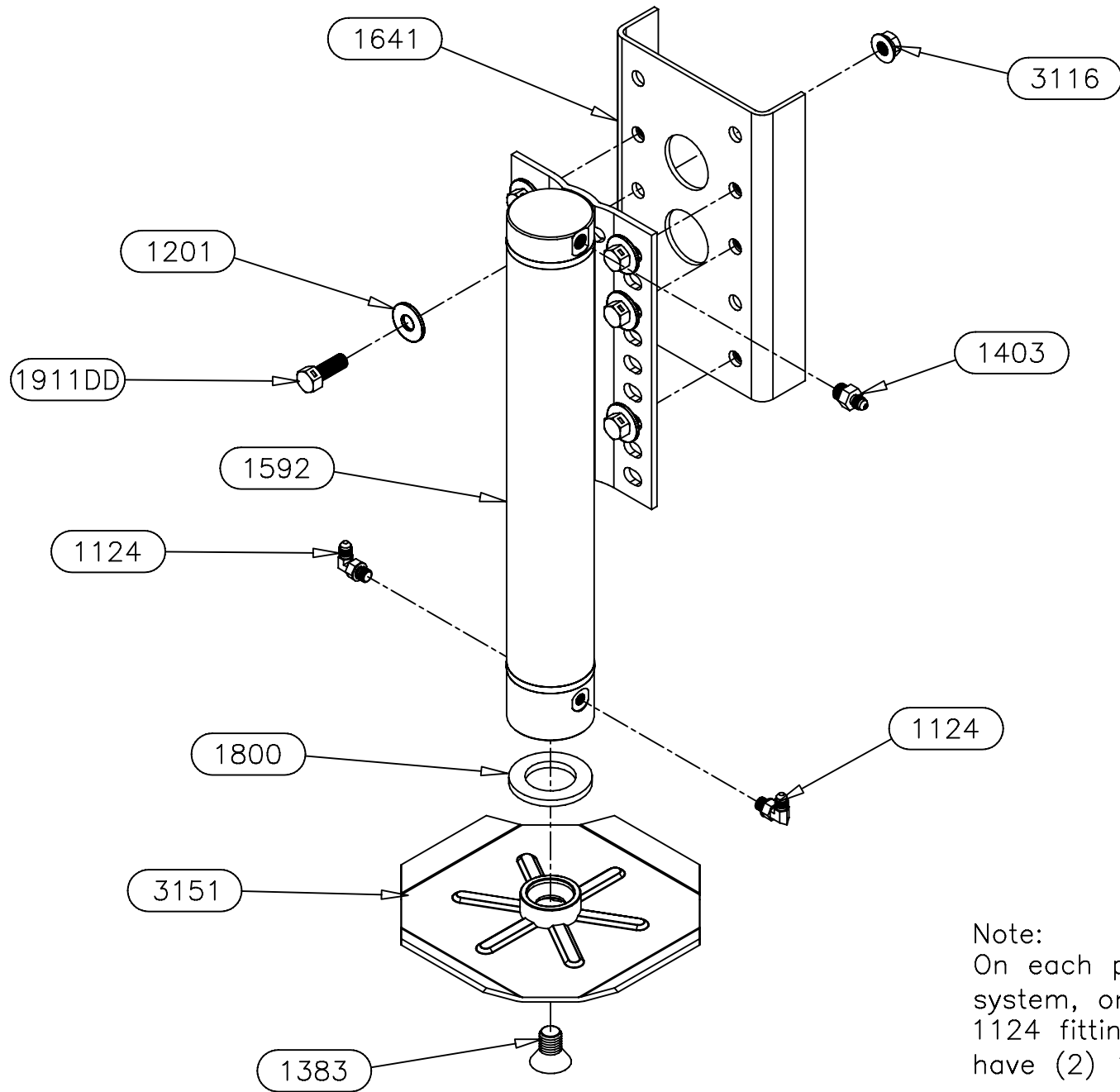
7836 FITTING KIT (FOUR JACKS)

1124	FITTING-#4 JIC X #4 OR MALE 90	6
1403	FITTING-RESTRICTOR #6 X #4	4



**Warranty authorization must come directly from Equalizer Systems. (800) 846-9659.**

<b>Equalizer</b> 55169 COUNTY ROAD 3 ELKHART, IN 46515	#	REVISIONS	BY:	DATE:	UNLESS OTHERWISE SPECIFIED:	TITLE	USED ON:
					TOLERANCES: .XXX ± 0.010 .XX ± 0.010 .X ± 0.030 ANG. ± 1/2"	MH 16 SL LEG ASSEMBLY SIZE SCALE MATERIAL A 1:1 AS	NEWMAR NOTED
NOTICE - This drawing, including principles of design, is the property of Days Corporation, Elkhart, Indiana, with the agreement that it is not to be reproduced, copied, or loaned in any manner that may constitute a detriment directly or indirectly to Days Corporation. Acceptance of this will be construed as an agreement of the above.					REMOVE ALL BURRS AND SHARP EDGES .015 MAX	DRW BY: SJ DATE: 2/8/13	PART NAME: MH 16 SL LEG-2" BRACKET
						APP'D BY: - DATE: -	PAGE: 1 OF 3 DWG NO.: P7852/7836 REV: -



Note:  
 On each pair of jacks in this system, one jack will have (1) 1124 fitting and the other will have (2) 1124 fittings.

*Equalizer*

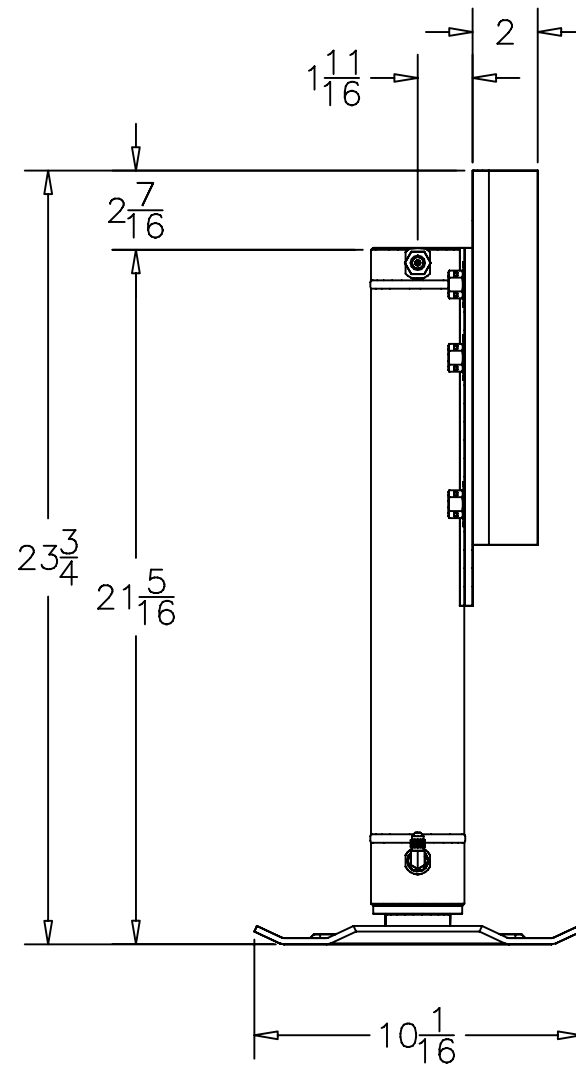
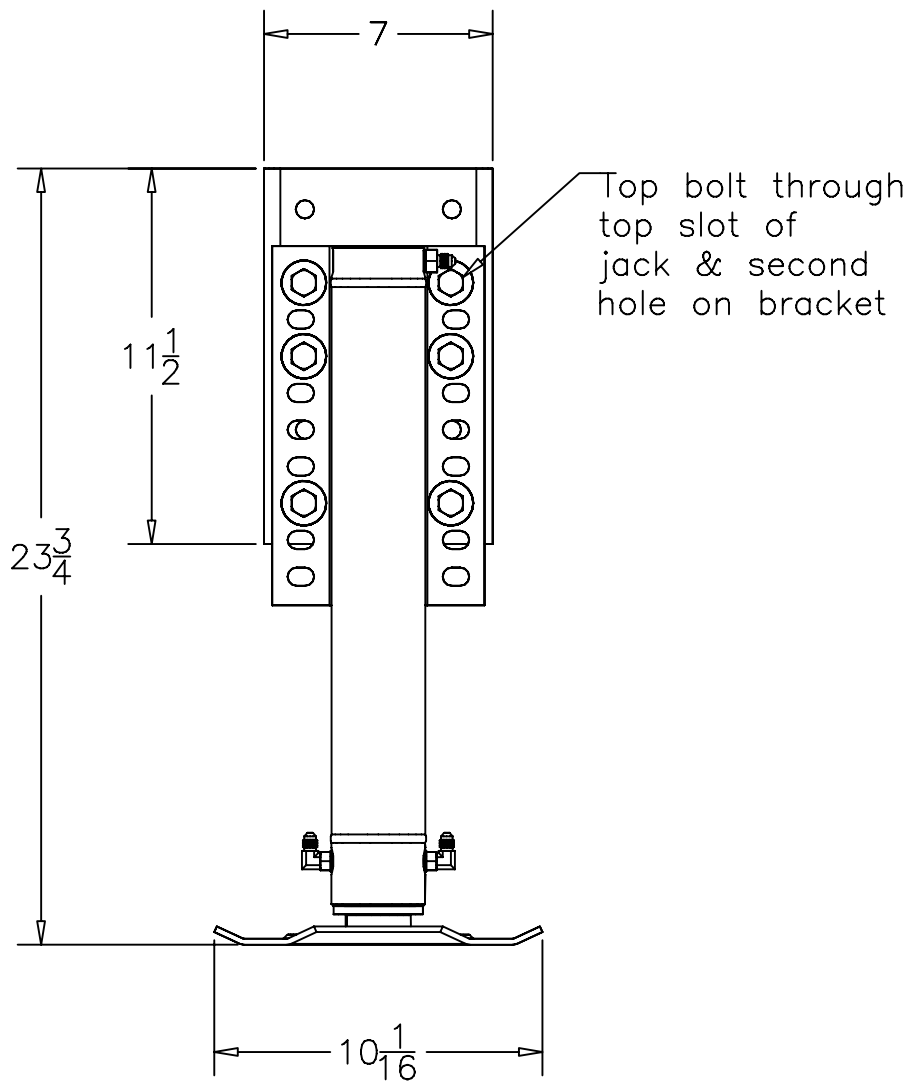
55169 COUNTY ROAD 3  
 ELKHART, IN 46515

#	REVISIONS	BY:	DATE:

UNLESS OTHERWISE SPECIFIED:  
 TOLERANCES:  
 .XXX ± 0.010  
 .XX ± 0.010  
 .X ± 0.030  
 ANG. ± 1/2"  
 REMOVE ALL BURRS AND SHARP EDGES .015 MAX

TITLE			USED ON:		
MH 16 SL LEG ASSEMBLY			NEWMAR		
SIZE	SCALE	MATERIAL	NOTED		
A	1:1	AS			
DRW BY:	DATE:	PART NAME:			
SJ	2/8/13	MH 16 SL LEG-2" BRACKET			
APP'D BY:	DATE:	PAGE:	DWG NO.:	REV:	
		2 OF 3	P7852/7836		

NOTICE - This drawing, including principles of design, is the property of Days Corporation, Elkhart, Indiana, with the agreement that it is not to be reproduced, copied, or loaned in any manner that may constitute a detriment directly or indirectly to Days Corporation. Acceptance of this will be construed as an agreement of the above.



*Equalizer*

55169 COUNTY ROAD 3  
ELKHART, IN 46515

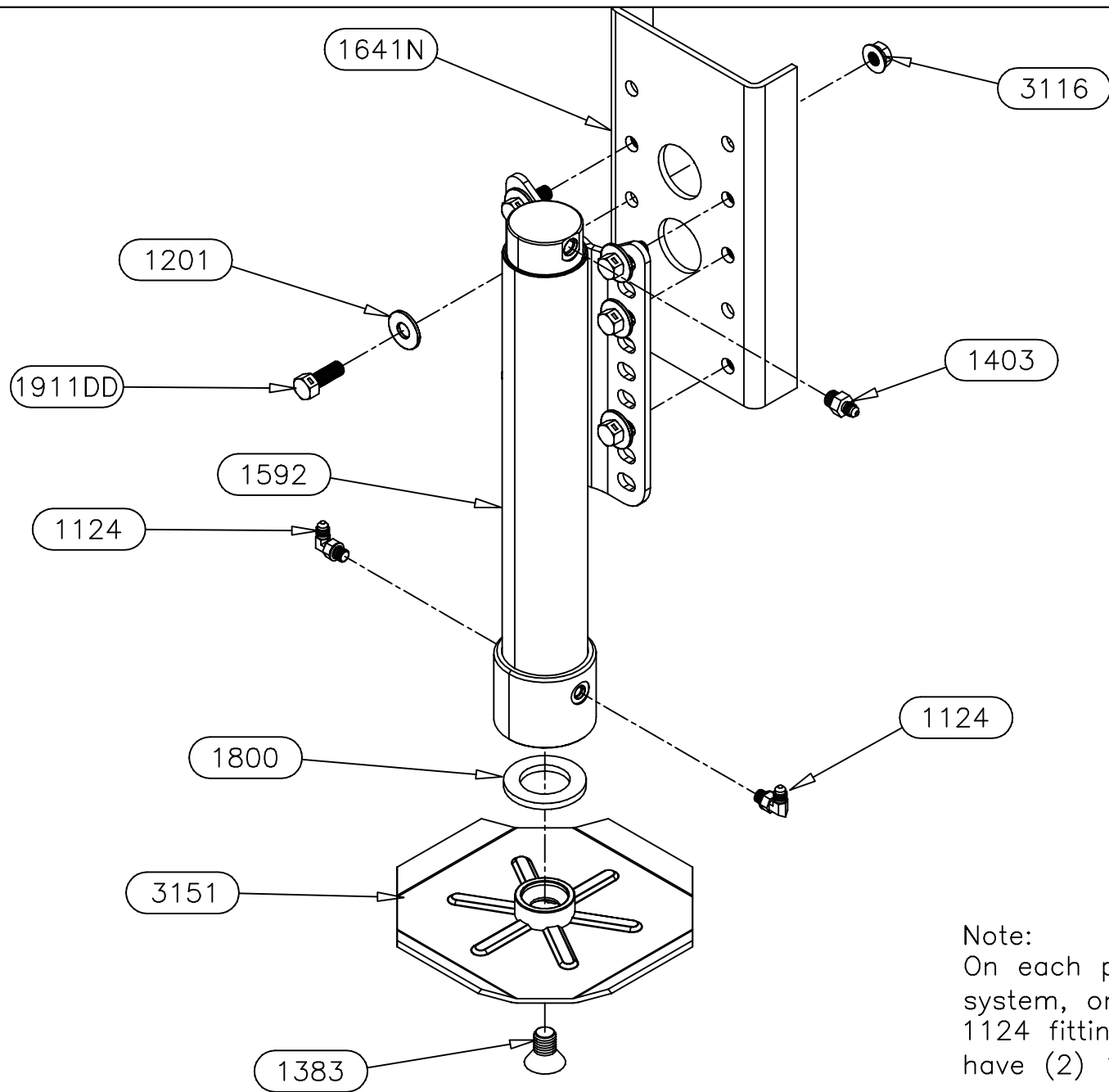
#	REVISIONS	BY:	DATE:

NOTICE - This drawing, including principles of design, is the property of Days Corporation, Elkhart, Indiana, with the agreement that it is not to be reproduced, copied, or loaned in any manner that may constitute a detriment directly or indirectly to Days Corporation. Acceptance of this will be construed as an agreement of the above.

UNLESS OTHERWISE SPECIFIED:  
TOLERANCES:  
.XXX ± 0.010  
.XX ± 0.010  
.X ± 0.030  
ANG. ± 1/2"  
REMOVE ALL BURRS AND SHARP EDGES .015 MAX

TITLE		USED ON:	
MH 16 SL LEG ASSEMBLY		NEWMAR	
SIZE	SCALE	MATERIAL	
A	1: 1	AS NOTED	
DRW BY:	DATE:	PART NAME:	
SJ	2/8/13	MH 16 SL LEG-2" BRACKET	
APP'D BY:	DATE:	PAGE:	DWG NO.:
-	-	3 OF 3	P7852/7836
			REV:
			-





Note:  
 On each pair of jacks in this system, one jack will have (1) 1124 fitting and the other will have (2) 1124 fittings.

*Equalizer*

55169 COUNTY ROAD 3  
 ELKHART, IN 46515

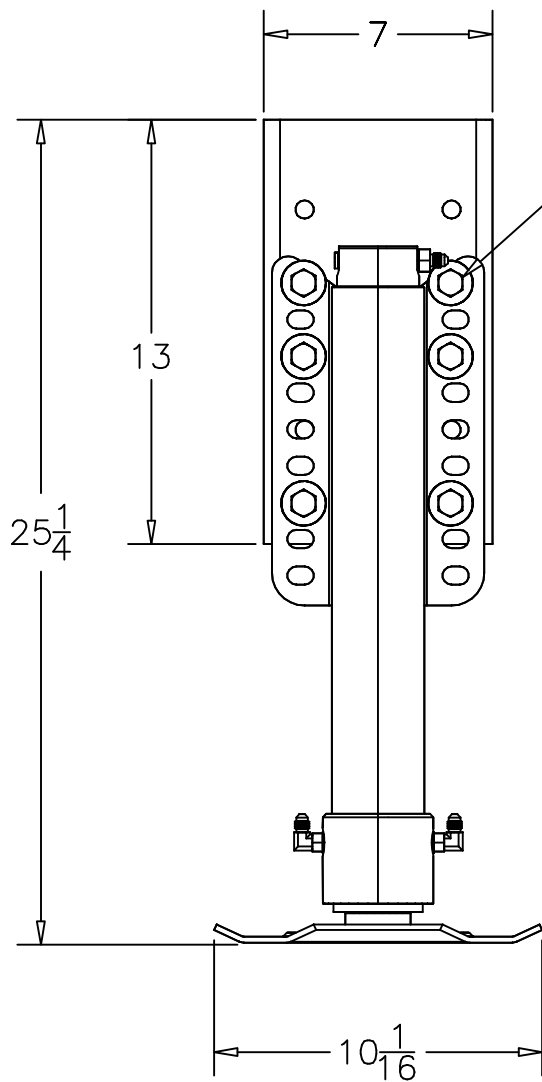
#	REVISIONS	BY:	DATE:

UNLESS OTHERWISE SPECIFIED:  
 TOLERANCES:  
 .XXX ± 0.010  
 .XX ± 0.010  
 .X ± 0.030  
 ANG. ± 1/2"  
 REMOVE ALL BURRS AND SHARP EDGES .015 MAX

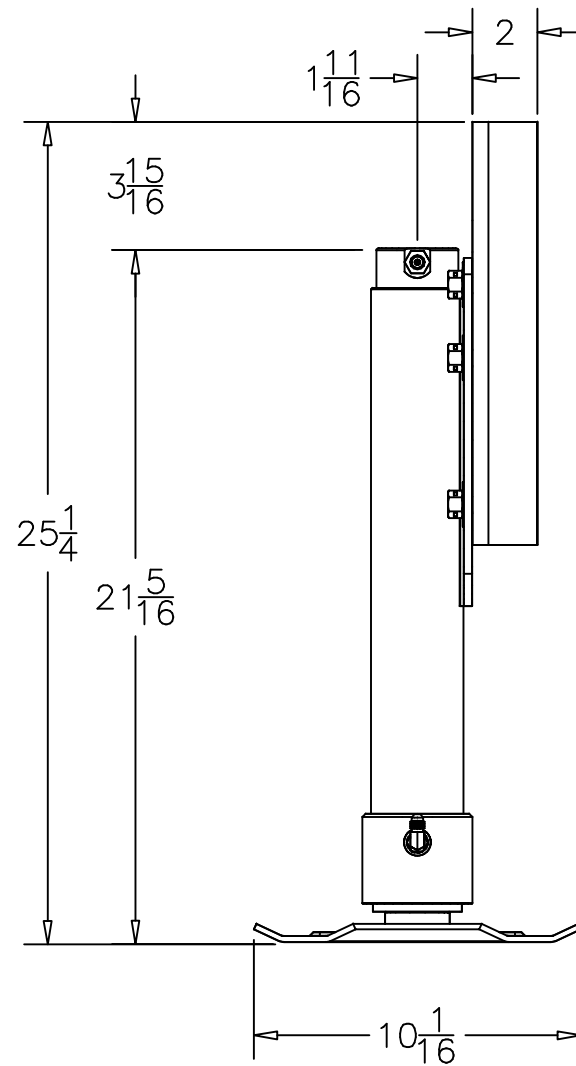
TITLE			USED ON:		
MH 16 SL LEG ASSEMBLY			NEWMAR		
SIZE	SCALE	MATERIAL	NOTED		
A	1:1	AS			
DRW BY:	DATE:	PART NAME:			
SJ	2/9/19	MH 16 SL LEG-2" BRACKET			
APP'D BY:	DATE:	PAGE:	DWG NO.:	REV:	
		2 OF 3	P7852A/7836		

NOTICE - This drawing, including principles of design, is the property of Days Corporation, Elkhart, Indiana, with the agreement that it is not to be reproduced, copied, or loaned in any manner that may constitute a detriment directly or indirectly to Days Corporation. Acceptance of this will be construed as an agreement of the above.





Top bolt through top slot of jack & second hole on bracket



*Equalizer*

55169 COUNTY ROAD 3  
ELKHART, IN 46515

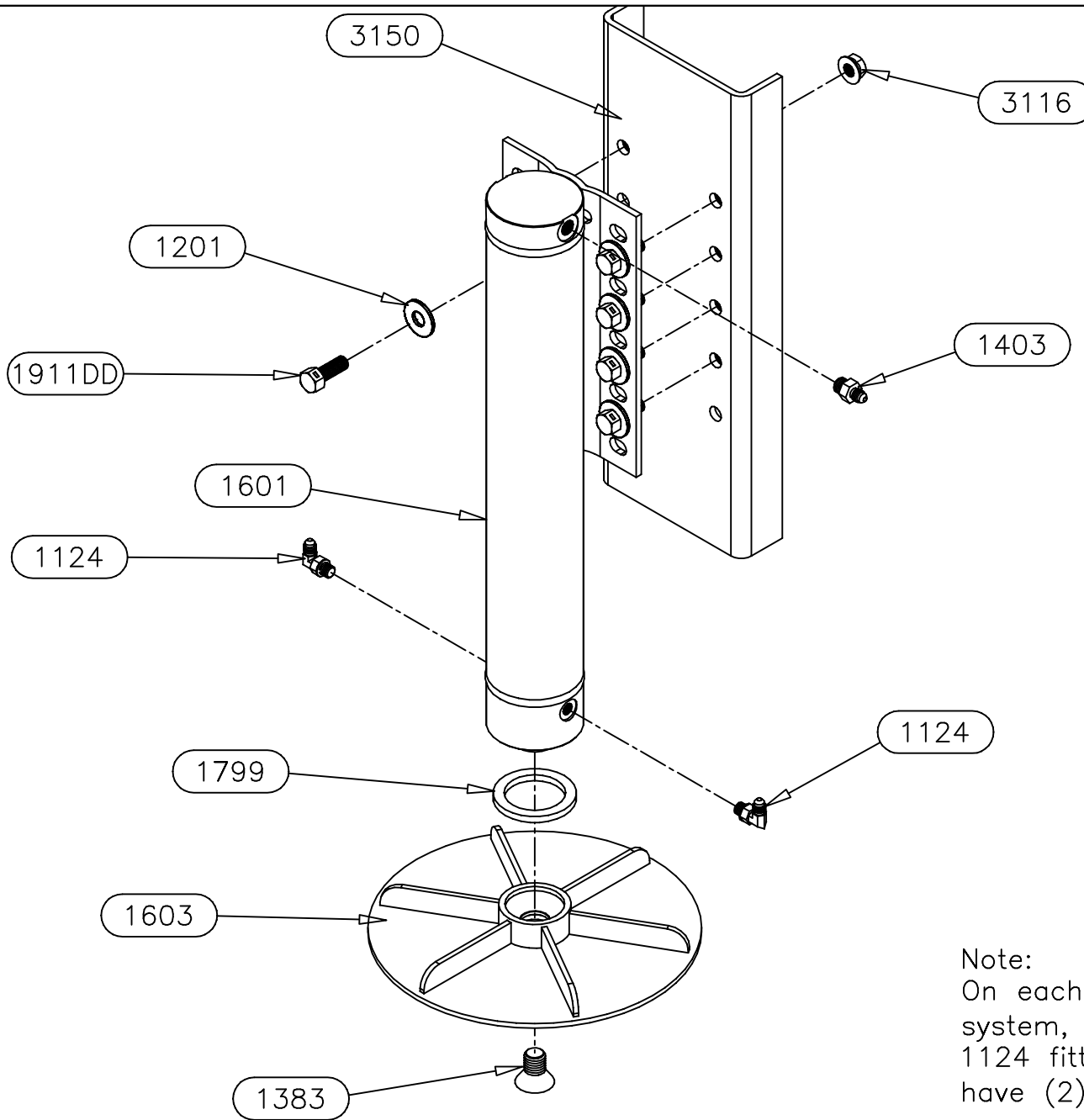
#	REVISIONS	BY:	DATE:

UNLESS OTHERWISE SPECIFIED:  
TOLERANCES:  
.XXX ± 0.010  
.XX ± 0.010  
.X ± 0.030  
ANG. ± 1/2"  
REMOVE ALL BURRS AND SHARP EDGES .015 MAX

TITLE		USED ON:	
MH 16 SL LEG ASSEMBLY		NEWMAR	
SIZE	SCALE	MATERIAL	
A	1:1	AS NOTED	
DRW BY:	DATE:	PART NAME:	
SJ	2/9/19	MH 16 SL LEG-2" BRACKET	
APP'D BY:	DATE:	PAGE:	DWG NO.:
-	-	3 OF 3	P7852A/7836
			REV:
			-

NOTICE - This drawing, including principles of design, is the property of Days Corporation, Elkhart, Indiana, with the agreement that it is not to be reproduced, copied, or loaned in any manner that may constitute a detriment directly or indirectly to Days Corporation. Acceptance of this will be construed as an agreement of the above.





Note:  
 On each pair of jacks in this system, one jack will have (1) 1124 fitting and the other will have (2) 1124 fittings.

*Equalizer*

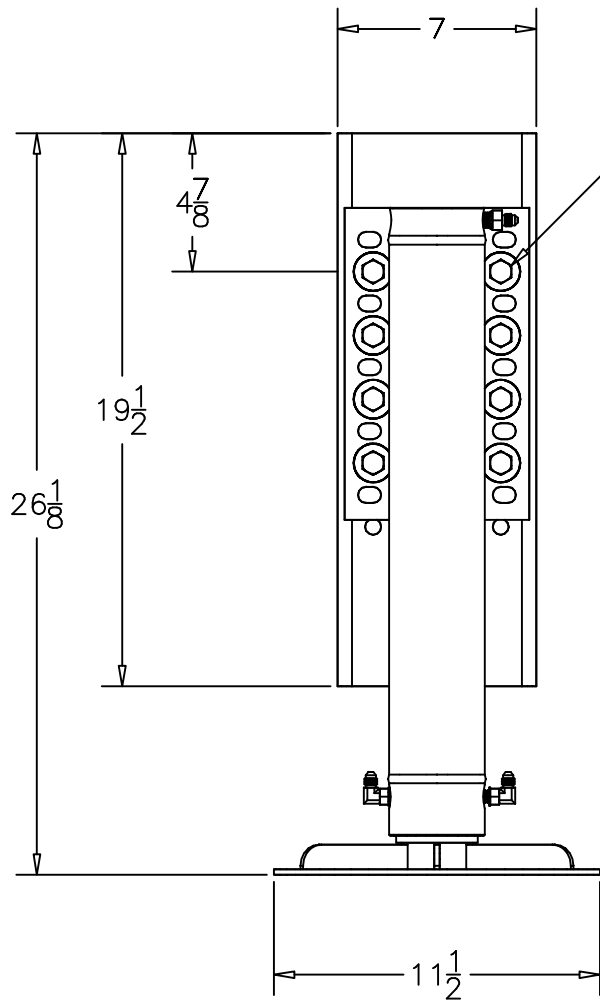
55169 COUNTY ROAD 3  
 ELKHART, IN 46515

#	REVISIONS	BY:	DATE:

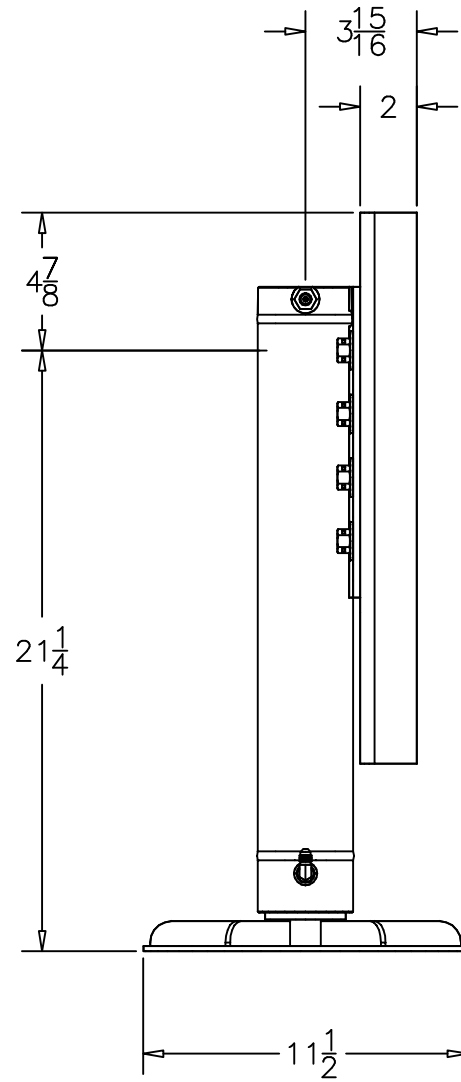
UNLESS OTHERWISE SPECIFIED:  
 TOLERANCES:  
 .XXX ± 0.010  
 .XX ± 0.010  
 .X ± 0.030  
 ANG. ± 1/2"  
 REMOVE ALL BURRS AND SHARP EDGES .015 MAX

TITLE			USED ON:	
SL 18 S LEG ASSEMBLY			NEWMAR DIESEL	
SIZE	SCALE	MATERIAL	NOTED	
A	1:1	AS	NOTED	
DRW BY:	DATE:	PART NAME:		
SJ	2/25/14	SL 18 S-NEWMAR DIESEL		
APP'D BY:	DATE:	PAGE:	DWG NO.:	REV:
-	-	2 OF 3	P7965	-

NOTICE - This drawing, including principles of design, is the property of Days Corporation, Elkhart, Indiana, with the agreement that it is not to be reproduced, copied, or loaned in any manner that may constitute a detriment directly or indirectly to Days Corporation. Acceptance of this will be construed as an agreement of the above.



Top bolt is in top hole of bracket and second slot in jack



*Equalizer*

55169 COUNTY ROAD 3  
ELKHART, IN 46515

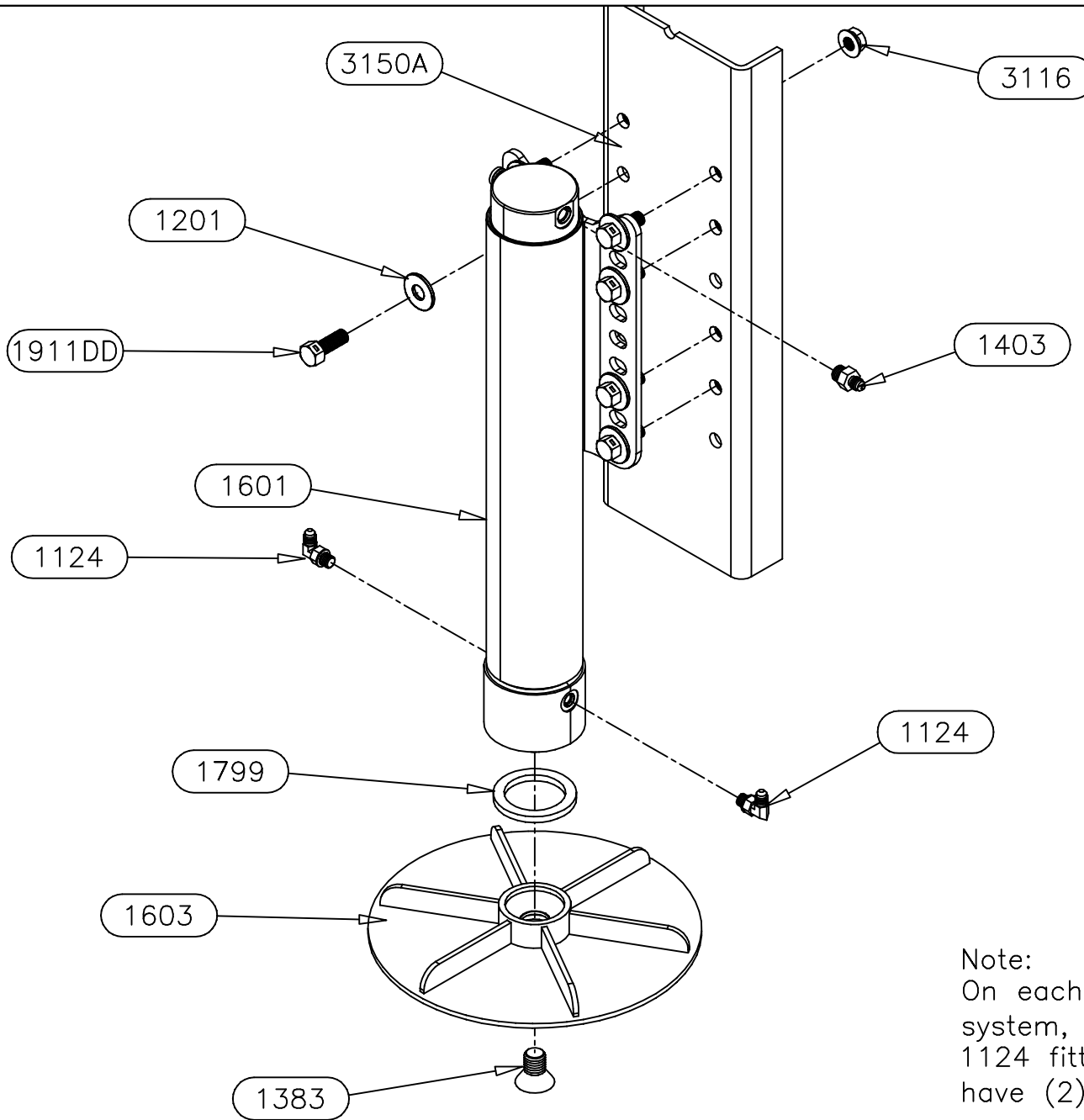
#	REVISIONS	BY:	DATE:

UNLESS OTHERWISE SPECIFIED:  
TOLERANCES:  
.XXX ± 0.010  
.XX ± 0.010  
.X ± 0.030  
ANG. ± 1/2"  
REMOVE ALL BURRS AND SHARP EDGES .015 MAX

TITLE SL 18 S LEG ASSEMBLY		USED ON: NEWMAR DIESEL	
SIZE A	SCALE 1:1	MATERIAL AS NOTED	
DRW BY: SJ	DATE: 2/25/14	PART NAME: SL 18 S-NEWMAR DIESEL	
APP'D BY: -	DATE: -	PAGE: 3 OF 3	DWG NO.: P7965
			REV: -

NOTICE - This drawing, including principles of design, is the property of Days Corporation, Elkhart, Indiana, with the agreement that it is not to be reproduced, copied, or loaned in any manner that may constitute a detriment directly or indirectly to Days Corporation. Acceptance of this will be construed as an agreement of the above.





Note:  
 On each pair of jacks in this system, one jack will have (1) 1124 fitting and the other will have (2) 1124 fittings.

*Equalizer*

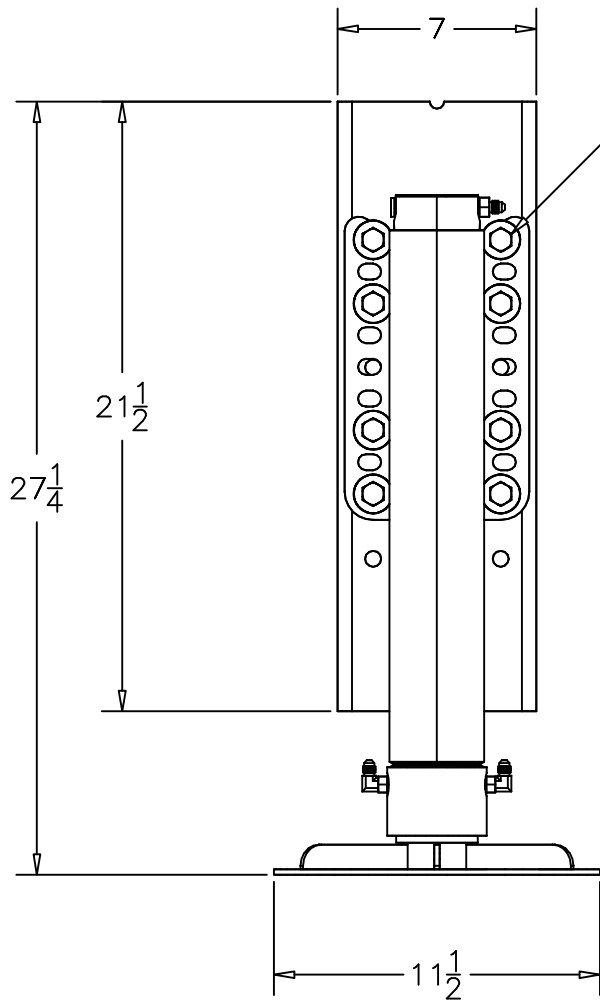
55169 COUNTY ROAD 3  
 ELKHART, IN 46515

#	REVISIONS	BY:	DATE:

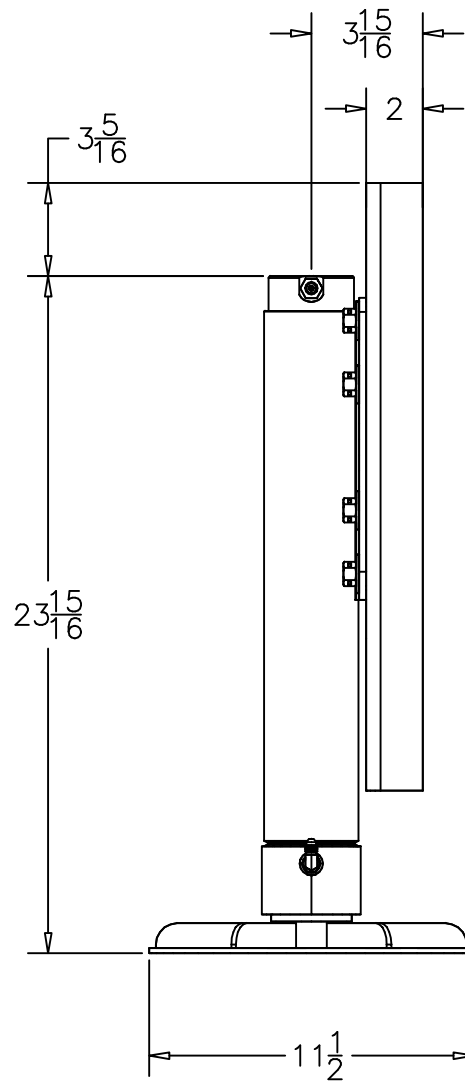
UNLESS OTHERWISE SPECIFIED:  
 TOLERANCES:  
 .XXX ± 0.010  
 .XX ± 0.010  
 .X ± 0.030  
 ANG. ± 1/2"  
 REMOVE ALL BURRS AND SHARP EDGES .015 MAX

TITLE			USED ON:		
SL 18 S LEG ASSEMBLY			NEWMAR DIESEL		
SIZE	SCALE	MATERIAL	NOTED		
A	1:1	AS			
DRW BY:	DATE:	PART NAME:			
SJ	2/11/19	SL 18 S-NEWMAR DIESEL			
APP'D BY:	DATE:	PAGE:	DWG NO.:	REV:	
		2 OF 3	P7965A-7836		

NOTICE - This drawing, including principles of design, is the property of Days Corporation, Elkhart, Indiana, with the agreement that it is not to be reproduced, copied, or loaned in any manner that may constitute a detriment directly or indirectly to Days Corporation. Acceptance of this will be construed as an agreement of the above.



Top bolt is in top hole of bracket and top slot in jack



*Equalizer*

55169 COUNTY ROAD 3  
ELKHART, IN 46515

#	REVISIONS	BY:	DATE:

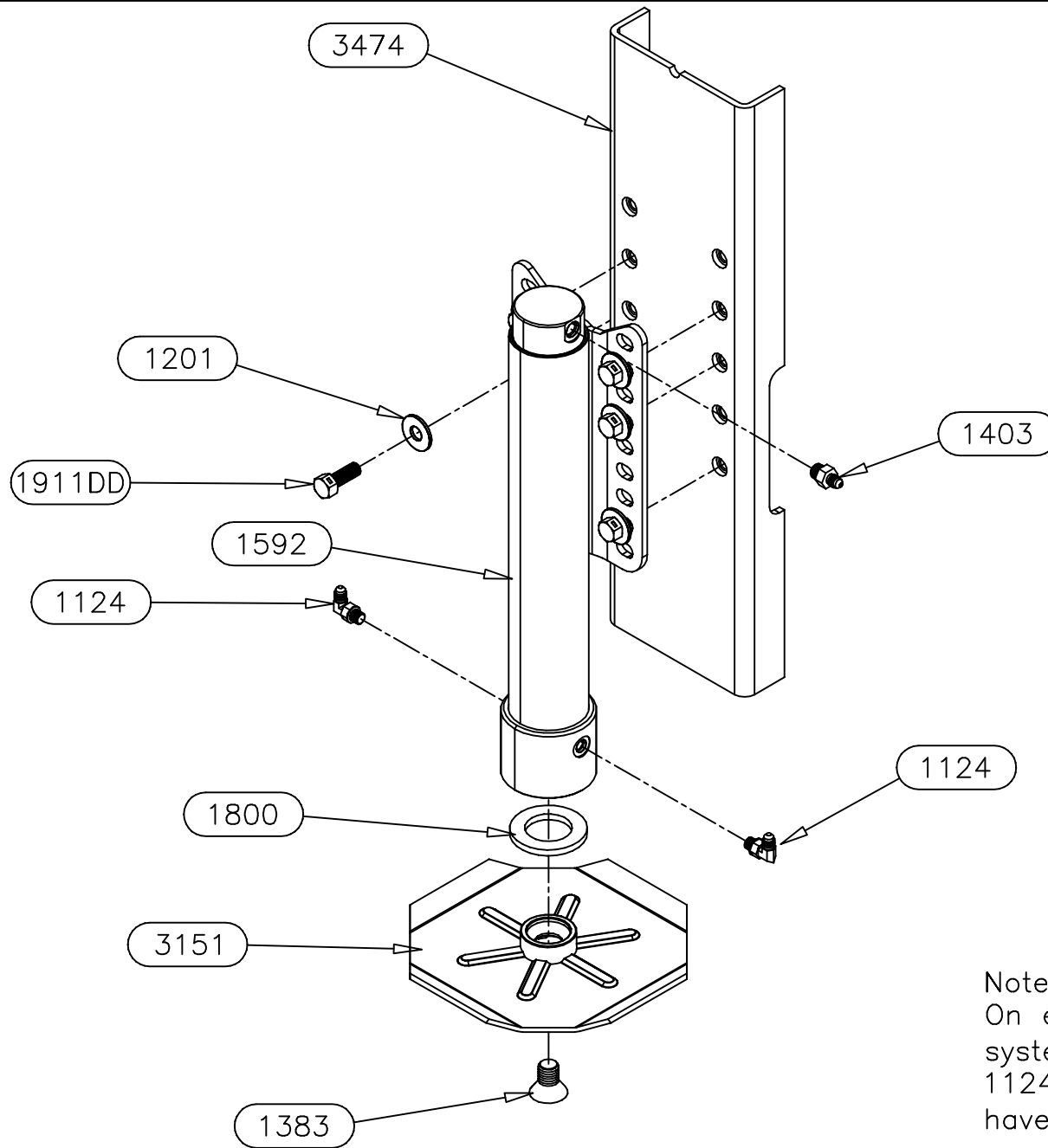
UNLESS OTHERWISE SPECIFIED:  
TOLERANCES:  
.XXX ± 0.010  
.XX ± 0.010  
.X ± 0.030  
ANG. ± 1/2"  
REMOVE ALL BURRS AND SHARP EDGES .015 MAX

TITLE SL 18 S LEG ASSEMBLY		USED ON: NEWMAR DIESEL	
SIZE A	SCALE 1:1	MATERIAL AS NOTED	
DRW BY: SJ	DATE: 2/11/19	PART NAME: SL 18 S-NEWMAR DIESEL	
APP'D BY -	DATE: -	PAGE: 3 OF 3	DWG NO.: P7965A-7836
			REV: -

NOTICE - This drawing, including principles of design, is the property of Days Corporation, Elkhart, Indiana, with the agreement that it is not to be reproduced, copied, or loaned in any manner that may constitute a detriment directly or indirectly to Days Corporation. Acceptance of this will be construed as an agreement of the above.

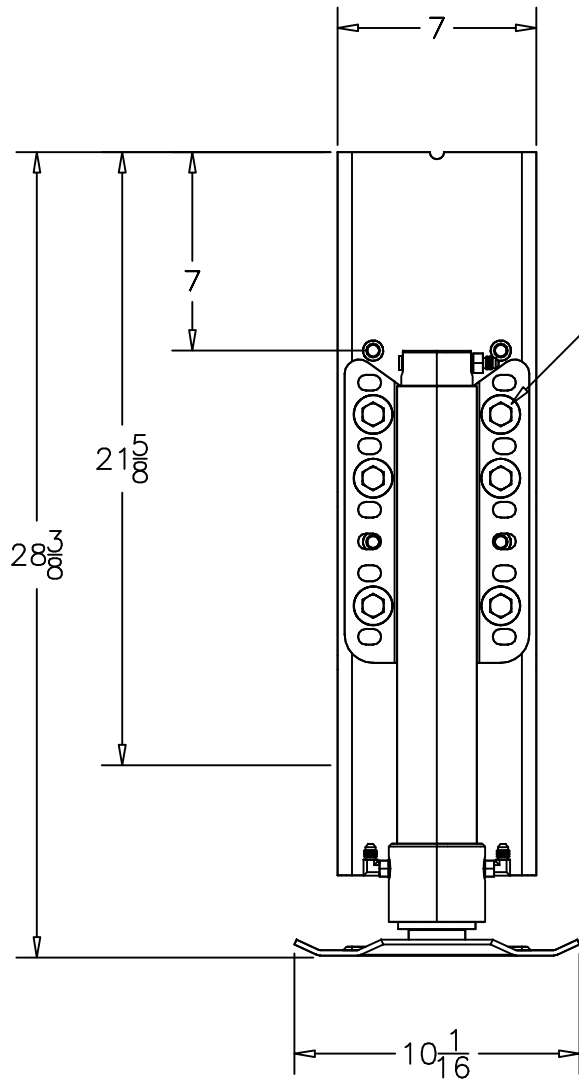




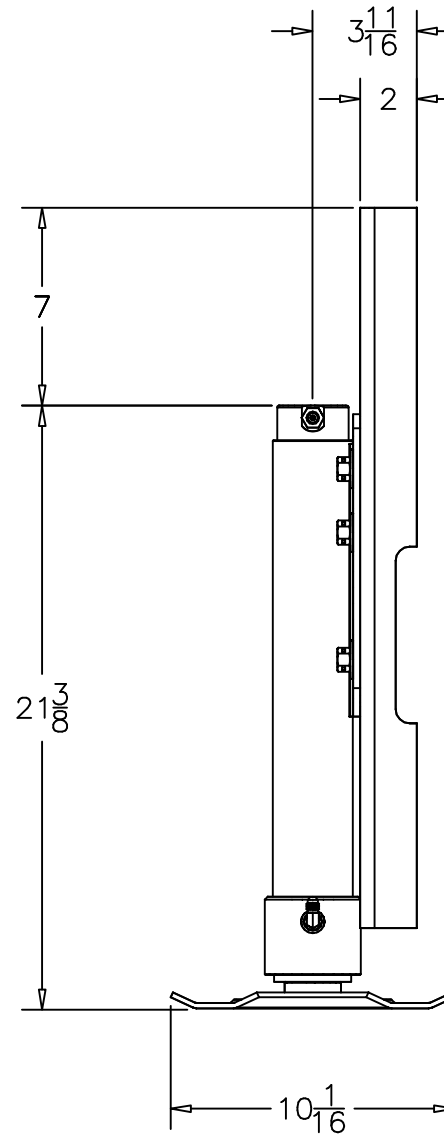


Note:  
 On each pair of jacks in this system, one jack will have (1) 1124 fitting and the other will have (2) 1124 fittings.

<i>Equalizer</i> 55169 COUNTY ROAD 3 ELKHART, IN 46515	#	REVISIONS	BY:	DATE:	UNLESS OTHERWISE SPECIFIED: TOLERANCES: .XXX ± 0.010 .XX ± 0.010 .X ± 0.030 ANG. ± 1/2" REMOVE ALL BURRS AND SHARP EDGES .015 MAX	TITLE	USED ON:
						MH 16 SL LEG ASSEMBLY SIZE SCALE MATERIAL A 1:1 AS NOTED	NEWMAR SPARTAN DIESEL PART NAME: MH 16 SL LEG ASSEMBLY
NOTICE - This drawing, including principles of design, is the property of Days Corporation, Elkhart, Indiana, with the agreement that it is not to be reproduced, copied, or loaned in any manner that may constitute a detriment directly or indirectly to Days Corporation. Acceptance of this will be construed as an agreement of the above.					DRW BY: SJ APP'D BY: -	DATE: 2/16/18 DATE: -	PAGE: 2 OF 3 DWG NO.: P70119/7836 REV: -



Top bolt is in second hole of bracket and second slot in jack



*Equalizer*

55169 COUNTY ROAD 3  
ELKHART, IN 46515

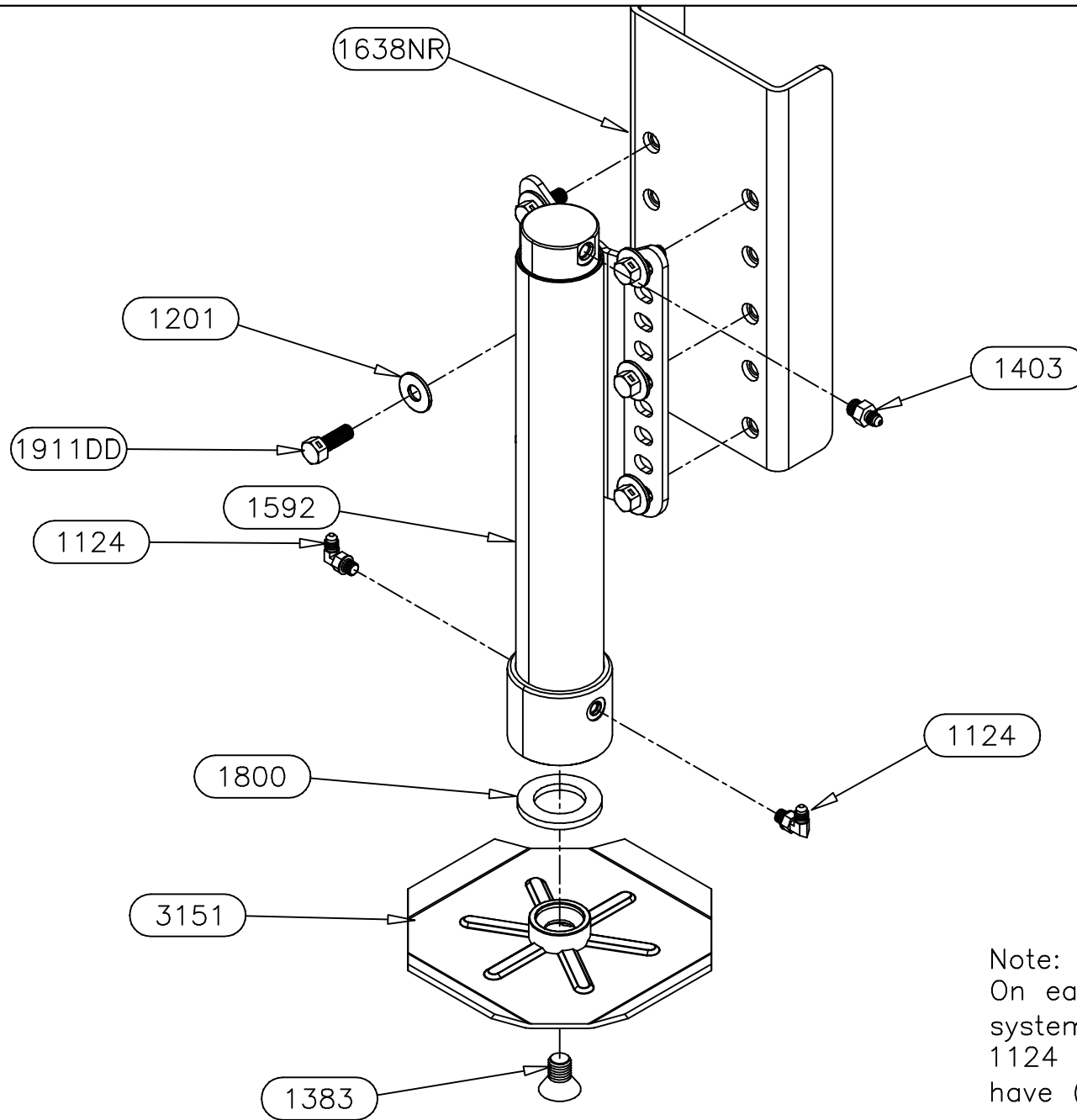
#	REVISIONS	BY:	DATE:

UNLESS OTHERWISE SPECIFIED:  
TOLERANCES:  
.XXX ± 0.010  
.XX ± 0.010  
.X ± 0.030  
ANG. ± 1/2"  
REMOVE ALL BURRS AND SHARP EDGES .015 MAX

TITLE MH 16 SL LEG ASSEMBLY		USED ON: NEWMAR SPARTAN DIESEL	
SIZE A	SCALE 1:1	MATERIAL AS NOTED	
DRW BY: SJ	DATE: 2/16/18	PART NAME: MH 16 SL LEG ASSEMBLY	
APP'D BY: -	DATE: -	PAGE: 3 OF 3	DWG NO.: P70119/7836
			REV: -

NOTICE - This drawing, including principles of design, is the property of Days Corporation, Elkhart, Indiana, with the agreement that it is not to be reproduced, copied, or loaned in any manner that may constitute a detriment directly or indirectly to Days Corporation. Acceptance of this will be construed as an agreement of the above.





Note:  
 On each pair of jacks in this system, one jack will have (1) 1124 fitting and the other will have (2) 1124 fittings.

*Equalizer*

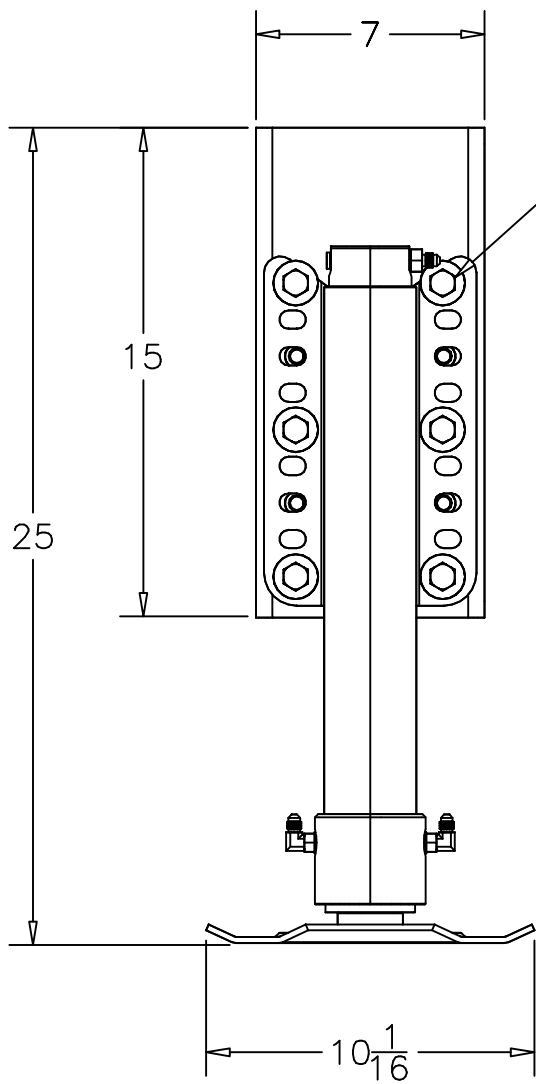
55169 COUNTY ROAD 3  
 ELKHART, IN 46515

#	REVISIONS	BY:	DATE:
A	Changed bracket from 1638N to 1638NR	SJ	8/11/20

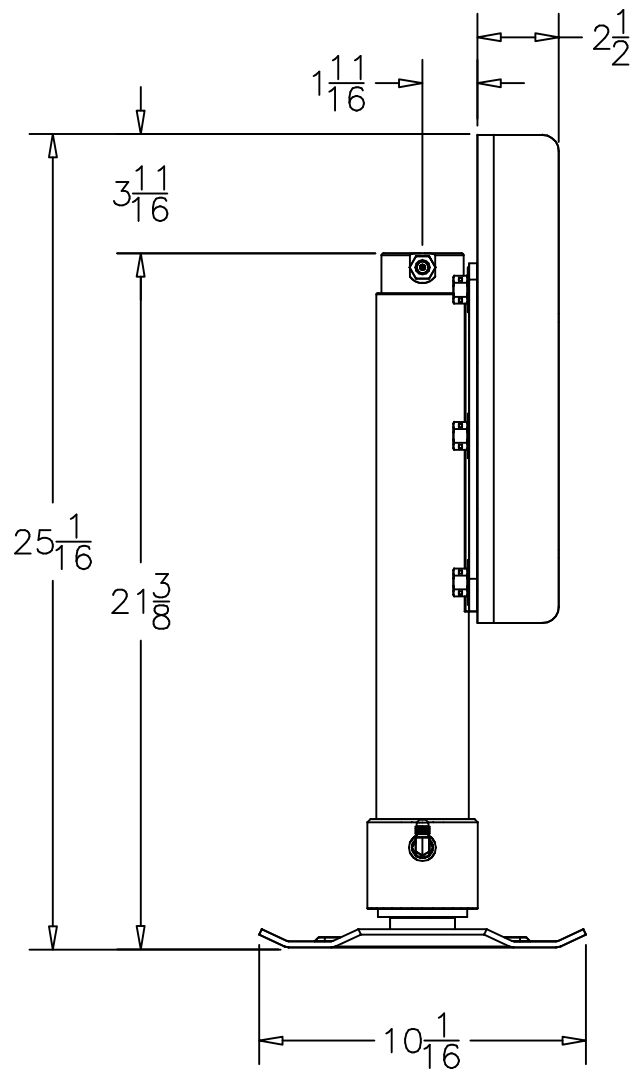
UNLESS OTHERWISE SPECIFIED:  
 TOLERANCES:  
 .XXX ± 0.010  
 .XX ± 0.010  
 .X ± 0.030  
 ANG. ± 1/2"  
 REMOVE ALL BURRS AND SHARP EDGES .015 MAX

TITLE			USED ON:		
MH 16 SL LEG ASSEMBLY			NEWMAR		
SIZE	SCALE	MATERIAL	NOTED		
A	1:1	AS			
DRW BY:	DATE:	PART NAME:			
SJ	2/10/20	MH 16 SL LEG-3" BRACKET			
APP'D BY:	DATE:	PAGE:	DWG NO.:	REV:	
-	-	2 OF 3	P70266/7836	A	

NOTICE - This drawing, including principles of design, is the property of Days Corporation, Elkhart, Indiana, with the agreement that it is not to be reproduced, copied, or loaned in any manner that may constitute a detriment directly or indirectly to Days Corporation. Acceptance of this will be construed as an agreement of the above.



Top bolt through top slot of jack & top hole on bracket



*Equalizer*

55169 COUNTY ROAD 3  
ELKHART, IN 46515

#	REVISIONS	BY:	DATE:
A	Changed bracket from 1638N to 1638NR	SJ	8/11/20

UNLESS OTHERWISE SPECIFIED:  
TOLERANCES:  
.XXX ± 0.010  
.XX ± 0.010  
.X ± 0.030  
ANG. ± 1/2"  
REMOVE ALL BURRS AND SHARP EDGES .015 MAX


TITLE MH 16 SL LEG ASSEMBLY		USED ON: NEWMAR	
SIZE A	SCALE 1:1	MATERIAL AS NOTED	
DRW BY: SJ	DATE: 2/10/20	PART NAME: MH 16 SL LEG-3" BRACKET	
APP'D BY: -	DATE: -	PAGE: 3 OF 3	DWG NO.: P70266/7836
			REV: A

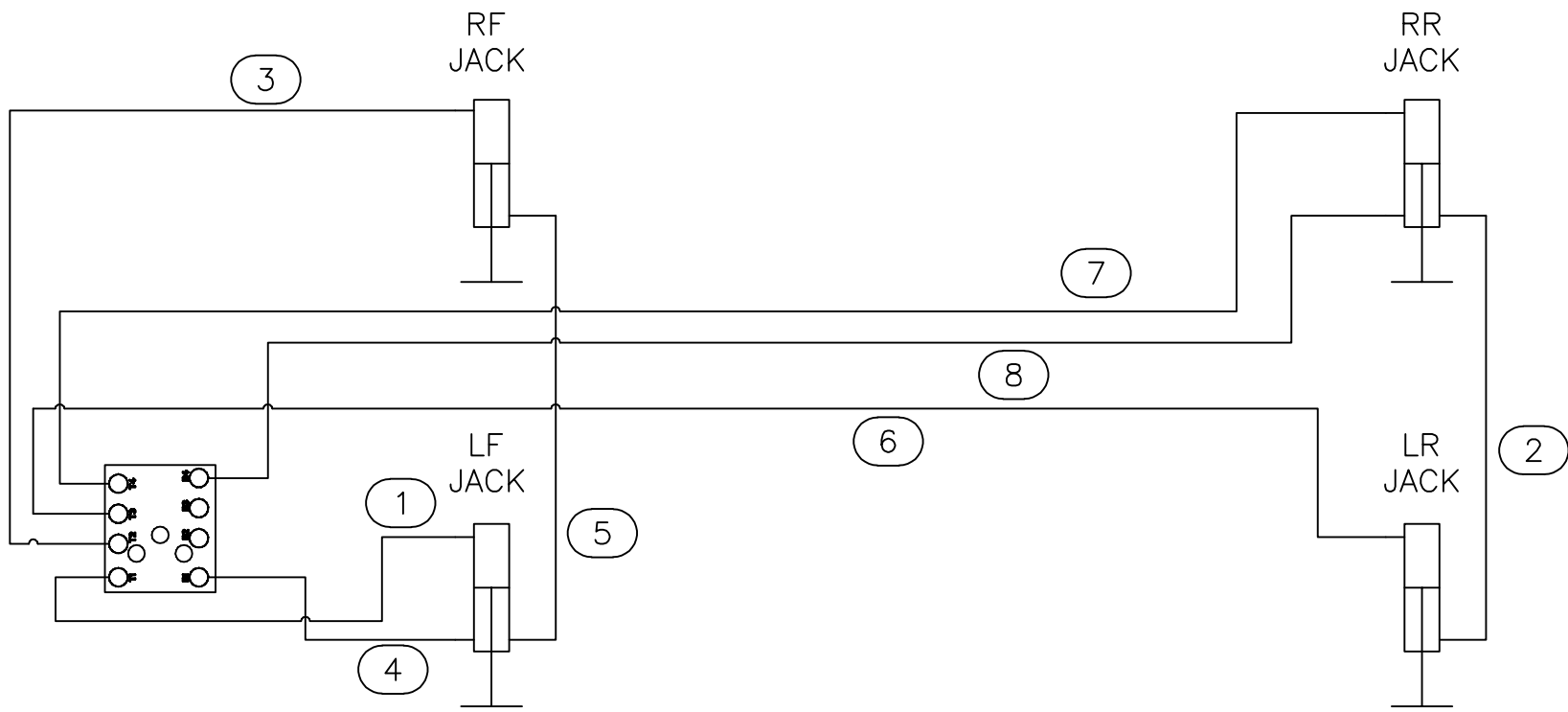
NOTICE - This drawing, including principles of design, is the property of Days Corporation, Elkhart, Indiana, with the agreement that it is not to be reproduced, copied, or loaned in any manner that may constitute a detriment directly or indirectly to Days Corporation. Acceptance of this will be construed as an agreement of the above.

7762 PARTS LIST

ITEM	PART#	DESCRIPTION	QUAN	COLOR CODE	LOCATION
1	2461	HOSE-6'	1	BROWN SOLID	PUMP PORT T1 TO TOP OF LF JACK
2	2463	HOSE-8'	1	ORANGE STRIPE/YELLOW STRIPE	BOTTOM OF LR JACK TO BOTTOM OF RR JACK
3	2463	HOSE-8'	1	WHITE SOLID	PUMP PORT T2 TO TOP OF RF JACK
4	2463	HOSE-8'	1	BROWN STRIPE	PUMP PORT B1 TO BOTTOM OF LF JACK
5	2465	HOSE-10'	1	BROWN STRIPE/WHITE STRIPE	BOTTOM OF LF JACK TO BOTTOM OF RF JACK
6	2484	HOSE-34'	1	ORANGE SOLID	PUMP PORT T3 TO TOP OF LR JACK
7	2482	HOSE-32'	1	YELLOW SOLID	PUMP PORT T4 TO TOP OF RR JACK
8	2484	HOSE-34'	1	YELLOW STRIPE	PUMP PORT B4 TO BOTTOM OF RR JACK

**Warranty authorization must come directly from Equalizer Systems. (800) 846-9659.**

 55169 COUNTY ROAD 3 ELKHART, IN 46515	#	REVISIONS	BY:	DATE:	UNLESS OTHERWISE SPECIFIED: TOLERANCES: .XXX ± 0.010 .XX ± 0.010 .X ± 0.030 ANG. ± 1/2" REMOVE ALL BURRS AND SHARP EDGES .015 MAX	TITLE	USED ON:	
	A	Updated hose lengths after initial install	SJ	5/24/11		NEWMAR HOSE CHART	18K & 20.5K CHASSIS	
	B	ORANGE SOLID HOSE CHANGED FROM 30' TO 32'	SJ	11/30/16		SIZE SCALE MATERIAL	A 1:1 AS	NOTED
	C	#6 WAS 32', #7 WAS 30', #8 WAS 32'	SJ	6/14/18		DRW BY: DATE:	SJ 5/2/11	PART NAME: HOSE KIT-NEWMAR 8582
NOTICE - This drawing, including principles of design, is the property of Days Corporation, Elkhart, Indiana, with the agreement that it is not to be reproduced, copied, or loaned in any manner that may constitute a detriment directly or indirectly to Days Corporation. Acceptance of this will be construed as an agreement of the above.					APP'D BY: DATE:	- -	PAGE: DWG NO.: REV:	
						1 OF 2	P7762	C



**Warranty authorization must come directly from Equalizer Systems. (800) 846-9659.**

*Equalizer* 55169 COUNTY ROAD 3  
ELKHART, IN 46515

NOTICE - This drawing, including principles of design, is the property of Days Corporation, Elkhart, Indiana, with the agreement that it is not to be reproduced, copied, or loaned in any manner that may constitute a detriment directly or indirectly to Days Corporation. Acceptance of this will be construed as an agreement of the above.

#	REVISIONS	BY:	DATE:
A	Updated hose lengths after initial install	SJ	5/24/11
B	ORANGE SOLID HOSE CHANGED FROM 30' TO 32'	SJ	11/30/16
C	#6 WAS 32', #7 WAS 30', #8 WAS 32'	SJ	6/14/18


UNLESS OTHERWISE SPECIFIED:  
TOLERANCES:  
.XXX ± 0.010  
.XX ± 0.010  
.X ± 0.030  
ANG. ± 1/2"  
REMOVE ALL BURRS AND SHARP EDGES .015 MAX

TITLE NEWMAR HOSE CHART		USED ON: 18K & 20.5K CHASSIS	
SIZE A	SCALE 1:1	MATERIAL AS NOTED	
DRW BY: SJ	DATE: 5/2/11	PART NAME: HOSE KIT-NEWMAR 8582	
APP'D BY -	DATE: -	PAGE: 2 OF 2	DWG NO.: P7762
			REV: C

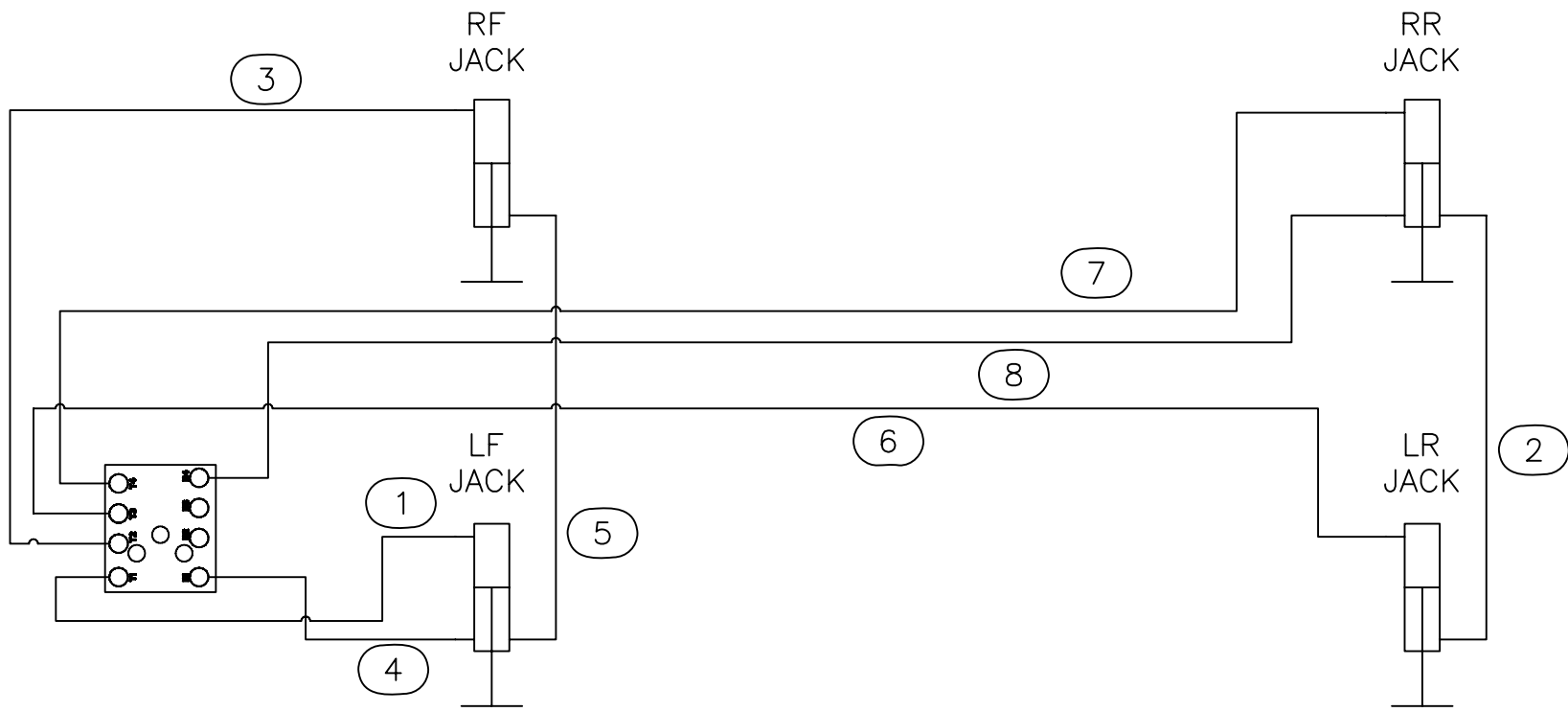
7762 PARTS LIST

ITEM	PART#	DESCRIPTION	QUAN	COLOR CODE	LOCATION
1	2461	HOSE-6'	1	BROWN SOLID	PUMP PORT T1 TO TOP OF LF JACK
2	2463	HOSE-8'	1	ORANGE STRIPE/YELLOW STRIPE	BOTTOM OF LR JACK TO BOTTOM OF RR JACK
3	2463	HOSE-8'	1	WHITE SOLID	PUMP PORT T2 TO TOP OF RF JACK
4	2463	HOSE-8'	1	BROWN STRIPE	PUMP PORT B1 TO BOTTOM OF LF JACK
5	2465	HOSE-10'	1	BROWN STRIPE/WHITE STRIPE	BOTTOM OF LF JACK TO BOTTOM OF RF JACK
6	2486	HOSE-36'	1	ORANGE SOLID	PUMP PORT T3 TO TOP OF LR JACK
7	2486	HOSE-36'	1	YELLOW SOLID	PUMP PORT T4 TO TOP OF RR JACK
8	2488	HOSE-38'	1	YELLOW STRIPE	PUMP PORT B4 TO BOTTOM OF RR JACK

**Warranty authorization must come directly from Equalizer Systems. (800) 846-9659.**

 55169 COUNTY ROAD 3 ELKHART, IN 46515	#	REVISIONS	BY:	DATE:	UNLESS OTHERWISE SPECIFIED: TOLERANCES: .XXX ± 0.010 .XX ± 0.010 .X ± 0.030 ANG. ± 1/2" REMOVE ALL BURRS AND SHARP EDGES .015 MAX	TITLE NEWMAR HOSE CHART		USED ON: CANYON STAR	
	NOTICE - This drawing, including principles of design, is the property of Days Corporation, Elkhart, Indiana, with the agreement that it is not to be reproduced, copied, or loaned in any manner that may constitute a detriment directly or indirectly to Days Corporation. Acceptance of this will be construed as an agreement of the above.						SIZE SCALE MATERIAL A 1:1 AS	NOTED	
						APP'D BY: DATE: - -	PAGE: 1 OF 2	DWG NO.: P7791	REV: -





**Warranty authorization must come directly from Equalizer Systems. (800) 846-9659.**

*Equalizer* 55169 COUNTY ROAD 3  
ELKHART, IN 46515

NOTICE - This drawing, including principles of design, is the property of Days Corporation, Elkhart, Indiana, with the agreement that it is not to be reproduced, copied, or loaned in any manner that may constitute a detriment directly or indirectly to Days Corporation. Acceptance of this will be construed as an agreement of the above.


#	REVISIONS	BY:	DATE:

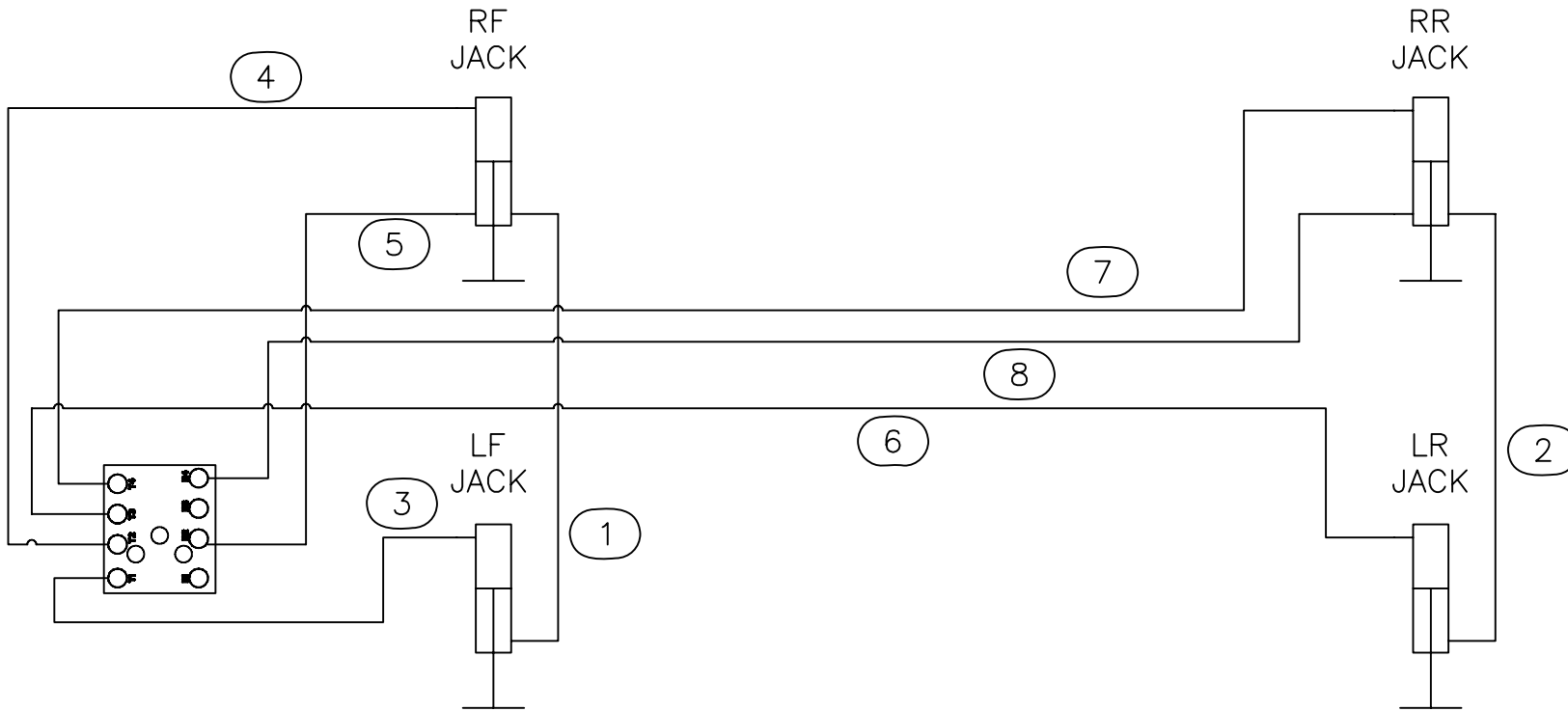
UNLESS OTHERWISE SPECIFIED: TOLERANCES: .XXX ± 0.010 .XX ± 0.010 .X ± 0.030 ANG. ± 1/2"		TITLE NEWMAR HOSE CHART		USED ON: CANYON STAR	
REMOVE ALL BURRS AND SHARP EDGES .015 MAX		SIZE A	SCALE 1:1	MATERIAL AS NOTED	
DRW BY: SJ	DATE: 3/28/12	PART NAME: HOSE KIT-NEWMAR 8612		PAGE: 1 OF 2	DWG NO.: P7791
APP'D BY: -	DATE: -	REV:		-	

7838 PARTS LIST

ITEM	PART#	DESCRIPTION	QUAN	COLOR CODE	LOCATION
1	2465	HOSE-10'	1	BROWN STRIPE/WHITE STRIPE	BOTTOM OF LF JACK TO BOTTOM OF RF JACK
2	2465	HOSE-10'	1	ORANGE STRIPE/YELLOW STRIPE	BOTTOM OF LR JACK TO BOTTOM OF RR JACK
3	2467	HOSE-12'	1	BROWN SOLID	PUMP PORT T1 TO TOP OF LF JACK
4	2467	HOSE-12'	1	WHITE SOLID	PUMP PORT T2 TO TOP OF RF JACK
5	2469	HOSE-14'	1	WHITE STRIPE	PUMP PORT B2 TO BOTTOM OF RF JACK
6	2484	HOSE-34'	1	ORANGE SOLID	PUMP PORT T3 TO TOP OF LR JACK
7	2484	HOSE-34'	1	YELLOW SOLID	PUMP PORT T4 TO TOP OF RR JACK
8	2486	HOSE-36'	1	YELLOW STRIPE	PUMP PORT B4 TO BOTTOM OF RR JACK

**Warranty authorization must come directly from Equalizer Systems. (800) 846-9659.**

 55169 COUNTY ROAD 3 ELKHART, IN 46515	#	REVISIONS	BY:	DATE:	UNLESS OTHERWISE SPECIFIED: TOLERANCES: .XXX ± 0.010 .XX ± 0.010 .X ± 0.030 ANG. ± 1/2" REMOVE ALL BURRS AND SHARP EDGES .015 MAX	TITLE	USED ON:
						NEWMAR HOSE CHART VENTANA LE 252 & 228 WB	
NOTICE - This drawing, including principles of design, is the property of Days Corporation, Elkhart, Indiana, with the agreement that it is not to be reproduced, copied, or loaned in any manner that may constitute a detriment directly or indirectly to Days Corporation. Acceptance of this will be construed as an agreement of the above.					SIZE SCALE MATERIAL A 1: 1 AS	NOTED	
						DRW BY: SJ DATE: 2/5/13	PART NAME: HOSE KIT-NEWMAR 8643
					APP'D BY: - DATE: -	PAGE: 1 OF 2 DWG NO.: P7838	REV: -



**Warranty authorization must come directly from Equalizer Systems. (800) 846-9659.**

*Equalizer*

55169 COUNTY ROAD 3  
ELKHART, IN 46515

#	REVISIONS	BY:	DATE:

UNLESS OTHERWISE SPECIFIED:  
TOLERANCES:  
.XXX ± 0.010  
.XX ± 0.010  
.X ± 0.030  
ANG. ± 1/2"  
REMOVE ALL BURRS AND SHARP EDGES .015 MAX


TITLE NEWMAR HOSE CHART		USED ON: VENTANA LE 252 & 228 WB	
SIZE A	SCALE 1:1	MATERIAL AS NOTED	
DRW BY: SJ	DATE: 2/5/13	PART NAME: HOSE KIT-NEWMAR 8643	
APP'D BY -	DATE: -	PAGE: 1 OF 2	DWG NO.: P7838
			REV: -

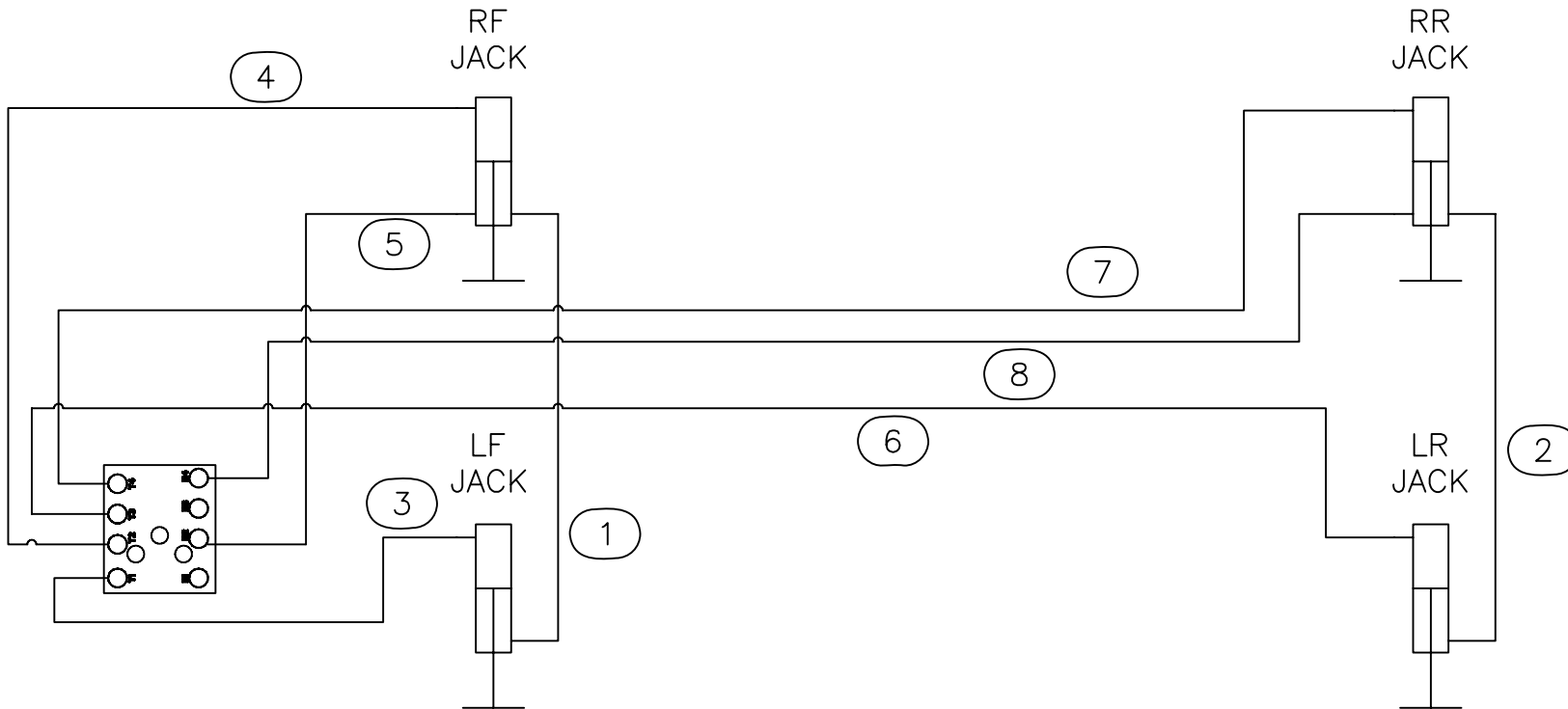
NOTICE - This drawing, including principles of design, is the property of Days Corporation, Elkhart, Indiana, with the agreement that it is not to be reproduced, copied, or loaned in any manner that may constitute a detriment directly or indirectly to Days Corporation. Acceptance of this will be construed as an agreement of the above.

7839 PARTS LIST

ITEM	PART#	DESCRIPTION	QUAN	COLOR CODE	LOCATION
1	2465	HOSE-10'	1	BROWN STRIPE/WHITE STRIPE	BOTTOM OF LF JACK TO BOTTOM OF RF JACK
2	2465	HOSE-10'	1	ORANGE STRIPE/YELLOW STRIPE	BOTTOM OF LR JACK TO BOTTOM OF RR JACK
3	2467	HOSE-12'	1	BROWN SOLID	PUMP PORT T1 TO TOP OF LF JACK
4	2467	HOSE-12'	1	WHITE SOLID	PUMP PORT T2 TO TOP OF RF JACK
5	2469	HOSE-14'	1	WHITE STRIPE	PUMP PORT B2 TO BOTTOM OF RF JACK
6	2527	HOSE-30'	1	ORANGE SOLID	PUMP PORT T3 TO TOP OF LR JACK
7	2527	HOSE-30'	1	YELLOW SOLID	PUMP PORT T4 TO TOP OF RR JACK
8	2482	HOSE-32'	1	YELLOW STRIPE	PUMP PORT B4 TO BOTTOM OF RR JACK

**Warranty authorization must come directly from Equalizer Systems. (800) 846-9659.**

 55169 COUNTY ROAD 3 ELKHART, IN 46515	#	REVISIONS	BY:	DATE:	UNLESS OTHERWISE SPECIFIED: TOLERANCES: .XXX ± 0.010 .XX ± 0.010 .X ± 0.030 ANG. ± 1/2" REMOVE ALL BURRS AND SHARP EDGES .015 MAX	TITLE		USED ON:		
						NEWMAR HOSE CHART		VENTANA LE 206 WB		
NOTICE - This drawing, including principles of design, is the property of Days Corporation, Elkhart, Indiana, with the agreement that it is not to be reproduced, copied, or loaned in any manner that may constitute a detriment directly or indirectly to Days Corporation. Acceptance of this will be construed as an agreement of the above.						SIZE	SCALE	MATERIAL	NOTED	
						A	1:1	AS		
							DRW BY:	DATE:		PART NAME:
						SJ	2/5/13	HOSE KIT-NEWMAR 8642		
						APP'D BY	DATE:	PAGE:	DWG NO.:	REV:
						-	-	1 OF 2	P7839	-



**Warranty authorization must come directly from Equalizer Systems. (800) 846-9659.**

*Equalizer*

55169 COUNTY ROAD 3  
ELKHART, IN 46515

#	REVISIONS	BY:	DATE:


NOTICE - This drawing, including principles of design, is the property of Days Corporation, Elkhart, Indiana, with the agreement that it is not to be reproduced, copied, or loaned in any manner that may constitute a detriment directly or indirectly to Days Corporation. Acceptance of this will be construed as an agreement of the above.

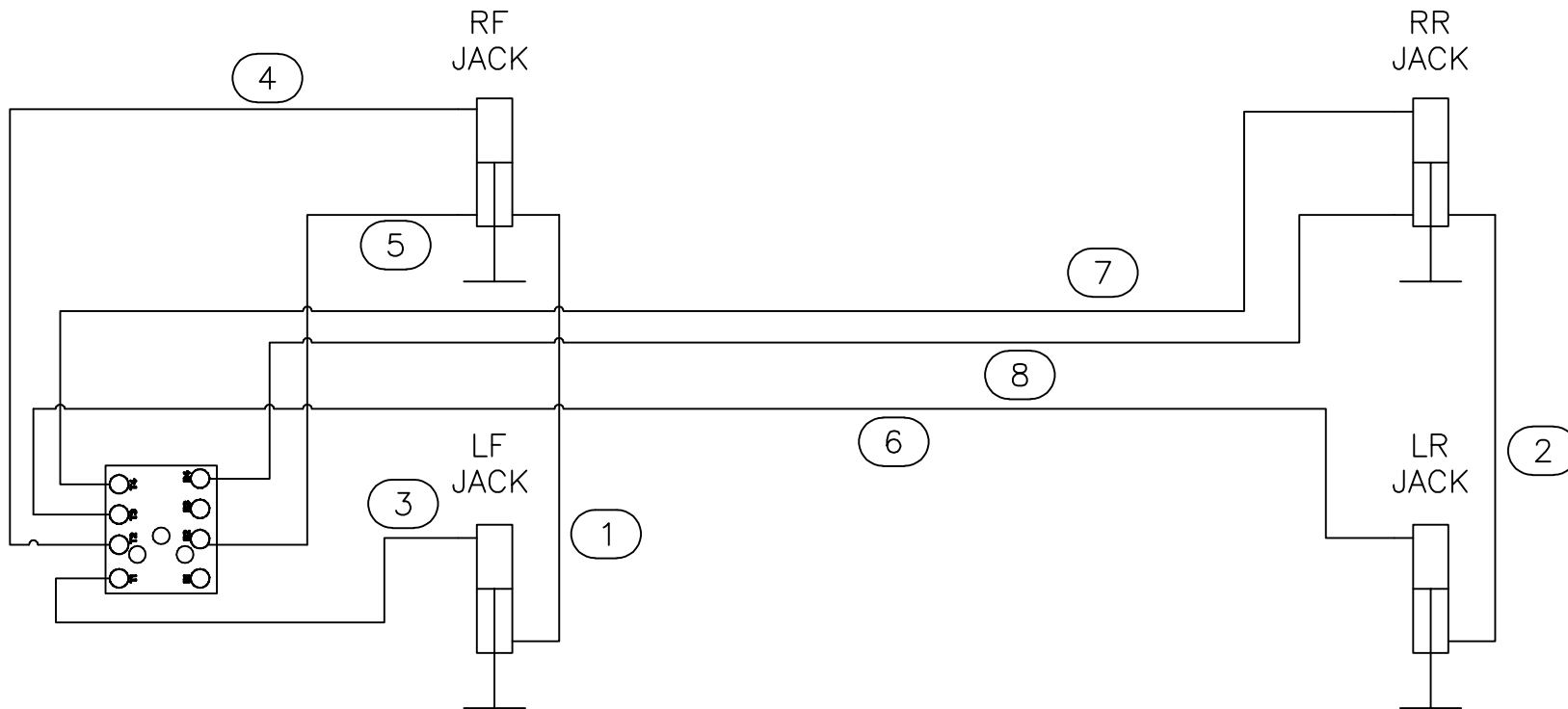
UNLESS OTHERWISE SPECIFIED:		TITLE		USED ON:	
TOLERANCES:		NEWMAR HOSE CHART		VENTANA LE 206 WB	
.XXX ± 0.010	REMOVE ALL BURRS AND SHARP EDGES .015 MAX	SIZE	SCALE	MATERIAL	NOTED
.XX ± 0.010		A	1:1	AS	
.X ± 0.030		DRW BY:	DATE:	PART NAME:	
ANG. ± 1/2"		SJ	2/5/13	HOSE KIT-NEWMAR 8642	
		APP'D BY	DATE:	PAGE:	DWG NO.:
		-	-	1 OF 2	P7839
					REV:
					-

7964 PARTS LIST

ITEM	PART#	DESCRIPTION	QUAN	COLOR CODE	LOCATION
1	2465	HOSE-10'	1	BROWN STRIPE/WHITE STRIPE	BOTTOM OF LF JACK TO BOTTOM OF RF JACK
2	2465	HOSE-10'	1	ORANGE STRIPE/YELLOW STRIPE	BOTTOM OF LR JACK TO BOTTOM OF RR JACK
3	2467	HOSE-12'	1	BROWN SOLID	PUMP PORT T1 TO TOP OF LF JACK
4	2467	HOSE-12'	1	WHITE SOLID	PUMP PORT T2 TO TOP OF RF JACK
5	2469	HOSE-14'	1	WHITE STRIPE	PUMP PORT B2 TO BOTTOM OF RF JACK
6	2488	HOSE-38'	1	ORANGE SOLID	PUMP PORT T3 TO TOP OF LR JACK
7	2488	HOSE-38'	1	YELLOW SOLID	PUMP PORT T4 TO TOP OF RR JACK
8	2488	HOSE-38'	1	YELLOW STRIPE	PUMP PORT B4 TO BOTTOM OF RR JACK

**Warranty authorization must come directly from Equalizer Systems. (800) 846-9659.**

 55169 COUNTY ROAD 3 ELKHART, IN 46515	#	REVISIONS	BY:	DATE:	UNLESS OTHERWISE SPECIFIED: TOLERANCES: .XXX ± 0.010 .XX ± 0.010 .X ± 0.030 ANG. ± 1/2" REMOVE ALL BURRS AND SHARP EDGES .015 MAX	TITLE	USED ON:
	A	Orange Solid & Yellow Solid changed from 36' to 38'	SJ	4/29/19		NEWMAR HOSE CHART	VENTANA LE 276 WB
NOTICE - This drawing, including principles of design, is the property of Days Corporation, Elkhart, Indiana, with the agreement that it is not to be reproduced, copied, or loaned in any manner that may constitute a detriment directly or indirectly to Days Corporation. Acceptance of this will be construed as an agreement of the above.						SIZE SCALE MATERIAL A 1:1 AS NOTED	
						DRW BY: DATE: PART NAME: SJ 1/20/16 HOSE KIT-NEWMAR 8749	
						APP'D BY: DATE: PAGE: DWG NO.: REV: - - 1 OF 2 P7964 A	



**Warranty authorization must come directly from Equalizer Systems. (800) 846-9659.**

*Equalizer*

55169 COUNTY ROAD 3  
ELKHART, IN 46515

#	REVISIONS	BY:	DATE:
A	Orange Solid & Yellow Solid changed from 36' to 38'	SJ	4/29/19

UNLESS OTHERWISE SPECIFIED:  
TOLERANCES:  
.XXX ± 0.010  
.XX ± 0.010  
.X ± 0.030  
ANG. ± 1/2"  
REMOVE ALL BURRS AND SHARP EDGES .015 MAX

TITLE		USED ON:	
NEWMAR HOSE CHART		VENTANA LE 276 WB	
SIZE	SCALE	MATERIAL	
A	1:1	AS NOTED	
DRW BY:	DATE:	PART NAME:	
SJ	1/20/16	HOSE KIT-NEWMAR 8749	
APP'D BY	DATE:	PAGE:	DWG NO.:
-	-	1 OF 2	P7964
			REV:
			A

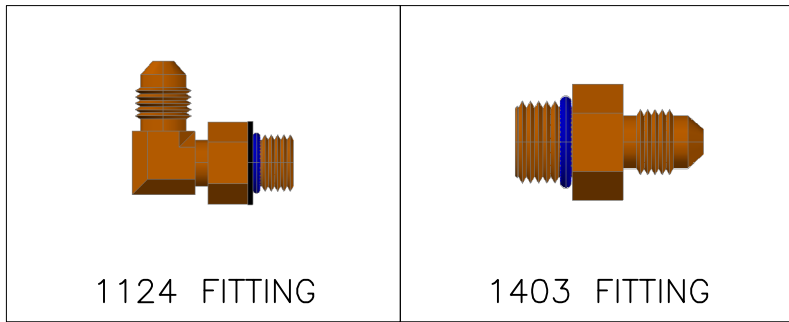
NOTICE - This drawing, including principles of design, is the property of Days Corporation, Elkhart, Indiana, with the agreement that it is not to be reproduced, copied, or loaned in any manner that may constitute a detriment directly or indirectly to Days Corporation. Acceptance of this will be construed as an agreement of the above.

70264 PARTS LIST

ITEM	PART#	DESCRIPTION	QUAN	COLOR CODE	LOCATION
1	2461	HOSE-6'	1	BROWN SOLID	PUMP PORT T1 TO TOP OF LF JACK
2	2463	HOSE-8'	1	BROWN STRIPE	PUMP PORT B1 TO BOTTOM OF LF JACK
3	2463	HOSE-8'	1	ORANGE STRIPE/YELLOW STRIPE	BOTTOM OF LR JACK TO BOTTOM OF RR JACK
4	2465	HOSE-10'	1	BROWN STRIPE/WHITE STRIPE	BOTTOM OF LF JACK TO BOTTOM OF RF JACK
5	2467	HOSE-12'	1	WHITE SOLID	PUMP PORT T2 TO TOP OF RF JACK
6	3018	HOSE-26'	1	ORANGE SOLID	PUMP PORT T3 TO TOP OF LR JACK
7	2535	HOSE-28'	1	ORANGE STRIPE	PUMP PORT B3 TO BOTTOM OF LR JACK
8	2527	HOSE-30'	1	YELLOW SOLID	PUMP PORT T4 TO TOP OF RR JACK

REQUIRED JACK FITTINGS

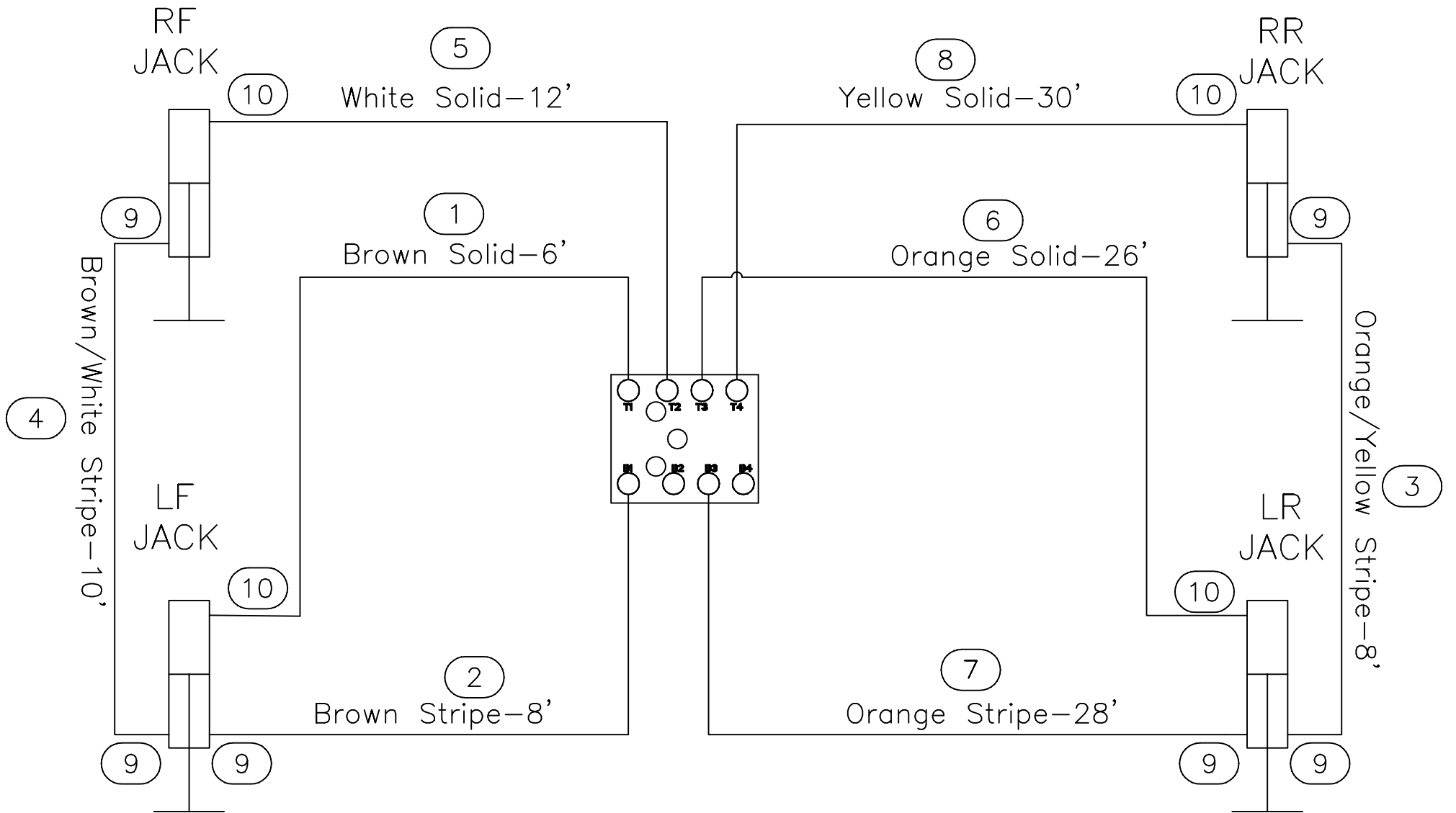
ITEM	PART#	DESCRIPTION	QUAN
9	1124	FITTING-#4 JIC X #4 OR MALE 90	6
10	1403	FITTING-RESTRICTOR #6 X #4-042 ORIFICE	4



**Warranty authorization must come directly from Equalizer Systems. (800) 846-9659.**

<p><i>Equalizer</i> 55169 COUNTY ROAD 3 ELKHART, IN 46515</p>	#	REVISIONS	BY:	DATE:	<p>UNLESS OTHERWISE SPECIFIED: TOLERANCES: .XXX ± 0.010 .XX ± 0.010 .X ± 0.030 ANG. ± 1/2"</p>	TITLE	USED ON:
						<p>NEWMAR HOSE CHART</p> <p>CANYON STAR</p>	
<p>NOTICE - This drawing, including principles of design, is the property of Days Corporation, Elkhart, Indiana, with the agreement that it is not to be reproduced, copied, or loaned in any manner that may constitute a detriment directly or indirectly to Days Corporation. Acceptance of this will be construed as an agreement of the above.</p>					<p>REMOVE ALL BURRS AND SHARP EDGES .015 MAX</p>	<p>SIZE SCALE MATERIAL</p> <p>A 1:1 AS</p>	<p>NOTED</p>
					<p>DRW BY: DATE:</p> <p>SJ 1/27/20</p>	<p>PART NAME:</p> <p>HOSE KIT-NEWMAR 8846</p>	
						<p>APP'D BY: DATE:</p> <p>- -</p>	<p>PAGE: DWG NO.:</p> <p>1 OF 2 P70264</p>





**Warranty authorization must come directly from Equalizer Systems. (800) 846-9659.**

<b>Equalizer</b> 55169 COUNTY ROAD 3 ELKHART, IN 46515	#	REVISIONS	BY:	DATE:	UNLESS OTHERWISE SPECIFIED: TOLERANCES: .XXX ± 0.010 .XX ± 0.010 .X ± 0.030 ANG. ± 1/2" REMOVE ALL BURRS AND SHARP EDGES .015 MAX	TITLE	USED ON:
	NOTICE - This drawing, including principles of design, is the property of Days Corporation, Elkhart, Indiana, with the agreement that it is not to be reproduced, copied, or loaned in any manner that may constitute a detriment directly or indirectly to Days Corporation. Acceptance of this will be construed as an agreement of the above.						NEWMAR HOSE CHART SIZE SCALE MATERIAL A 1: 1 AS NOTED
						DRW BY: DATE: SJ 1/27/20	PAGE: DWG NO.: 2 OF 2 P70264
						APP'D BY: DATE: - -	REV: -

MAIN HARNESS #6918

INPUT. PARK BRAKE GND WHEN BRAKE ON  
INPUT. IGNITION FROM COACH. 12V+ WHEN IGN ON.

GAGE	COLOR
18	BLK/YELLOW-BUTT SPLICE
18	PINK-BUTT SPLICE

KEY PAD #3103

INPUT. 12V  
INPUT. GROUND  
OUTPUT. DATA  
OUTPUT. DATA

PIN	GAGE	COLOR
1	18	RED
2	18	BLACK
3	18	BROWN/WHITE
4	18	GRN/WHITE

AUTO LEVEL CONTROLLER #3055

INPUT. DATA  
INPUT. DATA  
OUTPUT. POWER TO KEY PAD  
OUTPUT. GND TO KEY PAD  
INPUT. 12V+ WHEN IGN ON  
INPUT. PARK BRAKE GND. SEE NOTES

PIN	GAGE	COLOR
1	18	BROWN/WHITE
2	18	GREEN/WHITE
3	18	RED
4	18	BLACK
5	18	PINK
6	18	BLACK/YELLOW
7		
8		
9		

INPUT 12V+ FROM PUMP (MINIMUM 10.5V)  
INPUT GND FROM PUMP  
OUTPUT 12V+ TO PUMP VALVE LF  
OUTPUT 12V+ TO PUMP VALVE RF  
OUTPUT 12V+ TO PUMP VALVE RR  
OUTPUT 12V+ TO PUMP VALVE LR  
OUTPUT 12V+ TO PUMP RETRACT  
OUTPUT 12V+ TO PUMP EXTEND  
OUTPUT 12V+ TO PUMP PRESSURE SW

PIN	GAGE	COLOR
1	12	RED
2	12	BLACK
3	18	BROWN
4	18	WHITE
5	18	YELLOW
6	18	ORANGE
7	18	GREEN
8	18	BLUE
9	18	YELLOW/BLACK

BI-ROTATIONAL PUMP #7770

HARNESS 6910

PIN	GAGE	COLOR
1	18	ORANGE
2	18	WHITE
3	18	BLUE
4	18	YELLOW
5	18	BROWN
6	18	GREEN
7		
8		
9	18	YELLOW/BLACK

PIN	GAGE	COLOR
1	18	ORANGE
2	18	WHITE
3	16	DARK BLUE
4	18	YELLOW
5	18	BROWN
6	16	DARK GREEN
7		
8		
9	18	YELLOW/BLACK

INPUT. 12V+ TO LEFT REAR VALVE COIL  
INPUT. 12V+ TO RIGHT FRONT VALVE COIL  
INPUT. 12V+ TO MOTOR EXTEND SOLENOID  
INPUT. 12V+ TO RIGHT REAR VALVE COIL  
INPUT. 12V+ TO LEFT FRONT VALVE COIL  
INPUT. 12V+ TO MOTOR RETRACT SOLENOID

PRESSURE SW 12V+ OUTPUT

HARNESS 6572C

PIN	GAGE	COLOR
B	12	BLACK
A	12	RED

PIN	GAGE	COLOR
B	12	BLACK
A	12	RED

GROUND FROM CHASSIS  
12V+ YELLOW (20A FUSE)

EQUALIZER SYSTEMS  
MAIN 12V POWER  
INPUT. FROM PUMP  
MOTOR SOLENOID  
AND CHASSIS  
BATTERIES.

GROUND INPUT  
FROM CHASSIS  
CONNECTED TO STUD  
ON SIDE OF PUMP

NOTES:

THE 12V POWER SOURCE MUST NOT DROP BELOW 10.5 VOLTS MEASURED AT THE YELLOW FUSE WIRE ON THE PUMP OR THE PUMP VALVE COIL BEING ENERGIZED WITH THE METER GROUND ON THE PUMP CASE GROUND.

THE PARK BRAKE INPUT TO THE LEVEL CONTROLLER ARE GROUND INPUTS. IT IS PULLED HIGH TO 12V INTERNALLY THROUGH A RESISTOR. IT IS LOOKING FOR AN ACTIVE LOW INPUT SIGNAL. WHEN THE PARK BRAKE IS ON, IT'S SENDING A GROUND TO THE PARK BRAKE INPUT OF THE LEVEL CONTROLLER.

*Equalizer*

55169 COUNTY ROAD 3  
ELKHART, IN 46515

#

REVISIONS

BY:

DATE:

UNLESS OTHERWISE SPECIFIED:  
TOLERANCES:  
.XXX ± 0.010  
.XX ± 0.010  
.X ± 0.030  
ANG. ± 1/2"

TITLE  
AUTO LEVEL SCHEMATIC

USED ON:  
NEWMAR-BAY STAR & CANYON STAR

SIZE SCALE SYSTEMS  
A 1: 1 8582-8582A-8612

DRW BY: DATE:  
SJ 2/6/13

PART NAME:  
AUTO LEVEL WIRING SCHEMATIC

APP'D BY: DATE:  
- -

PAGE: DWG NO.: REV:  
1 OF 1 P8582 -

NOTICE - This drawing, including principles of design, is the property of Days Corporation, Elkhart, Indiana, with the agreement that it is not to be reproduced, copied, or loaned in any manner that may constitute a detriment directly or indirectly to Days Corporation. Acceptance of this will be construed as an agreement of the above.

MAIN HARNESS #6918

INPUT. PARK BRAKE GND WHEN BRAKE ON  
INPUT. IGNITION FROM COACH. 12V+ WHEN IGN ON.

GAGE	COLOR
18	BLK/YELLOW-BUTT SPLICE
18	PINK-BUTT SPLICE

KEY PAD #3103

INPUT. 12V  
INPUT. GROUND  
OUTPUT. DATA  
OUTPUT. DATA

PIN	GAGE	COLOR
1	18	RED
2	18	BLACK
3	18	BROWN/WHITE
4	18	GRN/WHITE

AUTO LEVEL CONTROLLER #3149

INPUT. DATA  
INPUT. DATA  
OUTPUT. POWER TO KEY PAD  
OUTPUT. GND TO KEY PAD  
INPUT. 12V+ WHEN IGN ON  
INPUT. PARK BRAKE GND. SEE NOTES

PIN	GAGE	COLOR
1	18	BROWN/WHITE
2	18	GREEN/WHITE
3	18	RED
4	18	BLACK
5	18	PINK
6	18	BLACK/YELLOW
7		
8		
9		

INPUT 12V+ FROM PUMP (MINIMUM 10.5V)  
INPUT GND FROM PUMP  
OUTPUT 12V+ TO PUMP VALVE LF  
OUTPUT 12V+ TO PUMP VALVE RF  
OUTPUT 12V+ TO PUMP VALVE RR  
OUTPUT 12V+ TO PUMP VALVE LR  
OUTPUT 12V+ TO PUMP RETRACT  
OUTPUT 12V+ TO PUMP EXTEND  
OUTPUT 12V+ TO PUMP PRESSURE SW

PIN	GAGE	COLOR
1	12	RED
2	12	BLACK
3	18	BROWN
4	18	WHITE
5	18	YELLOW
6	18	ORANGE
7	18	GREEN
8	18	BLUE
9	18	YELLOW/BLACK

BI-ROTATIONAL PUMP #7770

HARNESS 6910

PIN	GAGE	COLOR
1	18	ORANGE
2	18	WHITE
3	18	BLUE
4	18	YELLOW
5	18	BROWN
6	18	GREEN
7		
8		
9	18	YELLOW/BLACK

PIN	GAGE	COLOR
1	18	ORANGE
2	18	WHITE
3	16	DARK BLUE
4	18	YELLOW
5	18	BROWN
6	16	DARK GREEN
7		
8		
9	18	YELLOW/BLACK

INPUT. 12V+ TO LEFT REAR VALVE COIL  
INPUT. 12V+ TO RIGHT FRONT VALVE COIL  
INPUT. 12V+ TO MOTOR EXTEND SOLENOID  
INPUT. 12V+ TO RIGHT REAR VALVE COIL  
INPUT. 12V+ TO LEFT FRONT VALVE COIL  
INPUT. 12V+ TO MOTOR RETRACT SOLENOID

PRESSURE SW 12V+ OUTPUT

HARNESS 6572C

PIN	GAGE	COLOR
B	12	BLACK
A	12	RED

PIN	GAGE	COLOR
B	12	BLACK
A	12	RED

GROUND FROM CHASSIS  
12V+ YELLOW (20A FUSE)

EQUALIZER SYSTEMS  
MAIN 12V POWER  
INPUT. FROM PUMP  
MOTOR SOLENOID  
AND CHASSIS  
BATTERIES.

GROUND INPUT  
FROM CHASSIS  
CONNECTED TO STUD  
ON SIDE OF PUMP

NOTES:

THE 12V POWER SOURCE MUST NOT DROP BELOW 10.5 VOLTS MEASURED AT THE YELLOW FUSE WIRE ON THE PUMP OR THE PUMP VALVE COIL BEING ENERGIZED WITH THE METER GROUND ON THE PUMP CASE GROUND.

THE PARK BRAKE INPUT TO THE LEVEL CONTROLLER ARE GROUND INPUTS. IT IS PULLED HIGH TO 12V INTERNALLY THROUGH A RESISTOR. IT IS LOOKING FOR AN ACTIVE LOW INPUT SIGNAL. WHEN THE PARK BRAKE IS ON, IT'S SENDING A GROUND TO THE PARK BRAKE INPUT OF THE LEVEL CONTROLLER.

*Equalizer*

55169 COUNTY ROAD 3  
ELKHART, IN 46515

#

REVISIONS

BY:

DATE:

UNLESS OTHERWISE

SPECIFIED:

TOLERANCES:

.XXX ± 0.010

.XX ± 0.010

.X ± 0.030

ANG. ± 1/2"

REMOVE ALL BURRS AND  
SHARP EDGES .015 MAX

TITLE

AUTO LEVEL SCHEMATIC

USED ON:

NEWMAR-BAY STAR & CANYON STAR

SIZE SCALE SYSTEMS

A 1: 1 8582B-8582C-8612A-8612B

DRW BY:

SJ

DATE:

2/6/13

PART NAME:

AUTO LEVEL WIRING SCHEMATIC

APP'D BY

-

DATE:

-

PAGE:

1 OF 1

DWG NO.:

P8582B

REV:

-

NOTICE - This drawing, including principles of design, is the property of Days Corporation, Elkhart, Indiana, with the agreement that it is not to be reproduced, copied, or loaned in any manner that may constitute a detriment directly or indirectly to Days Corporation. Acceptance of this will be construed as an agreement of the above.

MAIN HARNESS #6918

INPUT. PARK BRAKE GND WHEN BRAKE ON  
 INPUT. IGNITION FROM COACH. 12V+ WHEN IGN ON.

GAGE	COLOR
18	BLK/YELLOW-BUTT SPLICE
18	PINK-BUTT SPLICE

KEY PAD #3103

INPUT. 12V  
 INPUT. GROUND  
 OUTPUT. DATA  
 OUTPUT. DATA

PIN	GAGE	COLOR
1	18	RED
2	18	BLACK
3	18	BROWN/WHITE
4	18	GRN/WHITE

AUTO LEVEL CONTROLLER #3149A

INPUT. DATA  
 INPUT. DATA  
 OUTPUT. POWER TO KEY PAD  
 OUTPUT. GND TO KEY PAD  
 INPUT. 12V+ WHEN IGN ON  
 INPUT. PARK BRAKE GND. SEE NOTES

PIN	GAGE	COLOR
1	18	BROWN/WHITE
2	18	GREEN/WHITE
3	18	RED
4	18	BLACK
5	18	PINK
6	18	BLACK/YELLOW
7		
8		
9		

INPUT 12V+ FROM PUMP (MINIMUM 10.5V)  
 INPUT GND FROM PUMP  
 OUTPUT 12V+ TO PUMP VALVE LF  
 OUTPUT 12V+ TO PUMP VALVE RF  
 OUTPUT 12V+ TO PUMP VALVE RR  
 OUTPUT 12V+ TO PUMP VALVE LR  
 OUTPUT 12V+ TO PUMP RETRACT  
 OUTPUT 12V+ TO PUMP EXTEND  
 OUTPUT 12V+ TO PUMP PRESSURE SW

PIN	GAGE	COLOR
1	12	RED
2	12	BLACK
3	18	BROWN
4	18	WHITE
5	18	YELLOW
6	18	ORANGE
7	18	GREEN
8	18	BLUE
9	18	YELLOW/BLACK

BI-ROTATIONAL PUMP #7770

HARNESS 6910

PIN	GAGE	COLOR
1	18	ORANGE
2	18	WHITE
3	18	BLUE
4	18	YELLOW
5	18	BROWN
6	18	GREEN
7		
8		
9	18	YELLOW/BLACK

PIN	GAGE	COLOR
1	18	ORANGE
2	18	WHITE
3	16	DARK BLUE
4	18	YELLOW
5	18	BROWN
6	16	DARK GREEN
7		
8		
9	18	YELLOW/BLACK

INPUT. 12V+ TO LEFT REAR VALVE COIL  
 INPUT. 12V+ TO RIGHT FRONT VALVE COIL  
 INPUT. 12V+ TO MOTOR EXTEND SOLENOID  
 INPUT. 12V+ TO RIGHT REAR VALVE COIL  
 INPUT. 12V+ TO LEFT FRONT VALVE COIL  
 INPUT. 12V+ TO MOTOR RETRACT SOLENOID

PRESSURE SW 12V+ OUTPUT

HARNESS 6572C

PIN	GAGE	COLOR
B	12	BLACK
A	12	RED

PIN	GAGE	COLOR
B	12	BLACK
A	12	RED

GROUND FROM CHASSIS  
 12V+ YELLOW (20A FUSE)

EQUALIZER SYSTEMS  
 MAIN 12V POWER  
 INPUT. FROM PUMP  
 MOTOR SOLENOID  
 AND CHASSIS  
 BATTERIES.

GROUND INPUT  
 FROM CHASSIS  
 CONNECTED TO STUD  
 ON SIDE OF PUMP

NOTES:

THE 12V POWER SOURCE MUST NOT DROP BELOW 10.5 VOLTS MEASURED AT THE YELLOW FUSE WIRE ON THE PUMP OR THE PUMP VALVE COIL BEING ENERGIZED WITH THE METER GROUND ON THE PUMP CASE GROUND.

THE PARK BRAKE INPUT TO THE LEVEL CONTROLLER ARE GROUND INPUTS. IT IS PULLED HIGH TO 12V INTERNALLY THROUGH A RESISTOR. IT IS LOOKING FOR AN ACTIVE LOW INPUT SIGNAL. WHEN THE PARK BRAKE IS ON, IT'S SENDING A GROUND TO THE PARK BRAKE INPUT OF THE LEVEL CONTROLLER.

*Equalizer*

55169 COUNTY ROAD 3  
 ELKHART, IN 46515

#

REVISIONS

BY:

DATE:

UNLESS OTHERWISE

SPECIFIED:

TOLERANCES:

.XXX ± 0.010

.XX ± 0.010

.X ± 0.030

ANG. ± 1/2°

REMOVE ALL BURRS AND  
 SHARP EDGES .015 MAX

TITLE

AUTO LEVEL SCHEMATIC

USED ON:

NEWMAR-BAY STAR & CANYON STAR

SIZE SCALE SYSTEMS

A 1: 1 8582D-8612C

DRW BY:

SJ

DATE:

7/26/16

PART NAME:

AUTO LEVEL WIRING SCHEMATIC

APP'D BY

-

DATE:

-

PAGE:

1 OF 1

DWG NO.:

P8582D

REV:

-

NOTICE - This drawing, including principles of design, is the property of Days Corporation, Elkhart, Indiana, with the agreement that it is not to be reproduced, copied, or loaned in any manner that may constitute a detriment directly or indirectly to Days Corporation. Acceptance of this will be construed as an agreement of the above.

MAIN HARNESS #6940

GRAY = 12V+ FOR TWO MINUTES TO DEFLATE AIR SUSPENSION INITIATED BY THE AUTO LEVEL COMMAND.  
PURPLE = 12V+ TO INFLATE AIR SUSPENSION INITIATED BY ALL RETRACT COMMAND.

PIN	GAGE	COLOR
1	18	GREY
2	18	PURPLE
3	18	BLACK
4		

INPUT. PARK BRAKE GND WHEN BRAKE ON  
INPUT. IGNITION FROM COACH. 12V+ WHEN IGN ON.

PIN	GAGE	COLOR
1		
2	18	BLK/YELLOW
3	18	PINK

KEY PAD #3103

INPUT. 12V  
INPUT. GROUND  
OUTPUT. DATA  
OUTPUT. DATA

PIN	GAGE	COLOR
1	18	RED
2	18	BLACK
3	18	BROWN/WHITE
4	18	GRN/WHITE

AUTO LEVEL CONTROLLER #3149

INPUT. DATA  
INPUT. DATA  
OUTPUT. POWER TO KEY PAD  
OUTPUT. GND TO KEY PAD  
INPUT. 12V+ WHEN IGN ON  
INPUT. PARK BRAKE GND. SEE NOTES  
OUTPUT 12V+ (SUSPENSION INFLATE)  
OUTPUT 12V+ (SUSPENSION DEFLATE)

PIN	GAGE	COLOR
1	18	BROWN/WHITE
2	18	GREEN/WHITE
3	18	RED
4	18	BLACK
5	18	PINK
6	18	BLACK/YELLOW
7	18	PURPLE
8	18	GREY
9		

INPUT 12V+ FROM PUMP (MINIMUM 10.5V)  
INPUT GND FROM PUMP  
OUTPUT 12V+ TO PUMP VALVE LF  
OUTPUT 12V+ TO PUMP VALVE RF  
OUTPUT 12V+ TO PUMP VALVE RR  
OUTPUT 12V+ TO PUMP VALVE LR  
OUTPUT 12V+ TO PUMP RETRACT  
OUTPUT 12V+ TO PUMP EXTEND  
OUTPUT 12V+ TO PUMP PRESSURE SW

PIN	GAGE	COLOR
1	12	RED
2	12	BLACK
3	18	BROWN
4	18	WHITE
5	18	YELLOW
6	18	ORANGE
7	18	GREEN
8	18	BLUE
9	18	YELLOW/BLACK

BI-ROTATIONAL PUMP #7837

HARNESS 6791BR

PIN	GAGE	COLOR
1	18	ORANGE
2	18	WHITE
3	18	BLUE
4	18	YELLOW
5	18	BROWN
6	18	GREEN
7		
8		
9	18	YELLOW/BLACK

PIN	GAGE	COLOR
1	18	ORANGE
2	14	WHITE
3	18	DARK BLUE
4	18	YELLOW
5	18	BROWN
6	18	DARK GREEN
7		
8		
9	18	YELLOW/BLACK

INPUT. 12V+ TO LEFT REAR VALVE COIL  
INPUT. 12V+ TO RIGHT FRONT VALVE COIL  
INPUT. 12V+ TO MOTOR EXTEND SOLENOID  
INPUT. 12V+ TO RIGHT REAR VALVE COIL  
INPUT. 12V+ TO LEFT FRONT VALVE COIL  
INPUT. 12V+ TO MOTOR RETRACT SOLENOID

PRESSURE SW 12V+ OUTPUT

PIN	GAGE	COLOR
B	12	BLACK
A	12	RED

PIN	GAGE	COLOR
B	12	BLACK
A	12	RED

HARNESS 6572

GROUND FROM CHASSIS  
12V+ YELLOW (20A FUSE)

EQUALIZER SYSTEMS  
MAIN 12V POWER  
INPUT. FROM PUMP  
MOTOR SOLENOID  
AND CHASSIS  
BATTERIES.

GROUND INPUT  
FROM CHASSIS  
CONNECTED TO STUD  
ON SIDE OF PUMP

NOTES:

THE 12V POWER SOURCE MUST NOT DROP BELOW 10.5 VOLTS MEASURED AT THE YELLOW FUSE WIRE ON THE PUMP OR THE PUMP VALVE COIL BEING ENERGIZED WITH THE METER GROUND ON THE PUMP CASE GROUND.

THE PARK BRAKE INPUT TO THE LEVEL CONTROLLER ARE GROUND INPUTS. IT IS PULLED HIGH TO 12V INTERNALLY THROUGH A RESISTOR. IT IS LOOKING FOR AN ACTIVE LOW INPUT SIGNAL. WHEN THE PARK BRAKE IS ON, IT'S SENDING A GROUND TO THE PARK BRAKE INPUT OF THE LEVEL CONTROLLER.

*Equalizer*

55169 COUNTY ROAD 3  
ELKHART, IN 46515

#	REVISIONS	BY:	DATE:

UNLESS OTHERWISE SPECIFIED:  
TOLERANCES:  
.XXX ± 0.010  
.XX ± 0.010  
.X ± 0.030  
ANG. ± 1/2"  
REMOVE ALL BURRS AND SHARP EDGES .015 MAX

TITLE			USED ON:		
AUTO LEVEL SCHEMATIC			NEWMAR-VENTANA LE & VENTANA		
SIZE	SCALE	SYSTEMS			
A	1: 1	8282-8311-8642-8643-8749			
DRW BY:	DATE:	PART NAME:			
SJ	2/6/13	AUTO LEVEL WIRING SCHEMATIC			
APP'D BY	DATE:	PAGE:	DWG NO.:	REV:	
—	—	1 OF 1	P8282	—	—

NOTICE - This drawing, including principles of design, is the property of Days Corporation, Elkhart, Indiana, with the agreement that it is not to be reproduced, copied, or loaned in any manner that may constitute a detriment directly or indirectly to Days Corporation. Acceptance of this will be construed as an agreement of the above.

MAIN HARNESS #6940

GRAY = 12V+ FOR TWO MINUTES TO DEFLATE AIR SUSPENSION INITIATED BY THE AUTO LEVEL COMMAND.  
PURPLE = 12V+ TO INFLATE AIR SUSPENSION INITIATED BY ALL RETRACT COMMAND.

PIN	GAGE	COLOR
1	18	GREY
2	18	PURPLE
3	18	BLACK
4		

INPUT. PARK BRAKE GND WHEN BRAKE ON  
INPUT. IGNITION FROM COACH. 12V+ WHEN IGN ON.

PIN	GAGE	COLOR
1		
2	18	BLK/YELLOW
3	18	PINK

KEY PAD #3103

INPUT. 12V  
INPUT. GROUND  
OUTPUT. DATA  
OUTPUT. DATA

PIN	GAGE	COLOR
1	18	RED
2	18	BLACK
3	18	BROWN/WHITE
4	18	GRN/WHITE

AUTO LEVEL CONTROLLER #3149A

INPUT. DATA  
INPUT. DATA  
OUTPUT. POWER TO KEY PAD  
OUTPUT. GND TO KEY PAD  
INPUT. 12V+ WHEN IGN ON  
INPUT. PARK BRAKE GND. SEE NOTES  
OUTPUT 12V+ (SUSPENSION INFLATE)  
OUTPUT 12V+ (SUSPENSION DEFLATE)

PIN	GAGE	COLOR
1	18	BROWN/WHITE
2	18	GREEN/WHITE
3	18	RED
4	18	BLACK
5	18	PINK
6	18	BLACK/YELLOW
7	18	PURPLE
8	18	GREY
9		

INPUT 12V+ FROM PUMP (MINIMUM 10.5V)  
INPUT GND FROM PUMP  
OUTPUT 12V+ TO PUMP VALVE LF  
OUTPUT 12V+ TO PUMP VALVE RF  
OUTPUT 12V+ TO PUMP VALVE RR  
OUTPUT 12V+ TO PUMP VALVE LR  
OUTPUT 12V+ TO PUMP RETRACT  
OUTPUT 12V+ TO PUMP EXTEND  
OUTPUT 12V+ TO PUMP PRESSURE SW

PIN	GAGE	COLOR
1	12	RED
2	12	BLACK
3	18	BROWN
4	18	WHITE
5	18	YELLOW
6	18	ORANGE
7	18	GREEN
8	18	BLUE
9	18	YELLOW/BLACK

BI-ROTATIONAL PUMP #7837

HARNESS 6791BR

PIN	GAGE	COLOR
1	18	ORANGE
2	18	WHITE
3	18	BLUE
4	18	YELLOW
5	18	BROWN
6	18	GREEN
7		
8		
9	18	YELLOW/BLACK

PIN	GAGE	COLOR
1	18	ORANGE
2	14	WHITE
3	18	DARK BLUE
4	18	YELLOW
5	18	BROWN
6	18	DARK GREEN
7		
8		
9	18	YELLOW/BLACK

INPUT. 12V+ TO LEFT REAR VALVE COIL  
INPUT. 12V+ TO RIGHT FRONT VALVE COIL  
INPUT. 12V+ TO MOTOR EXTEND SOLENOID  
INPUT. 12V+ TO RIGHT REAR VALVE COIL  
INPUT. 12V+ TO LEFT FRONT VALVE COIL  
INPUT. 12V+ TO MOTOR RETRACT SOLENOID

PRESSURE SW 12V+ OUTPUT

PIN	GAGE	COLOR
B	12	BLACK
A	12	RED

PIN	GAGE	COLOR
B	12	BLACK
A	12	RED

HARNESS 6572

GROUND FROM CHASSIS  
12V+ YELLOW (20A FUSE)

EQUALIZER SYSTEMS  
MAIN 12V POWER  
INPUT. FROM PUMP  
MOTOR SOLENOID  
AND CHASSIS  
BATTERIES.

GROUND INPUT  
FROM CHASSIS  
CONNECTED TO STUD  
ON SIDE OF PUMP

NOTES:

THE 12V POWER SOURCE MUST NOT DROP BELOW 10.5 VOLTS MEASURED AT THE YELLOW FUSE WIRE ON THE PUMP OR THE PUMP VALVE COIL BEING ENERGIZED WITH THE METER GROUND ON THE PUMP CASE GROUND.

THE PARK BRAKE INPUT TO THE LEVEL CONTROLLER ARE GROUND INPUTS. IT IS PULLED HIGH TO 12V INTERNALLY THROUGH A RESISTOR. IT IS LOOKING FOR AN ACTIVE LOW INPUT SIGNAL. WHEN THE PARK BRAKE IS ON, IT'S SENDING A GROUND TO THE PARK BRAKE INPUT OF THE LEVEL CONTROLLER.

*Equalizer*

55169 COUNTY ROAD 3  
ELKHART, IN 46515

#	REVISIONS	BY:	DATE:

UNLESS OTHERWISE SPECIFIED:  
TOLERANCES:  
.XXX ± 0.010  
.XX ± 0.010  
.X ± 0.030  
ANG. ± 1/2"  
REMOVE ALL BURRS AND SHARP EDGES .015 MAX

TITLE			USED ON:		
AUTO LEVEL SCHEMATIC			NEWMAR-VENTANA LE & VENTANA		
SIZE	SCALE	MATERIAL			
A	1:1				
DRW BY:	DATE:	SYSTEMS			
SJ	7/26/16	8244A-8245A-8282A-8311A-8642A-8643A-8749A			
APP'D BY	DATE:	PAGE:	DWG NO.:	REV:	
		1 OF 1	P8244A		

NOTICE - This drawing, including principles of design, is the property of Days Corporation, Elkhart, Indiana, with the agreement that it is not to be reproduced, copied, or loaned in any manner that may constitute a detriment directly or indirectly to Days Corporation. Acceptance of this will be construed as an agreement of the above.

6179 PUMP TO CONTROL PANEL HARNESS

CHASSIS INTERFACE CONNECTIONS

INPUT. IGNITION FROM COACH. 12V+ WHEN IGN ON. 

GAGE	COLOR
18	PINK

  
 INPUT. PARK BRAKE GND WHEN BRAKE ON 

18	BLACK/YELLOW
----	--------------

7770KS PUMP

6910 HARNESS

PIN	GAGE	COLOR
1	18	ORANGE
2	18	WHITE
3	18	BLUE
4	18	YELLOW
5	18	BROWN
6	18	GREEN
7		
8		
9	18	YELLOW/BLACK

PIN	GAGE	COLOR
1	18	ORANGE
2	18	WHITE
3	16	DARK BLUE
4	18	YELLOW
5	18	BROWN
6	16	DARK GREEN
7		
8		
9	18	YELLOW/BLACK

INPUT. 12V+ TO LEFT REAR VALVE COIL  
 INPUT. 12V+ TO RIGHT FRONT VALVE COIL  
 INPUT. 12V+ TO MOTOR EXTEND SOLENOID  
 INPUT. 12V+ TO RIGHT REAR VALVE COIL  
 INPUT. 12V+ TO LEFT FRONT VALVE COIL  
 INPUT. 12V+ TO MOTOR RETRACT SOLENOID

PRESSURE SW 12V+ OUTPUT

6572C HARNESS

PIN	GAGE	COLOR
B	16	BLACK
A	12	RED

PIN	GAGE	COLOR
B	12	BLACK
A	12	RED

GROUND FROM CHASSIS  
 12V+ YELLOW (20A FUSE)

EQUALIZER SYSTEMS  
 MAIN 12V POWER  
 INPUT. FROM PUMP  
 MOTOR SOLENOID  
 AND CHASSIS  
 BATTERIES.

GROUND INPUT  
 FROM CHASSIS  
 CONNECTED TO STUD  
 ON SIDE OF PUMP

NOTES:

THE 12V POWER SOURCE MUST NOT DROP BELOW 10.5 VOLTS MEASURED AT THE YELLOW FUSE WIRE ON THE PUMP OR THE PUMP VALVE COIL BEING ENERGIZED WITH THE METER GROUND ON THE PUMP CASE GROUND.

THE PARK BRAKE INPUT TO THE LEVEL CONTROLLER ARE GROUND INPUTS. IT IS PULLED HIGH TO 12V INTERNALLY THROUGH A RESISTOR. IT IS LOOKING FOR AN ACTIVE LOW INPUT SIGNAL. WHEN THE PARK BRAKE IS ON, IT'S SENDING A GROUND TO THE PARK BRAKE INPUT OF THE LEVEL CONTROLLER.

3149ASBT SMART LEVEL CONTROL PANEL

INPUT 12V+ FROM PUMP (MINIMUM 10.5V)  
 INPUT 12V+ FROM PUMP (MINIMUM 10.5V)  
 INPUT GND FROM PUMP

PIN	GAGE	COLOR
1	16	RED
2	16	RED
3	16	BLACK

INPUT. PARK BRAKE GND. SEE NOTES  
 INPUT. 12V+ WHEN IGN ON

PIN	GAGE	COLOR
1		
2	18	BLACK/YELLOW
3	18	PINK
4	18	YELLOW/BLACK

OUTPUT 12V+ TO PUMP RETRACT

PIN	GAGE	COLOR
5		
6	18	GREEN

OUTPUT 12V+ TO PUMP VALVE RR  
 OUTPUT 12V+ TO PUMP VALVE LR  
 OUTPUT 12V+ TO PUMP VALVE RF  
 OUTPUT 12V+ TO PUMP VALVE LF  
 OUTPUT 12V+ TO PUMP EXTEND

PIN	GAGE	COLOR
7		
8	18	YELLOW
9	18	ORANGE
10	18	WHITE
11	18	BROWN
12	18	BLUE

+5V SUPPLY  
 GROUND  
 SERIAL DATA  
 SERIAL CLOCK

PIN	GAGE	COLOR
1	18	RED
2	18	BLACK
3	18	TAN
4	18	GRAY

OPTIONAL REMOTE  
 SENSOR CABLE

**Equalizer** 55169 COUNTY ROAD 3  
 ELKHART, IN 46515

#	REVISIONS	BY:	DATE:

UNLESS OTHERWISE SPECIFIED:  
 TOLERANCES:  
 .XXX ± 0.010  
 .XX ± 0.010  
 .X ± 0.030  
 ANG. ± 1/2°  
 REMOVE ALL BURRS AND SHARP EDGES .015 MAX

TITLE EQ SMART LEVEL SCHEMATIC			USED ON: NEWMAR-BAY STAR & CANYON STAR		
SIZE A	SCALE 1:1	SYSTEMS 8582F-8612E			
DRW BY: SJ	DATE: 4/12/19	PART NAME: 8582F/8612E WIRING SCHEMATIC			
APP'D BY -	DATE: -	PAGE: 1 OF 1	DWG NO.: 8582F/8612E	REV: -	

NOTICE - This drawing, including principles of design, is the property of Days Corporation, Elkhart, Indiana, with the agreement that it is not to be reproduced, copied, or loaned in any manner that may constitute a detriment directly or indirectly to Days Corporation. Acceptance of this will be construed as an agreement of the above.

6180 PUMP TO CONTROL PANEL HARNESS

GRAY = 12V+ FOR TWO MINUTES TO DEFLATE AIR SUSPENSION INITIATED BY THE AUTO LEVEL COMMAND.  
PURPLE = 12V+ TO INFLATE AIR SUSPENSION INITIATED BY ALL RETRACT COMMAND.

PIN	GAGE	COLOR
1	18	GREY
2	18	PURPLE
3	18	BLACK
4		

PIN	GAGE	COLOR
1		
2	18	BLK/YELLOW
3	18	PINK

INPUT. PARK BRAKE GND WHEN BRAKE ON  
INPUT. IGNITION FROM COACH. 12V+ WHEN IGN ON.

PIN	GAGE	COLOR
1	18	ORANGE
2	18	WHITE
3	18	BLUE
4	18	YELLOW
5	18	BROWN
6	18	GREEN
7		
8		
9	18	YELLOW/BLACK

PIN	GAGE	COLOR
1	18	ORANGE
2	18	WHITE
3	16	DARK BLUE
4	18	YELLOW
5	18	BROWN
6	16	DARK GREEN
7		
8		
9	18	YELLOW/BLACK

7837KS PUMP  
6910 HARNESS  
INPUT. 12V+ TO LEFT REAR VALVE COIL  
INPUT. 12V+ TO RIGHT FRONT VALVE COIL  
INPUT. 12V+ TO MOTOR EXTEND SOLENOID  
INPUT. 12V+ TO RIGHT REAR VALVE COIL  
INPUT. 12V+ TO LEFT FRONT VALVE COIL  
INPUT. 12V+ TO MOTOR RETRACT SOLENOID

PRESSURE SW 12V+ OUTPUT

3149ASBT SMART LEVEL CONTROL PANEL

INPUT 12V+ FROM PUMP (MINIMUM 10.5V)  
INPUT 12V+ FROM PUMP (MINIMUM 10.5V)  
INPUT GND FROM PUMP

PIN	GAGE	COLOR
1	16	RED
2	16	RED
3	16	BLACK

OUTPUT 12V+ (SUSPENSION INFLATE)  
INPUT. PARK BRAKE GND. SEE NOTES  
INPUT. 12V+ WHEN IGN ON

PIN	GAGE	COLOR
1	18	PURPLE
2	18	BLACK/YELLOW
3	18	PINK
4	18	YELLOW/BLACK
5		

OUTPUT 12V+ TO PUMP RETRACT  
OUTPUT 12V+ (SUSPENSION DEFLATE)  
OUTPUT 12V+ TO PUMP VALVE RR  
OUTPUT 12V+ TO PUMP VALVE LR  
OUTPUT 12V+ TO PUMP VALVE RF  
OUTPUT 12V+ TO PUMP VALVE LF  
OUTPUT 12V+ TO PUMP EXTEND

PIN	GAGE	COLOR
6	18	GREEN
7	18	GREY
8	18	YELLOW
9	18	ORANGE
10	18	WHITE
11	18	BROWN
12	18	BLUE

+5V SUPPLY  
GROUND  
SERIAL DATA  
SERIAL CLOCK

PIN	GAGE	COLOR
1	18	RED
2	18	BLACK
3	18	TAN
4	18	GRAY

OPTIONAL REMOTE SENSOR CABLE

PIN	GAGE	COLOR
B	16	BLACK
A	12	RED

PIN	GAGE	COLOR
B	12	BLACK
A	12	RED

6572C HARNESS  
GROUND FROM CHASSIS  
12V+ YELLOW (20A FUSE)

EQUALIZER SYSTEMS  
MAIN 12V POWER  
INPUT. FROM PUMP  
MOTOR SOLENOID  
AND CHASSIS  
BATTERIES.

GROUND INPUT  
FROM CHASSIS  
CONNECTED TO STUD  
ON SIDE OF PUMP

NOTES:

THE 12V POWER SOURCE MUST NOT DROP BELOW 10.5 VOLTS MEASURED AT THE YELLOW FUSE WIRE ON THE PUMP OR THE PUMP VALVE COIL BEING ENERGIZED WITH THE METER GROUND ON THE PUMP CASE GROUND.

THE PARK BRAKE INPUT TO THE LEVEL CONTROLLER ARE GROUND INPUTS. IT IS PULLED HIGH TO 12V INTERNALLY THROUGH A RESISTOR. IT IS LOOKING FOR AN ACTIVE LOW INPUT SIGNAL. WHEN THE PARK BRAKE IS ON, IT'S SENDING A GROUND TO THE PARK BRAKE INPUT OF THE LEVEL CONTROLLER.

*Equalizer*

55169 COUNTY ROAD 3  
ELKHART, IN 46515

#	REVISIONS	BY:	DATE:

UNLESS OTHERWISE SPECIFIED:  
TOLERANCES:  
.XXX ± 0.010  
.XX ± 0.010  
.X ± 0.030  
ANG. ± 1/2°  
REMOVE ALL BURRS AND SHARP EDGES .015 MAX

TITLE EQ SMART LEVEL SCHEMATIC		USED ON: NEWMAR-ALL KOUNTRY STAR & VENTANA	
SIZE A	SCALE 1: 1	SYSTEMS 8244B-8245B-8282B-8311B-8642B-8643B-8749B-8979	
DRW BY: SJ	DATE: 4/12/19	PART NAME: EQ SMART LEVEL WIRING SCHEMATIC	
APP'D BY —	DATE: —	PAGE: 1 OF 1	DWG NO.: 8244B
		REV: —	

NOTICE - This drawing, including principles of design, is the property of Days Corporation, Elkhart, Indiana, with the agreement that it is not to be reproduced, copied, or loaned in any manner that may constitute a detriment directly or indirectly to Days Corporation. Acceptance of this will be construed as an agreement of the above.



6325 PUMP TO CONTROL PANEL HARNESS

GRAY = 12V+ FOR TWO MINUTES TO DEFLATE AIR SUSPENSION INITIATED BY THE AUTO LEVEL COMMAND.  
PURPLE = 12V+ TO INFLATE AIR SUSPENSION INITIATED BY ALL RETRACT COMMAND.

PIN	GAGE	COLOR
1	18	GREY
2	18	PURPLE
3	18	BLACK
4		

PIN	GAGE	COLOR
1		
2	18	BLK/YELLOW
3	18	PINK

INPUT. PARK BRAKE GND WHEN BRAKE ON  
INPUT. IGNITION FROM COACH. 12V+ WHEN IGN ON.

PIN	GAGE	COLOR
1	18	ORANGE
2	18	WHITE
3	18	BLUE
4	18	YELLOW
5	18	BROWN
6	18	GREEN
7		
8		
9	18	YELLOW/BLACK

PIN	GAGE	COLOR
1	18	ORANGE
2	18	WHITE
3	16	DARK BLUE
4	18	YELLOW
5	18	BROWN
6	16	DARK GREEN
7		
8		
9	18	YELLOW/BLACK

7948KS PUMP  
6910 HARNESS  
INPUT. 12V+ TO LEFT REAR VALVE COIL  
INPUT. 12V+ TO RIGHT FRONT VALVE COIL  
INPUT. 12V+ TO MOTOR EXTEND SOLENOID  
INPUT. 12V+ TO RIGHT REAR VALVE COIL  
INPUT. 12V+ TO LEFT FRONT VALVE COIL  
INPUT. 12V+ TO MOTOR RETRACT SOLENOID

PRESSURE SW 12V+ OUTPUT

3149ASBT SMART LEVEL CONTROL PANEL

INPUT 12V+ FROM PUMP (MINIMUM 10.5V)  
INPUT 12V+ FROM PUMP (MINIMUM 10.5V)  
INPUT GND FROM PUMP

PIN	GAGE	COLOR
1	16	RED
2	16	RED
3	16	BLACK

OUTPUT 12V+ (SUSPENSION INFLATE)  
INPUT. PARK BRAKE GND. SEE NOTES  
INPUT. 12V+ WHEN IGN ON

PIN	GAGE	COLOR
1	18	PURPLE
2	18	BLACK/YELLOW
3	18	PINK
4	18	YELLOW/BLACK
5		

OUTPUT 12V+ TO PUMP RETRACT  
OUTPUT 12V+ (SUSPENSION DEFLATE)  
OUTPUT 12V+ TO PUMP VALVE RR  
OUTPUT 12V+ TO PUMP VALVE LR  
OUTPUT 12V+ TO PUMP VALVE RF  
OUTPUT 12V+ TO PUMP VALVE LF  
OUTPUT 12V+ TO PUMP EXTEND

PIN	GAGE	COLOR
6	18	GREEN
7	18	GREY
8	18	YELLOW
9	18	ORANGE
10	18	WHITE
11	18	BROWN
12	18	BLUE

+5V SUPPLY  
GROUND  
SERIAL DATA  
SERIAL CLOCK

PIN	GAGE	COLOR
1	18	RED
2	18	BLACK
3	18	TAN
4	18	GRAY

OPTIONAL REMOTE SENSOR CABLE

PIN	GAGE	COLOR
B	16	BLACK
A	12	RED

PIN	GAGE	COLOR
B	12	BLACK
A	12	RED

6572C HARNESS

GROUND FROM CHASSIS  
12V+ YELLOW (20A FUSE)

EQUALIZER SYSTEMS  
MAIN 12V POWER  
INPUT. FROM PUMP  
MOTOR SOLENOID  
AND CHASSIS  
BATTERIES.

GROUND INPUT  
FROM CHASSIS  
CONNECTED TO STUD  
ON SIDE OF PUMP

NOTES:

THE 12V POWER SOURCE MUST NOT DROP BELOW 10.5 VOLTS MEASURED AT THE YELLOW FUSE WIRE ON THE PUMP OR THE PUMP VALVE COIL BEING ENERGIZED WITH THE METER GROUND ON THE PUMP CASE GROUND.

THE PARK BRAKE INPUT TO THE LEVEL CONTROLLER ARE GROUND INPUTS. IT IS PULLED HIGH TO 12V INTERNALLY THROUGH A RESISTOR. IT IS LOOKING FOR AN ACTIVE LOW INPUT SIGNAL. WHEN THE PARK BRAKE IS ON, IT'S SENDING A GROUND TO THE PARK BRAKE INPUT OF THE LEVEL CONTROLLER.

*Equalizer*

55169 COUNTY ROAD 3  
ELKHART, IN 46515

#	REVISIONS	BY:	DATE:

UNLESS OTHERWISE SPECIFIED:  
TOLERANCES:  
.XXX ± 0.010  
.XX ± 0.010  
.X ± 0.030  
ANG. ± 1/2°  
REMOVE ALL BURRS AND SHARP EDGES .015 MAX

TITLE  
EQ SMART LEVEL SCHEMATIC  
SIZE SCALE SYSTEMS  
A 1: 1 8846  
DRW BY: SJ  
DATE: 4/12/19  
APP'D BY: —  
DATE: —

USED ON:  
NEWMAR-CANYON STAR DIESEL  
PART NAME:  
EQ SMART LEVEL WIRING SCHEMATIC  
PAGE: 1 OF 1  
DWG NO.: 8846  
REV: —

NOTICE - This drawing, including principles of design, is the property of Days Corporation, Elkhart, Indiana, with the agreement that it is not to be reproduced, copied, or loaned in any manner that may constitute a detriment directly or indirectly to Days Corporation. Acceptance of this will be construed as an agreement of the above.

## Purge Instructions for Newmar Systems

This procedure must be performed with the initial installation & running of the hydraulic system, and following installation of the pump assembly and jacks. This procedure applies only to the MH-4 systems that are equipped with the Bi-rotational pump. All electrical and hose connections must be completed before the purging process. **You Must Follow this Procedure Strictly. Any Deviation from the Process will cause the purging process to become difficult and time consuming.**

- 1) Fill the reservoir with Dexron ATF.
- 2) Attach a hose with coupler to the quick disconnect fitting on the end of the manifold. Place the end of the hose into a clean container. During the initial run of the pump this hose will have air coming out of it with the possibility of a little residual fluid from the retract side of the system.
- 3) Run the pump to extend the jacks. Maintain the fluid level in the reservoir  $\frac{1}{4}$  to  $\frac{1}{2}$  full. Do not allow the reservoir to run empty. If jack(s) will not fully extend, crack loose the upper hose(s) at the jack(s) and run the pump to extend until air is expelled. **Use Caution-hydraulic fluid will be under high pressure.** Retighten the hoses and complete the extensions of the jacks. Maintain the fluid level as described above.
- 4) Remove the hose and coupler from the quick disconnect fitting attached to the manifold.
- 5) Run the pump to retract the jacks. Maintain the fluid level as above. Do not fill the reservoir to full until after the legs are fully retracted.
- 6) **IMPORTANT**-If fluid in reservoir appears to be aerated (foaming), allow unit to rest until foam dissipates (approx. 5-10 minutes).
- 7) Fully extend and retract jacks a minimum of 3 times. Allow any foam in the reservoir to dissipate before each run. Keep the fluid level above  $\frac{1}{4}$  to  $\frac{1}{2}$  at all times.
- 8) After final runs, with jacks fully retracted, add fluid up to the fill line.

## Additional Notes Regarding Purging

- The reservoir fluid level will be the greatest when all jacks are fully retracted: the fluid level will be lowest when all jacks are fully extended.
- Never allow the reservoir to go empty. Maintain the fluid level at least  $\frac{3}{4}$  full when the jacks are retracted.
- Being patient helps. It does no good to run the pump and try to move the jacks when the reservoir is full of foam. Pumping foam will only reintroduce air into the system and will prolong the process unnecessarily.
- We want the air out. Allowing the air to dissipate through the reservoir and maintaining the reservoir fluid level will get things working faster.