

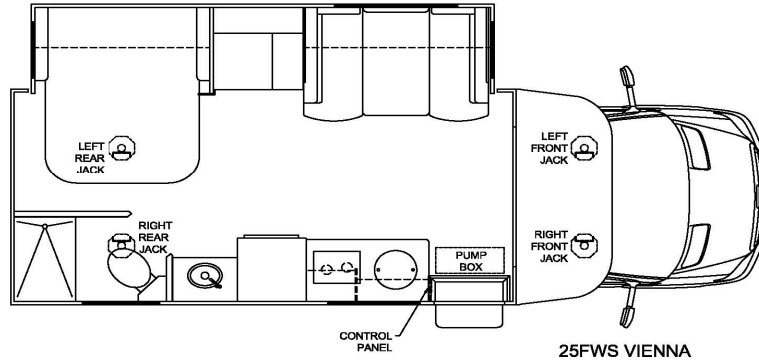


**EQ SMART-LEVEL**  
**RENEGADE SYSTEM BOOK**  
**2022-2023**

## TABLE OF CONTENTS

2022 VIENNA	25FWS, 25FWC, 25RML, 25RMC	3-6
2022 VERACRUZ	30VRM	7
2022 VALENCIA	35MB, 38BB, 38RB, 38RW	8-11
2022 VERONA	34VQB, 36VSB, 40VBH, 40VRB	12-15
2022 VERONA LE	37LMB, 38LDG, 40LRB, 40LTS	16-19
2022 EXPLORER	38EMB, 40ERB	20-22
2022 XL	X43DB, X45BBC, X45DBM, X45QS	23-25
2023 VIENNA	25FWS, 25FWC, 25RML, 25RMC, 25TBN, 25TBC	26-31
2023 VERACRUZ	30VRM, 30VRW	32-33
2023 VALENCIA	36SB, 38BB, 38RB, 38RW	34-37
2023 VERONA	36VSB, 36VSB-C, 40VBH, 40VBH-C, 40VRB, 40VRB-C	38-40
2023 VERONA LE	37LMB, 38LDG, 40LRB, 40LTS	41-44
2023 EXPLORER	38EMB, 40ERB	45-46
2023 XL	X43DB, X45BBC, X45DBM, X45QS	47-50
2023 CLASSIC	38CSB, 41CMB, 41CRB, 41CRW, 43CMD, 45CBF, 35CME, 45CMR, 45CRS	51-55
Jack Drawings	(7160, 7214, 7214REN, 7214RENSP, 7261, 7636, 7636REN, 7842REV, 70202, 70203, 70269EQ, 70270EQ)	56-85
Pump Drawings	(7629SFP, 7846KS, 7982KS, 7998SFP, 70036KS)	86-110
Hose Kits	(7977, 70096, 70196, 70197, 70213, 70214)	111-122
Wiring Schematics	(8143RENB/8144RENB, 8237D, 8083B, 8609B, 8757RENB)	123-127

RENEGADE 2022  
VIENNA 25FWS



**Notes:**

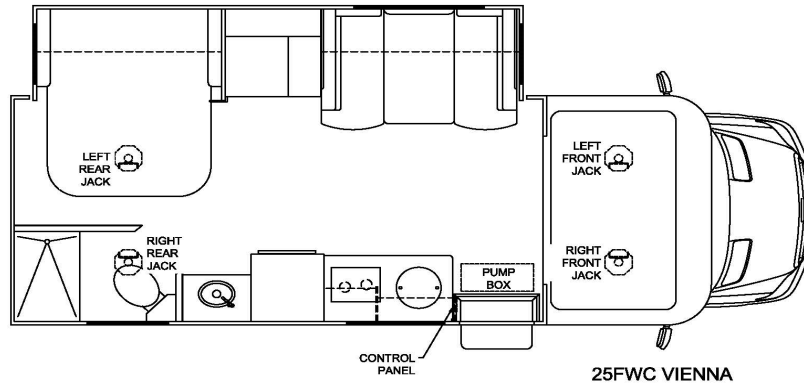
1) 70202 and 70203 include mounting bracket. To order jack assembly, use 7842A.

Item, Length	Description / Location	Qty	Color	Equalizer Part No.
Kit	Panel and harness only	1		8757RENB
Pump	4-Function, Jacks	1		7982KS
Jack	(DS front) 7,500 lbs, 13" Stroke	1		70202
Jack	(PS front) 7,500 lbs, 13" Stroke	1		70203
Cross Tie Assembly	Used to tie front jacks together	1		70201
Jack	(DS rear) 7,500 lbs, 13" Stroke	1		70269EQ
Jack	(PS rear) 7,500 lbs, 13" Stroke	1		70270EQ
Cross Tie Assembly	Used to tie rear jacks together	1		7970A
Control Panel	Located near entry door	1		3197SC
Harness	Connects Pump to Control Panel	1		6133-15
Hose Kit	Complete Set of Hoses	1		7977
Hose, 4'	Left Rear Jack Bottom, Right Rear Jack Bottom	1	Org Stripe/Yel Stripe	2459
Hose, 6'	Pump to Jack, Right Front Top	1	White Solid	2461
Hose, 6'	Pump to Jack, Right Front Bottom	1	White Stripe	2461
Hose, 10'	Pump to Jack, Left Front Top	1	Brown Solid	2465
Hose, 10'	Pump to Jack, Left Front Bottom	1	Brown Stripe	2465
Hose, 14'	Pump to Jack, Left Rear Top	1	Orange Solid	2469
Hose, 14'	Pump to Jack, Left Rear Bottom	1	Orange Stripe	2469
Hose, 14'	Pump to Jack, Right Rear Top	1	Yellow Solid	2469

**Options**


**Revisions**


RENEGADE 2022  
VIENNA 25FWC



**Notes:**

1) 70202 and 70203 include mounting bracket. To order jack assembly, use 7842A.

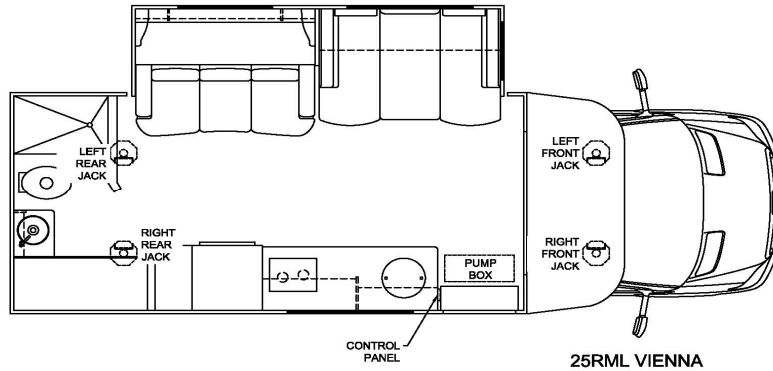
Item, Length	Description / Location	Qty	Color	Equalizer Part No.
Kit	Panel and harness only	1		8757RENB
Pump	4-Function, Jacks	1		7982KS
Jack	(DS front) 7,500 lbs, 13" Stroke	1		70202
Jack	(PS front) 7,500 lbs, 13" Stroke	1		70203
Cross Tie Assembly	Used to tie front jacks together	1		70201
Jack	(DS rear) 7,500 lbs, 13" Stroke	1		70269EQ
Jack	(PS rear) 7,500 lbs, 13" Stroke	1		70270EQ
Cross Tie Assembly	Used to tie rear jacks together	1		7970A
Control Panel	Located near entry door	1		3197SC
Harness	Connects Pump to Control Panel	1		6133-15
Hose Kit	Complete Set of Hoses	1		7977
Hose, 4'	Left Rear Jack Bottom, Right Rear Jack Bottom	1	Org Stripe/Yel Stripe	2459
Hose, 6'	Pump to Jack, Right Front Top	1	White Solid	2461
Hose, 6'	Pump to Jack, Right Front Bottom	1	White Stripe	2461
Hose, 10'	Pump to Jack, Left Front Top	1	Brown Solid	2465
Hose, 10'	Pump to Jack, Left Front Bottom	1	Brown Stripe	2465
Hose, 14'	Pump to Jack, Left Rear Top	1	Orange Solid	2469
Hose, 14'	Pump to Jack, Left Rear Bottom	1	Orange Stripe	2469
Hose, 14'	Pump to Jack, Right Rear Top	1	Yellow Solid	2469

**Options**


**Revisions**




RENEGADE 2022  
VIENNA 25RML



**Notes:**

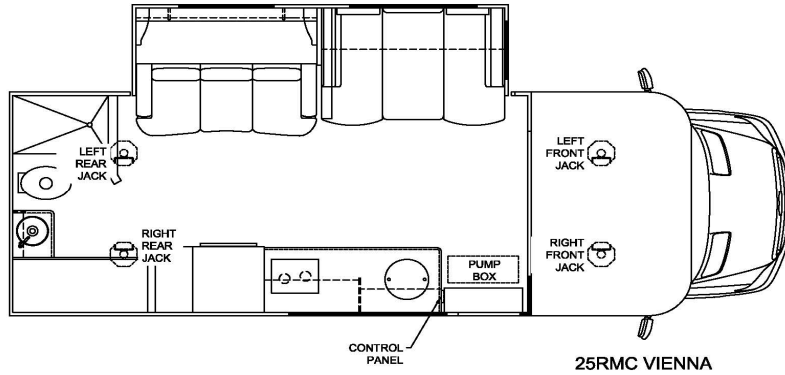
1) 70202 and 70203 include mounting bracket. To order jack assembly, use 7842A.

Item, Length	Description / Location	Qty	Color	Equalizer Part No.
Kit	Panel and harness only	1		8757RENB
Pump	4-Function, Jacks	1		7982KS
Jack	(DS front) 7,500 lbs, 13" Stroke	1		70202
Jack	(PS front) 7,500 lbs, 13" Stroke	1		70203
Cross Tie Assembly	Used to tie front jacks together	1		70201
Jack	(DS rear) 7,500 lbs, 13" Stroke	1		70269EQ
Jack	(PS rear) 7,500 lbs, 13" Stroke	1		70270EQ
Cross Tie Assembly	Used to tie rear jacks together	1		7970A
Control Panel	Located near entry door	1		3197SC
Harness	Connects Pump to Control Panel	1		6133-15
Hose Kit	Complete Set of Hoses	1		7977
Hose, 4'	Left Rear Jack Bottom, Right Rear Jack Bottom	1	Org Stripe/Yel Stripe	2459
Hose, 6'	Pump to Jack, Right Front Top	1	White Solid	2461
Hose, 6'	Pump to Jack, Right Front Bottom	1	White Stripe	2461
Hose, 10'	Pump to Jack, Left Front Top	1	Brown Solid	2465
Hose, 10'	Pump to Jack, Left Front Bottom	1	Brown Stripe	2465
Hose, 14'	Pump to Jack, Left Rear Top	1	Orange Solid	2469
Hose, 14'	Pump to Jack, Left Rear Bottom	1	Orange Stripe	2469
Hose, 14'	Pump to Jack, Right Rear Top	1	Yellow Solid	2469

**Options**


**Revisions**


RENEGADE 2022  
VIENNA 25RMC



**Notes:**

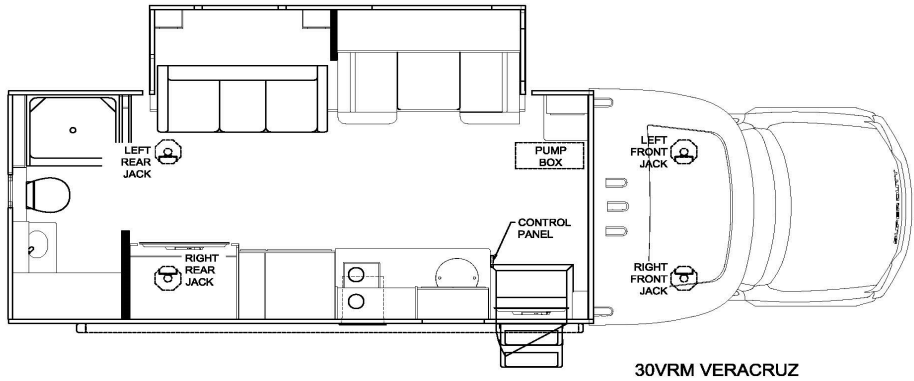
1) 70202 and 70203 include mounting bracket. To order jack assembly, use 7842A.

Item, Length	Description / Location	Qty	Color	Equalizer Part No.
Kit	Panel and harness only	1		8757RENB
Pump	4-Function, Jacks	1		7982KS
Jack	(DS front) 7,500 lbs, 13" Stroke	1		70202
Jack	(PS front) 7,500 lbs, 13" Stroke	1		70203
Cross Tie Assembly	Used to tie front jacks together	1		70201
Jack	(DS rear) 7,500 lbs, 13" Stroke	1		70269EQ
Jack	(PS rear) 7,500 lbs, 13" Stroke	1		70270EQ
Cross Tie Assembly	Used to tie rear jacks together	1		7970A
Control Panel	Located near entry door	1		3197SC
Harness	Connects Pump to Control Panel	1		6133-15
Hose Kit	Complete Set of Hoses	1		7977
Hose, 4'	Left Rear Jack Bottom, Right Rear Jack Bottom	1	Org Stripe/Yel Stripe	2459
Hose, 6'	Pump to Jack, Right Front Top	1	White Solid	2461
Hose, 6'	Pump to Jack, Right Front Bottom	1	White Stripe	2461
Hose, 10'	Pump to Jack, Left Front Top	1	Brown Solid	2465
Hose, 10'	Pump to Jack, Left Front Bottom	1	Brown Stripe	2465
Hose, 14'	Pump to Jack, Left Rear Top	1	Orange Solid	2469
Hose, 14'	Pump to Jack, Left Rear Bottom	1	Orange Stripe	2469
Hose, 14'	Pump to Jack, Right Rear Top	1	Yellow Solid	2469

**Options**


**Revisions**


RENEGADE 2022  
VERACRUZ 30VRM



30VRM VERACRUZ

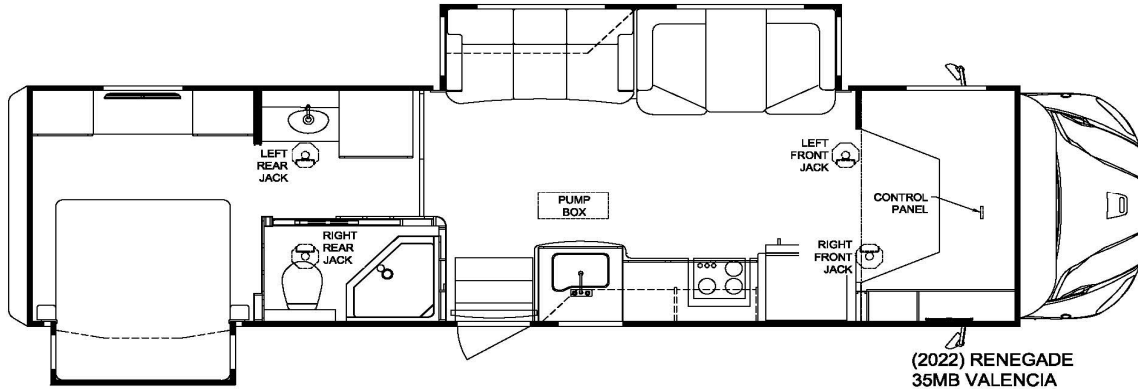
Notes:

Item, Length	Description / Location	Qty	Color	Equalizer Part No.
Kit	Panel and harness only	1		8237D
Pump	4-Function, Jacks	1		7948KS
Jack	(front) 7,500 lbs, 13" Stroke	2		7842REV
Jack	(rear) 12,000 lbs, 16" Stroke	2		7214
Control Panel	Located near entry door	1		3197SC
Harness	Connects Pump to Control Panel	1		6133-30
Hose Kit	Complete Set of Hoses	1		70096
Hose, 8'	Pump to Jack, Left Front Top	1	Brown Solid	2463
Hose, 8'	Pump to Jack, Left Front Bottom	1	Brown Stripe	2463
Hose, 8'	Left Front Jack Bottom, Right Front Jack Bottom	1	Brn Stripe/Wht Stripe	2463
Hose, 8'	Left Rear Jack Bottom, Right Rear Jack Bottom	1	Org Stripe/Yel Stripe	2463
Hose, 10'	Pump to Jack, Right Front Top	1	White Solid	2465
Hose, 22'	Pump to Jack, Right Rear Top	1	Yellow Solid	2476
Hose, 22'	Pump to Jack, Left Rear Top	1	Orange Solid	2476
Hose, 22'	Pump to Jack, Left Rear Bottom	1	Orange Stripe	2476

Options

Revisions

RENEGADE 2022  
VALENCIA 35MB



**Notes:**

7214RENSP is the part number for the jack attached to the bracket. To order just the jack use number 7214

7636REN is the part number for the jack attached to the bracket. To order just the jack use number 7636

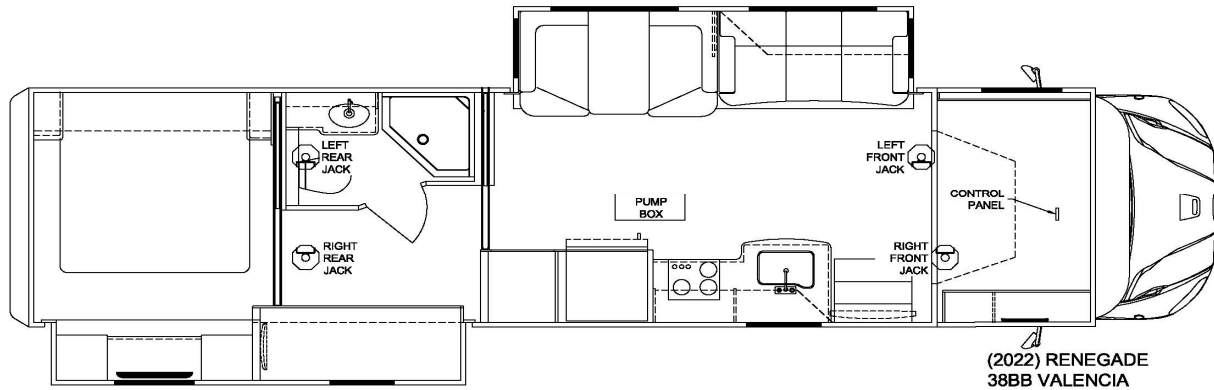
Item, Length	Description / Location	Qty	Color	Equalizer Part No.
Kit	(Items listed below)	1		8083B
Pump	4-Function, Jacks	1		70036KS
Jack	Rear Jacks 12,000 lbs, 16" Stroke	2		7214RENSP
Jack	Driver Side Front 7,500 lbs, 15" Stroke	1		7636
Jack	Passenger Side Front 7,500 lbs, 15" Stroke	1		7636REN
Control Panel	Located overhead of the passenger seat	1		3197SC
Harness	Connects Pump to Control Panel	1		6171-30
Hose Kit	Complete Set of Hoses	1		70196
Hose, 14'	Pump to Jack, Right Front Top	1	White Solid	2469
Hose, 14'	Pump to Jack, Right Front Bottom	1	White Stripe	2469
Hose, 14'	Pump to Jack, Left Front Top	1	Brown Solid	2469
Hose, 14'	Pump to Jack, Left Front Bottom	1	Brown Stripe	2469
Hose, 16'	Pump to Jack, Right Rear Top	1	Yellow Solid	2471
Hose, 16'	Pump to Jack, Right Rear Bottom	1	Yellow Stripe	2471
Hose, 18'	Pump to Jack, Left Rear Top	1	Orange Solid	2473
Hose, 18'	Pump to Jack, Left Rear Bottom	1	Orange Stripe	2473

**Options**


**Revisions**




RENEGADE 2022  
VALENCIA 38BB



**Notes:**

7214RENSP is the part number for the jack attached to the bracket. To order just the jack use number 7214

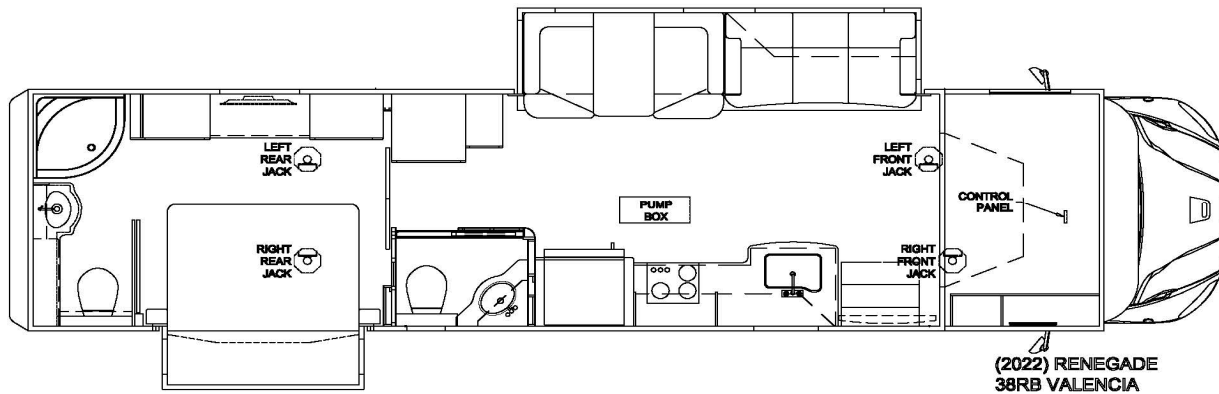
7636REN is the part number for the jack attached to the bracket. To order just the jack use number 7636

Item, Length	Description / Location	Qty	Color	Equalizer Part No.
Kit	(Items listed below)	1		8083B
Pump	4-Function, Jacks	1		70036KS
Jack	Rear Jacks 12,000 lbs, 16" Stroke	2		7214RENSP
Jack	Driver Side Front 7,500 lbs, 15" Stroke	1		7636
Jack	Passenger Side Front 7,500 lbs, 15" Stroke	1		7636REN
Control Panel	Located overhead of the passenger seat	1		3197SC
Harness	Connects Pump to Control Panel	1		6171-30
Hose Kit	Complete Set of Hoses	1		70196
Hose, 14'	Pump to Jack, Right Front Top	1	White Solid	2469
Hose, 14'	Pump to Jack, Right Front Bottom	1	White Stripe	2469
Hose, 14'	Pump to Jack, Left Front Top	1	Brown Solid	2469
Hose, 14'	Pump to Jack, Left Front Bottom	1	Brown Stripe	2469
Hose, 16'	Pump to Jack, Right Rear Top	1	Yellow Solid	2471
Hose, 16'	Pump to Jack, Right Rear Bottom	1	Yellow Stripe	2471
Hose, 18'	Pump to Jack, Left Rear Top	1	Orange Solid	2473
Hose, 18'	Pump to Jack, Left Rear Bottom	1	Orange Stripe	2473

**Options**


**Revisions**


RENEGADE 2022  
VALENCIA 38RB



**Notes:**

7214RENSP is the part number for the jack attached to the bracket. To order just the jack use number 7214

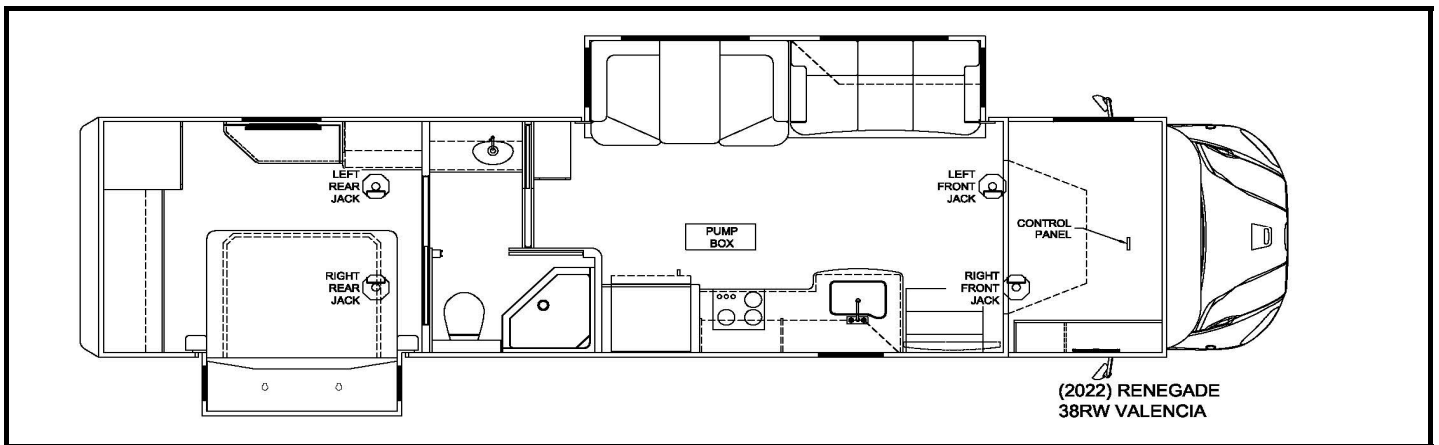
7636REN is the part number for the jack attached to the bracket. To order just the jack use number 7636

Item, Length	Description / Location	Qty	Color	Equalizer Part No.
Kit	(Items listed below)	1		8083B
Pump	4-Function, Jacks	1		70036KS
Jack	Rear Jacks 12,000 lbs, 16" Stroke	2		7214RENSP
Jack	Driver Side Front 7,500 lbs, 15" Stroke	1		7636
Jack	Passenger Side Front 7,500 lbs, 15" Stroke	1		7636REN
Control Panel	Located overhead of the passenger seat	1		3197SC
Harness	Connects Pump to Control Panel	1		6171-30
Hose Kit	Complete Set of Hoses	1		70196
Hose, 14'	Pump to Jack, Right Front Top	1	White Solid	2469
Hose, 14'	Pump to Jack, Right Front Bottom	1	White Stripe	2469
Hose, 14'	Pump to Jack, Left Front Top	1	Brown Solid	2469
Hose, 14'	Pump to Jack, Left Front Bottom	1	Brown Stripe	2469
Hose, 16'	Pump to Jack, Right Rear Top	1	Yellow Solid	2471
Hose, 16'	Pump to Jack, Right Rear Bottom	1	Yellow Stripe	2471
Hose, 18'	Pump to Jack, Left Rear Top	1	Orange Solid	2473
Hose, 18'	Pump to Jack, Left Rear Bottom	1	Orange Stripe	2473

**Options**


**Revisions**


RENEGADE 2022  
VALENCIA 38RW



**Notes:**

7214RENSP is the part number for the jack attached to the bracket. To order just the jack use number 7214

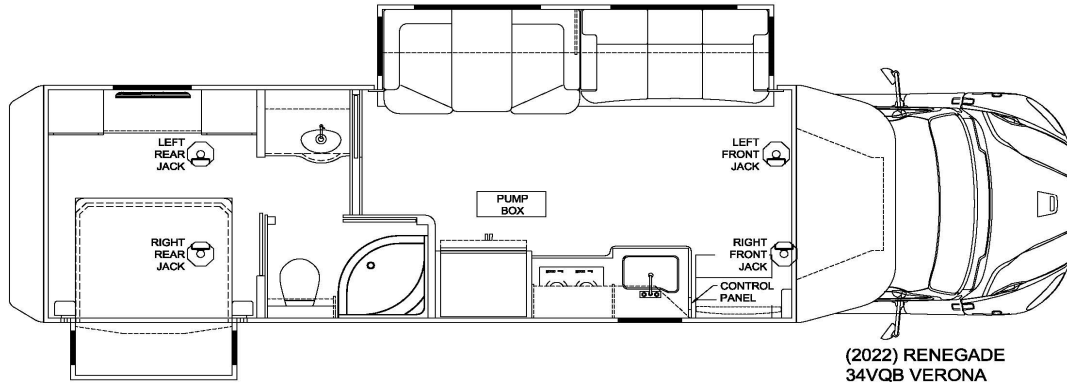
7636REN is the part number for the jack attached to the bracket. To order just the jack use number 7636

Item, Length	Description / Location	Qty	Color	Equalizer Part No.
Kit	(Items listed below)	1		8083B
Pump	4-Function, Jacks	1		70036KS
Jack	Rear Jacks 12,000 lbs, 16" Stroke	2		7214RENSP
Jack	Driver Side Front 7,500 lbs, 15" Stroke	1		7636
Jack	Passenger Side Front 7,500 lbs, 15" Stroke	1		7636REN
Control Panel	Located overhead of the passenger seat	1		3197SC
Harness	Connects Pump to Control Panel	1		6171-30
Hose Kit	Complete Set of Hoses	1		70196
Hose, 14'	Pump to Jack, Right Front Top	1	White Solid	2469
Hose, 14'	Pump to Jack, Right Front Bottom	1	White Stripe	2469
Hose, 14'	Pump to Jack, Left Front Top	1	Brown Solid	2469
Hose, 14'	Pump to Jack, Left Front Bottom	1	Brown Stripe	2469
Hose, 16'	Pump to Jack, Right Rear Top	1	Yellow Solid	2471
Hose, 16'	Pump to Jack, Right Rear Bottom	1	Yellow Stripe	2471
Hose, 18'	Pump to Jack, Left Rear Top	1	Orange Solid	2473
Hose, 18'	Pump to Jack, Left Rear Bottom	1	Orange Stripe	2473

**Options**


**Revisions**


RENEGADE 2022  
VERONA 34VQB



(2022) RENEGADE  
34VQB VERONA

**Notes:**

7214REN is the part number for the jack and bracket bolted together. To order replacement just order 7214

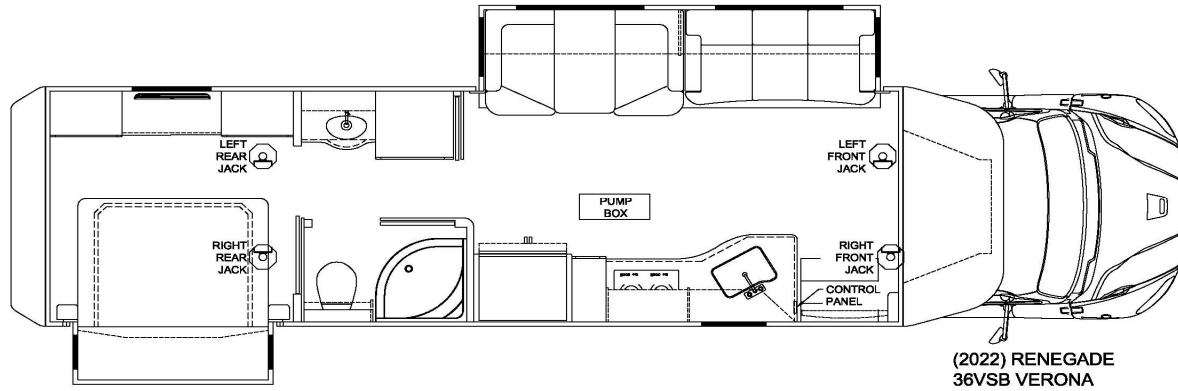
Item, Length	Description / Location	Qty	Color	Equalizer Part No.
Kit	(Items listed below)	1		8609B
Pump	4-Function, Jacks	1		7629SFP
Jack	12,000 lbs, 16" Stroke	4		7214REN
Control Panel	Located next to entry door	1		3197SC
Harness	Connects Pump to Control Panel	1		6171-30
Hose Kit	Complete Set of Hoses	1		70197
Hose, 10'	Pump to Jack, Right Front Top	1	White Solid	2465
Hose, 10'	Pump to Jack, Right Front Bottom	1	White Stripe	2465
Hose, 12'	Pump to Jack, Left Front Top	1	Brown Solid	2467
Hose, 12'	Pump to Jack, Left Front Bottom	1	Brown Stripe	2467
Hose, 20'	Pump to Jack, Right Rear Top	1	Yellow Solid	2475
Hose, 20'	Pump to Jack, Right Rear Bottom	1	Yellow Stripe	2475
Hose, 22'	Pump to Jack, Left Rear Top	1	Orange Solid	2476
Hose, 22'	Pump to Jack, Left Rear Bottom	1	Orange Stripe	2476

**Options**

**Revisions**



RENEGADE 2022  
VERONA 36VSB



(2022) RENEGADE  
36VSB VERONA

**Notes:**

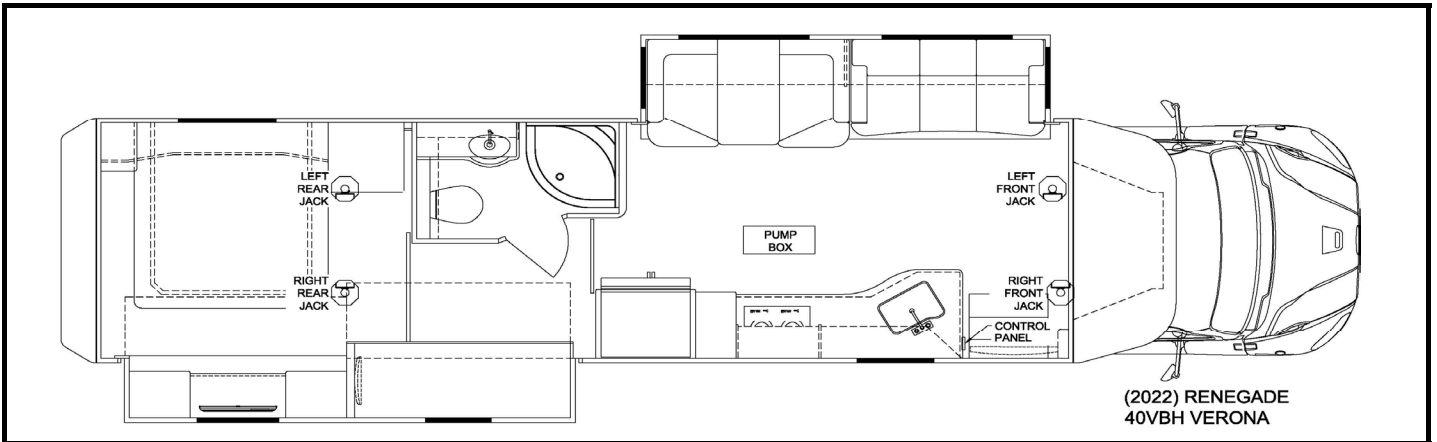
7214REN is the part number for the jack and bracket bolted together. To order replacement just order 7214

Item, Length	Description / Location	Qty	Color	Equalizer Part No.
Kit	(Items listed below)	1		8609B
Pump	4-Function, Jacks	1		7629SFP
Jack	12,000 lbs, 16" Stroke	4		7214REN
Control Panel	Located next to entry door	1		3197SC
Harness	Connects Pump to Control Panel	1		6171-30
Hose Kit	Complete Set of Hoses	1		70197
Hose, 10'	Pump to Jack, Right Front Top	1	White Solid	2465
Hose, 10'	Pump to Jack, Right Front Bottom	1	White Stripe	2465
Hose, 12'	Pump to Jack, Left Front Top	1	Brown Solid	2467
Hose, 12'	Pump to Jack, Left Front Bottom	1	Brown Stripe	2467
Hose, 20'	Pump to Jack, Right Rear Top	1	Yellow Solid	2475
Hose, 20'	Pump to Jack, Right Rear Bottom	1	Yellow Stripe	2475
Hose, 22'	Pump to Jack, Left Rear Top	1	Orange Solid	2476
Hose, 22'	Pump to Jack, Left Rear Bottom	1	Orange Stripe	2476

**Options**

**Revisions**

RENEGADE 2022  
VERONA 40VBH

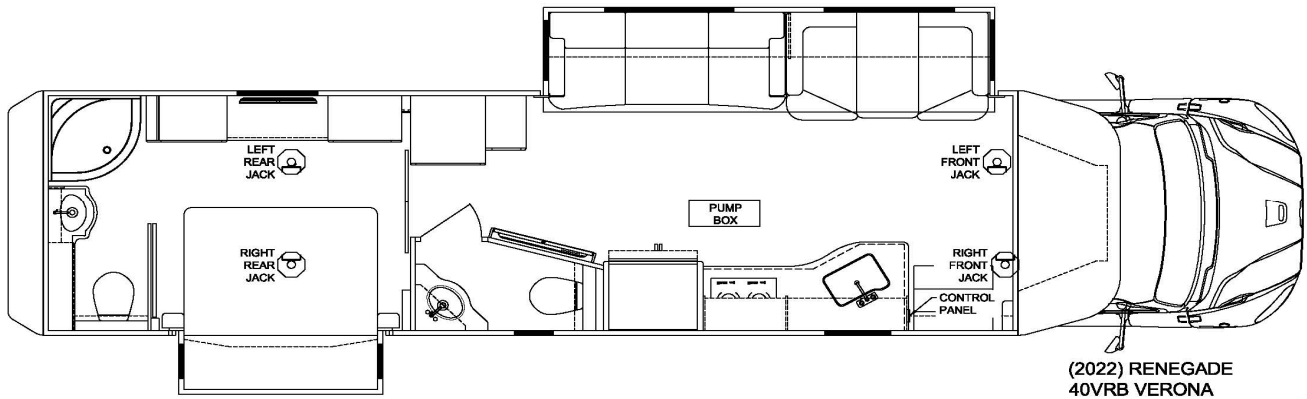


**Notes:**

7214REN is the part number for the jack and bracket bolted together. To order replacement just order 7214

Item, Length	Description / Location	Qty	Color	Equalizer Part No.
Kit	(Items listed below)	1		8609B
Pump	4-Function, Jacks	1		7629SFP
Jack	12,000 lbs, 16" Stroke	4		7214REN
Control Panel	Located next to entry door	1		3197SC
Harness	Connects Pump to Control Panel	1		6171-30
Hose Kit	Complete Set of Hoses	1		70197
Hose, 10'	Pump to Jack, Right Front Top	1	White Solid	2465
Hose, 10'	Pump to Jack, Right Front Bottom	1	White Stripe	2465
Hose, 12'	Pump to Jack, Left Front Top	1	Brown Solid	2467
Hose, 12'	Pump to Jack, Left Front Bottom	1	Brown Stripe	2467
Hose, 20'	Pump to Jack, Right Rear Top	1	Yellow Solid	2475
Hose, 20'	Pump to Jack, Right Rear Bottom	1	Yellow Stripe	2475
Hose, 22'	Pump to Jack, Left Rear Top	1	Orange Solid	2476
Hose, 22'	Pump to Jack, Left Rear Bottom	1	Orange Stripe	2476
Options				
Revisions				

RENEGADE 2022  
VERONA 40VRB



(2022) RENEGADE  
40VRB VERONA

**Notes:**

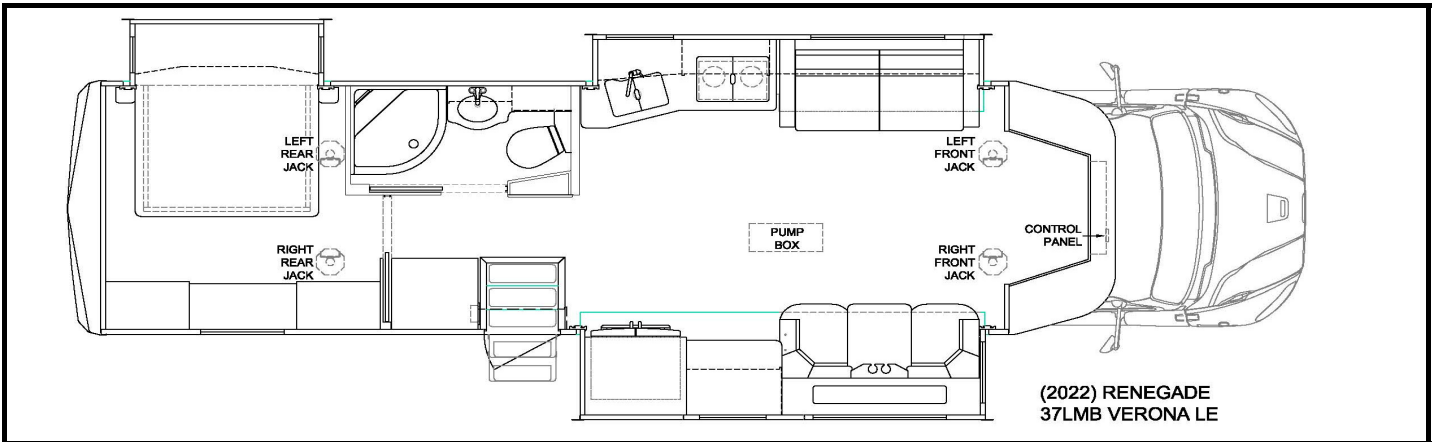
7214REN is the part number for the jack and bracket bolted together. To order replacement just order 7214

Item, Length	Description / Location	Qty	Color	Equalizer Part No.
Kit	(Items listed below)	1		8609B
Pump	4-Function, Jacks	1		7629SFP
Jack	12,000 lbs, 16" Stroke	4		7214REN
Control Panel	Located next to entry door	1		3197SC
Harness	Connects Pump to Control Panel	1		6171-30
Hose Kit	Complete Set of Hoses	1		70197
Hose, 10'	Pump to Jack, Right Front Top	1	White Solid	2465
Hose, 10'	Pump to Jack, Right Front Bottom	1	White Stripe	2465
Hose, 12'	Pump to Jack, Left Front Top	1	Brown Solid	2467
Hose, 12'	Pump to Jack, Left Front Bottom	1	Brown Stripe	2467
Hose, 20'	Pump to Jack, Right Rear Top	1	Yellow Solid	2475
Hose, 20'	Pump to Jack, Right Rear Bottom	1	Yellow Stripe	2475
Hose, 22'	Pump to Jack, Left Rear Top	1	Orange Solid	2476
Hose, 22'	Pump to Jack, Left Rear Bottom	1	Orange Stripe	2476

**Options**


**Revisions**


RENEGADE 2022  
VERONA LE 37LMB



**Notes:**

7214REN is the part number for the jack and bracket bolted together. To order replacement just order 7214

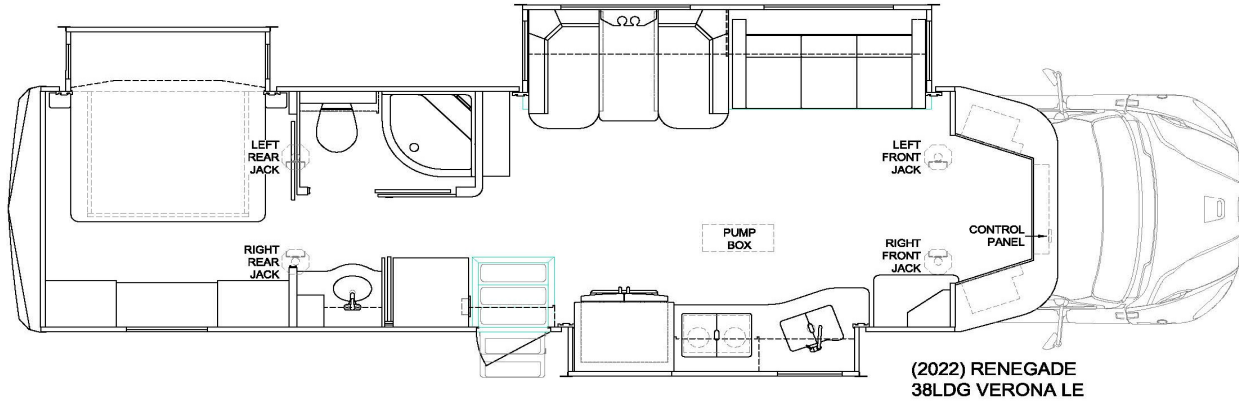
Item, Length	Description / Location	Qty	Color	Equalizer Part No.
Kit	(Items listed below)	1		8609B
Pump	4-Function, Jacks	1		7629SFP
Jack	12,000 lbs, 16" Stroke	4		7214REN
Control Panel	Located overhead of the passenger seat	1		3197SC
Harness	Connects Pump to Control Panel	1		6171-30
Hose Kit	Complete Set of Hoses	1		70197
Hose, 10'	Pump to Jack, Right Front Top	1	White Solid	2465
Hose, 10'	Pump to Jack, Right Front Bottom	1	White Stripe	2465
Hose, 12'	Pump to Jack, Left Front Top	1	Brown Solid	2467
Hose, 12'	Pump to Jack, Left Front Bottom	1	Brown Stripe	2467
Hose, 20'	Pump to Jack, Right Rear Top	1	Yellow Solid	2475
Hose, 20'	Pump to Jack, Right Rear Bottom	1	Yellow Stripe	2475
Hose, 22'	Pump to Jack, Left Rear Top	1	Orange Solid	2476
Hose, 22'	Pump to Jack, Left Rear Bottom	1	Orange Stripe	2476

**Options**


**Revisions**




RENEGADE 2022  
VERONA LE 38LDG



(2022) RENEGADE  
38LDG VERONA LE

**Notes:**

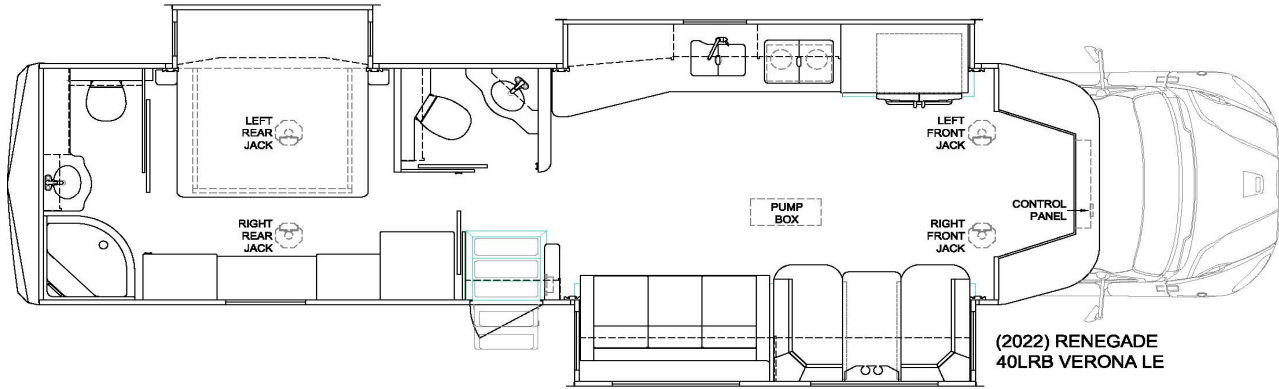
7214REN is the part number for the jack and bracket bolted together. To order replacement just order 7214

Item, Length	Description / Location	Qty	Color	Equalizer Part No.
Kit	(Items listed below)	1		8609B
Pump	4-Function, Jacks	1		7629SFP
Jack	12,000 lbs, 16" Stroke	4		7214REN
Control Panel	Located overhead of the passenger seat	1		3197SC
Harness	Connects Pump to Control Panel	1		6171-30
Hose Kit	Complete Set of Hoses	1		70197
Hose, 10'	Pump to Jack, Right Front Top	1	White Solid	2465
Hose, 10'	Pump to Jack, Right Front Bottom	1	White Stripe	2465
Hose, 12'	Pump to Jack, Left Front Top	1	Brown Solid	2467
Hose, 12'	Pump to Jack, Left Front Bottom	1	Brown Stripe	2467
Hose, 20'	Pump to Jack, Right Rear Top	1	Yellow Solid	2475
Hose, 20'	Pump to Jack, Right Rear Bottom	1	Yellow Stripe	2475
Hose, 22'	Pump to Jack, Left Rear Top	1	Orange Solid	2476
Hose, 22'	Pump to Jack, Left Rear Bottom	1	Orange Stripe	2476

**Options**

**Revisions**

RENEGADE 2022  
VERONA LE 40LRB



**Notes:**

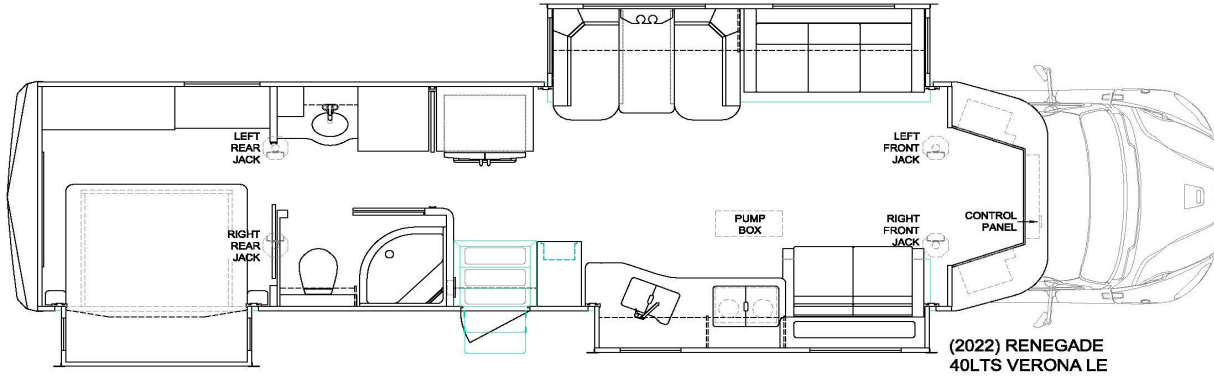
7214REN is the part number for the jack and bracket bolted together. To order replacement just order 7214

Item, Length	Description / Location	Qty	Color	Equalizer Part No.
Kit	(Items listed below)	1		8609B
Pump	4-Function, Jacks	1		7629SFP
Jack	12,000 lbs, 16" Stroke	4		7214REN
Control Panel	Located overhead of the passenger seat	1		3197SC
Harness	Connects Pump to Control Panel	1		6171-30
Hose Kit	Complete Set of Hoses	1		70197
Hose, 10'	Pump to Jack, Right Front Top	1	White Solid	2465
Hose, 10'	Pump to Jack, Right Front Bottom	1	White Stripe	2465
Hose, 12'	Pump to Jack, Left Front Top	1	Brown Solid	2467
Hose, 12'	Pump to Jack, Left Front Bottom	1	Brown Stripe	2467
Hose, 20'	Pump to Jack, Right Rear Top	1	Yellow Solid	2475
Hose, 20'	Pump to Jack, Right Rear Bottom	1	Yellow Stripe	2475
Hose, 22'	Pump to Jack, Left Rear Top	1	Orange Solid	2476
Hose, 22'	Pump to Jack, Left Rear Bottom	1	Orange Stripe	2476

**Options**


**Revisions**


RENEGADE 2022  
VERONA LE 40LTS



**Notes:**

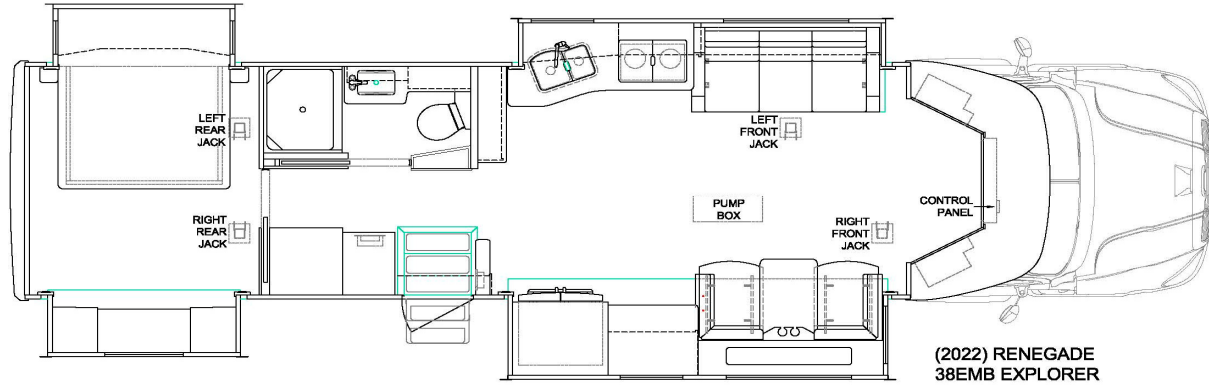
7214REN is the part number for the jack and bracket bolted together. To order replacement just order 7214

Item, Length	Description / Location	Qty	Color	Equalizer Part No.
Kit	(Items listed below)	1		8609B
Pump	4-Function, Jacks	1		7629SFP
Jack	12,000 lbs, 16" Stroke	4		7214REN
Control Panel	Located overhead of the passenger seat	1		3197SC
Harness	Connects Pump to Control Panel	1		6171-30
Hose Kit	Complete Set of Hoses	1		70197
Hose, 10'	Pump to Jack, Right Front Top	1	White Solid	2465
Hose, 10'	Pump to Jack, Right Front Bottom	1	White Stripe	2465
Hose, 12'	Pump to Jack, Left Front Top	1	Brown Solid	2467
Hose, 12'	Pump to Jack, Left Front Bottom	1	Brown Stripe	2467
Hose, 20'	Pump to Jack, Right Rear Top	1	Yellow Solid	2475
Hose, 20'	Pump to Jack, Right Rear Bottom	1	Yellow Stripe	2475
Hose, 22'	Pump to Jack, Left Rear Top	1	Orange Solid	2476
Hose, 22'	Pump to Jack, Left Rear Bottom	1	Orange Stripe	2476

**Options**


**Revisions**


RENEGADE 2022  
EXPLORER 38EMB



Notes:

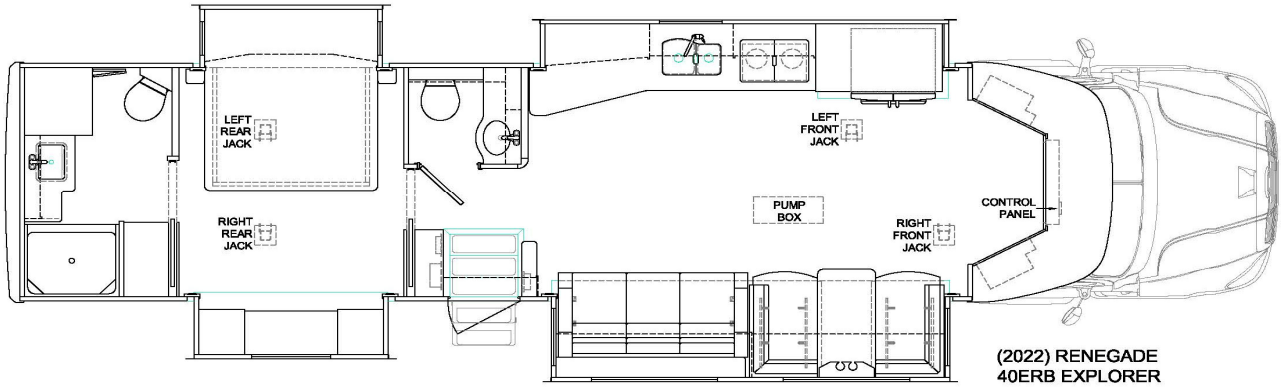
Item, Length	Description / Location	Qty	Color	Equalizer Part No.
Kit	(Items listed below)	1		8143RENB
Pump	4-Function, Jacks	1		7998SFP
Jack	12,000 lbs, 16" Stroke	4		7160
Control Panel	Located overhead of the passenger seat	1		2730SC
Harness	Connects Pump to Control Panel	1		6171-30
Remote Sensor	Located under floor near center of coach	1		3637
Harness	Connects Remote Sensor to Control Panel	1		6164-30
Hose Kit	Complete Set of Hoses	1		70213
Hose, 14'	Pump to Jack, Right Front Top	1	White Solid	2469
Hose, 14'	Pump to Jack, Right Front Bottom	1	White Stripe	2469
Hose, 16'	Pump to Jack, Left Front Top	1	Brown Solid	2471
Hose, 16'	Pump to Jack, Left Front Bottom	1	Brown Stripe	2471
Hose, 20'	Pump to Jack, Right Rear Top	1	Yellow Solid	2475
Hose, 20'	Pump to Jack, Right Rear Bottom	1	Yellow Stripe	2475
Hose, 22'	Pump to Jack, Left Rear Top	1	Orange Solid	2476
Hose, 22'	Pump to Jack, Left Rear Bottom	1	Orange Stripe	2476

Options

Revisions



RENEGADE 2022  
EXPLORER 40ERB



(2022) RENEGADE  
40ERB EXPLORER

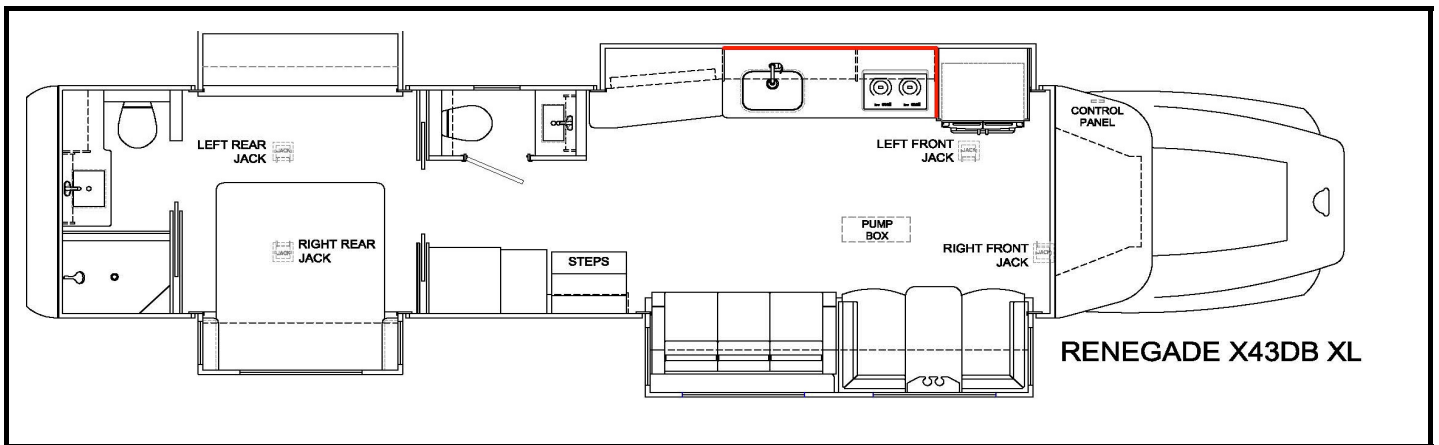
Notes:

Item, Length	Description / Location	Qty	Color	Equalizer Part No.
Kit	(Items listed below)	1		8143RENB
Pump	4-Function, Jacks	1		7998SFP
Jack	12,000 lbs, 16" Stroke	4		7160
Control Panel	Located overhead of the passenger seat	1		2730SC
Harness	Connects Pump to Control Panel	1		6171-30
Remote Sensor	Located under floor near center of coach	1		3637
Harness	Connects Remote Sensor to Control Panel	1		6164-30
Hose Kit	Complete Set of Hoses	1		70213
Hose, 14'	Pump to Jack, Right Front Top	1	White Solid	2469
Hose, 14'	Pump to Jack, Right Front Bottom	1	White Stripe	2469
Hose, 16'	Pump to Jack, Left Front Top	1	Brown Solid	2471
Hose, 16'	Pump to Jack, Left Front Bottom	1	Brown Stripe	2471
Hose, 20'	Pump to Jack, Right Rear Top	1	Yellow Solid	2475
Hose, 20'	Pump to Jack, Right Rear Bottom	1	Yellow Stripe	2475
Hose, 22'	Pump to Jack, Left Rear Top	1	Orange Solid	2476
Hose, 22'	Pump to Jack, Left Rear Bottom	1	Orange Stripe	2476

Options

Revisions

RENEGADE 2022  
XL X43DB



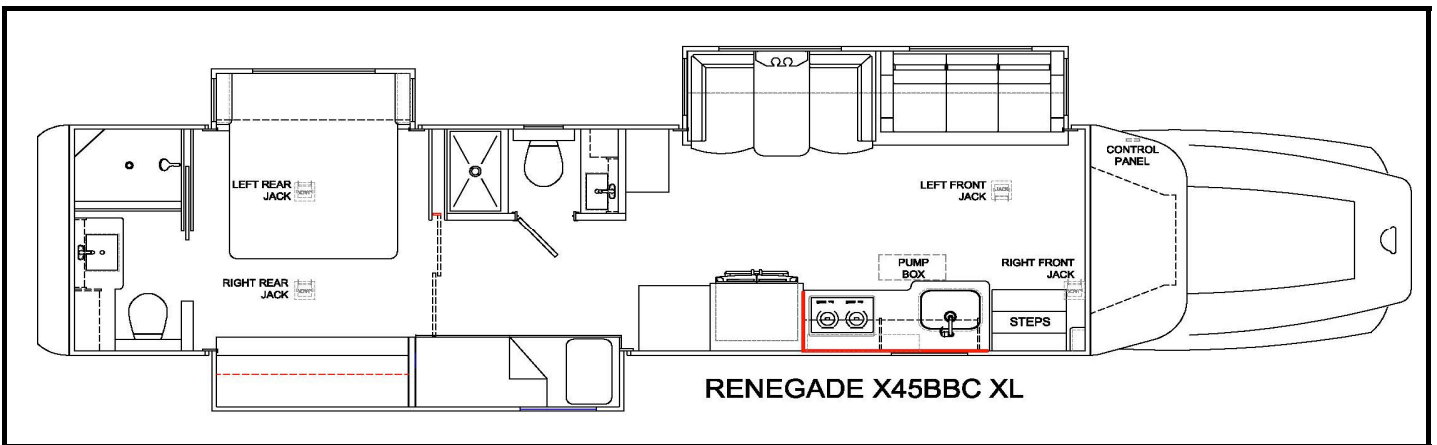
Notes:


Item, Length	Description / Location	Qty	Color	Equalizer Part No.
Kit	(Items listed below)	1		8144RENB
Pump	4-Function, Jacks	1		7998SFP
Jack	25,000 lbs, 16" Stroke	4		7261
Control Panel	Located overhead of the driver seat	1		2730SC
Harness	Connects Pump to Control Panel	1		6171-30
Remote Sensor	Located under floor near center of coach	1		3637
Harness	Connects Remote Sensor to Control Panel	1		6164-30
Hose Kit	Complete Set of Hoses	1		70214
Hose, 16'	Pump to Jack, Right Front Top	1	White Solid	2471
Hose, 16'	Pump to Jack, Right Front Bottom	1	White Stripe	2471
Hose, 18'	Pump to Jack, Left Front Top	1	Brown Solid	2473
Hose, 18'	Pump to Jack, Left Front Bottom	1	Brown Stripe	2473
Hose, 18'	Pump to Jack, Right Rear Top	1	Yellow Solid	2473
Hose, 18'	Pump to Jack, Right Rear Bottom	1	Yellow Stripe	2473
Hose, 18'	Pump to Jack, Left Rear Top	1	Orange Solid	2473
Hose, 18'	Pump to Jack, Left Rear Bottom	1	Orange Stripe	2473


Options


Revisions


RENEGADE 2022  
XL X45BBC



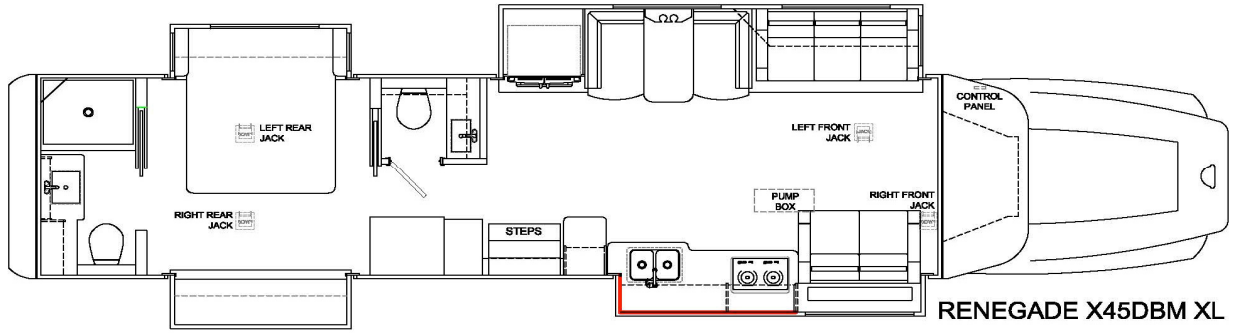
Notes:


Item, Length	Description / Location	Qty	Color	Equalizer Part No.
Kit	(Items listed below)	1		8144RENB
Pump	4-Function, Jacks	1		7998SFP
Jack	25,000 lbs, 16" Stroke	4		7261
Control Panel	Located overhead of the driver seat	1		2730SC
Harness	Connects Pump to Control Panel	1		6171-30
Remote Sensor	Located under floor near center of coach	1		3637
Harness	Connects Remote Sensor to Control Panel	1		6164-30
Hose Kit	Complete Set of Hoses	1		70214
Hose, 16'	Pump to Jack, Right Front Top	1	White Solid	2471
Hose, 16'	Pump to Jack, Right Front Bottom	1	White Stripe	2471
Hose, 18'	Pump to Jack, Left Front Top	1	Brown Solid	2473
Hose, 18'	Pump to Jack, Left Front Bottom	1	Brown Stripe	2473
Hose, 18'	Pump to Jack, Right Rear Top	1	Yellow Solid	2473
Hose, 18'	Pump to Jack, Right Rear Bottom	1	Yellow Stripe	2473
Hose, 18'	Pump to Jack, Left Rear Top	1	Orange Solid	2473
Hose, 18'	Pump to Jack, Left Rear Bottom	1	Orange Stripe	2473


Options


Revisions


RENEGADE 2022  
XL X45DBM



RENEGADE X45DBM XL

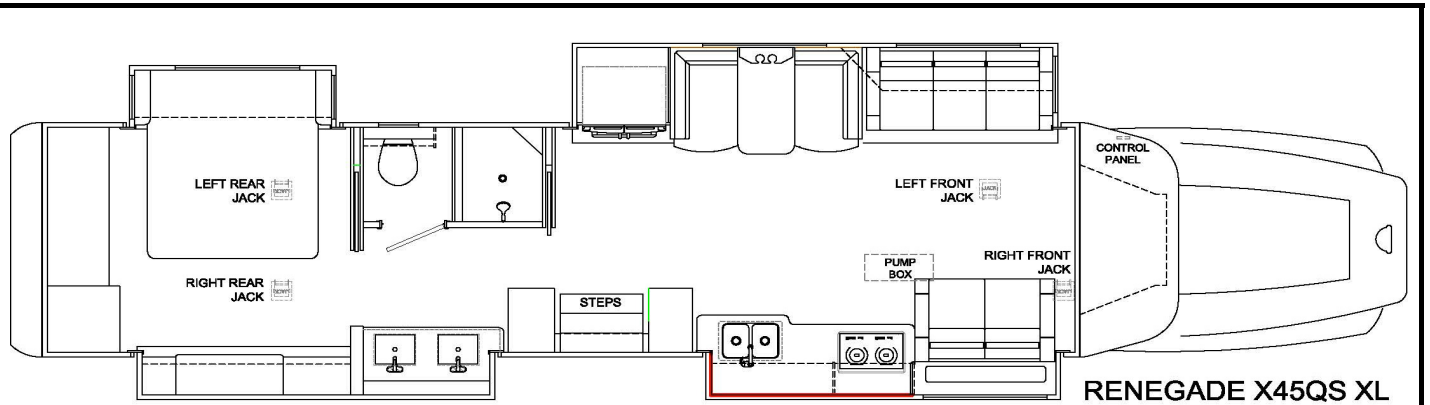
Notes:

Item, Length	Description / Location	Qty	Color	Equalizer Part No.
Kit	(Items listed below)	1		8144RENB
Pump	4-Function, Jacks	1		7998SFP
Jack	25,000 lbs, 16" Stroke	4		7261
Control Panel	Located overhead of the driver seat	1		2730SC
Harness	Connects Pump to Control Panel	1		6171-30
Remote Sensor	Located under floor near center of coach	1		3637
Harness	Connects Remote Sensor to Control Panel	1		6164-30
Hose Kit	Complete Set of Hoses	1		70214
Hose, 16'	Pump to Jack, Right Front Top	1	White Solid	2471
Hose, 16'	Pump to Jack, Right Front Bottom	1	White Stripe	2471
Hose, 18'	Pump to Jack, Left Front Top	1	Brown Solid	2473
Hose, 18'	Pump to Jack, Left Front Bottom	1	Brown Stripe	2473
Hose, 18'	Pump to Jack, Right Rear Top	1	Yellow Solid	2473
Hose, 18'	Pump to Jack, Right Rear Bottom	1	Yellow Stripe	2473
Hose, 18'	Pump to Jack, Left Rear Top	1	Orange Solid	2473
Hose, 18'	Pump to Jack, Left Rear Bottom	1	Orange Stripe	2473

Options

Revisions

RENEGADE 2022  
XL X45QS



RENEGADE X45QS XL

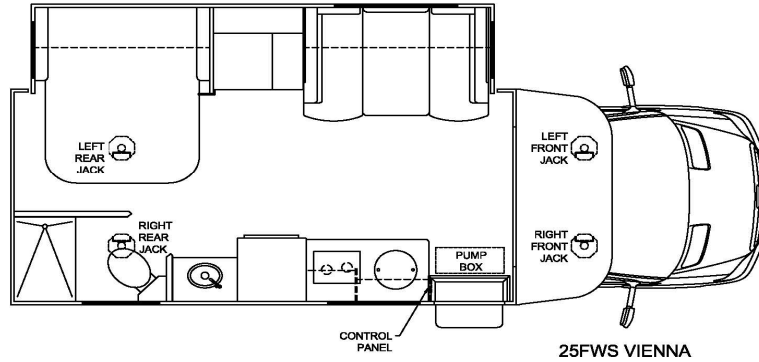
Notes:

Item, Length	Description / Location	Qty	Color	Equalizer Part No.
Kit	(Items listed below)	1		8144RENB
Pump	4-Function, Jacks	1		7998SFP
Jack	25,000 lbs, 16" Stroke	4		7261
Control Panel	Located overhead of the driver seat	1		2730SC
Harness	Connects Pump to Control Panel	1		6171-30
Remote Sensor	Located under floor near center of coach	1		3637
Harness	Connects Remote Sensor to Control Panel	1		6164-30
Hose Kit	Complete Set of Hoses	1		70214
Hose, 16'	Pump to Jack, Right Front Top	1	White Solid	2471
Hose, 16'	Pump to Jack, Right Front Bottom	1	White Stripe	2471
Hose, 18'	Pump to Jack, Left Front Top	1	Brown Solid	2473
Hose, 18'	Pump to Jack, Left Front Bottom	1	Brown Stripe	2473
Hose, 18'	Pump to Jack, Right Rear Top	1	Yellow Solid	2473
Hose, 18'	Pump to Jack, Right Rear Bottom	1	Yellow Stripe	2473
Hose, 18'	Pump to Jack, Left Rear Top	1	Orange Solid	2473
Hose, 18'	Pump to Jack, Left Rear Bottom	1	Orange Stripe	2473

Options

Revisions

RENEGADE 2023  
VIENNA 25FWS



**Notes:**

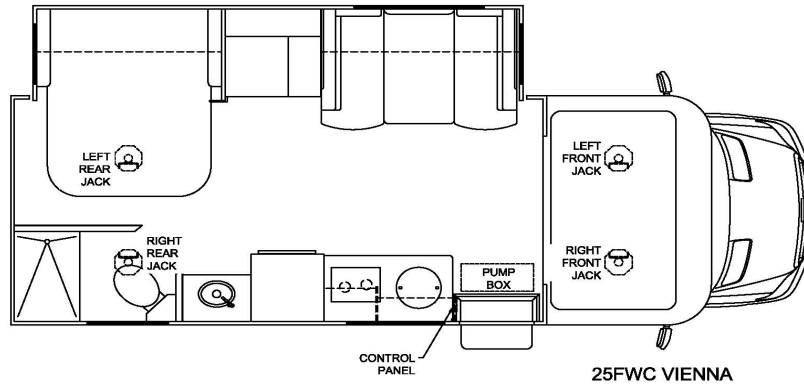
1) 70202 and 70203 include mounting bracket. To order jack assembly, use 7842A.

Item, Length	Description / Location	Qty	Color	Equalizer Part No.
Kit	Panel and harness only	1		8757RENB
Pump	4-Function, Jacks	1		7982KS
Jack	(DS front) 7,500 lbs, 13" Stroke	1		70202
Jack	(PS front) 7,500 lbs, 13" Stroke	1		70203
Cross Tie Assembly	Used to tie front jacks together	1		70201
Jack	(DS rear) 7,500 lbs, 13" Stroke	1		70269EQ
Jack	(PS rear) 7,500 lbs, 13" Stroke	1		70270EQ
Cross Tie Assembly	Used to tie rear jacks together	1		7970A
Control Panel	Located near entry door	1		3197SC
Harness	Connects Pump to Control Panel	1		6133-15
Hose Kit	Complete Set of Hoses	1		7977
Hose, 4'	Left Rear Jack Bottom, Right Rear Jack Bottom	1	Org Stripe/Yel Stripe	2459
Hose, 6'	Pump to Jack, Right Front Top	1	White Solid	2461
Hose, 6'	Pump to Jack, Right Front Bottom	1	White Stripe	2461
Hose, 10'	Pump to Jack, Left Front Top	1	Brown Solid	2465
Hose, 10'	Pump to Jack, Left Front Bottom	1	Brown Stripe	2465
Hose, 14'	Pump to Jack, Left Rear Top	1	Orange Solid	2469
Hose, 14'	Pump to Jack, Left Rear Bottom	1	Orange Stripe	2469
Hose, 14'	Pump to Jack, Right Rear Top	1	Yellow Solid	2469

**Options**


**Revisions**


RENEGADE 2023  
VIENNA 25FWC



**Notes:**

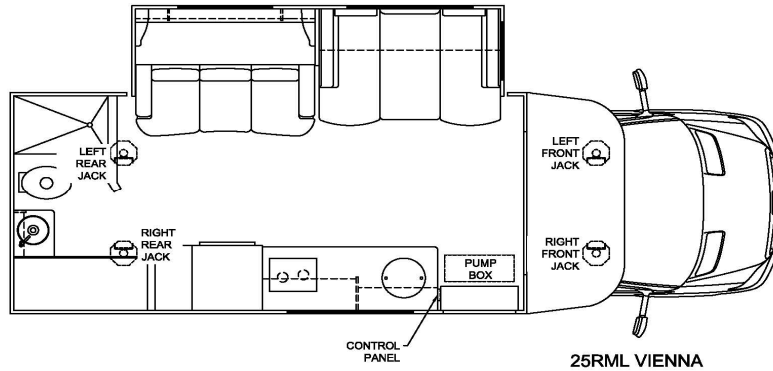
1) 70202 and 70203 include mounting bracket. To order jack assembly, use 7842A.

Item, Length	Description / Location	Qty	Color	Equalizer Part No.
Kit	Panel and harness only	1		8757RENB
Pump	4-Function, Jacks	1		7982KS
Jack	(DS front) 7,500 lbs, 13" Stroke	1		70202
Jack	(PS front) 7,500 lbs, 13" Stroke	1		70203
Cross Tie Assembly	Used to tie front jacks together	1		70201
Jack	(DS rear) 7,500 lbs, 13" Stroke	1		70269EQ
Jack	(PS rear) 7,500 lbs, 13" Stroke	1		70270EQ
Cross Tie Assembly	Used to tie rear jacks together	1		7970A
Control Panel	Located near entry door	1		3197SC
Harness	Connects Pump to Control Panel	1		6133-15
Hose Kit	Complete Set of Hoses	1		7977
Hose, 4'	Left Rear Jack Bottom, Right Rear Jack Bottom	1	Org Stripe/Yel Stripe	2459
Hose, 6'	Pump to Jack, Right Front Top	1	White Solid	2461
Hose, 6'	Pump to Jack, Right Front Bottom	1	White Stripe	2461
Hose, 10'	Pump to Jack, Left Front Top	1	Brown Solid	2465
Hose, 10'	Pump to Jack, Left Front Bottom	1	Brown Stripe	2465
Hose, 14'	Pump to Jack, Left Rear Top	1	Orange Solid	2469
Hose, 14'	Pump to Jack, Left Rear Bottom	1	Orange Stripe	2469
Hose, 14'	Pump to Jack, Right Rear Top	1	Yellow Solid	2469

**Options**


**Revisions**


RENEGADE 2023  
VIENNA 25RML



**Notes:**

1) 70202 and 70203 include mounting bracket. To order jack assembly, use 7842A.

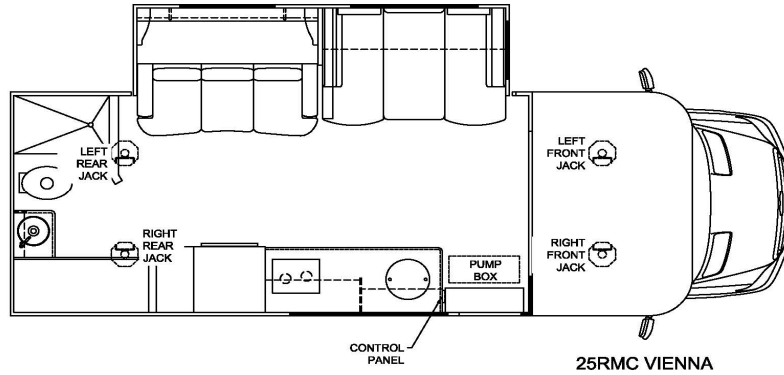
Item, Length	Description / Location	Qty	Color	Equalizer Part No.
Kit	Panel and harness only	1		8757RENB
Pump	4-Function, Jacks	1		7982KS
Jack	(DS front) 7,500 lbs, 13" Stroke	1		70202
Jack	(PS front) 7,500 lbs, 13" Stroke	1		70203
Cross Tie Assembly	Used to tie front jacks together	1		70201
Jack	(DS rear) 7,500 lbs, 13" Stroke	1		70269EQ
Jack	(PS rear) 7,500 lbs, 13" Stroke	1		70270EQ
Cross Tie Assembly	Used to tie rear jacks together	1		7970A
Control Panel	Located near entry door	1		3197SC
Harness	Connects Pump to Control Panel	1		6133-15
Hose Kit	Complete Set of Hoses	1		7977
Hose, 4'	Left Rear Jack Bottom, Right Rear Jack Bottom	1	Org Stripe/Yel Stripe	2459
Hose, 6'	Pump to Jack, Right Front Top	1	White Solid	2461
Hose, 6'	Pump to Jack, Right Front Bottom	1	White Stripe	2461
Hose, 10'	Pump to Jack, Left Front Top	1	Brown Solid	2465
Hose, 10'	Pump to Jack, Left Front Bottom	1	Brown Stripe	2465
Hose, 14'	Pump to Jack, Left Rear Top	1	Orange Solid	2469
Hose, 14'	Pump to Jack, Left Rear Bottom	1	Orange Stripe	2469
Hose, 14'	Pump to Jack, Right Rear Top	1	Yellow Solid	2469

**Options**


**Revisions**




RENEGADE 2023  
VIENNA 25RMC



**Notes:**

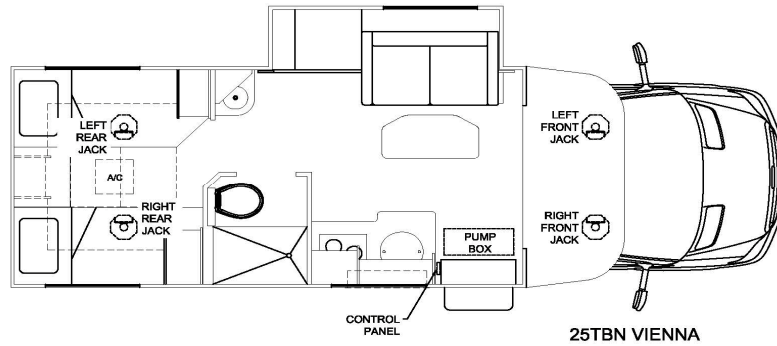
1) 70202 and 70203 include mounting bracket. To order jack assembly, use 7842A.

Item, Length	Description / Location	Qty	Color	Equalizer Part No.
Kit	Panel and harness only	1		8757RENB
Pump	4-Function, Jacks	1		7982KS
Jack	(DS front) 7,500 lbs, 13" Stroke	1		70202
Jack	(PS front) 7,500 lbs, 13" Stroke	1		70203
Cross Tie Assembly	Used to tie front jacks together	1		70201
Jack	(DS rear) 7,500 lbs, 13" Stroke	1		70269EQ
Jack	(PS rear) 7,500 lbs, 13" Stroke	1		70270EQ
Cross Tie Assembly	Used to tie rear jacks together	1		7970A
Control Panel	Located near entry door	1		3197SC
Harness	Connects Pump to Control Panel	1		6133-15
Hose Kit	Complete Set of Hoses	1		7977
Hose, 4'	Left Rear Jack Bottom, Right Rear Jack Bottom	1	Org Stripe/Yel Stripe	2459
Hose, 6'	Pump to Jack, Right Front Top	1	White Solid	2461
Hose, 6'	Pump to Jack, Right Front Bottom	1	White Stripe	2461
Hose, 10'	Pump to Jack, Left Front Top	1	Brown Solid	2465
Hose, 10'	Pump to Jack, Left Front Bottom	1	Brown Stripe	2465
Hose, 14'	Pump to Jack, Left Rear Top	1	Orange Solid	2469
Hose, 14'	Pump to Jack, Left Rear Bottom	1	Orange Stripe	2469
Hose, 14'	Pump to Jack, Right Rear Top	1	Yellow Solid	2469

**Options**


**Revisions**


RENEGADE 2023  
VIENNA 25TBN



25TBN VIENNA

**Notes:**

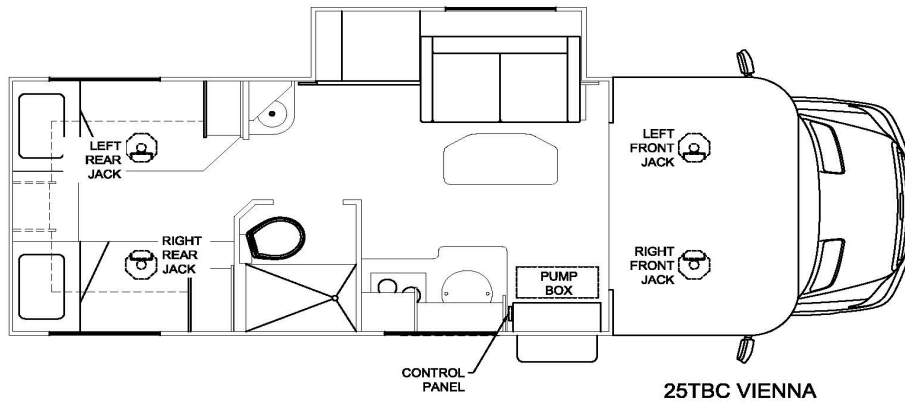
1) 70202 and 70203 include mounting bracket. To order jack assembly, use 7842A.

Item, Length	Description / Location	Qty	Color	Equalizer Part No.
Kit	Panel and harness only	1		8757RENB
Pump	4-Function, Jacks	1		7982KS
Jack	(DS front) 7,500 lbs, 13" Stroke	1		70202
Jack	(PS front) 7,500 lbs, 13" Stroke	1		70203
Cross Tie Assembly	Used to tie front jacks together	1		70201
Jack	(DS rear) 7,500 lbs, 13" Stroke	1		70269EQ
Jack	(PS rear) 7,500 lbs, 13" Stroke	1		70270EQ
Cross Tie Assembly	Used to tie rear jacks together	1		7970A
Control Panel	Located near entry door	1		3197SC
Harness	Connects Pump to Control Panel	1		6133-15
Hose Kit	Complete Set of Hoses	1		7977
Hose, 4'	Left Rear Jack Bottom, Right Rear Jack Bottom	1	Org Stripe/Yel Stripe	2459
Hose, 6'	Pump to Jack, Right Front Top	1	White Solid	2461
Hose, 6'	Pump to Jack, Right Front Bottom	1	White Stripe	2461
Hose, 10'	Pump to Jack, Left Front Top	1	Brown Solid	2465
Hose, 10'	Pump to Jack, Left Front Bottom	1	Brown Stripe	2465
Hose, 14'	Pump to Jack, Left Rear Top	1	Orange Solid	2469
Hose, 14'	Pump to Jack, Left Rear Bottom	1	Orange Stripe	2469
Hose, 14'	Pump to Jack, Right Rear Top	1	Yellow Solid	2469

**Options**


**Revisions**


RENEGADE 2023  
VIENNA 25TBC



**Notes:**

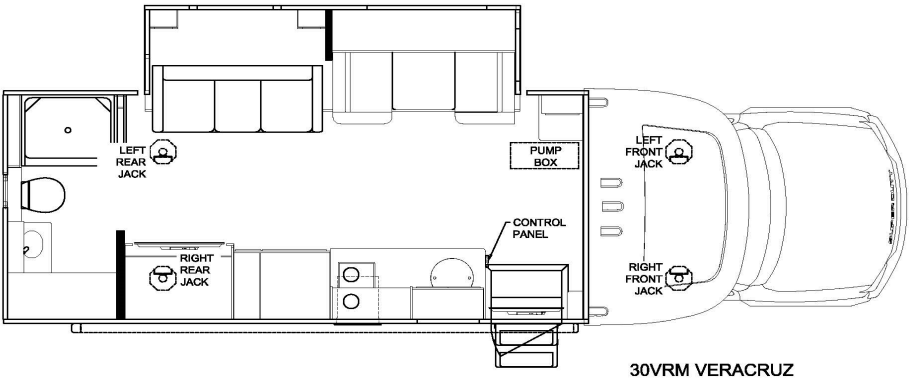
1) 70202 and 70203 include mounting bracket. To order jack assembly, use 7842A.

Item, Length	Description / Location	Qty	Color	Equalizer Part No.
Kit	Panel and harness only	1		8757RENB
Pump	4-Function, Jacks	1		7982KS
Jack	(DS front) 7,500 lbs, 13" Stroke	1		70202
Jack	(PS front) 7,500 lbs, 13" Stroke	1		70203
Cross Tie Assembly	Used to tie front jacks together	1		70201
Jack	(DS rear) 7,500 lbs, 13" Stroke	1		70269EQ
Jack	(PS rear) 7,500 lbs, 13" Stroke	1		70270EQ
Cross Tie Assembly	Used to tie rear jacks together	1		7970A
Control Panel	Located near entry door	1		3197SC
Harness	Connects Pump to Control Panel	1		6133-15
Hose Kit	Complete Set of Hoses	1		7977
Hose, 4'	Left Rear Jack Bottom, Right Rear Jack Bottom	1	Org Stripe/Yel Stripe	2459
Hose, 6'	Pump to Jack, Right Front Top	1	White Solid	2461
Hose, 6'	Pump to Jack, Right Front Bottom	1	White Stripe	2461
Hose, 10'	Pump to Jack, Left Front Top	1	Brown Solid	2465
Hose, 10'	Pump to Jack, Left Front Bottom	1	Brown Stripe	2465
Hose, 14'	Pump to Jack, Left Rear Top	1	Orange Solid	2469
Hose, 14'	Pump to Jack, Left Rear Bottom	1	Orange Stripe	2469
Hose, 14'	Pump to Jack, Right Rear Top	1	Yellow Solid	2469

**Options**


**Revisions**


RENEGADE 2023  
VERACRUZ 30VRM



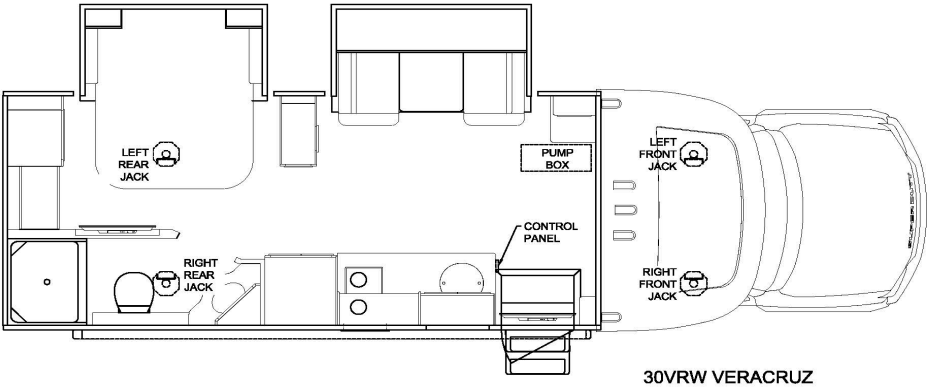
Notes:

Item, Length	Description / Location	Qty	Color	Equalizer Part No.
Kit	Panel and harness only	1		8237D
Pump	4-Function, Jacks	1		7948KS
Jack	(front) 7,500 lbs, 13" Stroke	2		7842REV
Jack	(rear) 12,000 lbs, 16" Stroke	2		7214
Control Panel	Located near entry door	1		3197SC
Harness	Connects Pump to Control Panel	1		6133-30
Hose Kit	Complete Set of Hoses	1		70096
Hose, 8'	Pump to Jack, Left Front Top	1	Brown Solid	2463
Hose, 8'	Pump to Jack, Left Front Bottom	1	Brown Stripe	2463
Hose, 8'	Left Front Jack Bottom, Right Front Jack Bottom	1	Brn Stripe/Wht Stripe	2463
Hose, 8'	Left Rear Jack Bottom, Right Rear Jack Bottom	1	Org Stripe/Yel Stripe	2463
Hose, 10'	Pump to Jack, Right Front Top	1	White Solid	2465
Hose, 22'	Pump to Jack, Right Rear Top	1	Yellow Solid	2476
Hose, 22'	Pump to Jack, Left Rear Top	1	Orange Solid	2476
Hose, 22'	Pump to Jack, Left Rear Bottom	1	Orange Stripe	2476

Options

Revisions

RENEGADE 2023  
VERACRUZ 30VRW



30VRW VERACRUZ

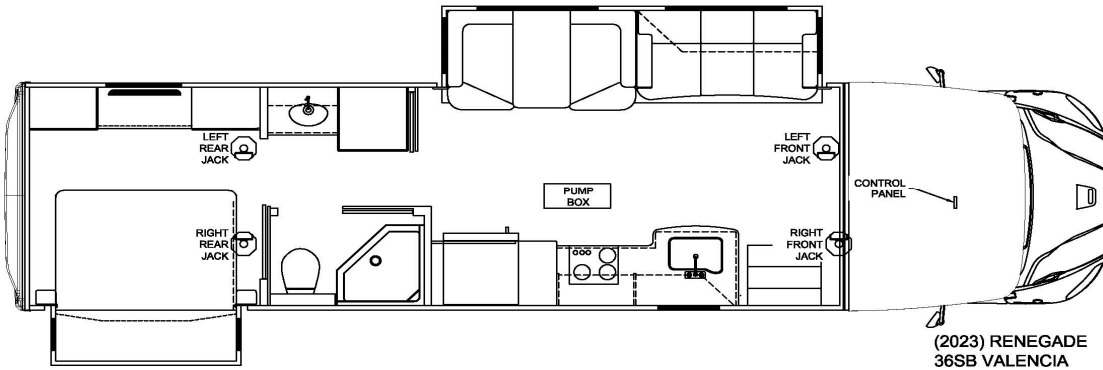
Notes:

Item, Length	Description / Location	Qty	Color	Equalizer Part No.
Kit	Panel and harness only	1		8237D
Pump	4-Function, Jacks	1		7948KS
Jack	(front) 7,500 lbs, 13" Stroke	2		7842REV
Jack	(rear) 12,000 lbs, 16" Stroke	2		7214
Control Panel	Located near entry door	1		3197SC
Harness	Connects Pump to Control Panel	1		6133-30
Hose Kit	Complete Set of Hoses	1		70096
Hose, 8'	Pump to Jack, Left Front Top	1	Brown Solid	2463
Hose, 8'	Pump to Jack, Left Front Bottom	1	Brown Stripe	2463
Hose, 8'	Left Front Jack Bottom, Right Front Jack Bottom	1	Brn Stripe/Wht Stripe	2463
Hose, 8'	Left Rear Jack Bottom, Right Rear Jack Bottom	1	Org Stripe/Yel Stripe	2463
Hose, 10'	Pump to Jack, Right Front Top	1	White Solid	2465
Hose, 22'	Pump to Jack, Right Rear Top	1	Yellow Solid	2476
Hose, 22'	Pump to Jack, Left Rear Top	1	Orange Solid	2476
Hose, 22'	Pump to Jack, Left Rear Bottom	1	Orange Stripe	2476

Options

Revisions

RENEGADE 2023  
VALENCIA 36SB



**Notes:**

7214RENSP is the part number for the jack attached to the bracket. To order just the jack use number 7214

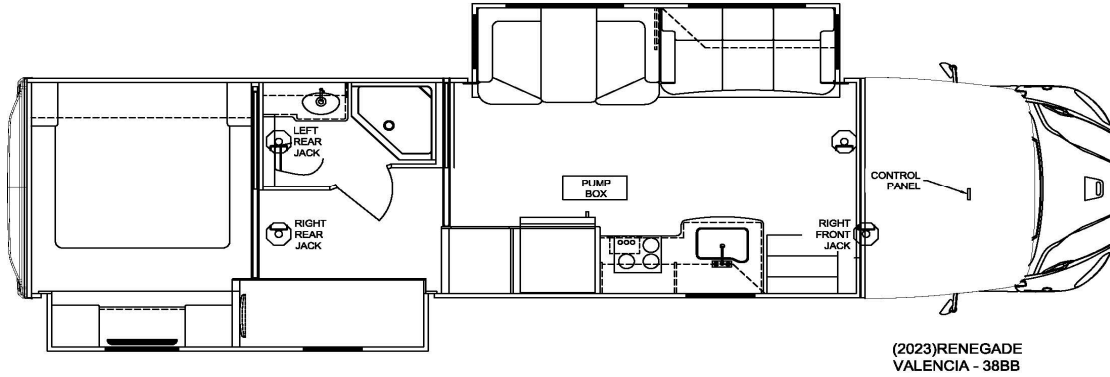
7636REN is the part number for the jack attached to the bracket. To order just the jack use number 7636

Item, Length	Description / Location	Qty	Color	Equalizer Part No.
Kit	(Items listed below)	1		8083B
Pump	4-Function, Jacks	1		70036KS
Jack	Rear Jacks 12,000 lbs, 16" Stroke	2		7214RENSP
Jack	Driver Side Front 7,500 lbs, 15" Stroke	1		7636
Jack	Passenger Side Front 7,500 lbs, 15" Stroke	1		7636REN
Control Panel	Located overhead of the passenger seat	1		3197SC
Harness	Connects Pump to Control Panel	1		6171-30
Hose Kit	Complete Set of Hoses	1		70196
Hose, 14'	Pump to Jack, Right Front Top	1	White Solid	2469
Hose, 14'	Pump to Jack, Right Front Bottom	1	White Stripe	2469
Hose, 14'	Pump to Jack, Left Front Top	1	Brown Solid	2469
Hose, 14'	Pump to Jack, Left Front Bottom	1	Brown Stripe	2469
Hose, 16'	Pump to Jack, Right Rear Top	1	Yellow Solid	2471
Hose, 16'	Pump to Jack, Right Rear Bottom	1	Yellow Stripe	2471
Hose, 18'	Pump to Jack, Left Rear Top	1	Orange Solid	2473
Hose, 18'	Pump to Jack, Left Rear Bottom	1	Orange Stripe	2473

**Options**


**Revisions**


RENEGADE 2023  
VALENCIA 38BB



(2023)RENEGADE  
VALENCIA - 38BB

**Notes:**

7214RENSP is the part number for the jack attached to the bracket. To order just the jack use number 7214

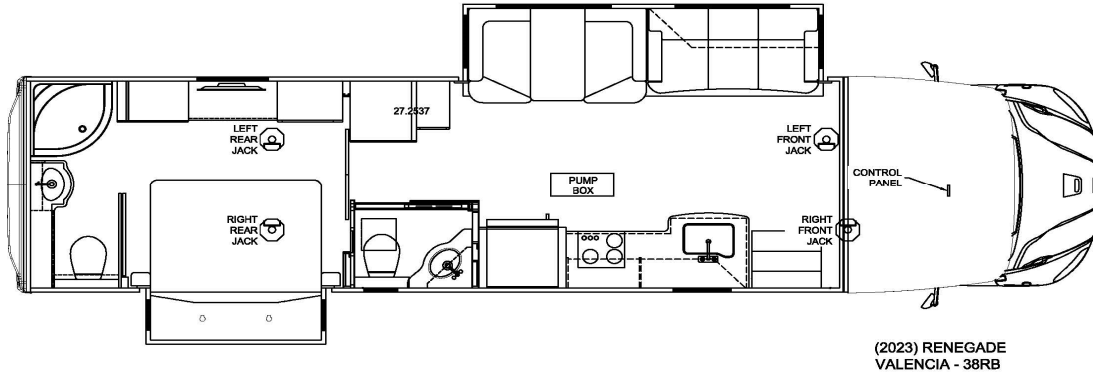
7636REN is the part number for the jack attached to the bracket. To order just the jack use number 7636

Item, Length	Description / Location	Qty	Color	Equalizer Part No.
Kit	(Items listed below)	1		8083B
Pump	4-Function, Jacks	1		70036KS
Jack	Rear Jacks 12,000 lbs, 16" Stroke	2		7214RENSP
Jack	Driver Side Front 7,500 lbs, 15" Stroke	1		7636
Jack	Passenger Side Front 7,500 lbs, 15" Stroke	1		7636REN
Control Panel	Located overhead of the passenger seat	1		3197SC
Harness	Connects Pump to Control Panel	1		6171-30
Hose Kit	Complete Set of Hoses	1		70196
Hose, 14'	Pump to Jack, Right Front Top	1	White Solid	2469
Hose, 14'	Pump to Jack, Right Front Bottom	1	White Stripe	2469
Hose, 14'	Pump to Jack, Left Front Top	1	Brown Solid	2469
Hose, 14'	Pump to Jack, Left Front Bottom	1	Brown Stripe	2469
Hose, 16'	Pump to Jack, Right Rear Top	1	Yellow Solid	2471
Hose, 16'	Pump to Jack, Right Rear Bottom	1	Yellow Stripe	2471
Hose, 18'	Pump to Jack, Left Rear Top	1	Orange Solid	2473
Hose, 18'	Pump to Jack, Left Rear Bottom	1	Orange Stripe	2473

**Options**


**Revisions**


RENEGADE 2023  
VALENCIA 38RB



**Notes:**

7214RENSP is the part number for the jack attached to the bracket. To order just the jack use number 7214

7636REN is the part number for the jack attached to the bracket. To order just the jack use number 7636

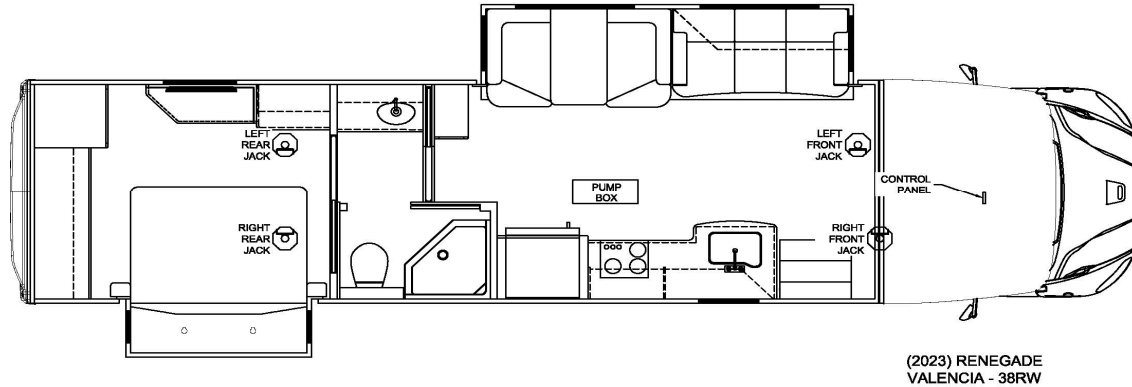
Item, Length	Description / Location	Qty	Color	Equalizer Part No.
Kit	(Items listed below)	1		8083B
Pump	4-Function, Jacks	1		70036KS
Jack	Rear Jacks 12,000 lbs, 16" Stroke	2		7214RENSP
Jack	Driver Side Front 7,500 lbs, 15" Stroke	1		7636
Jack	Passenger Side Front 7,500 lbs, 15" Stroke	1		7636REN
Control Panel	Located overhead of the passenger seat	1		3197SC
Harness	Connects Pump to Control Panel	1		6171-30
Hose Kit	Complete Set of Hoses	1		70196
Hose, 14'	Pump to Jack, Right Front Top	1	White Solid	2469
Hose, 14'	Pump to Jack, Right Front Bottom	1	White Stripe	2469
Hose, 14'	Pump to Jack, Left Front Top	1	Brown Solid	2469
Hose, 14'	Pump to Jack, Left Front Bottom	1	Brown Stripe	2469
Hose, 16'	Pump to Jack, Right Rear Top	1	Yellow Solid	2471
Hose, 16'	Pump to Jack, Right Rear Bottom	1	Yellow Stripe	2471
Hose, 18'	Pump to Jack, Left Rear Top	1	Orange Solid	2473
Hose, 18'	Pump to Jack, Left Rear Bottom	1	Orange Stripe	2473

**Options**


**Revisions**




RENEGADE 2023  
VALENCIA 38RW



**Notes:**

7214RENSP is the part number for the jack attached to the bracket. To order just the jack use number 7214

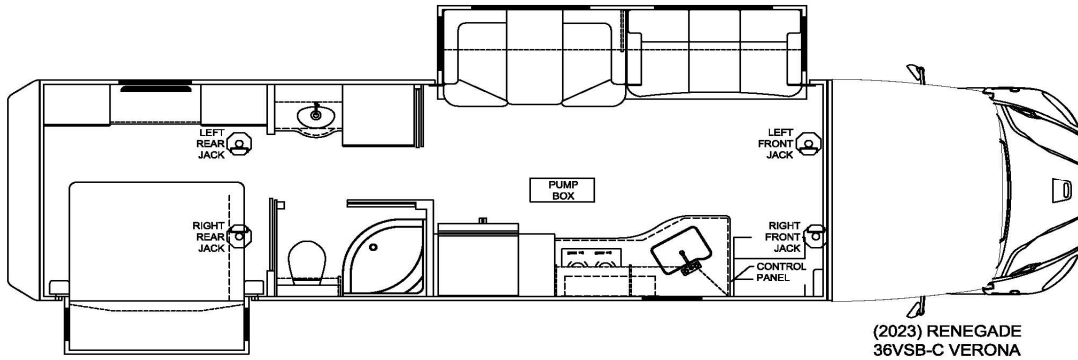
7636REN is the part number for the jack attached to the bracket. To order just the jack use number 7636

Item, Length	Description / Location	Qty	Color	Equalizer Part No.
Kit	(Items listed below)	1		8083B
Pump	4-Function, Jacks	1		70036KS
Jack	Rear Jacks 12,000 lbs, 16" Stroke	2		7214RENSP
Jack	Driver Side Front 7,500 lbs, 15" Stroke	1		7636
Jack	Passenger Side Front 7,500 lbs, 15" Stroke	1		7636REN
Control Panel	Located overhead of the passenger seat	1		3197SC
Harness	Connects Pump to Control Panel	1		6171-30
Hose Kit	Complete Set of Hoses	1		70196
Hose, 14'	Pump to Jack, Right Front Top	1	White Solid	2469
Hose, 14'	Pump to Jack, Right Front Bottom	1	White Stripe	2469
Hose, 14'	Pump to Jack, Left Front Top	1	Brown Solid	2469
Hose, 14'	Pump to Jack, Left Front Bottom	1	Brown Stripe	2469
Hose, 16'	Pump to Jack, Right Rear Top	1	Yellow Solid	2471
Hose, 16'	Pump to Jack, Right Rear Bottom	1	Yellow Stripe	2471
Hose, 18'	Pump to Jack, Left Rear Top	1	Orange Solid	2473
Hose, 18'	Pump to Jack, Left Rear Bottom	1	Orange Stripe	2473

**Options**


**Revisions**


RENEGADE 2023  
VERONA 36VSB, 36VSB-C



**Notes:**

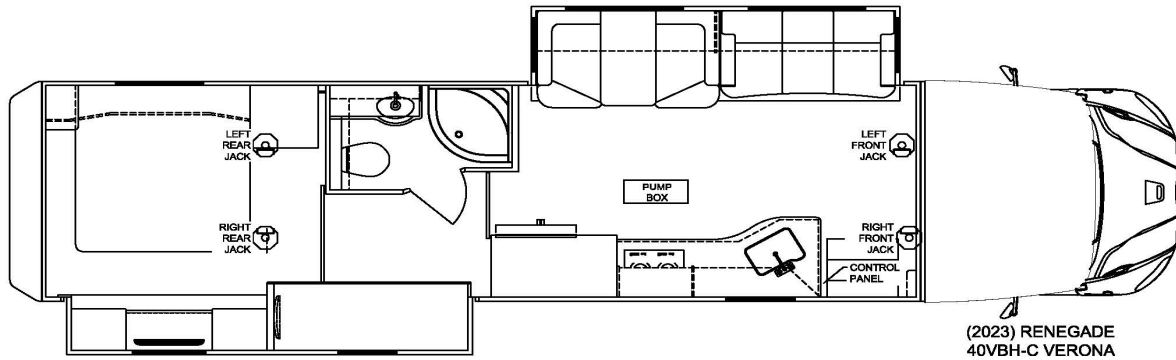
7214REN is the part number for the jack and bracket bolted together. To order replacement just order 7214

Item, Length	Description / Location	Qty	Color	Equalizer Part No.
Kit	(Items listed below)	1		8609B
Pump	4-Function, Jacks	1		7629SFP
Jack	12,000 lbs, 16" Stroke	4		7214REN
Control Panel	Located next to entry door	1		3197SC
Harness	Connects Pump to Control Panel	1		6171-30
Hose Kit	Complete Set of Hoses	1		70197
Hose, 10'	Pump to Jack, Right Front Top	1	White Solid	2465
Hose, 10'	Pump to Jack, Right Front Bottom	1	White Stripe	2465
Hose, 12'	Pump to Jack, Left Front Top	1	Brown Solid	2467
Hose, 12'	Pump to Jack, Left Front Bottom	1	Brown Stripe	2467
Hose, 20'	Pump to Jack, Right Rear Top	1	Yellow Solid	2475
Hose, 20'	Pump to Jack, Right Rear Bottom	1	Yellow Stripe	2475
Hose, 22'	Pump to Jack, Left Rear Top	1	Orange Solid	2476
Hose, 22'	Pump to Jack, Left Rear Bottom	1	Orange Stripe	2476

**Options**


**Revisions**


RENEGADE 2023  
VERONA 40VBH, 40VBH-C



(2023) RENEGADE  
40VBH-C VERONA

**Notes:**

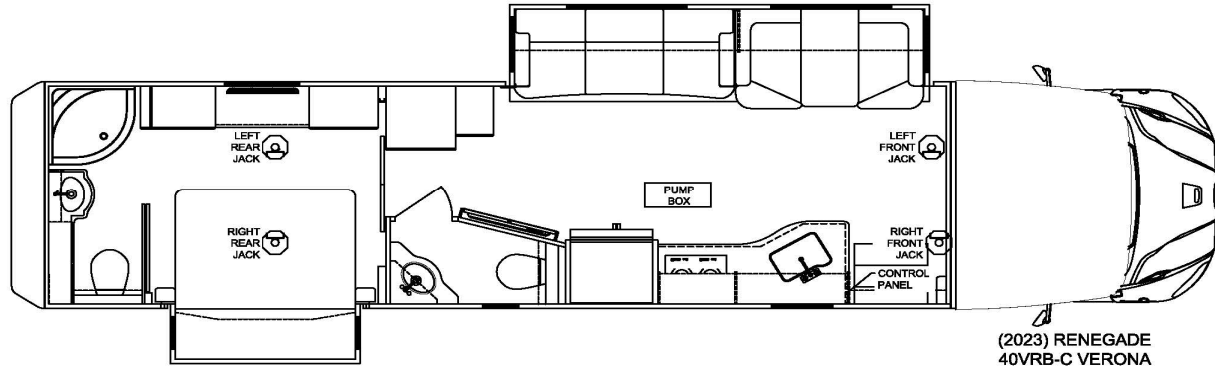
7214REN is the part number for the jack and bracket bolted together. To order replacement just order 7214

Item, Length	Description / Location	Qty	Color	Equalizer Part No.
Kit	(Items listed below)	1		8609B
Pump	4-Function, Jacks	1		7629SFP
Jack	12,000 lbs, 16" Stroke	4		7214REN
Control Panel	Located next to entry door	1		3197SC
Harness	Connects Pump to Control Panel	1		6171-30
Hose Kit	Complete Set of Hoses	1		70197
Hose, 10'	Pump to Jack, Right Front Top	1	White Solid	2465
Hose, 10'	Pump to Jack, Right Front Bottom	1	White Stripe	2465
Hose, 12'	Pump to Jack, Left Front Top	1	Brown Solid	2467
Hose, 12'	Pump to Jack, Left Front Bottom	1	Brown Stripe	2467
Hose, 20'	Pump to Jack, Right Rear Top	1	Yellow Solid	2475
Hose, 20'	Pump to Jack, Right Rear Bottom	1	Yellow Stripe	2475
Hose, 22'	Pump to Jack, Left Rear Top	1	Orange Solid	2476
Hose, 22'	Pump to Jack, Left Rear Bottom	1	Orange Stripe	2476

**Options**

**Revisions**

RENEGADE 2023  
VERONA 40VRB, 40VRB-C



(2023) RENEGADE  
40VRB-C VERONA

**Notes:**

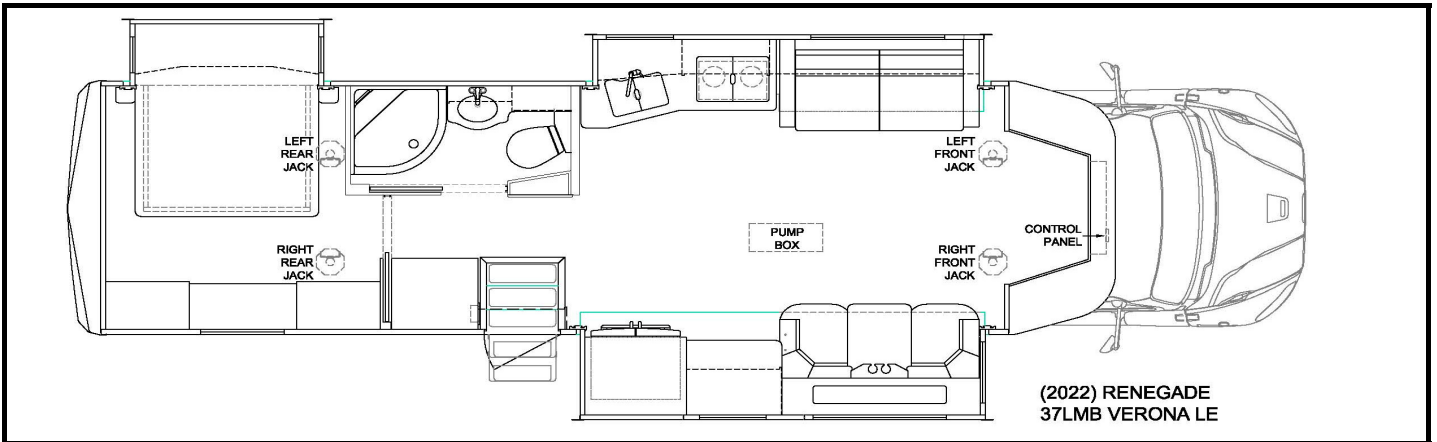
7214REN is the part number for the jack and bracket bolted together. To order replacement just order 7214

Item, Length	Description / Location	Qty	Color	Equalizer Part No.
Kit	(Items listed below)	1		8609B
Pump	4-Function, Jacks	1		7629SFP
Jack	12,000 lbs, 16" Stroke	4		7214REN
Control Panel	Located next to entry door	1		3197SC
Harness	Connects Pump to Control Panel	1		6171-30
Hose Kit	Complete Set of Hoses	1		70197
Hose, 10'	Pump to Jack, Right Front Top	1	White Solid	2465
Hose, 10'	Pump to Jack, Right Front Bottom	1	White Stripe	2465
Hose, 12'	Pump to Jack, Left Front Top	1	Brown Solid	2467
Hose, 12'	Pump to Jack, Left Front Bottom	1	Brown Stripe	2467
Hose, 20'	Pump to Jack, Right Rear Top	1	Yellow Solid	2475
Hose, 20'	Pump to Jack, Right Rear Bottom	1	Yellow Stripe	2475
Hose, 22'	Pump to Jack, Left Rear Top	1	Orange Solid	2476
Hose, 22'	Pump to Jack, Left Rear Bottom	1	Orange Stripe	2476

**Options**

**Revisions**

RENEGADE 2022  
VERONA LE 37LMB



**Notes:**

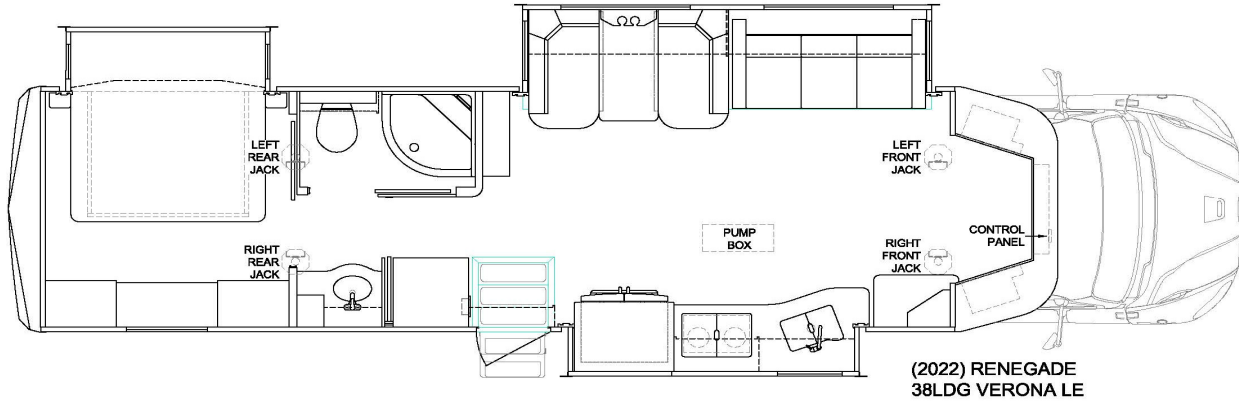
7214REN is the part number for the jack and bracket bolted together. To order replacement just order 7214

Item, Length	Description / Location	Qty	Color	Equalizer Part No.
Kit	(Items listed below)	1		8609B
Pump	4-Function, Jacks	1		7629SFP
Jack	12,000 lbs, 16" Stroke	4		7214REN
Control Panel	Located overhead of the passenger seat	1		3197SC
Harness	Connects Pump to Control Panel	1		6171-30
Hose Kit	Complete Set of Hoses	1		70197
Hose, 10'	Pump to Jack, Right Front Top	1	White Solid	2465
Hose, 10'	Pump to Jack, Right Front Bottom	1	White Stripe	2465
Hose, 12'	Pump to Jack, Left Front Top	1	Brown Solid	2467
Hose, 12'	Pump to Jack, Left Front Bottom	1	Brown Stripe	2467
Hose, 20'	Pump to Jack, Right Rear Top	1	Yellow Solid	2475
Hose, 20'	Pump to Jack, Right Rear Bottom	1	Yellow Stripe	2475
Hose, 22'	Pump to Jack, Left Rear Top	1	Orange Solid	2476
Hose, 22'	Pump to Jack, Left Rear Bottom	1	Orange Stripe	2476

**Options**


**Revisions**


RENEGADE 2022  
VERONA LE 38LDG



(2022) RENEGADE  
38LDG VERONA LE

**Notes:**

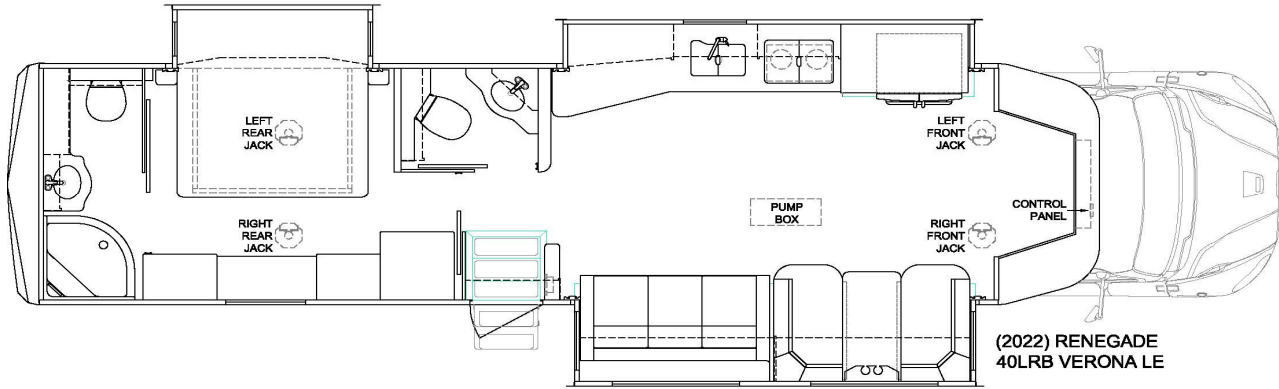
7214REN is the part number for the jack and bracket bolted together. To order replacement just order 7214

Item, Length	Description / Location	Qty	Color	Equalizer Part No.
Kit	(Items listed below)	1		8609B
Pump	4-Function, Jacks	1		7629SFP
Jack	12,000 lbs, 16" Stroke	4		7214REN
Control Panel	Located overhead of the passenger seat	1		3197SC
Harness	Connects Pump to Control Panel	1		6171-30
Hose Kit	Complete Set of Hoses	1		70197
Hose, 10'	Pump to Jack, Right Front Top	1	White Solid	2465
Hose, 10'	Pump to Jack, Right Front Bottom	1	White Stripe	2465
Hose, 12'	Pump to Jack, Left Front Top	1	Brown Solid	2467
Hose, 12'	Pump to Jack, Left Front Bottom	1	Brown Stripe	2467
Hose, 20'	Pump to Jack, Right Rear Top	1	Yellow Solid	2475
Hose, 20'	Pump to Jack, Right Rear Bottom	1	Yellow Stripe	2475
Hose, 22'	Pump to Jack, Left Rear Top	1	Orange Solid	2476
Hose, 22'	Pump to Jack, Left Rear Bottom	1	Orange Stripe	2476

**Options**

**Revisions**

RENEGADE 2022  
VERONA LE 40LRB



**Notes:**

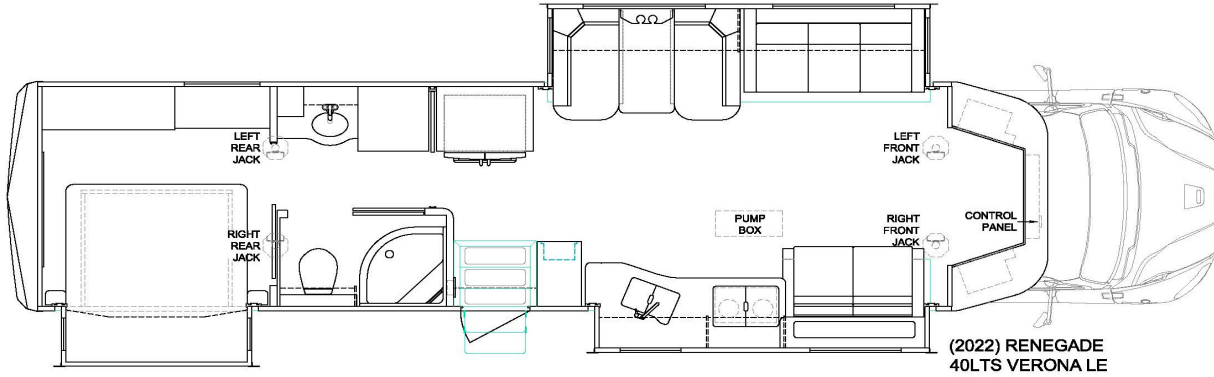
7214REN is the part number for the jack and bracket bolted together. To order replacement just order 7214

Item, Length	Description / Location	Qty	Color	Equalizer Part No.
Kit	(Items listed below)	1		8609B
Pump	4-Function, Jacks	1		7629SFP
Jack	12,000 lbs, 16" Stroke	4		7214REN
Control Panel	Located overhead of the passenger seat	1		3197SC
Harness	Connects Pump to Control Panel	1		6171-30
Hose Kit	Complete Set of Hoses	1		70197
Hose, 10'	Pump to Jack, Right Front Top	1	White Solid	2465
Hose, 10'	Pump to Jack, Right Front Bottom	1	White Stripe	2465
Hose, 12'	Pump to Jack, Left Front Top	1	Brown Solid	2467
Hose, 12'	Pump to Jack, Left Front Bottom	1	Brown Stripe	2467
Hose, 20'	Pump to Jack, Right Rear Top	1	Yellow Solid	2475
Hose, 20'	Pump to Jack, Right Rear Bottom	1	Yellow Stripe	2475
Hose, 22'	Pump to Jack, Left Rear Top	1	Orange Solid	2476
Hose, 22'	Pump to Jack, Left Rear Bottom	1	Orange Stripe	2476

**Options**


**Revisions**


RENEGADE 2022  
VERONA LE 40LTS



**Notes:**

7214REN is the part number for the jack and bracket bolted together. To order replacement just order 7214

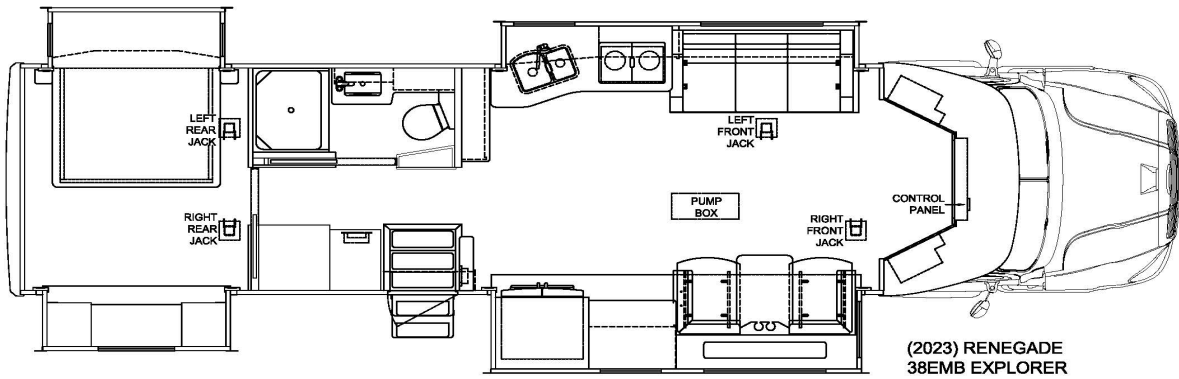
Item, Length	Description / Location	Qty	Color	Equalizer Part No.
Kit	(Items listed below)	1		8609B
Pump	4-Function, Jacks	1		7629SFP
Jack	12,000 lbs, 16" Stroke	4		7214REN
Control Panel	Located overhead of the passenger seat	1		3197SC
Harness	Connects Pump to Control Panel	1		6171-30
Hose Kit	Complete Set of Hoses	1		70197
Hose, 10'	Pump to Jack, Right Front Top	1	White Solid	2465
Hose, 10'	Pump to Jack, Right Front Bottom	1	White Stripe	2465
Hose, 12'	Pump to Jack, Left Front Top	1	Brown Solid	2467
Hose, 12'	Pump to Jack, Left Front Bottom	1	Brown Stripe	2467
Hose, 20'	Pump to Jack, Right Rear Top	1	Yellow Solid	2475
Hose, 20'	Pump to Jack, Right Rear Bottom	1	Yellow Stripe	2475
Hose, 22'	Pump to Jack, Left Rear Top	1	Orange Solid	2476
Hose, 22'	Pump to Jack, Left Rear Bottom	1	Orange Stripe	2476

**Options**


**Revisions**




RENEGADE 2023  
EXPLORER 38EMB



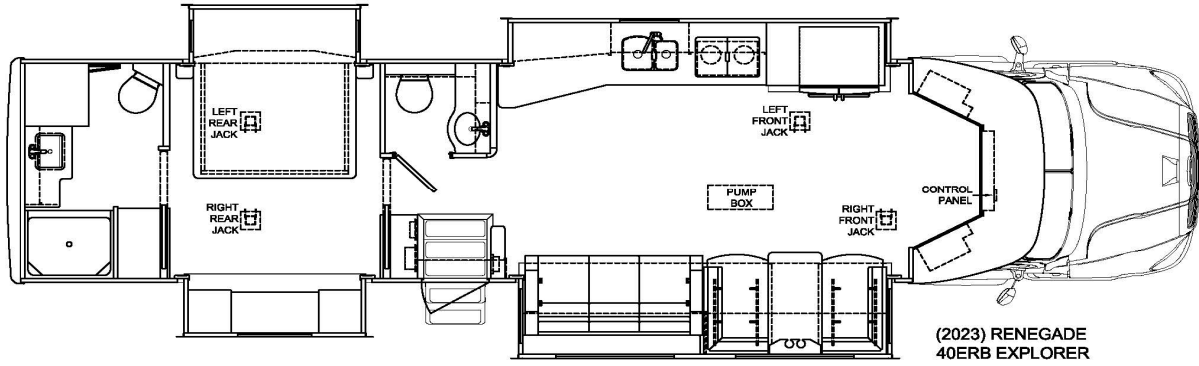
Notes:

Item, Length	Description / Location	Qty	Color	Equalizer Part No.
Kit	(Items listed below)	1		8143RENB
Pump	4-Function, Jacks	1		7998SFP
Jack	12,000 lbs, 16" Stroke	4		7160
Control Panel	Located overhead of the passenger seat	1		2730SC
Harness	Connects Pump to Control Panel	1		6171-30
Remote Sensor	Located under floor near center of coach	1		3637
Harness	Connects Remote Sensor to Control Panel	1		6164-30
Hose Kit	Complete Set of Hoses	1		70213
Hose, 14'	Pump to Jack, Right Front Top	1	White Solid	2469
Hose, 14'	Pump to Jack, Right Front Bottom	1	White Stripe	2469
Hose, 16'	Pump to Jack, Left Front Top	1	Brown Solid	2471
Hose, 16'	Pump to Jack, Left Front Bottom	1	Brown Stripe	2471
Hose, 20'	Pump to Jack, Right Rear Top	1	Yellow Solid	2475
Hose, 20'	Pump to Jack, Right Rear Bottom	1	Yellow Stripe	2475
Hose, 22'	Pump to Jack, Left Rear Top	1	Orange Solid	2476
Hose, 22'	Pump to Jack, Left Rear Bottom	1	Orange Stripe	2476

Options

Revisions

RENEGADE 2023  
EXPLORER 40ERB



(2023) RENEGADE  
40ERB EXPLORER

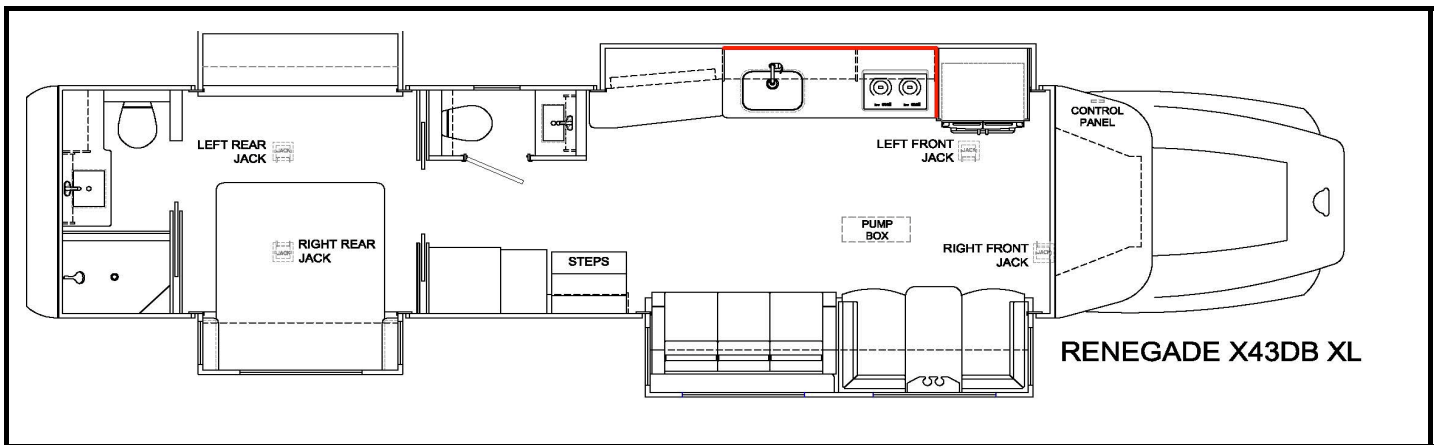
Notes:

Item, Length	Description / Location	Qty	Color	Equalizer Part No.
Kit	(Items listed below)	1		8143RENB
Pump	4-Function, Jacks	1		7998SFP
Jack	12,000 lbs, 16" Stroke	4		7160
Control Panel	Located overhead of the passenger seat	1		2730SC
Harness	Connects Pump to Control Panel	1		6171-30
Remote Sensor	Located under floor near center of coach	1		3637
Harness	Connects Remote Sensor to Control Panel	1		6164-30
Hose Kit	Complete Set of Hoses	1		70213
Hose, 14'	Pump to Jack, Right Front Top	1	White Solid	2469
Hose, 14'	Pump to Jack, Right Front Bottom	1	White Stripe	2469
Hose, 16'	Pump to Jack, Left Front Top	1	Brown Solid	2471
Hose, 16'	Pump to Jack, Left Front Bottom	1	Brown Stripe	2471
Hose, 20'	Pump to Jack, Right Rear Top	1	Yellow Solid	2475
Hose, 20'	Pump to Jack, Right Rear Bottom	1	Yellow Stripe	2475
Hose, 22'	Pump to Jack, Left Rear Top	1	Orange Solid	2476
Hose, 22'	Pump to Jack, Left Rear Bottom	1	Orange Stripe	2476

Options

Revisions

RENEGADE 2023  
XL X43DB



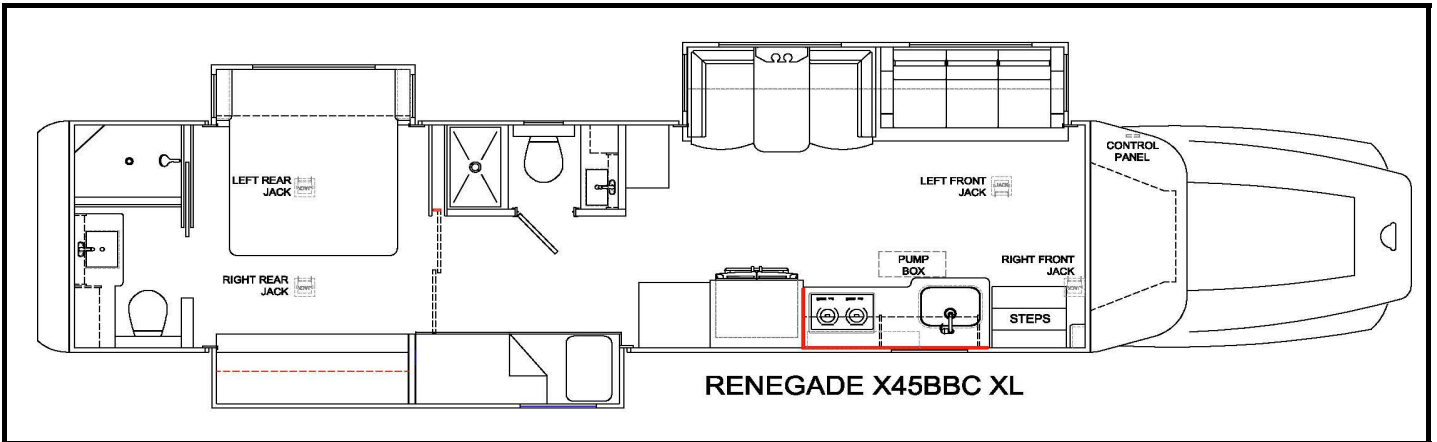
Notes:


Item, Length	Description / Location	Qty	Color	Equalizer Part No.
Kit	(Items listed below)	1		8144RENB
Pump	4-Function, Jacks	1		7998SFP
Jack	25,000 lbs, 16" Stroke	4		7261
Control Panel	Located overhead of the driver seat	1		2730SC
Harness	Connects Pump to Control Panel	1		6171-30
Remote Sensor	Located under floor near center of coach	1		3637
Harness	Connects Remote Sensor to Control Panel	1		6164-30
Hose Kit	Complete Set of Hoses	1		70214
Hose, 16'	Pump to Jack, Right Front Top	1	White Solid	2471
Hose, 16'	Pump to Jack, Right Front Bottom	1	White Stripe	2471
Hose, 18'	Pump to Jack, Left Front Top	1	Brown Solid	2473
Hose, 18'	Pump to Jack, Left Front Bottom	1	Brown Stripe	2473
Hose, 18'	Pump to Jack, Right Rear Top	1	Yellow Solid	2473
Hose, 18'	Pump to Jack, Right Rear Bottom	1	Yellow Stripe	2473
Hose, 18'	Pump to Jack, Left Rear Top	1	Orange Solid	2473
Hose, 18'	Pump to Jack, Left Rear Bottom	1	Orange Stripe	2473


Options				

Revisions				

RENEGADE 2023  
XL X45BBC



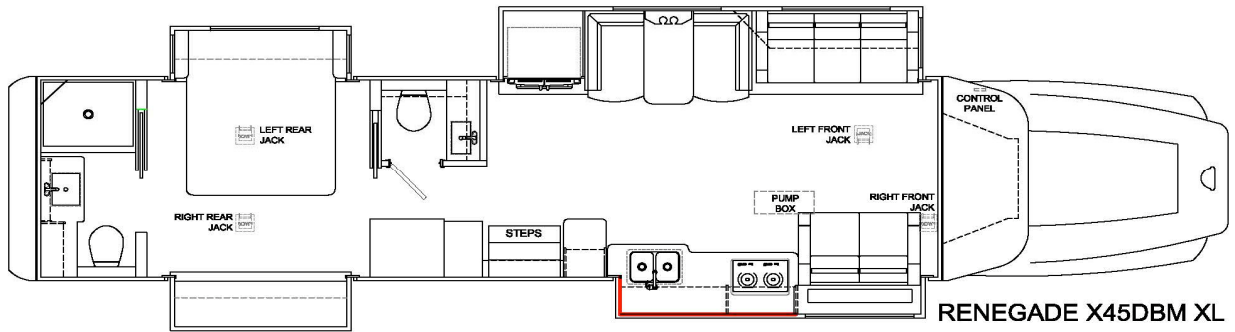
Notes:


Item, Length	Description / Location	Qty	Color	Equalizer Part No.
Kit	(Items listed below)	1		8144RENB
Pump	4-Function, Jacks	1		7998SFP
Jack	25,000 lbs, 16" Stroke	4		7261
Control Panel	Located overhead of the driver seat	1		2730SC
Harness	Connects Pump to Control Panel	1		6171-30
Remote Sensor	Located under floor near center of coach	1		3637
Harness	Connects Remote Sensor to Control Panel	1		6164-30
Hose Kit	Complete Set of Hoses	1		70214
Hose, 16'	Pump to Jack, Right Front Top	1	White Solid	2471
Hose, 16'	Pump to Jack, Right Front Bottom	1	White Stripe	2471
Hose, 18'	Pump to Jack, Left Front Top	1	Brown Solid	2473
Hose, 18'	Pump to Jack, Left Front Bottom	1	Brown Stripe	2473
Hose, 18'	Pump to Jack, Right Rear Top	1	Yellow Solid	2473
Hose, 18'	Pump to Jack, Right Rear Bottom	1	Yellow Stripe	2473
Hose, 18'	Pump to Jack, Left Rear Top	1	Orange Solid	2473
Hose, 18'	Pump to Jack, Left Rear Bottom	1	Orange Stripe	2473


Options


Revisions


RENEGADE 2023  
XL X45DBM



RENEGADE X45DBM XL

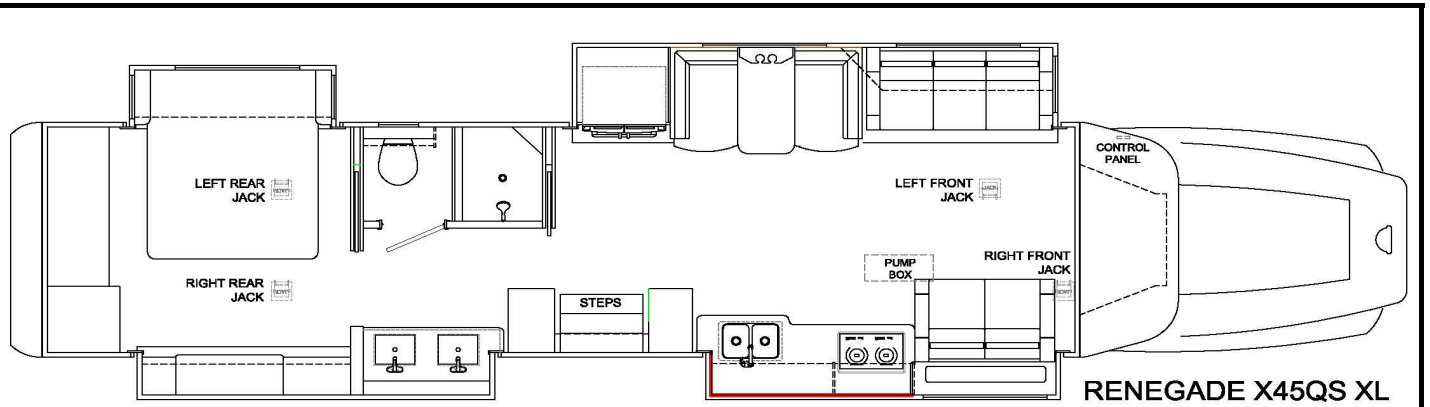
Notes:

Item, Length	Description / Location	Qty	Color	Equalizer Part No.
Kit	(Items listed below)	1		8144RENB
Pump	4-Function, Jacks	1		7998SFP
Jack	25,000 lbs, 16" Stroke	4		7261
Control Panel	Located overhead of the driver seat	1		2730SC
Harness	Connects Pump to Control Panel	1		6171-30
Remote Sensor	Located under floor near center of coach	1		3637
Harness	Connects Remote Sensor to Control Panel	1		6164-30
Hose Kit	Complete Set of Hoses	1		70214
Hose, 16'	Pump to Jack, Right Front Top	1	White Solid	2471
Hose, 16'	Pump to Jack, Right Front Bottom	1	White Stripe	2471
Hose, 18'	Pump to Jack, Left Front Top	1	Brown Solid	2473
Hose, 18'	Pump to Jack, Left Front Bottom	1	Brown Stripe	2473
Hose, 18'	Pump to Jack, Right Rear Top	1	Yellow Solid	2473
Hose, 18'	Pump to Jack, Right Rear Bottom	1	Yellow Stripe	2473
Hose, 18'	Pump to Jack, Left Rear Top	1	Orange Solid	2473
Hose, 18'	Pump to Jack, Left Rear Bottom	1	Orange Stripe	2473

Options

Revisions

RENEGADE 2023  
XL X45QS



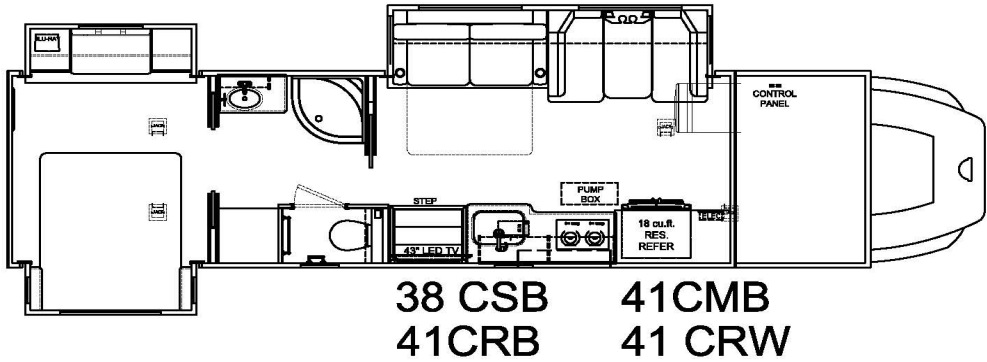
Notes:

Item, Length	Description / Location	Qty	Color	Equalizer Part No.
Kit	(Items listed below)	1		8144RENB
Pump	4-Function, Jacks	1		7998SFP
Jack	25,000 lbs, 16" Stroke	4		7261
Control Panel	Located overhead of the driver seat	1		2730SC
Harness	Connects Pump to Control Panel	1		6171-30
Remote Sensor	Located under floor near center of coach	1		3637
Harness	Connects Remote Sensor to Control Panel	1		6164-30
Hose Kit	Complete Set of Hoses	1		70214
Hose, 16'	Pump to Jack, Right Front Top	1	White Solid	2471
Hose, 16'	Pump to Jack, Right Front Bottom	1	White Stripe	2471
Hose, 18'	Pump to Jack, Left Front Top	1	Brown Solid	2473
Hose, 18'	Pump to Jack, Left Front Bottom	1	Brown Stripe	2473
Hose, 18'	Pump to Jack, Right Rear Top	1	Yellow Solid	2473
Hose, 18'	Pump to Jack, Right Rear Bottom	1	Yellow Stripe	2473
Hose, 18'	Pump to Jack, Left Rear Top	1	Orange Solid	2473
Hose, 18'	Pump to Jack, Left Rear Bottom	1	Orange Stripe	2473

Options

Revisions

RENEGADE 2023  
CLASSIC 38CSB-41CMB-41CRB-41CRW



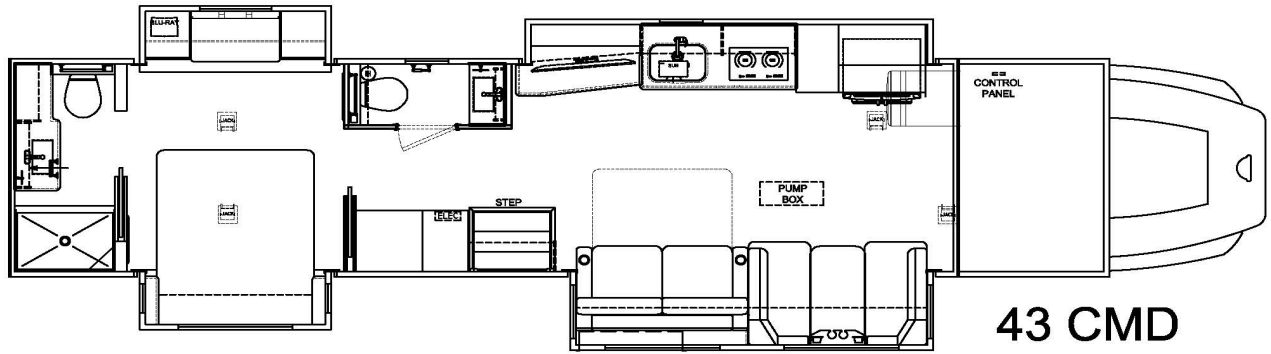
Notes:

Item, Length	Description / Location	Qty	Color	Equalizer Part No.
Kit	(Items listed below)	1		8144RENB
Pump	4-Function, Jacks	1		7998SFP
Jack	25,000 lbs, 16" Stroke	4		7261
Control Panel	Located overhead of the driver seat	1		2730SC
Harness	Connects Pump to Control Panel	1		6171-30
Remote Sensor	Located under floor near center of coach	1		3637
Harness	Connects Remote Sensor to Control Panel	1		6164-30
Hose Kit	Complete Set of Hoses	1		70214
Hose, 16'	Pump to Jack, Right Front Top	1	White Solid	2471
Hose, 16'	Pump to Jack, Right Front Bottom	1	White Stripe	2471
Hose, 18'	Pump to Jack, Left Front Top	1	Brown Solid	2473
Hose, 18'	Pump to Jack, Left Front Bottom	1	Brown Stripe	2473
Hose, 18'	Pump to Jack, Right Rear Top	1	Yellow Solid	2473
Hose, 18'	Pump to Jack, Right Rear Bottom	1	Yellow Stripe	2473
Hose, 18'	Pump to Jack, Left Rear Top	1	Orange Solid	2473
Hose, 18'	Pump to Jack, Left Rear Bottom	1	Orange Stripe	2473

Options

Revisions

RENEGADE 2023  
CLASSIC 43 CMD



Notes:

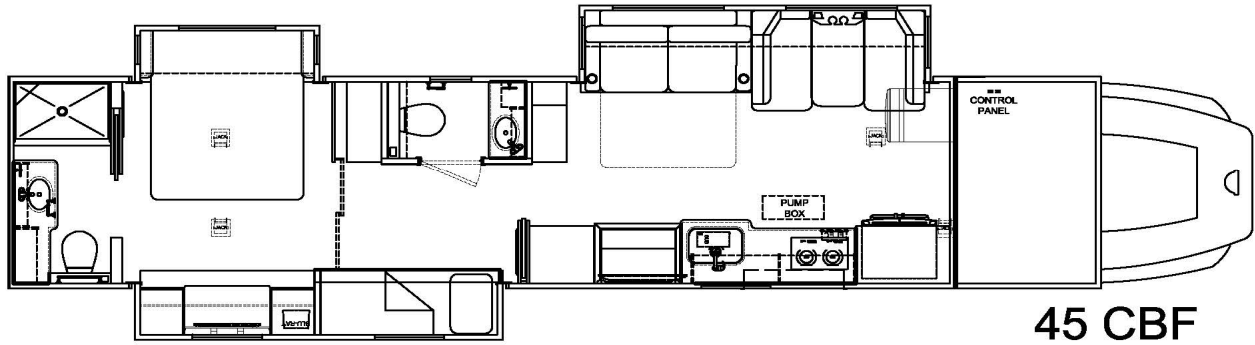
Item, Length	Description / Location	Qty	Color	Equalizer Part No.
Kit	(Items listed below)	1		8144RENB
Pump	4-Function, Jacks	1		7998SFP
Jack	25,000 lbs, 16" Stroke	4		7261
Control Panel	Located overhead of the driver seat	1		2730SC
Harness	Connects Pump to Control Panel	1		6171-30
Remote Sensor	Located under floor near center of coach	1		3637
Harness	Connects Remote Sensor to Control Panel	1		6164-30
Hose Kit	Complete Set of Hoses	1		70214
Hose, 16'	Pump to Jack, Right Front Top	1	White Solid	2471
Hose, 16'	Pump to Jack, Right Front Bottom	1	White Stripe	2471
Hose, 18'	Pump to Jack, Left Front Top	1	Brown Solid	2473
Hose, 18'	Pump to Jack, Left Front Bottom	1	Brown Stripe	2473
Hose, 18'	Pump to Jack, Right Rear Top	1	Yellow Solid	2473
Hose, 18'	Pump to Jack, Right Rear Bottom	1	Yellow Stripe	2473
Hose, 18'	Pump to Jack, Left Rear Top	1	Orange Solid	2473
Hose, 18'	Pump to Jack, Left Rear Bottom	1	Orange Stripe	2473

Options

Revisions



RENEGADE 2023  
CLASSIC 45 CBF



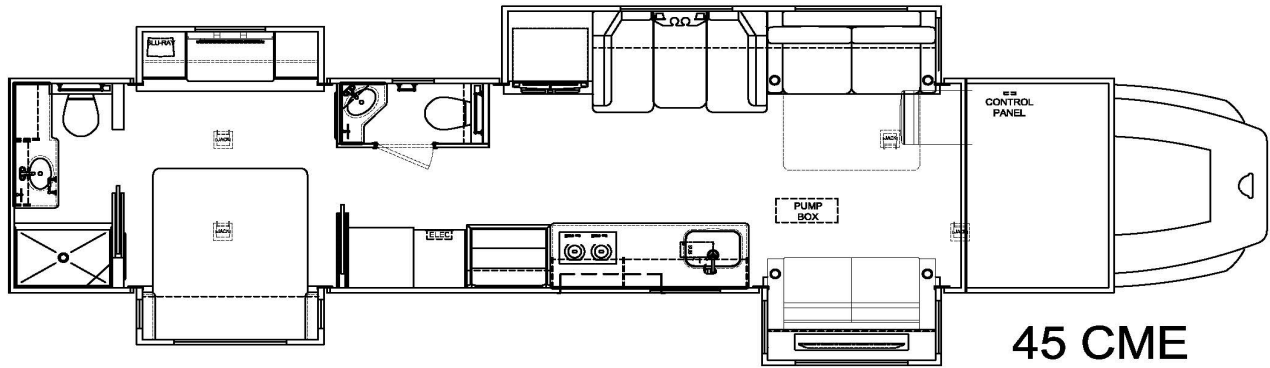
Notes:

Item, Length	Description / Location	Qty	Color	Equalizer Part No.
Kit	(Items listed below)	1		8144RENB
Pump	4-Function, Jacks	1		7998SFP
Jack	25,000 lbs, 16" Stroke	4		7261
Control Panel	Located overhead of the driver seat	1		2730SC
Harness	Connects Pump to Control Panel	1		6171-30
Remote Sensor	Located under floor near center of coach	1		3637
Harness	Connects Remote Sensor to Control Panel	1		6164-30
Hose Kit	Complete Set of Hoses	1		70214
Hose, 16'	Pump to Jack, Right Front Top	1	White Solid	2471
Hose, 16'	Pump to Jack, Right Front Bottom	1	White Stripe	2471
Hose, 18'	Pump to Jack, Left Front Top	1	Brown Solid	2473
Hose, 18'	Pump to Jack, Left Front Bottom	1	Brown Stripe	2473
Hose, 18'	Pump to Jack, Right Rear Top	1	Yellow Solid	2473
Hose, 18'	Pump to Jack, Right Rear Bottom	1	Yellow Stripe	2473
Hose, 18'	Pump to Jack, Left Rear Top	1	Orange Solid	2473
Hose, 18'	Pump to Jack, Left Rear Bottom	1	Orange Stripe	2473

Options

Revisions

RENEGADE 2023  
CLASSIC 45 CME



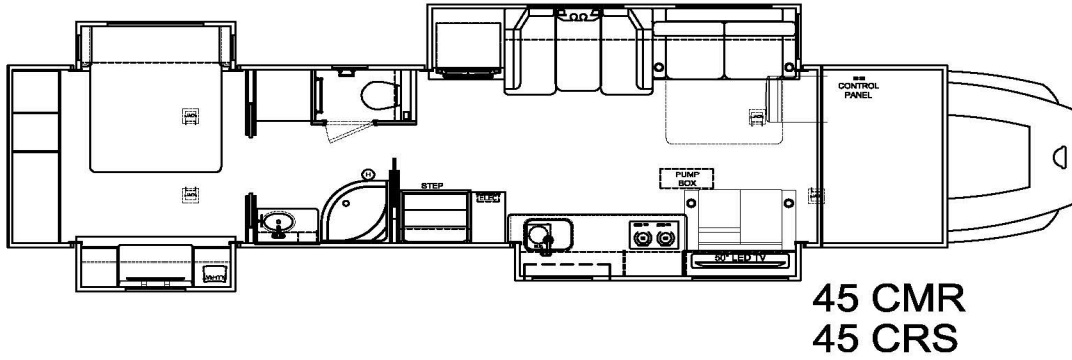
Notes:

Item, Length	Description / Location	Qty	Color	Equalizer Part No.
Kit	(Items listed below)	1		8144RENB
Pump	4-Function, Jacks	1		7998SFP
Jack	25,000 lbs, 16" Stroke	4		7261
Control Panel	Located overhead of the driver seat	1		2730SC
Harness	Connects Pump to Control Panel	1		6171-30
Remote Sensor	Located under floor near center of coach	1		3637
Harness	Connects Remote Sensor to Control Panel	1		6164-30
Hose Kit	Complete Set of Hoses	1		70214
Hose, 16'	Pump to Jack, Right Front Top	1	White Solid	2471
Hose, 16'	Pump to Jack, Right Front Bottom	1	White Stripe	2471
Hose, 18'	Pump to Jack, Left Front Top	1	Brown Solid	2473
Hose, 18'	Pump to Jack, Left Front Bottom	1	Brown Stripe	2473
Hose, 18'	Pump to Jack, Right Rear Top	1	Yellow Solid	2473
Hose, 18'	Pump to Jack, Right Rear Bottom	1	Yellow Stripe	2473
Hose, 18'	Pump to Jack, Left Rear Top	1	Orange Solid	2473
Hose, 18'	Pump to Jack, Left Rear Bottom	1	Orange Stripe	2473

Options

Revisions

RENEGADE 2023  
CLASSIC 45 CME



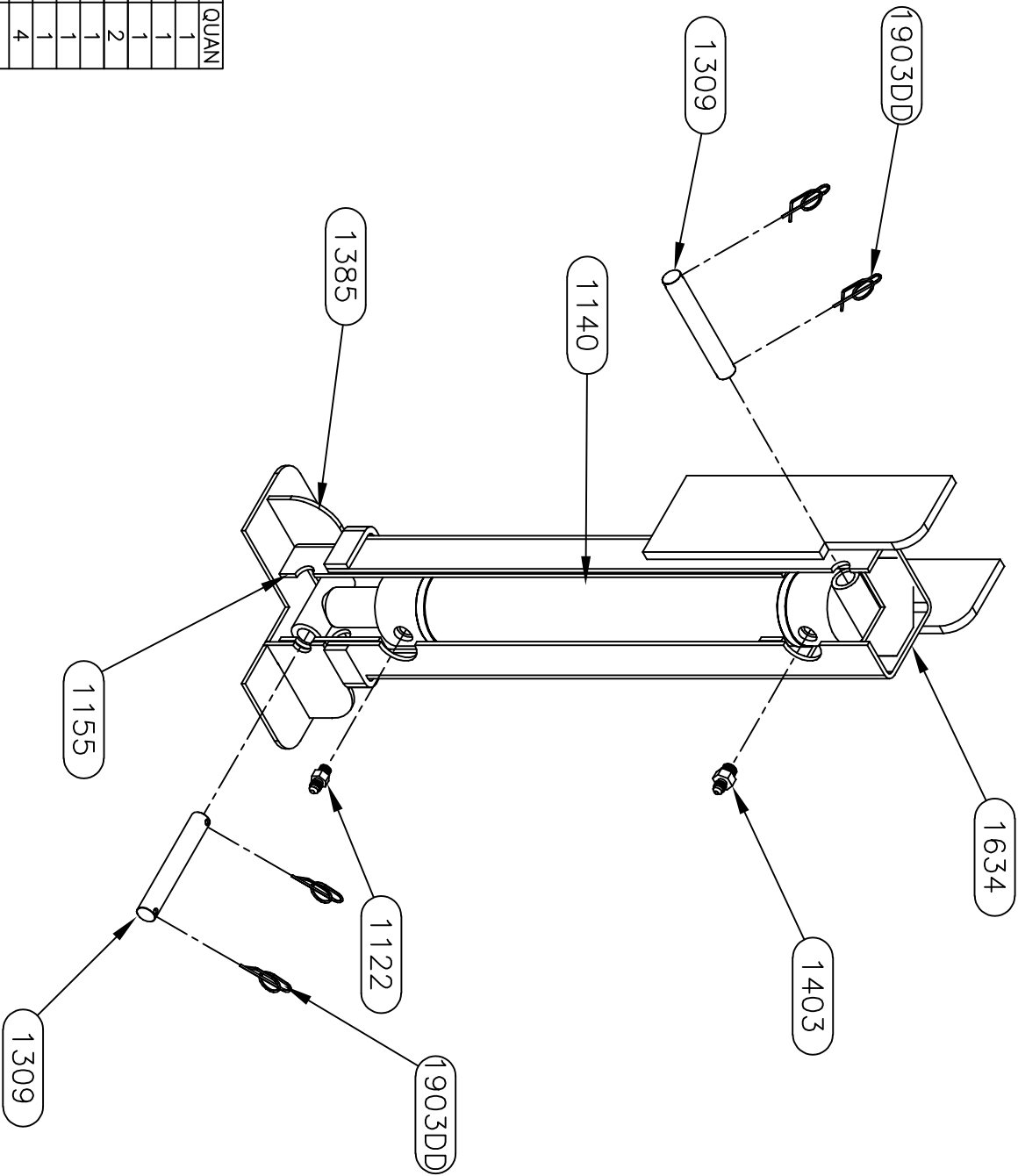
45 CMR  
45 CRS

Notes:

Item, Length	Description / Location	Qty	Color	Equalizer Part No.
Kit	(Items listed below)	1		8144RENB
Pump	4-Function, Jacks	1		7998SFP
Jack	25,000 lbs, 16" Stroke	4		7261
Control Panel	Located overhead of the driver seat	1		2730SC
Harness	Connects Pump to Control Panel	1		6171-30
Remote Sensor	Located under floor near center of coach	1		3637
Harness	Connects Remote Sensor to Control Panel	1		6164-30
Hose Kit	Complete Set of Hoses	1		70214
Hose, 16'	Pump to Jack, Right Front Top	1	White Solid	2471
Hose, 16'	Pump to Jack, Right Front Bottom	1	White Stripe	2471
Hose, 18'	Pump to Jack, Left Front Top	1	Brown Solid	2473
Hose, 18'	Pump to Jack, Left Front Bottom	1	Brown Stripe	2473
Hose, 18'	Pump to Jack, Right Rear Top	1	Yellow Solid	2473
Hose, 18'	Pump to Jack, Right Rear Bottom	1	Yellow Stripe	2473
Hose, 18'	Pump to Jack, Left Rear Top	1	Orange Solid	2473
Hose, 18'	Pump to Jack, Left Rear Bottom	1	Orange Stripe	2473

Options

Revisions



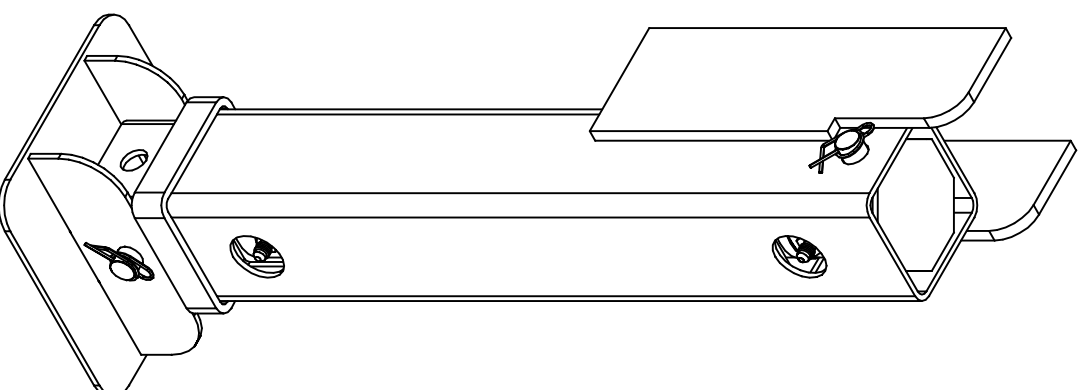
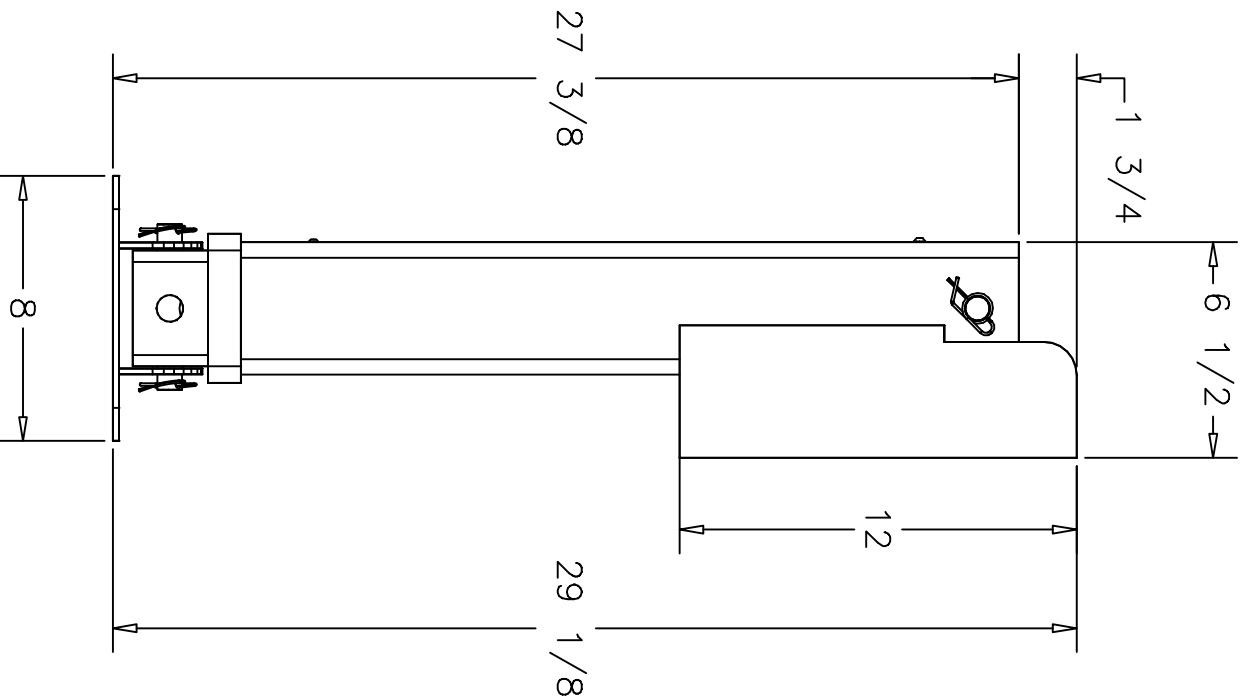
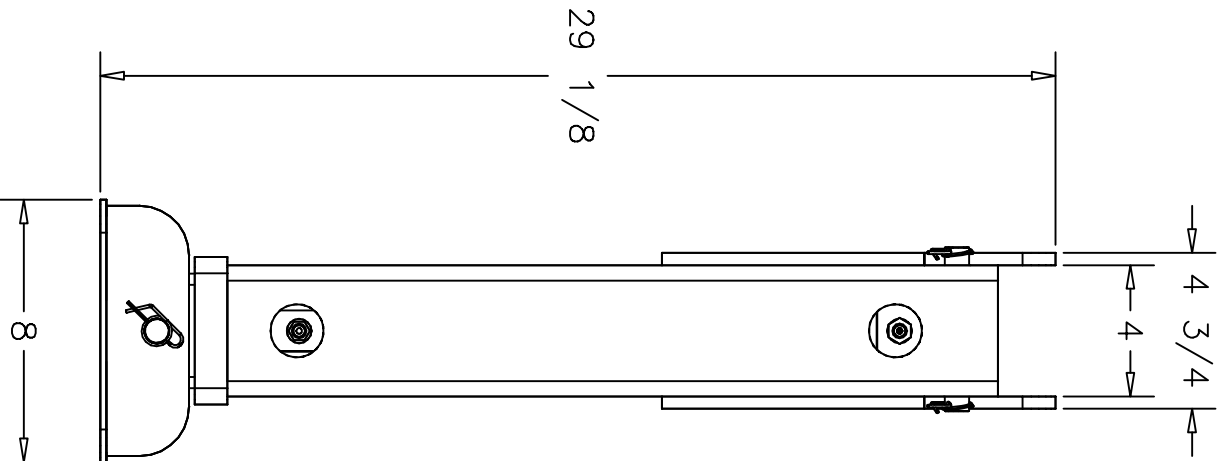
ITEM	DESCRIPTION	QUAN
1122	FITTING-#4 OR MALE X #4 JIC	1
1140	CYLINDER-2 1/2 X 16	1
1155	TUBE-CM 16 INNER	1
1309	PIN-3/4 X 4 1/2 CLEVIS	2
1385	FOOT-CM HYDRA	1
1403	FITTING-RESTRICTOR #6(RES) X #4 -.042 ORIFICE	1
1634	TUBE-AM 16 R OUTER	1
1903DD	PIN-RING CLIP-3/4"	4

*Equalizer*

55169 COUNTRY ROAD 3  
ELKHART, IN 46515

#	REVISIONS	BY:	DATE:	TITLE	USED ON:
A	CHANGED MOUNT BRACKETS	SJ	9/13/11	AM 16R LEG ASSEMBLY	AUTOLEVEL SYSTEMS
B	ROTATED FOOT	SJ	3/6/17	SIZE SCALE MATERIAL	
C	UPDATED PINS	SJ	11/2/21	DRW BY: 1 PER	ITEM LIST
				NFC	DATE: 06/05/03
				DATE:	PART NAME:
				REMOVE ALL BURS AND SHARP EDGES .015 MAX	AM 16-R LEG ASSEMBLY
					PAGE: 1 OF 2
					DWG NO.: 7160
					REV: C

NOTICE - This drawing, including principles of design, is the property of Doy's Corporation, Elkhart, Indiana, with the agreement that it is not to be reproduced, copied, or loaned in any manner that may constitute a detriment directly or indirectly to Doy's Corporation. Acceptance of this will be construed as an agreement of the above.



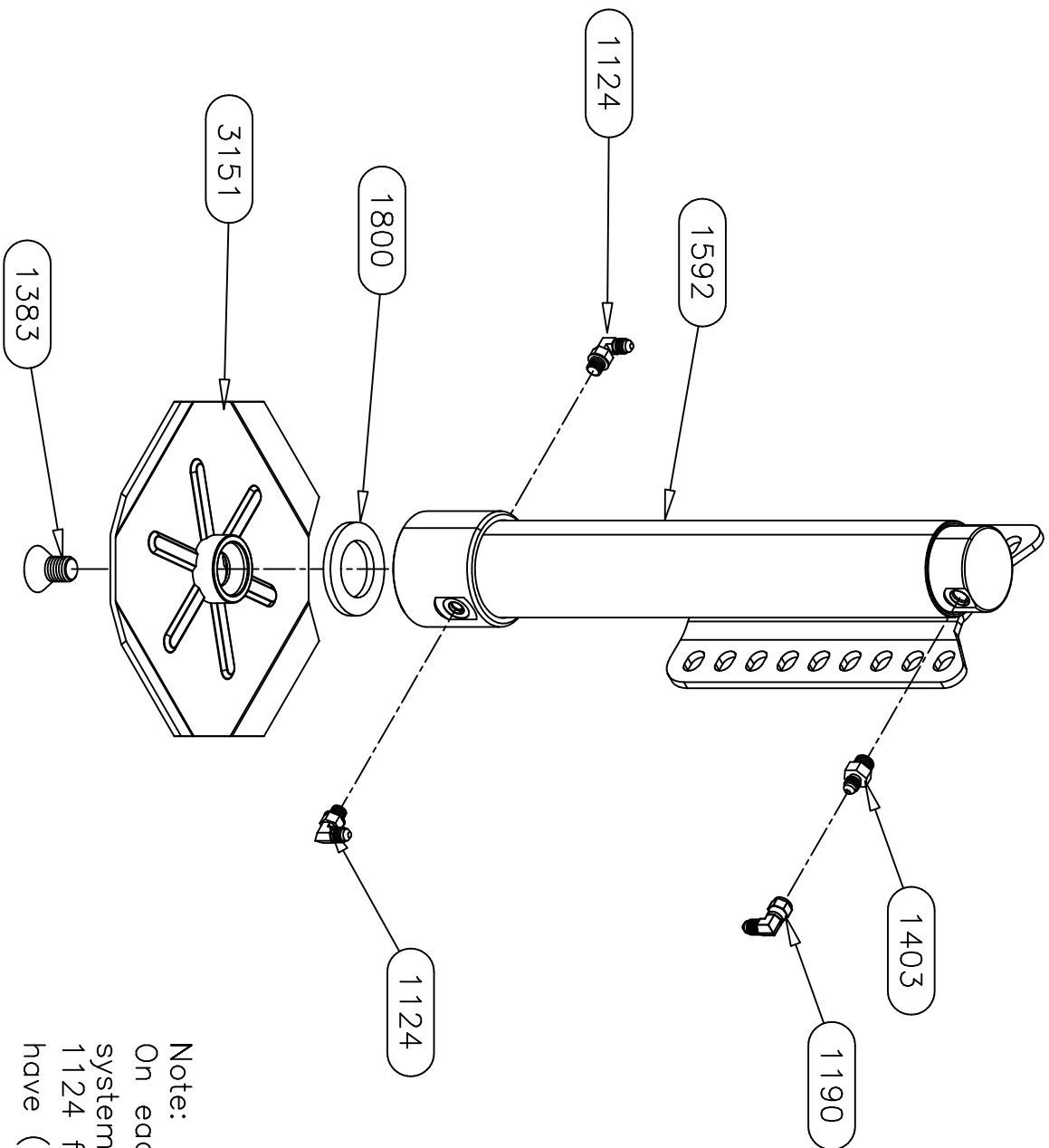
*Equalizer*

55169 COUNTY ROAD 3  
ELKHART, IN 46515

NOTICE - This drawing, including principles of design, is the property of Doy's Corporation, Elkhart, Indiana, with the agreement that it is not to be reproduced, copied, or loaned in any manner that may constitute a detriment directly or indirectly to Doy's Corporation. Acceptance of this will be construed as an agreement of the above.

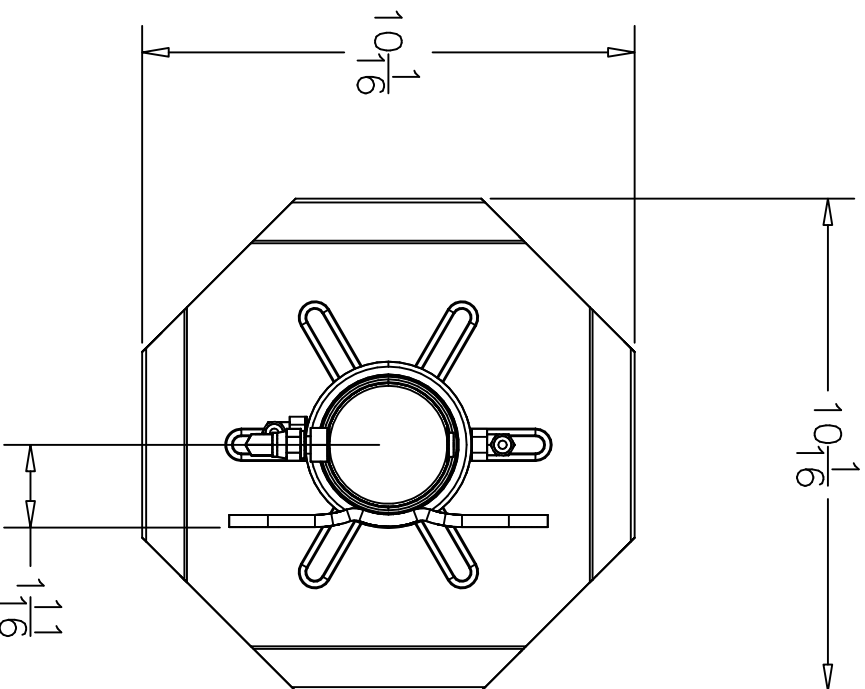
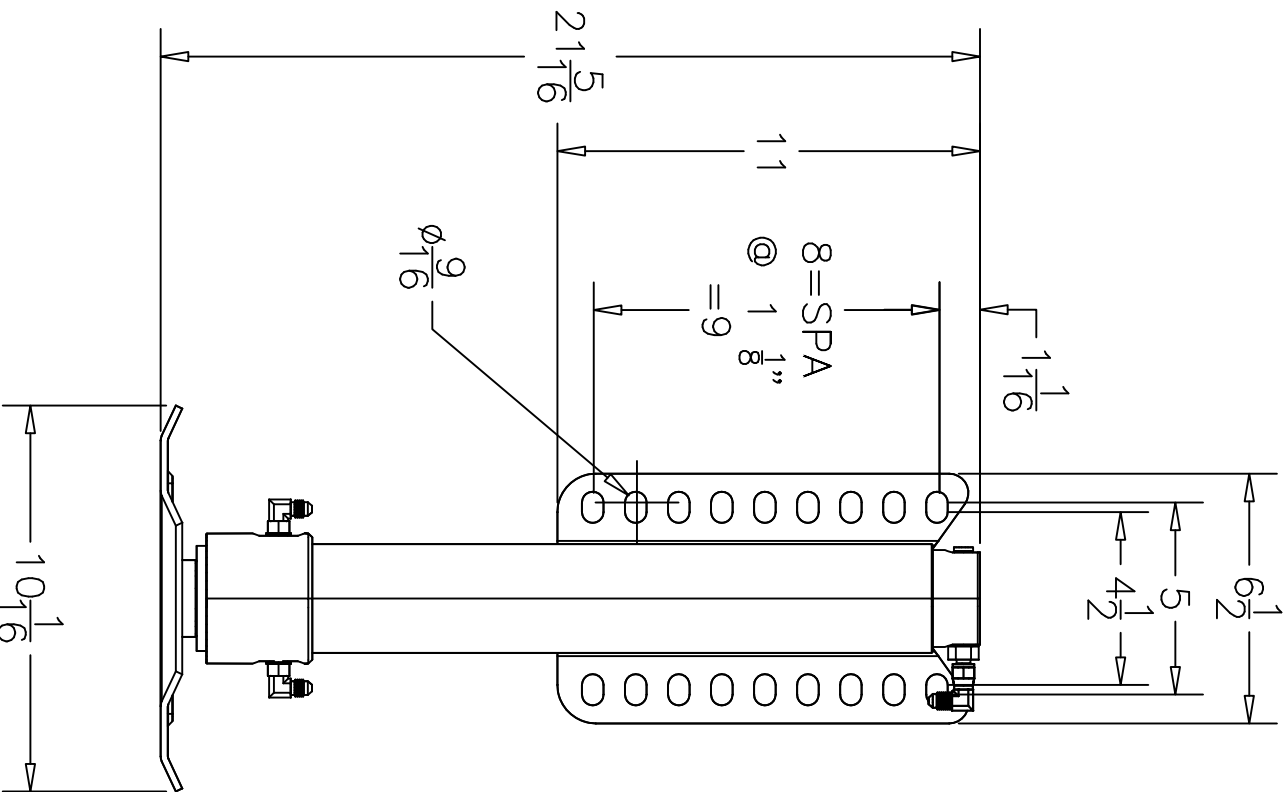
#	REVISIONS	BY:	DATE:	UNLESS OTHERWISE SPECIFIED:	TITLE	USED ON:
A	CHANGED MOUNT BRACKETS	SJ	9/13/11	TOLERANCES:	AM 16R LEG ASSEMBLY	AUTOLEVEL SYSTEMS
B	ROTATED FOOT	SJ	3/6/17	.XXX ± 0.010	SIZE SCALE	MATERIAL
C	UPDATED PINS	SJ	11/2/21	.XX ± 0.010	1:1	PER
				.X ± 0.030	DATE:	ITEM LIST
				ANG. ± 1/2°	06/05/03	PART NAME:
				REMOVE ALL BURS AND SHARP EDGES .015 MAX	AM 16-R LEG ASSEMBLY	
					APPD BY	DWG NO.:
					2 OF 2	7160
						REV:
						C





Note:  
On each pair of jacks in this system, one jack will have (1) 1124 fitting and the other will have (2) 1124 fittings.

<i>Equalizer</i>		S5169 COUNTY ROAD 3 ELKHART, IN 46515		#	REVISIONS	BY:	DATE:	UNLESS OTHERWISE SPECIFIED:	TITLE	USED ON:
								TOLERANCES:	SL 16 S LEG ASSEMBLY	RENEGADE
								.XXX ± 0.010	SIZE SCALE MATERIAL	
								.XX ± 0.010	A 1: 1	NOTED
								.X ± 0.030	DRW BY: DATE:	
								ANG. ± 1/2°	7/7/22	
								REMOVE ALL BURRS AND SHARP EDGES .015 MAX	APP'D BY: DATE:	
										PAGE: 2 OF 3
										DWG NO.: P7214
										—

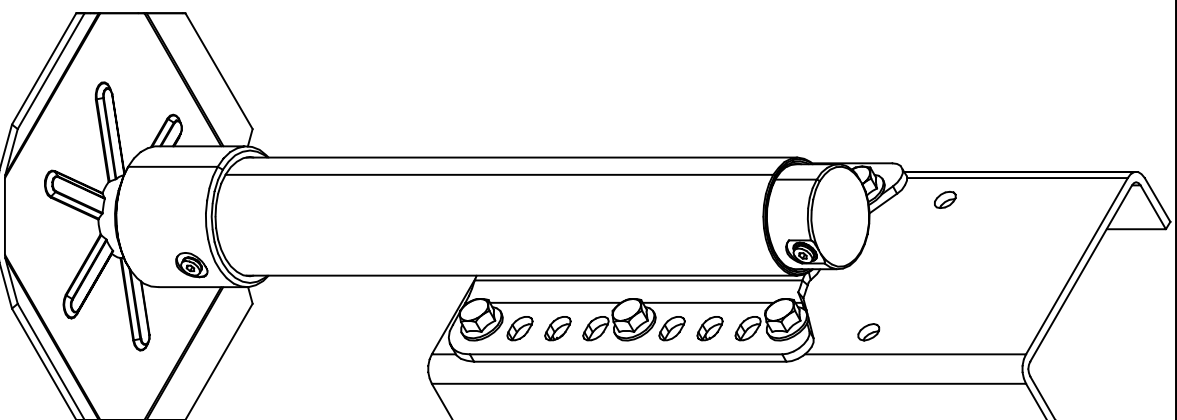


<b>Equulizer</b>		55169 COUNTY ROAD 3 ELKHART, IN 46515			
#	A	REVISIONS	CHANGED TO MONARCH STYLE CYLINDER	BY:	SJ
				DATE:	2/23/17
UNLESS OTHERWISE SPECIFIED: TOLERANCES: .XXX ± 0.010 .XX ± 0.010 .X ± 0.030 ANG. ± 1/2° REMOVE ALL BURRS AND SHARP EDGES .015 MAX					
TITLE		SL 16 S LEG ASSEMBLY		USED ON: RENEGADE	
SIZE SCALE MATERIAL		A 1:1 AS		NOTED	
DRW BY: DATE:		SJ 7/7/22		PART NAME: SL 16 S LEG ASSEMBLY	
APPD BY DATE:		-		PAGE: 3 OF 3	
				DWG NO.: P7214	
				REV:	

NOTICE - This drawing, including principles of design, is the property of Doy's Corporation, Elkhart, Indiana, with the agreement that it is not to be reproduced, copied, or loaned in any manner that may constitute a detriment directly or indirectly to Doy's Corporation. Acceptance of this will be construed as an agreement of the above.

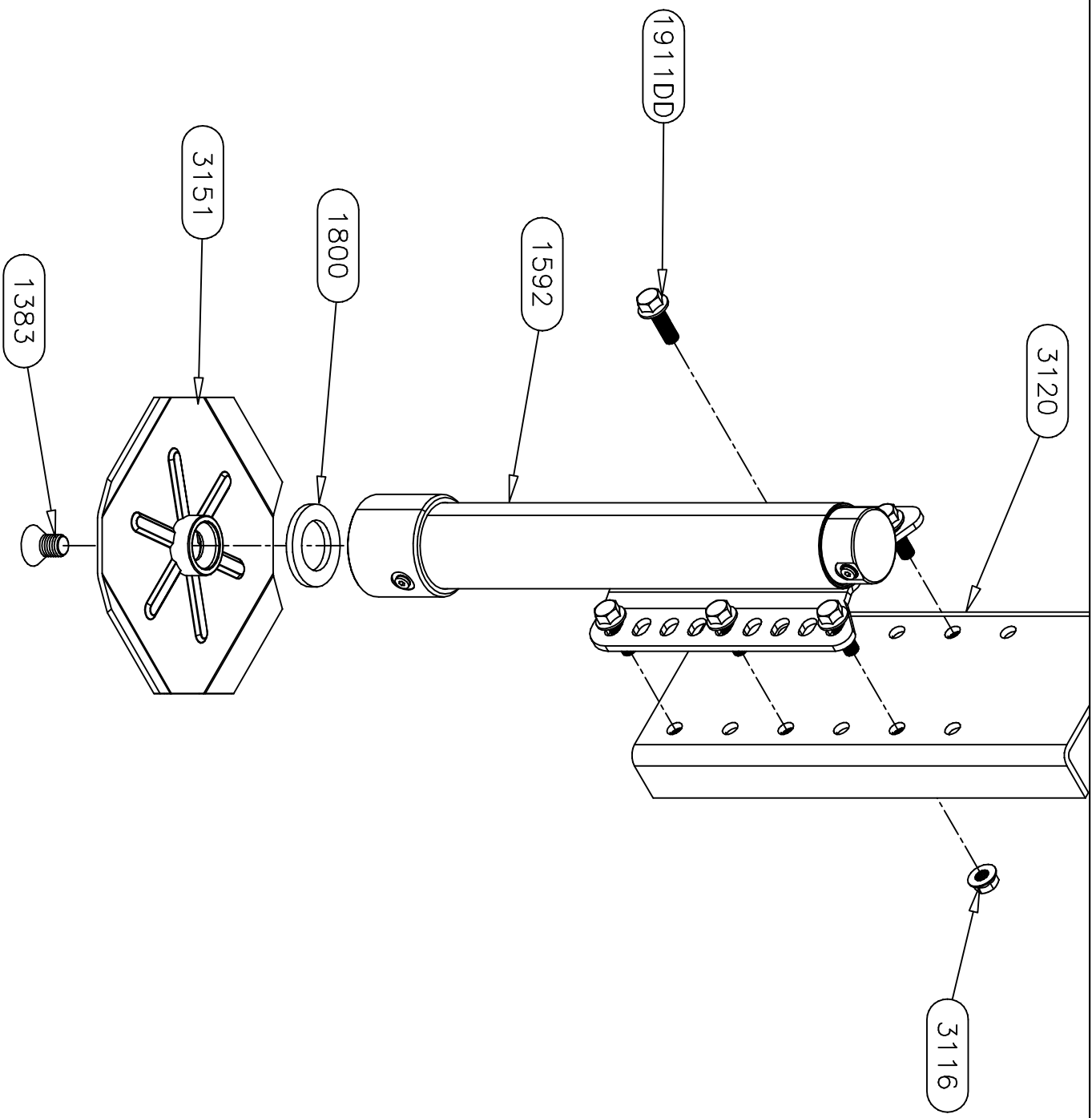


## 7214REN PARTS LIST

[illegible]

**Waipranyd authorisation must come directly from Equalizer Systems. (800) 846-9659.**

<i><b>Equalizer</b></i>						55169 COUNTY ROAD 3 ELKHART, IN 46515	
#	REVISONS		BY:	DATE:			
UNLESS OTHERWISE SPECIFIED:							
TOLERANCES:							
	SIZE	SCALE	MATERIAL	PART NAME:	NOTED		
	.XXX ±	0.010	A	SL 16 S-LEG ASSEMBLY	RENEGADE		
	.XX ±	0.010	DRW BY: 1	DATE: 1/24/17	PAGE: 1 OF 3		
	XG ±	0.030	SJ	SL 16	P7214REN		
	ANG. ±	1/2°	APP'D BY DATE:	DWG NO.: S-RENEGADE	REV: -		
	REMOVE ALL BURS AND SHARP EDGES .015 MAX —						
NOTICE – This drawing, including principles of design, is the property of Doy's Corporation, Elkhart, Indiana, with the agreement that it is not to be reproduced, copied, or loaned in any manner that may constitute a detriment directly or indirectly to Doy's Corporation. Acceptance of this will be construed as an agreement of the above.							



*Equulizer*

55169 COUNTRY ROAD 3  
ELKHART, IN 46515

#

REVISIONS

BY:

DATE:

UNLESS OTHERWISE SPECIFIED:  
TOLERANCES:  
.XXX ± 0.010  
.XX ± 0.010  
.X ± 0.030  
ANG. ± 1/2°  
REMOVE ALL BURRS AND SHARP EDGES .015 MAX

TITLE

MH 16 SL LEG ASSEMBLY

USED ON:

RENEGADE

SIZE SCALE MATERIAL

NOTE D

DRW BY: DATE:

PART NAME: SL 16 S-RENEGADE

APPD BY DATE:

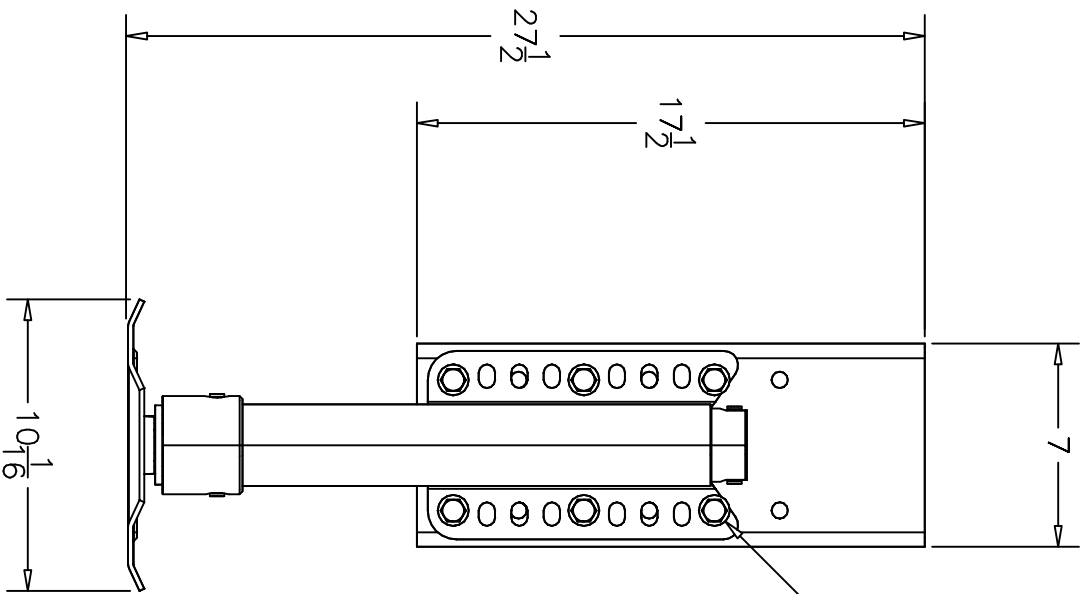
PAGE: 2 OF 3 DWG NO.: P7214REN

REV:

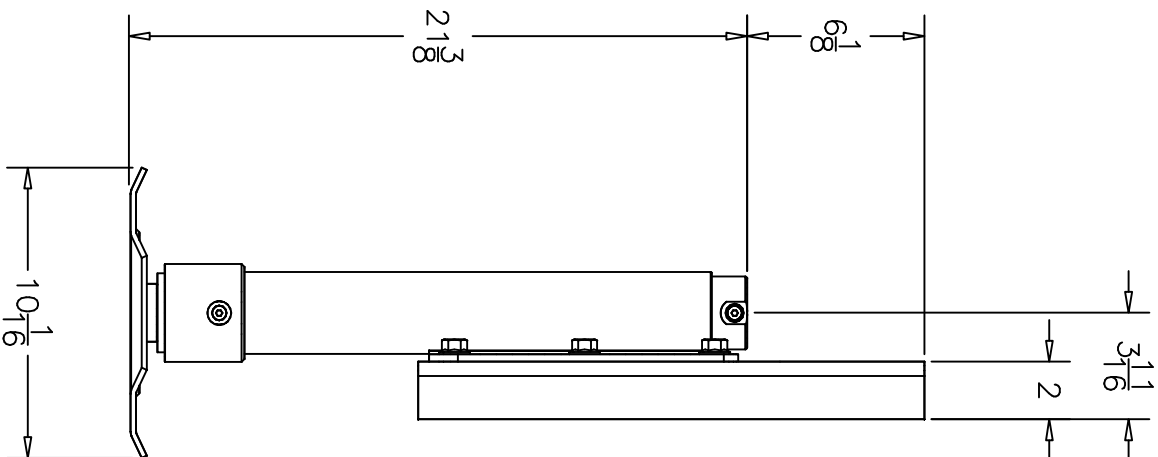
REV:

REV:

NOTICE - This drawing, including principles of design, is the property of Doy's Corporation, Elkhart, Indiana, with the agreement that it is not to be reproduced, copied, or loaned in any manner that may constitute a detriment directly or indirectly to Doy's Corporation. Acceptance of this will be construed as an agreement of the above.



Top bolt is in  
second hole of  
bracket and top  
slot in jack



*Equalizer*

55169 COUNTY ROAD 3  
ELKHART, IN 46515

#

REVISIONS

BY:

DATE:

UNLESS OTHERWISE  
SPECIFIED:  
TOLERANCES:  
.XXX ± 0.010  
.XX ± 0.010  
.X ± 0.030  
ANG. ± 1/2°  
REMOVE ALL BURRS AND  
SHARP EDGES .015 MAX

TITLE

MH 16 SL LEG ASSEMBLY

USED ON:

RENEGADE

NOTE D

SIZE SCALE MATERIAL

A 1:1 AS

PART NAME:

SL 16 S-RENEGADE

DRW BY:

SJ 1/24/17

PAGE:

3 OF 3 P7214REN

APPD BY

DATE:

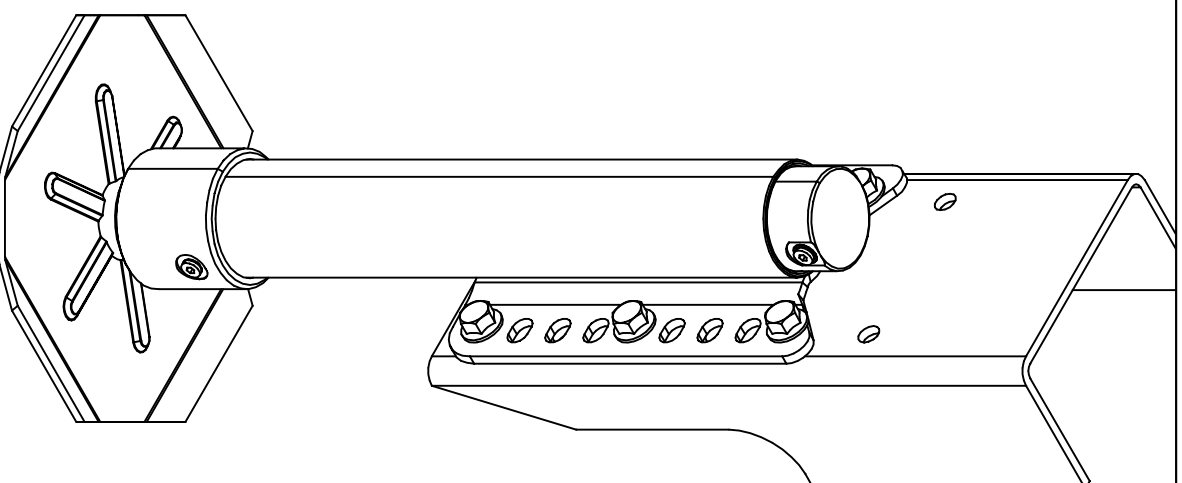
REV:

-

NOTICE - This drawing, including principles of design, is the property of Doy's Corporation, Elkhart, Indiana, with the agreement that it is not to be reproduced, copied, or loaned in any manner that may constitute a detriment directly or indirectly to Doy's Corporation. Acceptance of this will be construed as an agreement of the above.

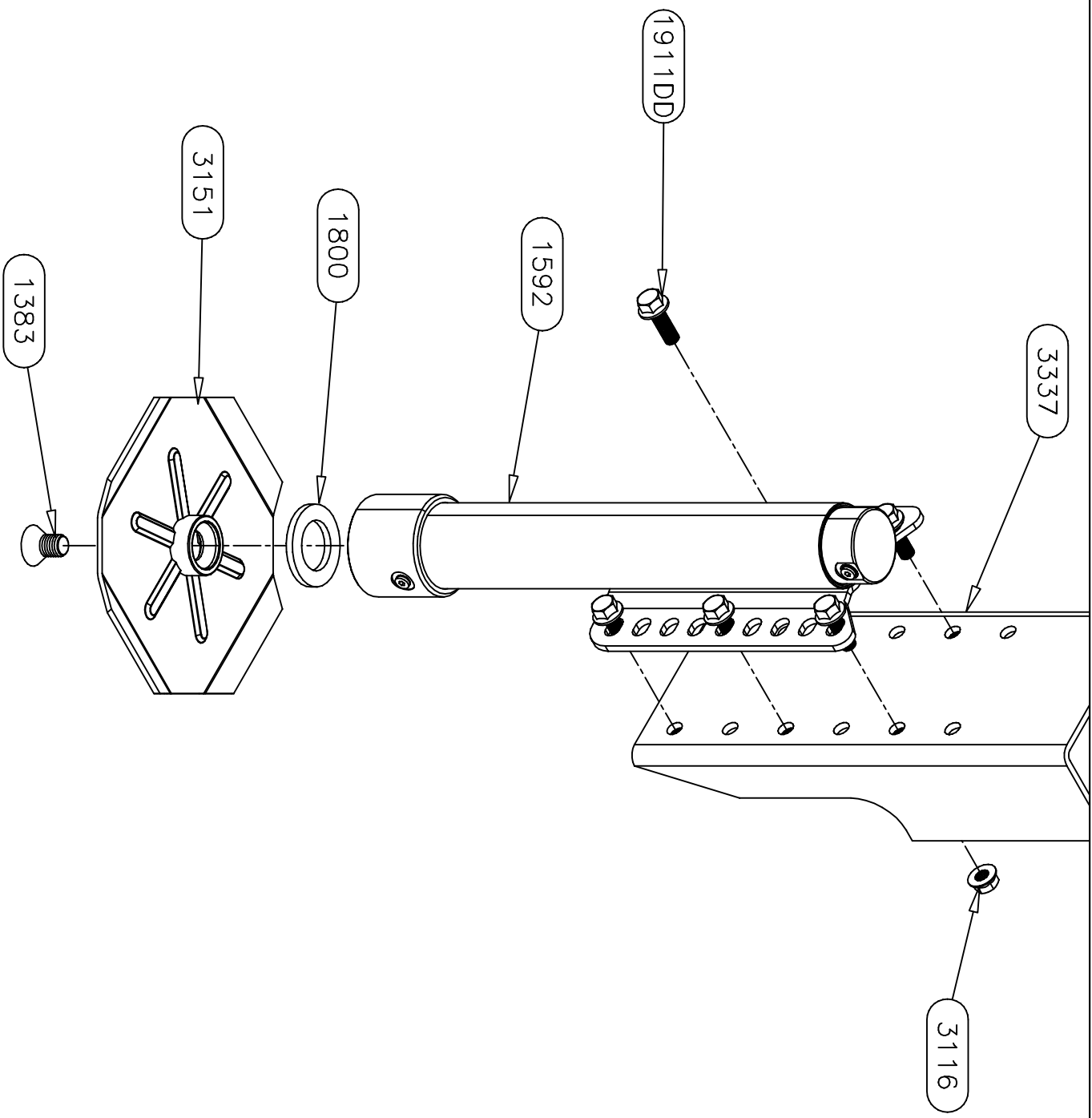
## 7214RENSP PARTS LIST

PART #	DESCRIPTION	QUAN
1383	SCREW-3/4-10 X 1 1/4 FHSCS Z	1
1592	CYLINDER-2 1/2 X 16 SL	1
1800	CUSHION-DAMPENING RING-SMALL/THICK	1
1911DD	BOLT-1/2-13 X 1 1/2 HEX SERR FLG BLT GR5	6
3116	NUT-1/2-13 FLANGE-SERR	6
3151	FOOT-SL 10" OCT. W/COLLAR	1
3337	PLATE-RENE REAR SL MOUNT	1

[illegible]

**Waipranyd authorisation must come directly from Equalizer Systems. (800) 846-9659.**

<i>Equalizer</i>	55169 COUNTY ROAD 3 ELKHART, IN 46515	#	REVISIONS	BY:	DATE:	UNLESS OTHERWISE SPECIFIED:	TITLE	USED ON:
NOTICE - This drawing, including principles of design, is the property of Doy's Corporation, Elkhart, Indiana, with the agreement that it is not to be reproduced, copied, or loaned in any manner that may constitute a detriment directly or indirectly to Doy's Corporation. Acceptance of this will be construed as an agreement of the above.						TOLERANCES: XXX ± .0010 .XX ± .0010 X ± .0030 ANG. ± 1/2° REMOVE ALL BURS AND SHARP EDGES .015 MAX	MH 16 SL LEG ASSEMBLY	RENEGADE
						SIZE SCALE MATERIAL A 1:1 ASS		
						DRW BY: DATE: 1/24/17	PART NAME: SL 16 S-RENEGADE-SPECIAL	
						APP'D BY DATE:	PAGE: 1 OF 3 DWG NO.: P7214RNSP REV: —	



*Equulizer*

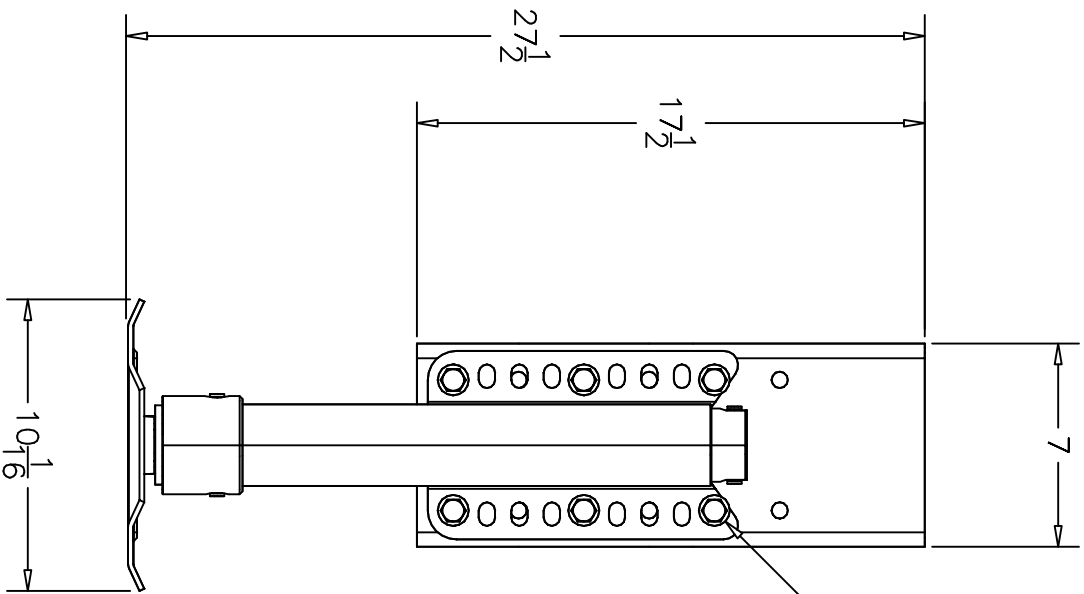
55169 COUNTY ROAD 3  
ELKHART, IN 46515

NOTICE - This drawing, including principles of design, is the property of Doy's Corporation, Elkhart, Indiana, with the agreement that it is not to be reproduced, copied, or loaned in any manner that may constitute a detriment directly or indirectly to Doy's Corporation. Acceptance of this will be construed as an agreement of the above.

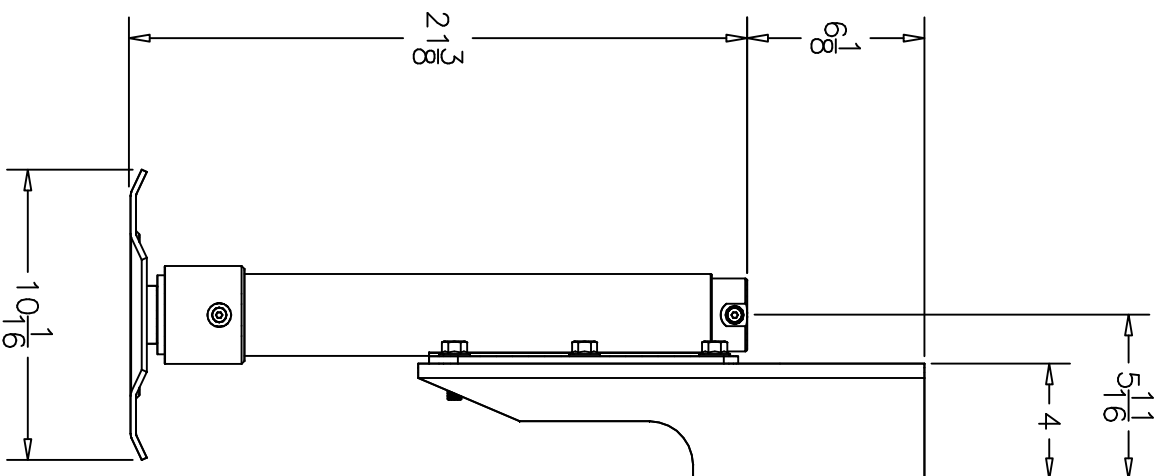
#	REVISIONS	BY:	DATE:

UNLESS OTHERWISE SPECIFIED:  
TOLERANCES:  
.XXX ± 0.010  
.XX ± 0.010  
.X ± 0.030  
ANG. ± 1/2°  
REMOVE ALL BURRS AND SHARP EDGES .015 MAX

TITLE				USED ON:	
MH 16 SL LEG ASSEMBLY				RENEGADE	
SIZE	SCALE	MATERIAL	NOTE D		
A	1:1	AS			
DRW BY:	DATE:	PART NAME:			
SJ	1/24/17	SL 16 S-RENEGADE-SPECIAL			
APPD BY	DATE:	PAGE:	DWG NO:		
—	—	2 OF 3	P7214RENSP		
				REV:	—



Top bolt is in  
second hole of  
bracket and top  
slot in jack



*Equalizer*

55169 COUNTY ROAD 3  
ELKHART, IN 46515

#

REVISIONS

BY:

DATE:

UNLESS OTHERWISE  
SPECIFIED:  
TOLERANCES:  
.XXX ± 0.010  
.XX ± 0.010  
.X ± 0.030  
ANG. ± 1/2°  
REMOVE ALL BURRS AND  
SHARP EDGES .015 MAX

TITLE

MH 16 SL LEG ASSEMBLY

USED ON:

RENEGADE

SIZE

SCALE MATERIAL

NOTE D

DRW

BY: DATE:

PART NAME:

SL 16 S-RENEGADE-SPECIAL

APPD

BY DATE:

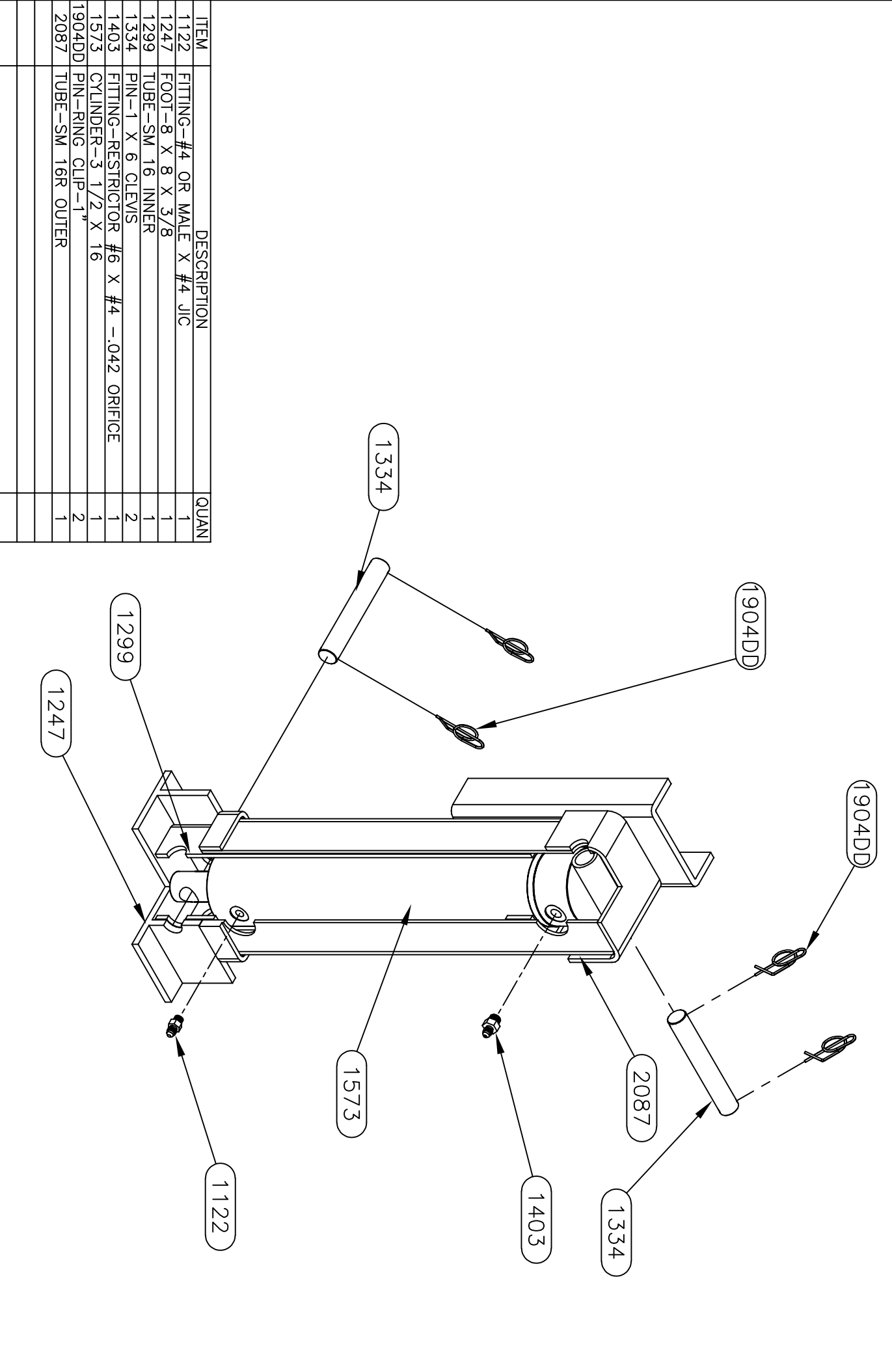
PAGE:

3 OF 3 P7214RENSP

REV:

REV:

NOTICE - This drawing, including principles of design, is the property of Doy's Corporation, Elkhart, Indiana, with the agreement that it is not to be reproduced, copied, or loaned in any manner that may constitute a detriment directly or indirectly to Doy's Corporation. Acceptance of this will be construed as an agreement of the above.



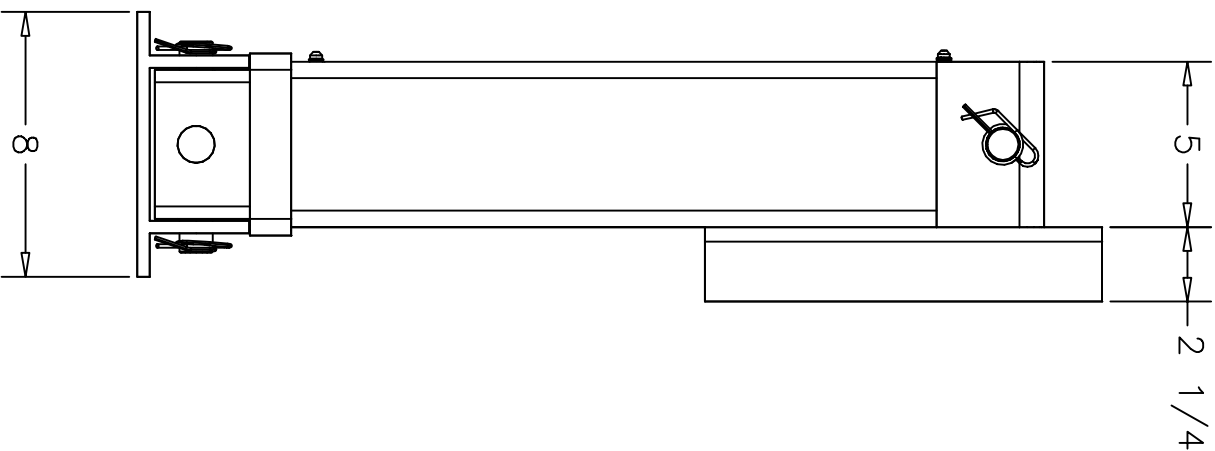
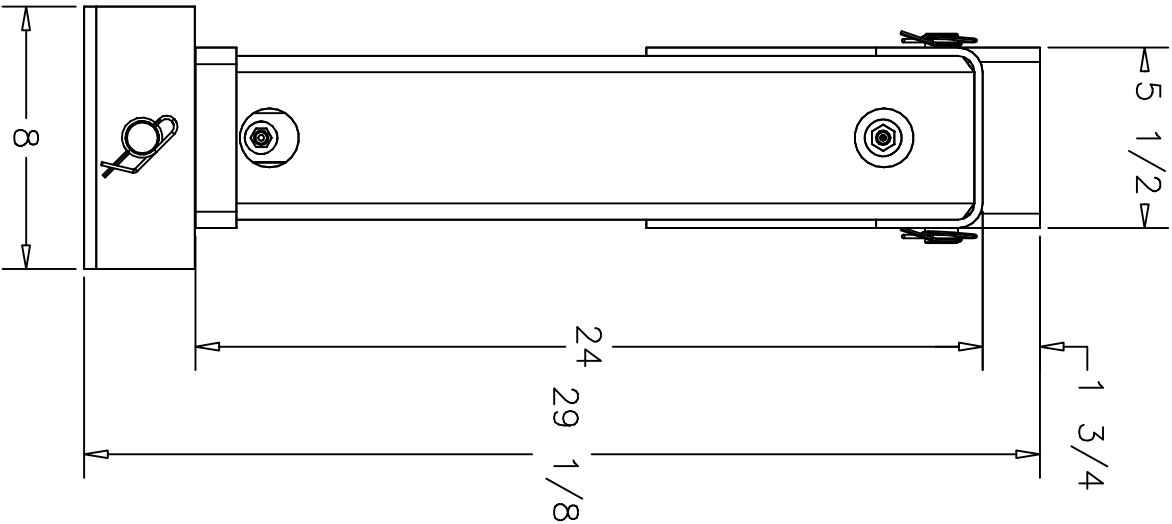
ITEM	DESCRIPTION	QUAN
1122	FITTING-#4 OR MALE X #4 JIC	1
1247	FOOT-8 X 8 X 3/8	1
1299	TUBE-SM 16 INNER	1
1334	PIN-1 X 6 CLEVIS	2
1403	FITTING-RESTRICTOR #6 X #4 -.042 ORIFICE	1
1573	CYLINDER-3 1/2 X 16	1
1904DD	PIN-RING CLIP-1"	2
2087	TUBE-SM 16R OUTER	1

<i>Equalizer</i>	55169 COUNTRY ROAD 3 ELKHART, IN 46515	#	REVISIONS	BY:	DATE:	UNLESS OTHERWISE SPECIFIED: TOLERANCES: CITIZENSHIP MATERIAL	TITLE	USED ON:
	A	CHANGED THE MOUNTING BRACKET	SJ	9/13/11	SM 16R LEG ASSEMBLY		AUTOLEVEL SYSTEMS	

NOTICE - This drawing, including principles of design, is the property of Doy's Corporation, Elkhart, Indiana, with the agreement that it is not to be reproduced, copied, or loaned in any manner that may constitute a detriment directly or indirectly to Doy's Corporation. Acceptance of this will be construed as an agreement of the above.

UNLESS OTHERWISE SPECIFIED:  
TOLERANCES:  
.XXX ± 0.010  
.XX ± 0.010  
.X ± 0.030  
ANG. ± 1/2°  
REMOVE ALL BURRS AND SHARP EDGES .015 MAX

SIZE SCALE MATERIAL  
A 1:1 PER  
DRW BY: DATE: 6/30/05  
NFC  
PART NAME: SM 16R LEG ASSEMBLY  
PAGE: 1 OF 2 DWG NO.: 7261  
REV: B

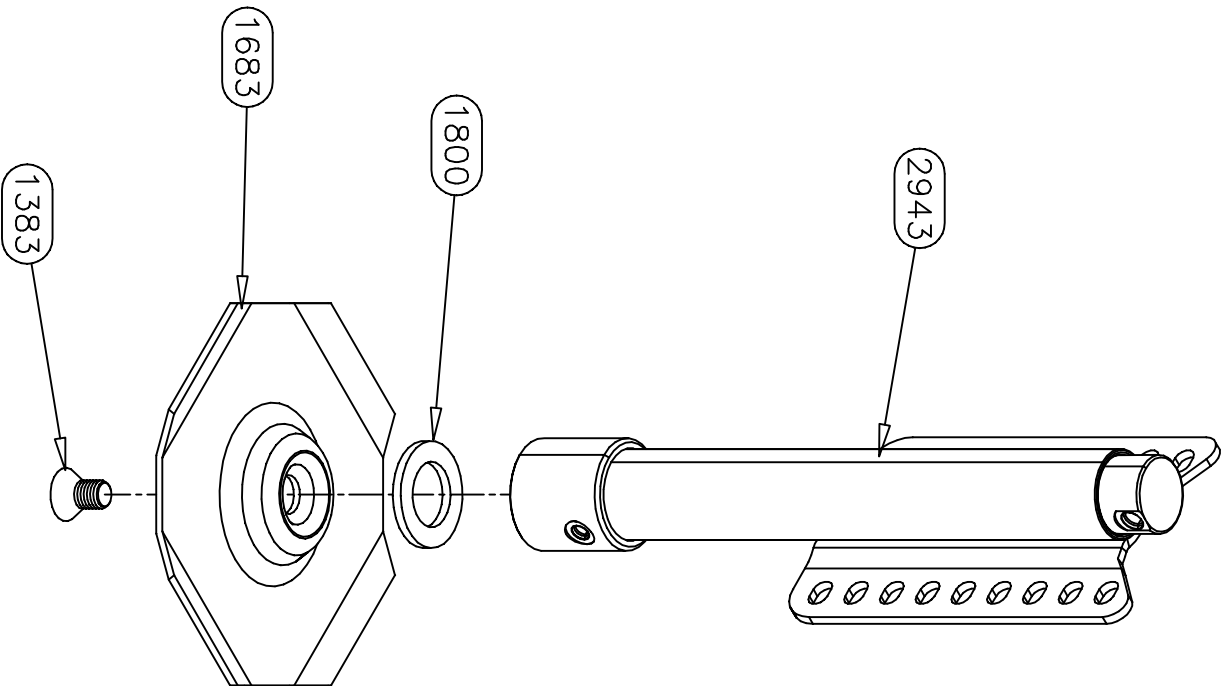
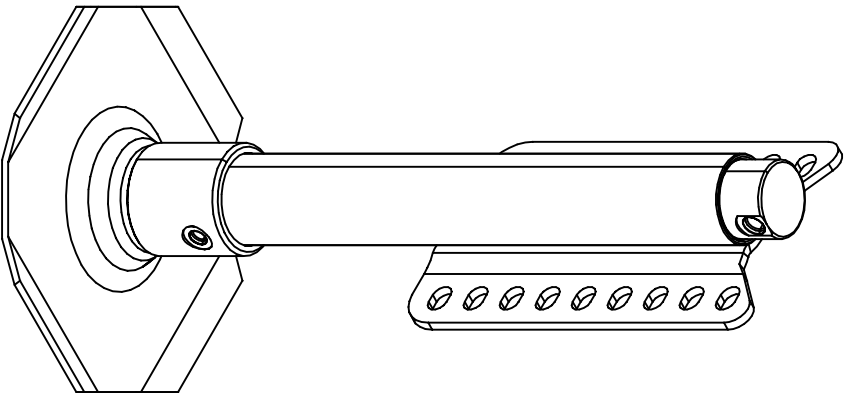


<b>Equulizer</b>		55169 COUNTY ROAD 3 ELKHART, IN 46515			
		NOTICE – This drawing, including principles of design, is the property of Doy's Corporation, Elkhart, Indiana, with the agreement that it is not to be reproduced, copied, or loaned in any manner that may constitute a detriment directly or indirectly to Doy's Corporation. Acceptance of this will be construed as an agreement of the above.			
#	REVISIONS	BY:	DATE:	UNLESS OTHERWISE SPECIFIED:	
A	CHANGED THE MOUNTING BRACKET	SJ	9/13/11	TOLERANCES:	
B	UPDATED THE PINS	SJ	11/2/21	.XXX ± 0.010	
				.XX ± 0.010	
				.X ± 0.030	
				ANG. ± 1/2°	
				REMOVE ALL BURRS AND SHARP EDGES .015 MAX	
TITLE		USED ON:		PART NAME:	
SM 16R LEG ASSEMBLY		AUTOLEVEL SYSTEMS		SM 16R LEG ASSEMBLY	
SIZE SCALE MATERIAL		DATE:		PAGE:	
A 1:1 PER		6/30/05		2 OF 2	
DRW BY:		DATE:		DWG NO.:	
NFC				7261	
APP'D BY		DATE:		REV:	
				B	



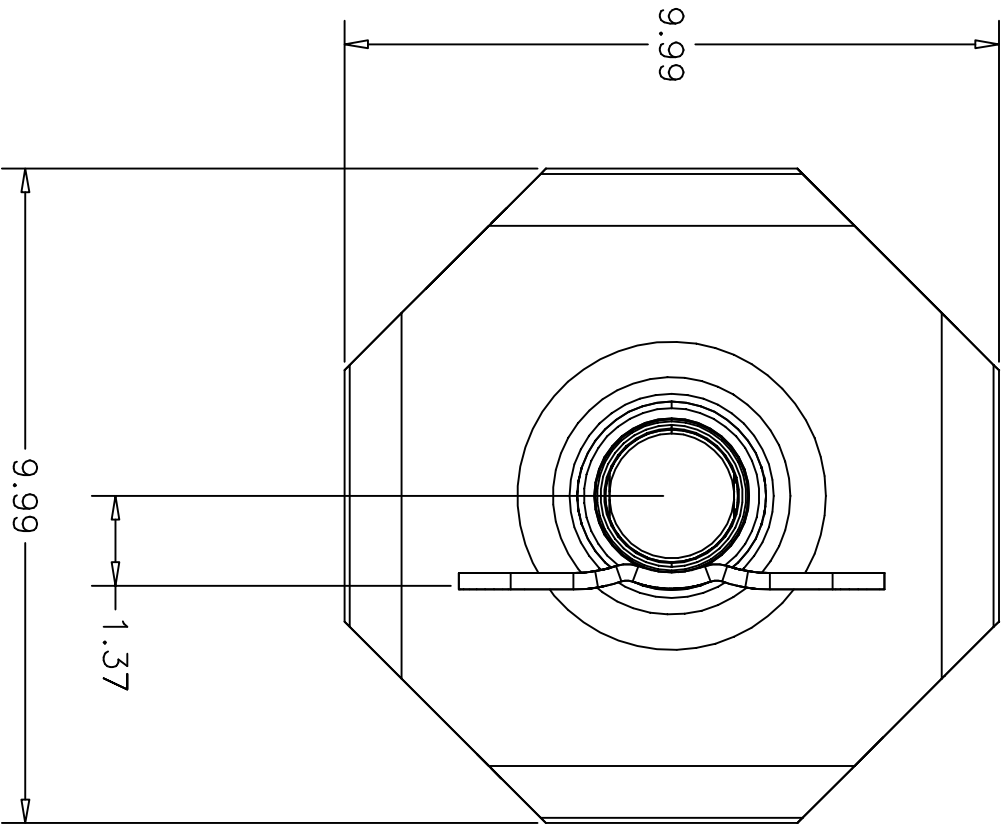
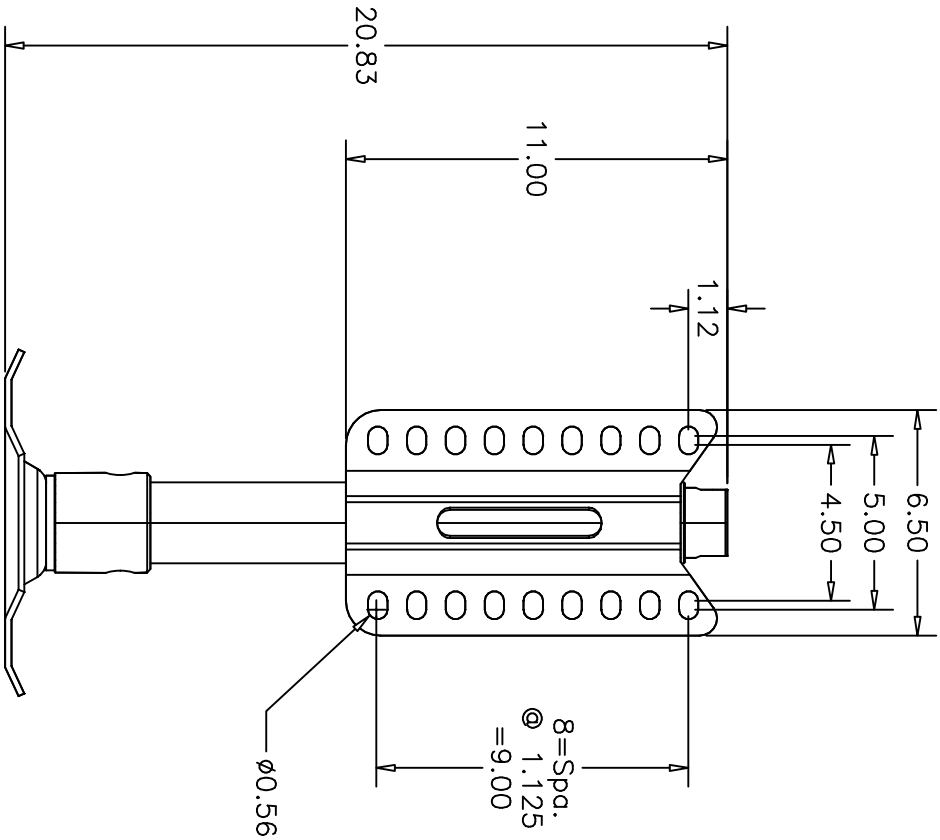
7636 PARTS LIST

PART#	DESCRIPTION	QUAN
1383	SCREW-3/4-10 X 1 1/4 FHSCS Z	1
1683	FOOT-SL 10 X 10	1
1800	CUSHION-DAMPENING RING-SMALL/THICK	1
2943	CYLINDER-2 X 15 SL	1



<b>Equalizer</b>		55169 COUNTRY ROAD 3 ELKHART, IN 46515	
#	REVISIONS	BY:	DATE:
A	ADDED NEW FOOT DESIGN	SJ	9/10/10
B	CHANGED TO MONARCH CYLINDER	SJ	8/28/17
UNLESS OTHERWISE SPECIFIED: TOLERANCES: .XXX ± 0.010 .XX ± 0.030 .X ± 0.050 ANG. ± 1/2° REMOVE ALL BURRS AND SHARP EDGES .015 MAX			
TITLE		USED ON:	
MH 15 SL LEG ASSEMBLY		MOTOR HOME LEVELING	
SIZE SCALE	MATERIAL	NOTED	
A 1:1	AS		
DRW BY:	DATE:	PART NAME:	
SJ	6/4/09	MH 15 SL LEG ASSEMBLY	
AP'D BY:	DATE:	PAGE:	DWG NO.:
-	-	1 OF 2	7636
			REV: B

NOTICE - This drawing, including principles of design, is the property of Doy's Corporation, Elkhart, Indiana, with the agreement that it is not to be reproduced, copied, or loaned in any manner that may constitute a detriment directly or indirectly to Doy's Corporation. Acceptance of this will be construed as an agreement of the above.



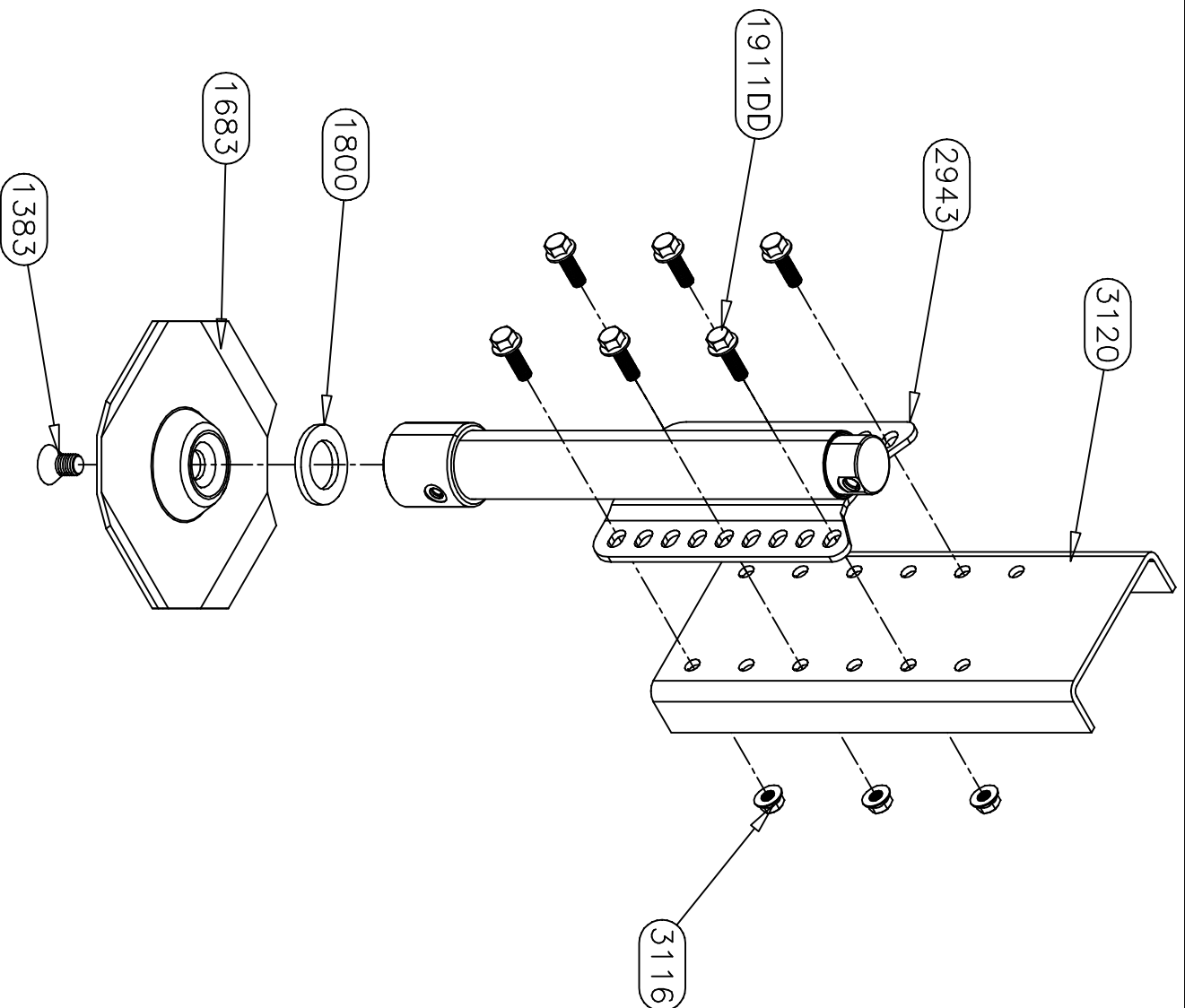
*Equalizer*

55169 COUNTRY ROAD 3  
ELKHART, IN 46515

NOTICE - This drawing, including principles of design, is the property of Doy's Corporation, Elkhart, Indiana, with the agreement that it is not to be reproduced, copied, or loaned in any manner that may constitute a detriment directly or indirectly to Doy's Corporation. Acceptance of this will be construed as an agreement of the above.

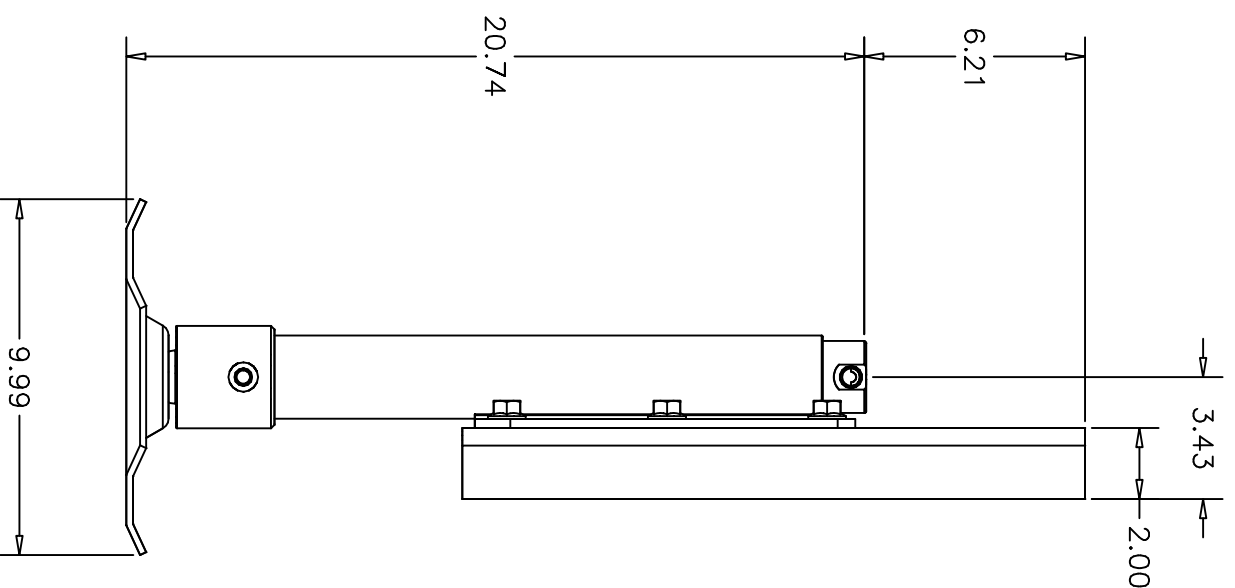
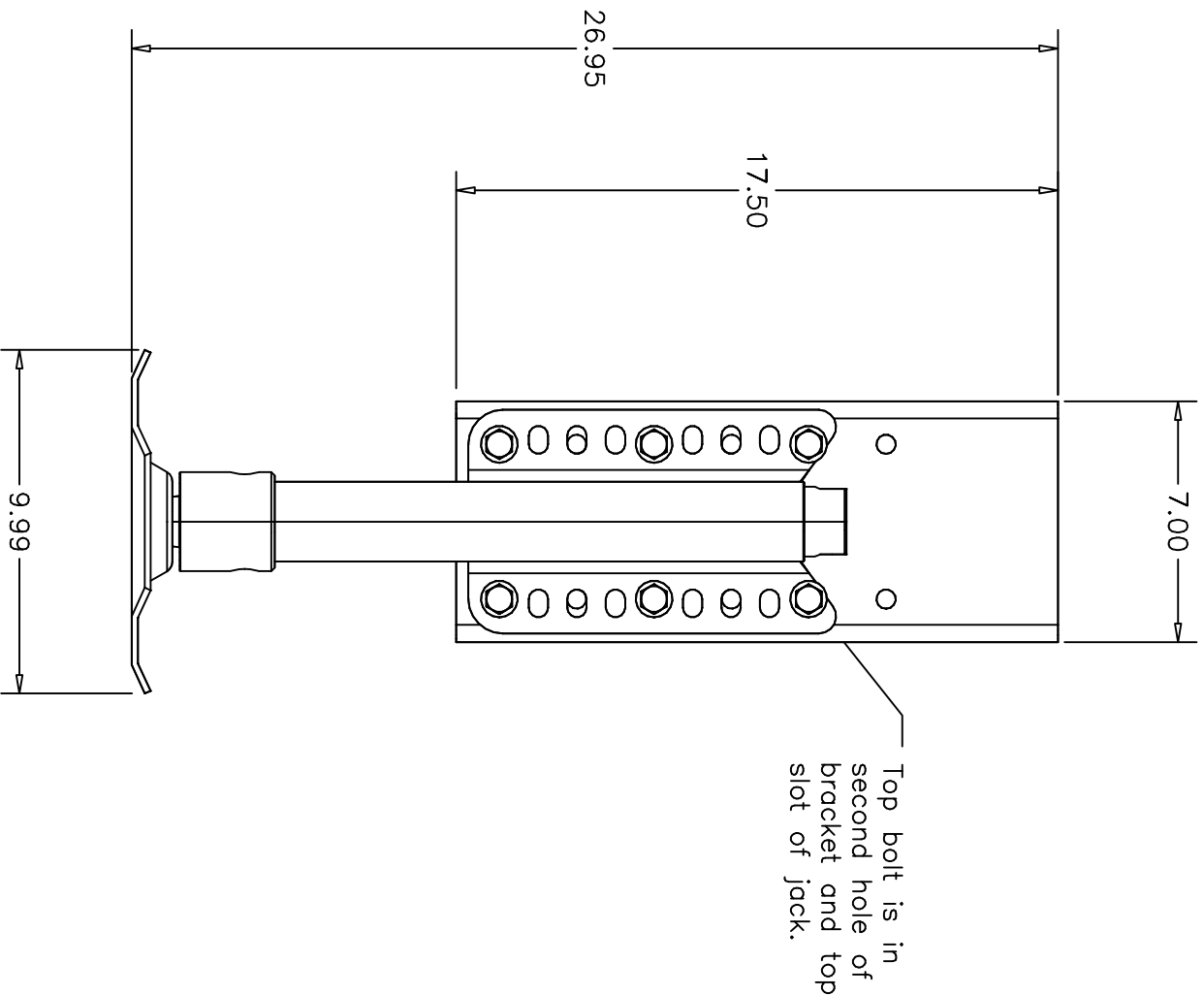
#	REVISIONS	BY:	DATE:	UNLESS OTHERWISE SPECIFIED:	TITLE	USED ON:
A	ADDED NEW FOOT DESIGN	SJ	9/10/10	TOLERANCES:	MH 15 SL LEG ASSEMBLY	MOTOR HOME LEVELING
B	CHANGED TO MONARCH CYLINDER	SJ	8/28/17	.XXX ± 0.010	SIZE SCALE MATERIAL	
				.XX ± 0.030	A 1:1 A S	NOTED
				.X ANG. ± 1/2"	DRW BY: DATE:	PART NAME:
				REMOVE ALL BURRS AND SHARP EDGES .015 MAX	SJ 6/4/09	MH 15 SL LEG ASSEMBLY
					AP'D BY DATE:	PAGE: 2 OF 2
						DWG NO.: 7636
						REV: B

PART#	DESCRIPTION	QUAN
1383	SCREW-3/4-10 X 1 1/4 FHSCS Z	1
1683	FOOT-SL 10 X 10	1
1800	CUSHION-DAMPENING RING-SMALL/THICK	1
1911DD	BOLT-1/2-13 X 1 1/2 HEX SER FLG BOLT GR 5	6
2943	CYLINDER-2 X 15 SL	1
3116	NUT-1/2-13 FLANGE-SERR	6
3120	PLATE-MH BOLT 2" EXT	1



13

NOTICE – This drawing, including principles of design, is the property of Days Corporation, Elkhart, Indiana, with the agreement that it is not to be reproduced, copied, or loaned in any manner that may constitute a detriment directly or indirectly to Days Corporation. Acceptance of this will be construed as an agreement of the above.



*Equulizer*

55169 COUNTY ROAD 3  
ELKHART, IN 46515

NOTICE - This drawing, including principles of design, is the property of Doy's Corporation, Elkhart, Indiana, with the agreement that it is not to be reproduced, copied, or loaned in any manner that may constitute a detriment directly or indirectly to Doy's Corporation. Acceptance of this will be construed as an agreement of the above.

#	REVISIONS	BY:	DATE:	TITLE	USED ON:
				SL 15 LEG ASSEMBLY	RENEGADE
				SIZE SCALE MATERIAL	NOTED
				A 1:1	
				DRW BY: 11/2/21	PART NAME: SL 15 S-RENEGADE
				DATE: 11/2/21	PAGE: 1 OF 2
				APPR'D BY: 11/2/21	DWG NO.: 7636REN
				REMOVE ALL BURRS AND SHARP EDGES .015 MAX	REV: -

UNLESS OTHERWISE SPECIFIED:

TOLERANCES:  
.XXX ± 0.010  
.XX ± 0.010  
.X ± 0.030

ANG. ± 1/2°

REMOVE ALL BURRS AND SHARP EDGES .015 MAX

1001

REV:	—
------	---

*Equalizer*

55169 COUNTY ROAD 3  
ELKHART, IN 46515

## REVISIONS

BY:

DATE:

**UNLESS OTHERWISE**

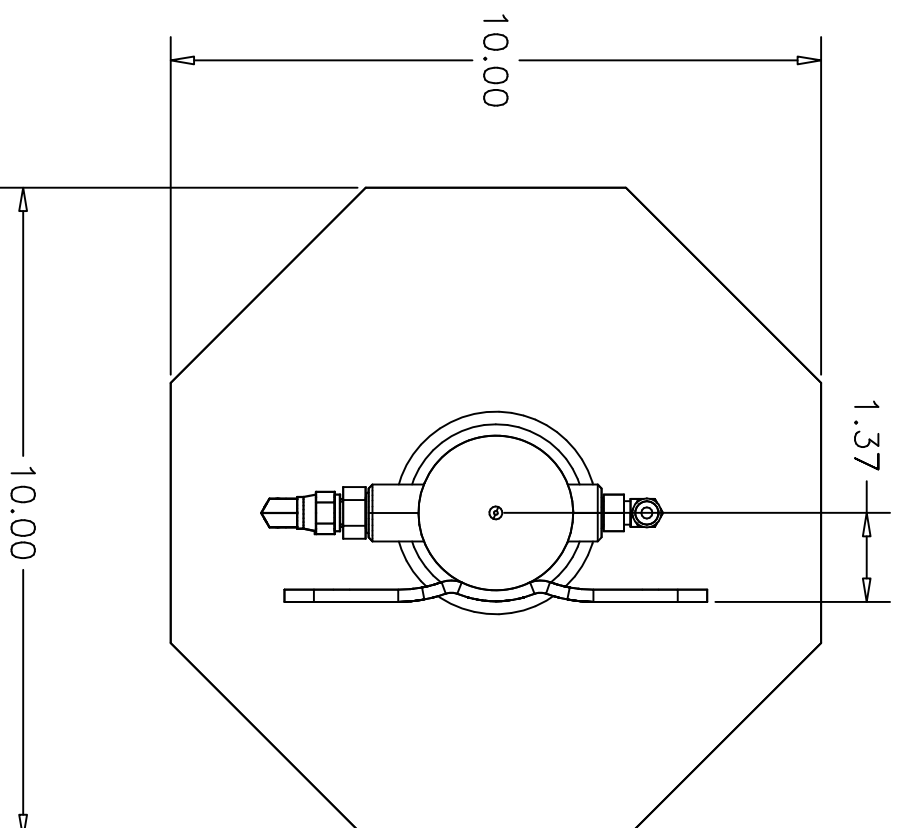
TITLE	SL
SIZE	

13 LEG ASS  
SCALE MATERIAL

USED ON:	RENEGADE
LIES	

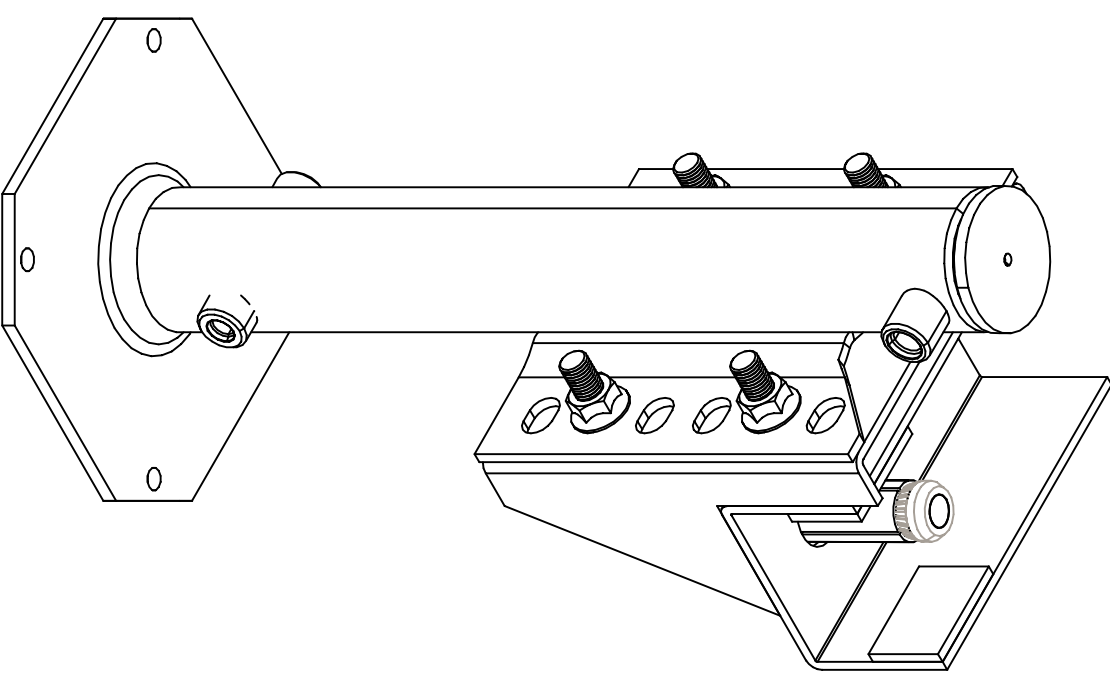
--	--





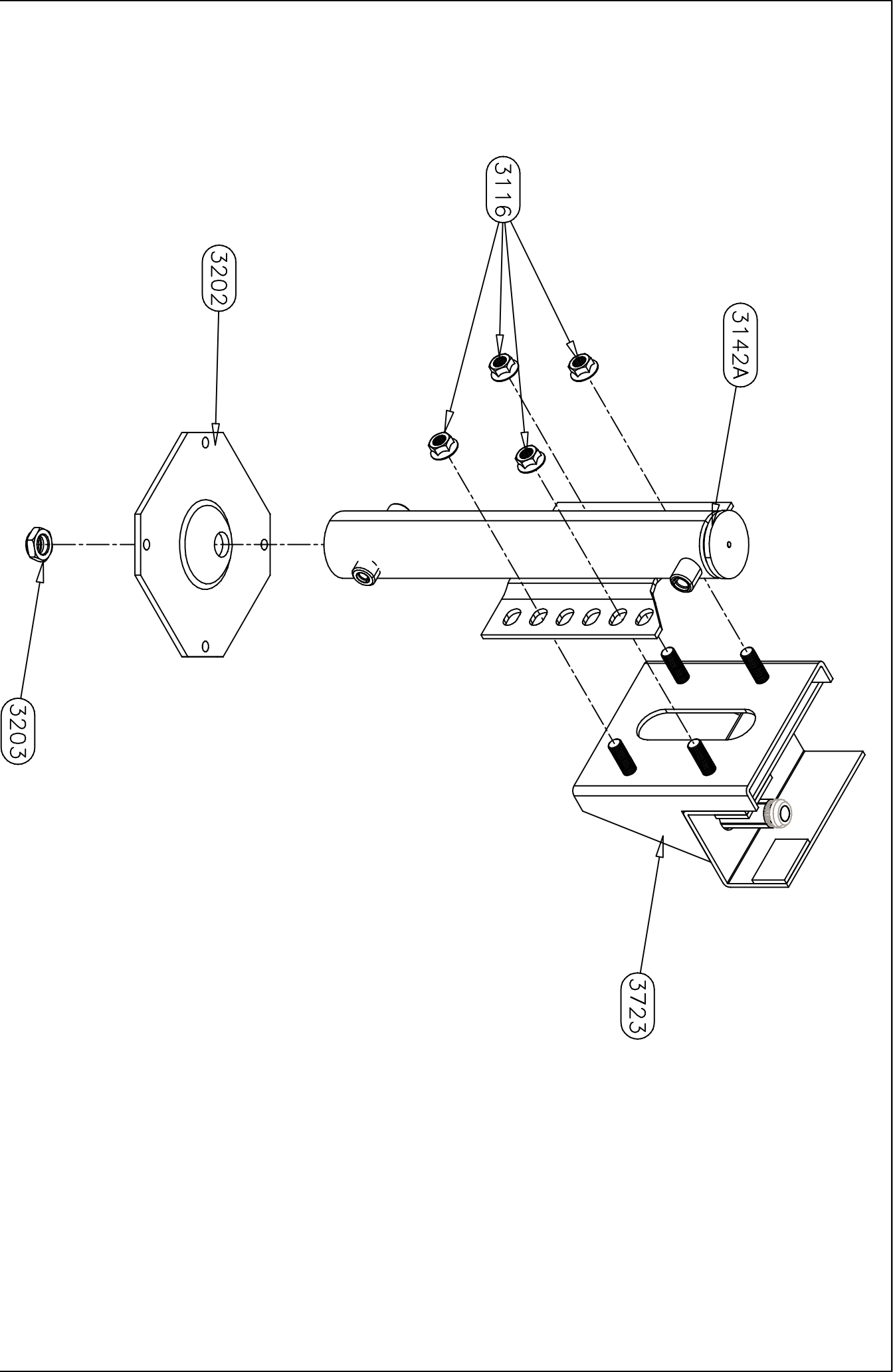
70202 PARTS LIST

PART#	DESCRIPTION	QUAN
3116	NUT-1/2/13 FLANGE-SERR	4
3142A	CYLINDER-SL 2 X 13 LP	1
3202	FOOT-SL 7 X 7	1
3203	NUT-3/4-16 NYLOCK JAM	1
3723	BRACKET-DS FRONT JACK-2018 SPRINTER	1



<i>Equalizer</i>		55169 COUNTRY ROAD 3 ELKHART, IN 46515		#	REVISIONS		BY:	DATE:	UNLESS OTHERWISE SPECIFIED: TOLERANCES: .XXX ± 0.010 .XX ± 0.010 .X ± 0.030 ANG. ± 1/2" REMOVE ALL BURRS AND SHARP EDGES .015 MAX		TITLE SL 13 LEG ASSEMBLIES	USED ON: SPRINTER SYSTEMS	
NOTICE - This drawing, including principles of design, is the property of Doy's Corporation, Elkhart, Indiana, with the agreement that it is not to be reproduced, copied, or loaned in any manner that may constitute a detriment directly or indirectly to Doy's Corporation. Acceptance of this will be construed as an agreement of the above.										SIZE SCALE MATERIAL A 1:1 AS	NOTED		
										DRW BY: SU	DATE: 1/22/19	PART NAME: SL 13 LP-2018 SPRINTER DS	
										AP'D BY: -	DATE: -	PAGE: 1 OF 3	DWG NO.: P70202
												REV: -	





*Equalizer*

55169 COUNTRY ROAD 3  
ELKHART, IN 46515

#

REVISIONS

BY:

DATE:

UNLESS OTHERWISE  
SPECIFIED:  
TOLERANCES:  
.XXX ± 0.010  
.XX ± 0.030  
.X ± 1/2"

TITLE

SL 13 LEG ASSEMBLIES

USED ON:

RENEGADE

SIZE SCALE MATERIAL

A 1:1 AS

DRW BY: DATE:

SU 1/22/19

AP'D BY DATE:

—

NOTED

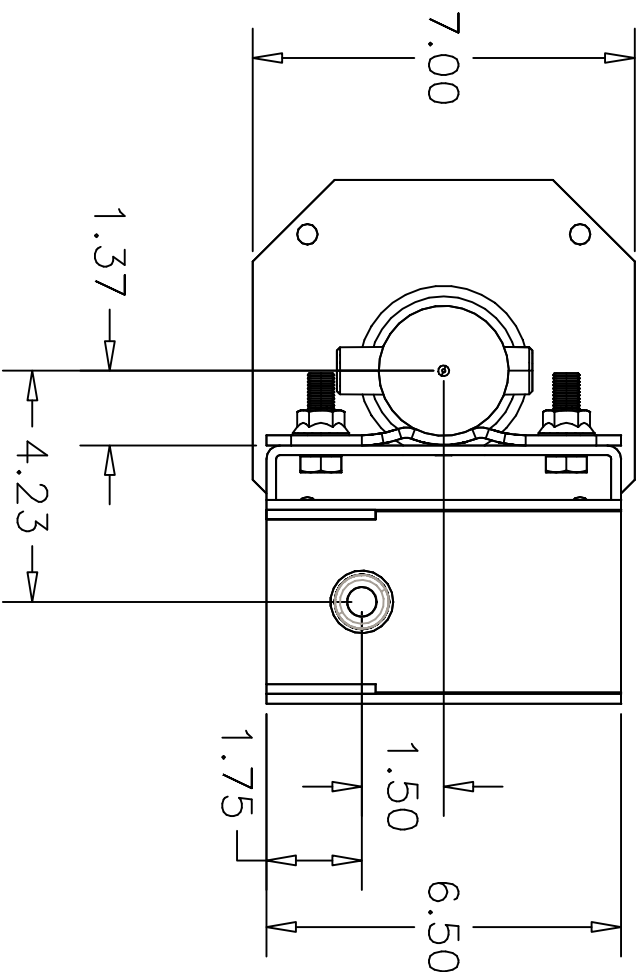
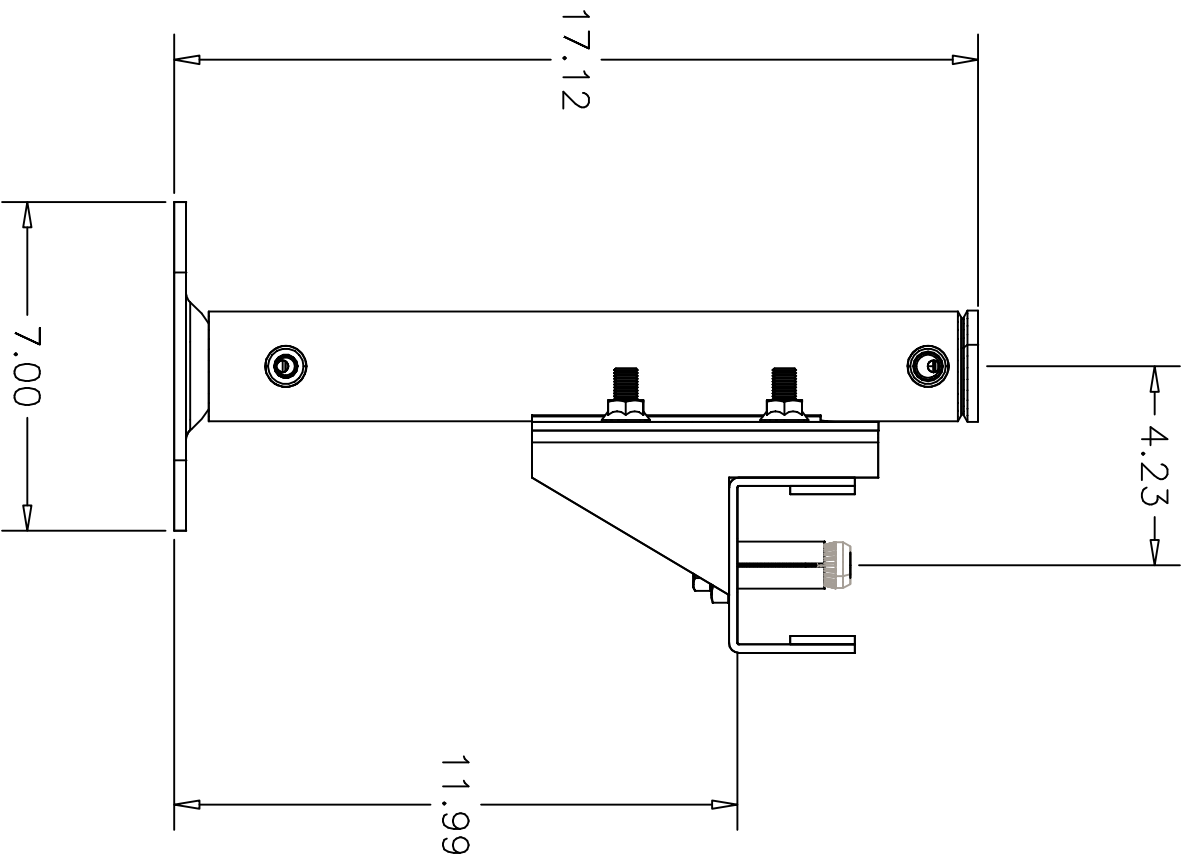
PART NAME:

SL 13 LP-2018 SPRINTER DS

PAGE: 2 OF 3

REV: P70202

NOTICE - This drawing, including principles of design, is the property of Doye Corporation, Elkhart, Indiana, with the agreement that it is not to be reproduced, copied, or loaned in any manner that may constitute a detriment directly or indirectly to Doye Corporation. Acceptance of this will be construed as an agreement of the above.



*Equalizer*

55169 COUNTRY ROAD 3  
ELKHART, IN 46515

#

REVISIONS

BY:

DATE:

UNLESS OTHERWISE  
SPECIFIED:

TOLERANCES:

.XXX ± 0.010

.XX ± 0.010

.X ± 0.030

ANG. ± 1/2°

REMOVE ALL BURRS AND  
SHARP EDGES .015 MAX

TITLE

SL 13 LEG ASSEMBLIES

USED ON:

RENEGADE

SIZE SCALE MATERIAL

A 1:1 AS

NOTED

DRW BY: DATE:

SU 1/22/19

AP'D BY DATE:

—

—

PART NAME:

SL 13 LP-2018 SPRINTER DS

PAGE:

3 OF 3

DWG NO.:

P70202

REV:

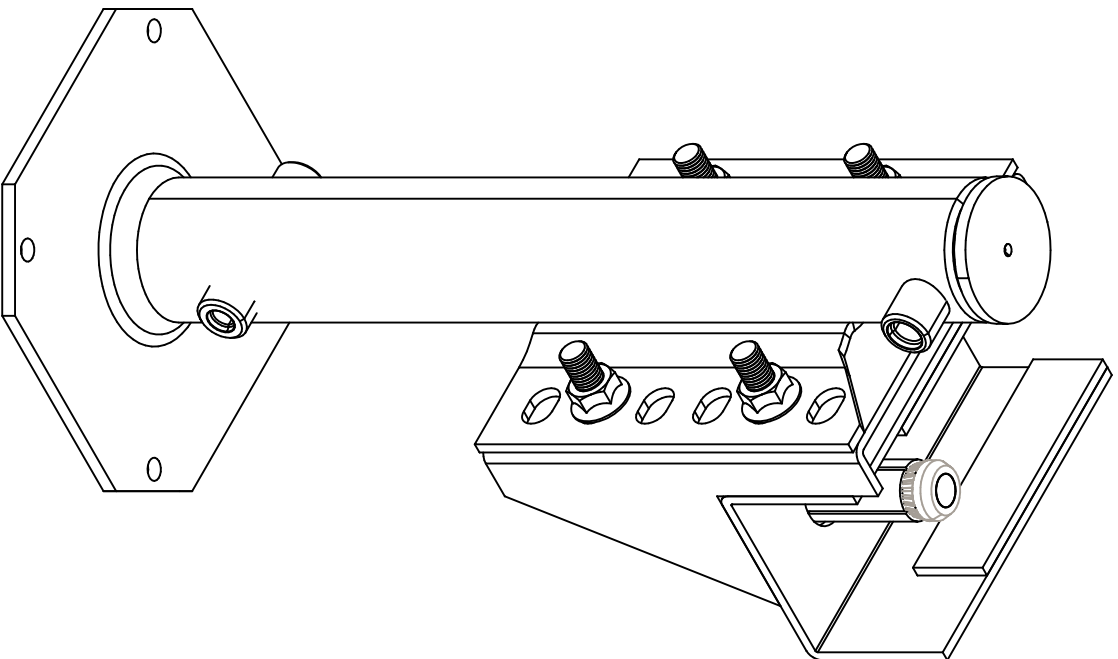
—

—

NOTICE - This drawing, including principles of design, is the property of Doy's Corporation, Elkhart, Indiana, with the agreement that it is not to be reproduced, copied, or loaned in any manner that may constitute a detriment directly or indirectly to Doy's Corporation. Acceptance of this will be construed as an agreement of the above.

70203 PARTS LIST

PART#	DESCRIPTION	QUAN
3116	NUT-1/2/13 FLANGE-SERR	4
3142A	CYLINDER-SL 2 X 13 LP	1
3202	FOOT-SL 7 X 7	1
3203	NUT-3/4-16 NYLOCK JAM	1
3724	BRACKET-PS FRONT JACK-2019 SPRINTER	1



Equalizer

55169 COUNTRY ROAD 3  
ELKHART, IN 46515

NOTICE - This drawing, including principles of design, is the property of Dows Corporation, Elkhart, Indiana, with the agreement that it is not to be reproduced, copied, or loaned in any manner that may constitute a detriment directly or indirectly to Dows Corporation. Acceptance of this will be construed as an agreement of the above.

#

REVISIONS

BY:

DATE:

UNLESS OTHERWISE SPECIFIED:  
TOLERANCES:  
.XXX ± 0.010  
.XX ± 0.010  
.X ± 0.030  
ANG. ± 1/2°  
REMOVE ALL BURRS AND SHARP EDGES .015 MAX

TITLE

SL 13 LEG ASSEMBLIES

USED ON:

SPRINTER CHASSIS

SIZE SCALE MATERIAL

A 1:1 AS

NOTED

DRW BY: DATE:

SU 1/22/19

APPD BY DATE:

-

PART NAME:

SL 13 LP-2019 SPRINTER PS

PAGE:

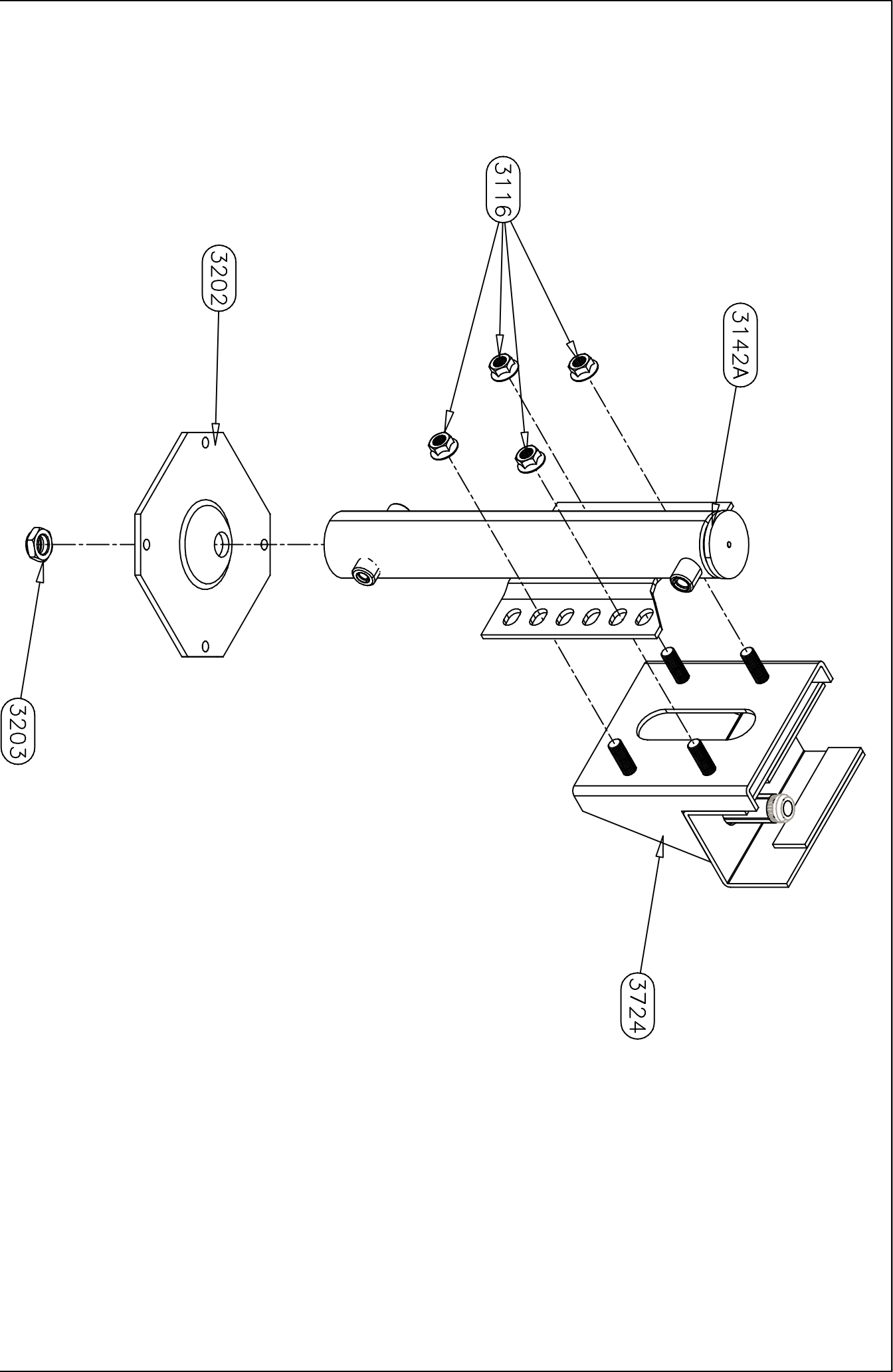
1 OF 3

DWG NO.:

P70203

REV:

-



*Equalizer*

55169 COUNTRY ROAD 3  
ELKHART, IN 46515

#

REVISIONS

BY:

DATE:

UNLESS OTHERWISE SPECIFIED:  
TOLERANCES:  
.XXX ± 0.010  
.XX ± 0.030  
.X ± 1/2"  
ANG. ± 1/2"  
REMOVE ALL BURRS AND SHARP EDGES .015 MAX

TITLE

SL 13 LEG ASSEMBLIES

USED ON:

SPRINTER CHASSIS

SIZE SCALE MATERIAL

A 1:1 A S

NOTED

DRW BY: DATE:

SU 1/22/19

PART NAME:

SL 13 LP-2019 SPRINTER PS

AP'D BY DATE:

—

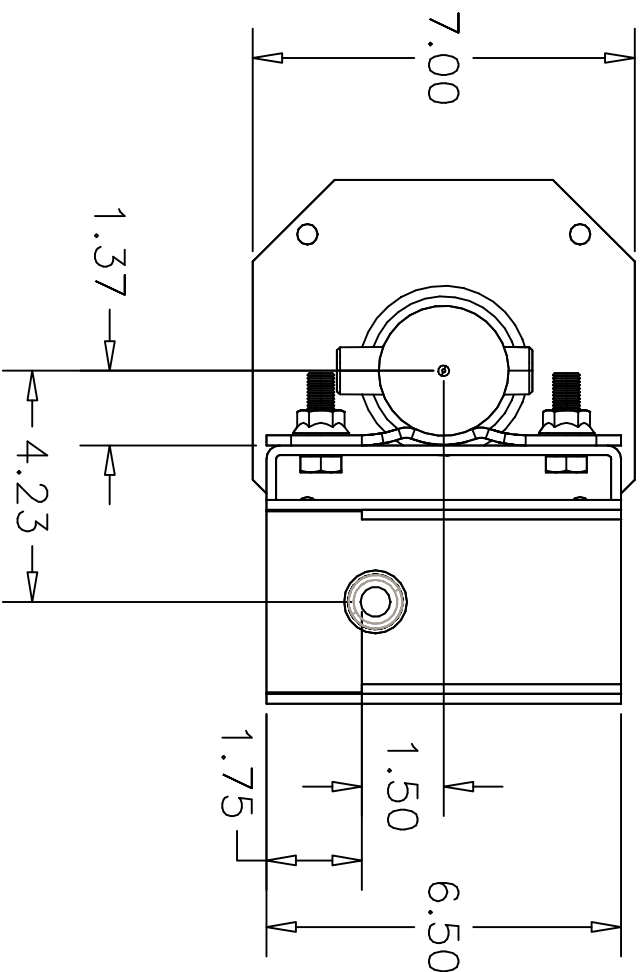
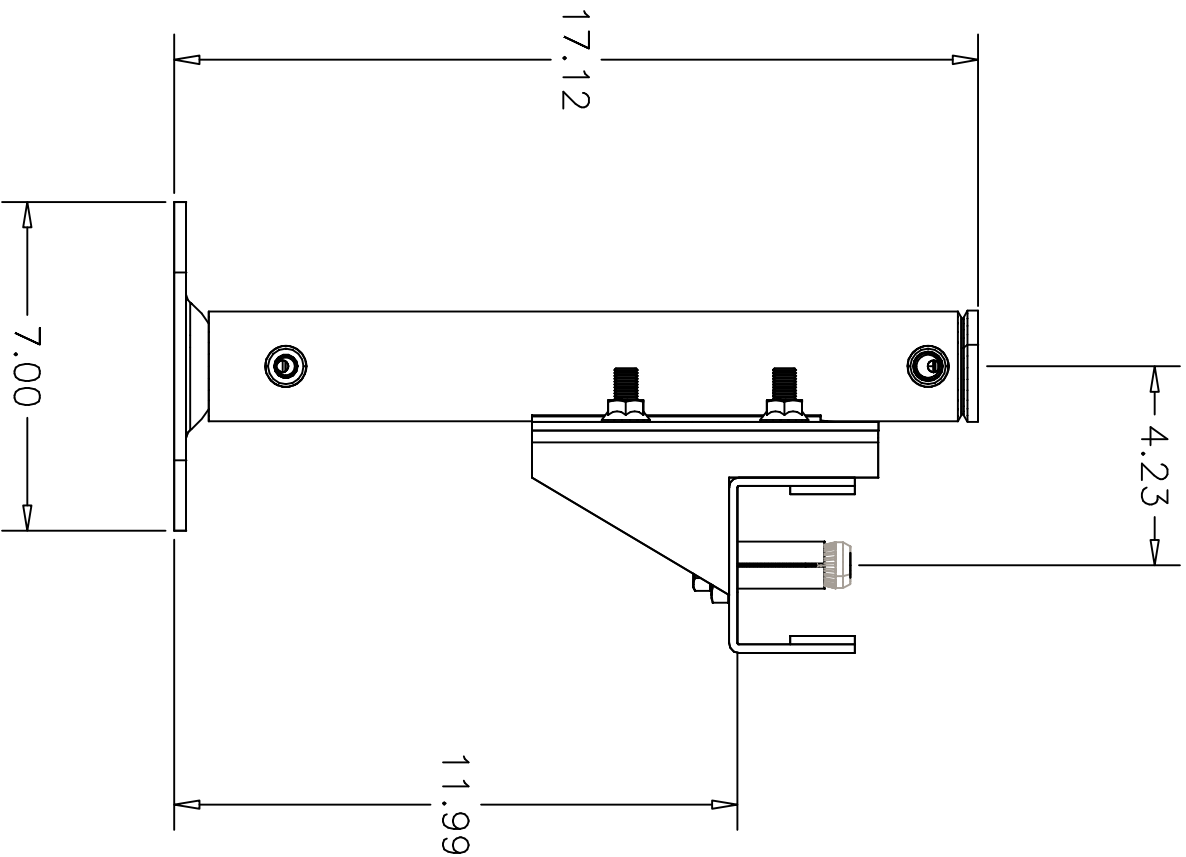
PAGE:

2 OF 3 P70203

REV:

—

NOTICE - This drawing, including principles of design, is the property of Dye Corporation, Elkhart, Indiana, with the agreement that it is not to be reproduced, copied, or loaned in any manner that may constitute a detriment directly or indirectly to Dye Corporation. Acceptance of this will be construed as an agreement of the above.

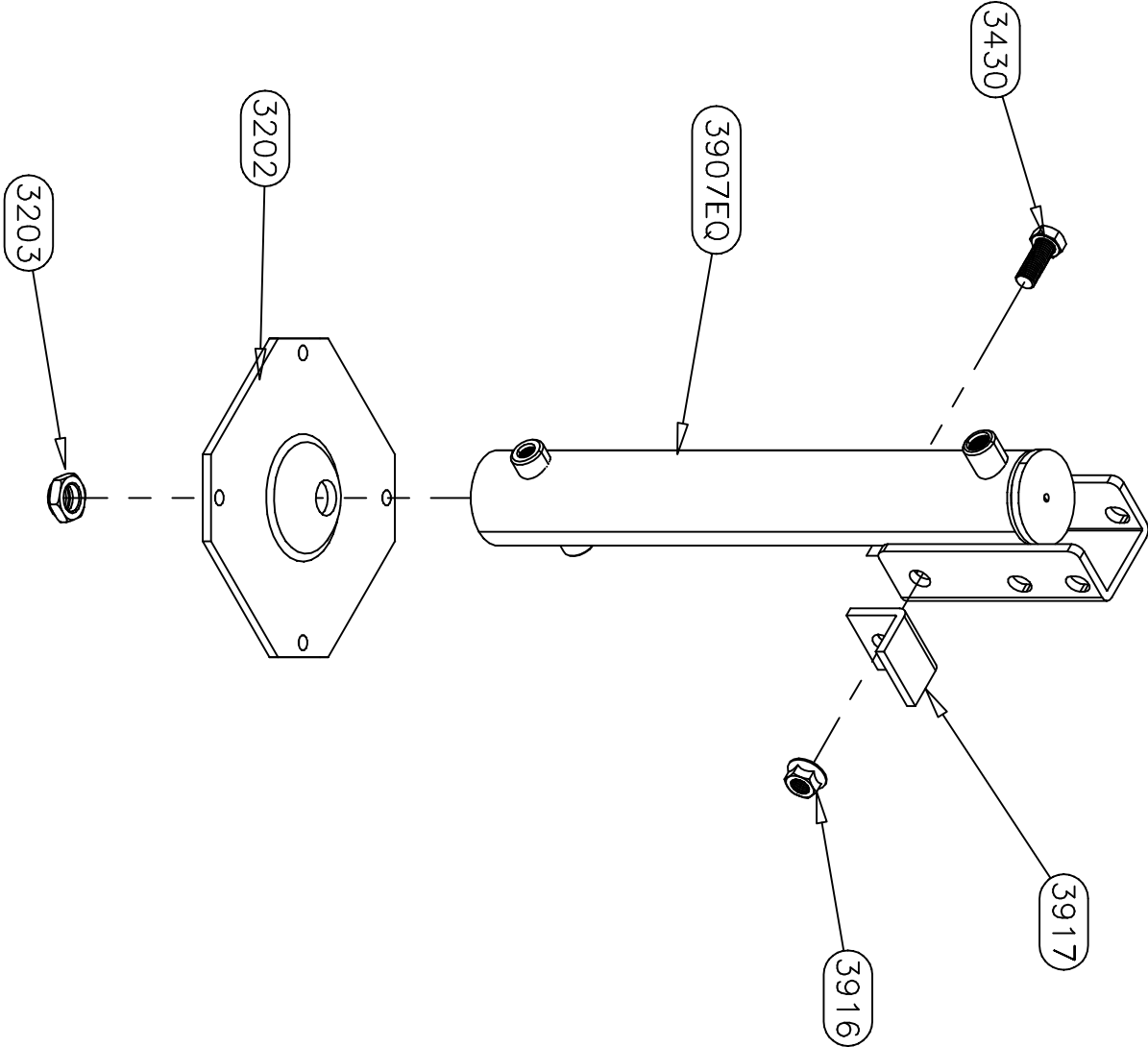


<i>Equalizer</i>		55169 COUNTY ROAD 3 ELKHART, IN 46515		#	REVISIONS	BY:	DATE:	UNLESS OTHERWISE SPECIFIED: TOLERANCES: XXX ± 0.010 XX ± 0.010 X ± 0.030 ANG. ± 1/32 REMOVE ALL BURS AND SHARP EDGES .015 MAX		TITLE SL 13 LEG ASSEMBLIES		USED ON: SPRINTER CHASSIS	
										SIZE SCALE MATERIAL A 1:1 A S		NOTED	
										DRW BY: DATE: SL 1/22/19		PART NAME: SL 13 LP-2019 SPRINTER PS	
										AP'D BY DATE:		PAGE: DWG NO.: 3 OF 3 P70203	
												REV:	

70269 PARTS LIST

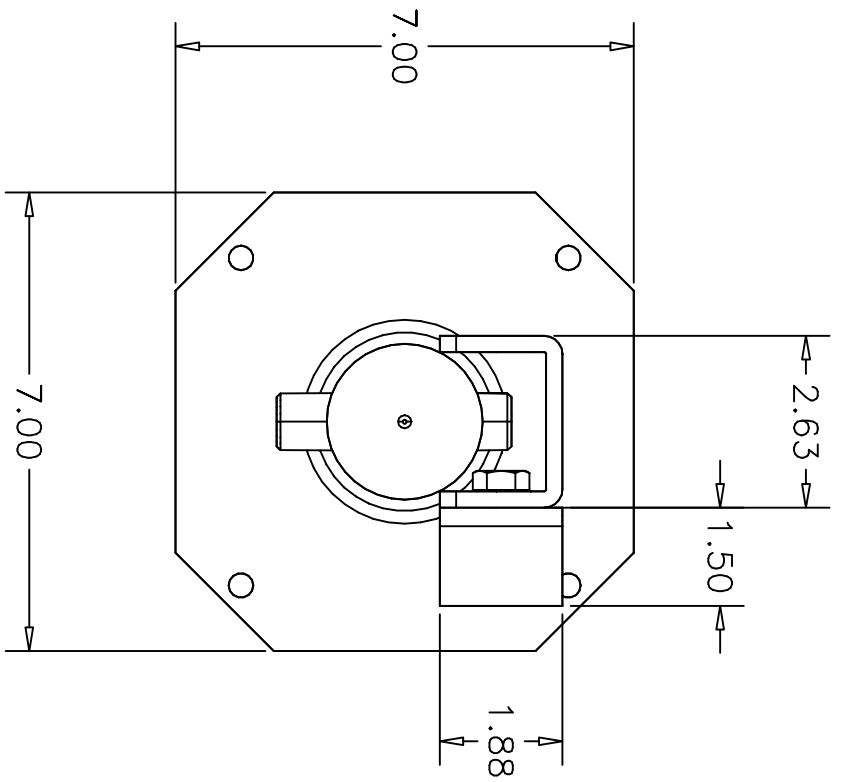
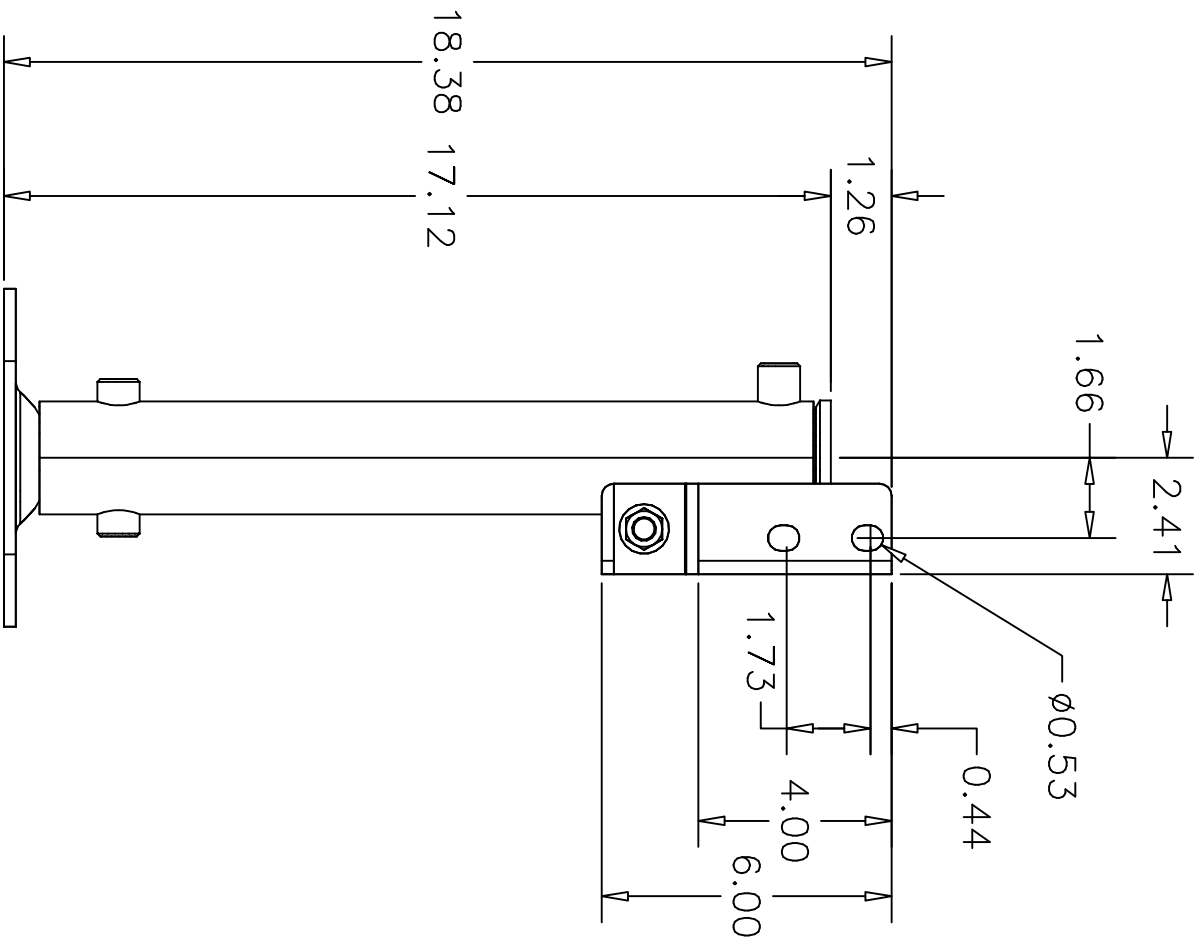
PART#	DESCRIPTION	QUAN
3202	FOOT-SL 7 X 7	1
3203	NUT-3/4-16 NYLOCK JAM	1
3430	BOLT-1/2-13 X 1 1/4 HHCS GR 5	1
3907EQ	CYLINDER-SL 2 X 13 SP-EQ	1
3916	NUT-1/2-13 SERR FLANGE-GR 8	1
3917	BRACKET-ANGLE 1.5 X 1.75	1

PARTS SHIPPING LOOSE		
PART#	DESCRIPTION	QUAN
3914	BOLT-1/2-13 X 7 1/2 HHCS GR 8	2
3915	WASHER-1/2 SAE GR 8	2
3916	NUT-1/2-13 SERR FLANGE-GR 8	2



<b>Equalizer</b>		55169 COUNTRY ROAD 3 ELKHART, IN 46515	
#	REVISIONS	BY:	DATE:
A	Changed 2498 bolt to 3430	SJ	4/14/21
UNLESS OTHERWISE SPECIFIED: TOLERANCES: .XXX ± 0.010 .XX ± 0.030 .X ANG. ± 1/2" REMOVE ALL BURRS AND SHARP EDGES .015 MAX			
TITLE SL 13 LEG ASSEMBLY		USED ON: SPRINTER CHASSIS	
SIZE SCALE MATERIAL A 1:1 AS		NOTED	
DRW BY: SU DATE: 2/14/20		PART NAME: SL 13 SP-DS ASSBLY	
AP'D BY: DATE:		PAGE: 1 OF 2 DWG NO.: 70269	
		REV: A	

NOTICE - This drawing, including principles of design, is the property of Doye Corporation, Elkhart, Indiana, with the agreement that it is not to be reproduced, copied, or loaned in any manner that may constitute a detriment directly or indirectly to Doye Corporation. Acceptance of this will be construed as an agreement of the above.

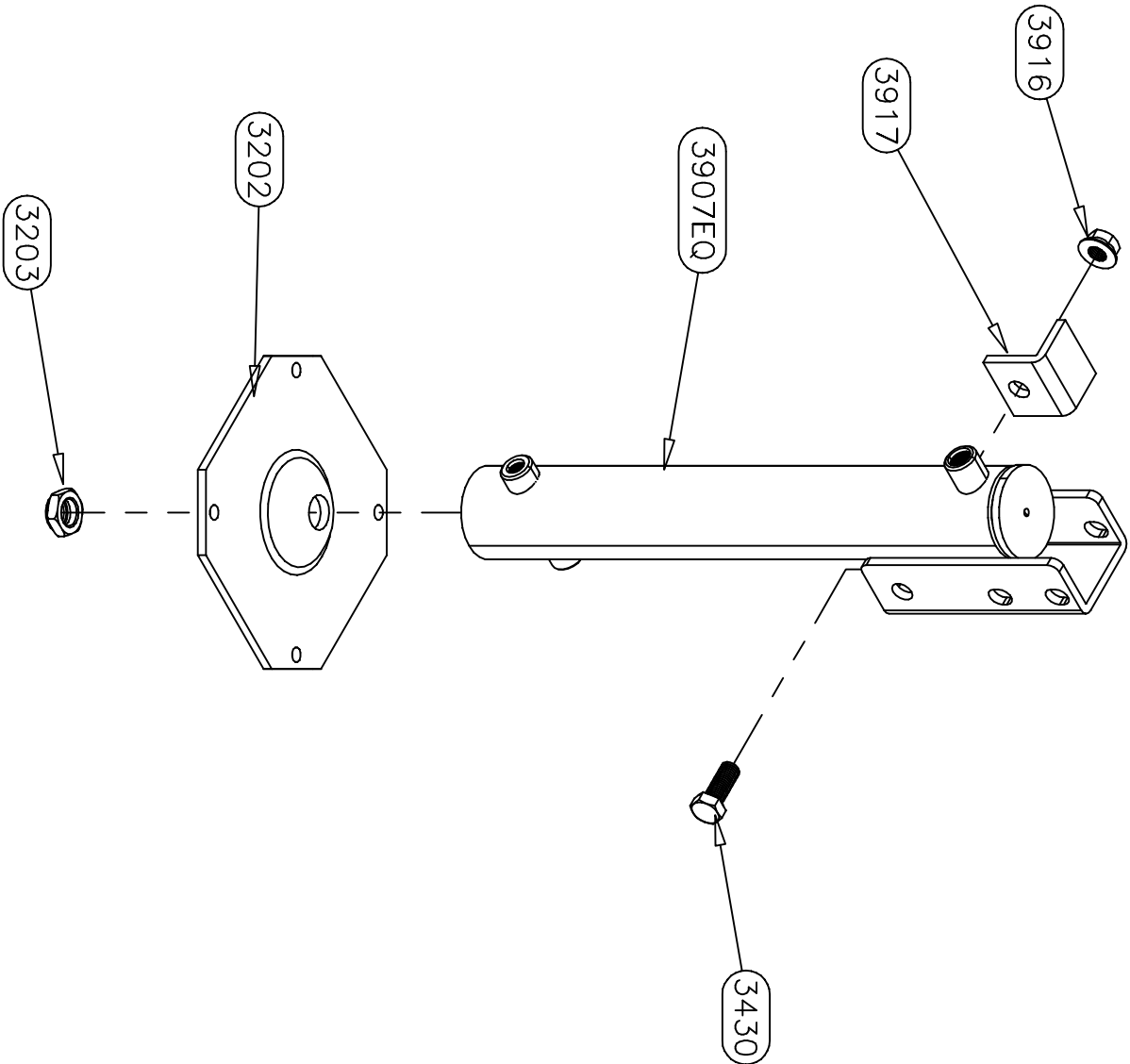


<i>Equalizer</i>		55169 COUNTRY ROAD 3 ELKHART, IN 46515		REVISIONS		UNLESS OTHERWISE SPECIFIED:		TITLE		USED ON:	
#		BY:		DATE:		TOLERANCES:		SL 13 LEG ASSEMBLY		SPRINTER CHASSIS	
A		SU		4/14/21		.XXX ± 0.010		SIZE SCALE MATERIAL		NOTED	
						.XX ± 0.010		A 1:1 AS			
						.X ± 0.030		DRW BY: DATE:		PART NAME:	
						ANG. ± 1/2°		SU 2/14/20		SL 13 SP-DS ASSBLY	
						REMOVE ALL BURRS AND SHARP EDGES .015 MAX		AP'D BY DATE:		PAGE: 2 OF 2	
										DWG NO.: 70269	
										REV: A	

NOTICE - This drawing, including principles of design, is the property of Doye Corporation, Elkhart, Indiana, with the agreement that it is not to be reproduced, copied, or loaned in any manner that may constitute a detriment directly or indirectly to Doye Corporation. Acceptance of this will be construed as an agreement of the above.

70270 PARTS LIST

PART#	DESCRIPTION	QUAN
3202	FOOT-SL 7 X 7	1
3203	NUT-3/4-16 NYLOCK JAM	1
3430	BOLT-1/2-13 X 1 1/4 HHCS GR 5	1
3907EQ	CYLINDER-SL 2 X 13 SP-EQ	1
3915	WASHER-1/2 SAE GR 8	1
3917	BRACKET-ANGLE 1.5 X 1.75	1
PARTS SHIPPING LOOSE		
PART#	DESCRIPTION	QUAN
3914	BOLT-1/2-13 X 7 1/2 HHCS GR 8	2
3915	WASHER-1/2 SAE GR 8	2
3916	NUT-1/2-13 SERR FLANGE-GR 8	2



Equalizer

55169 COUNTRY ROAD 3  
ELKHART, IN 46515

#

REVISIONS

BY:

DATE:

UNLESS OTHERWISE  
SPECIFIED:  
TOLERANCES:  
.XXX ± 0.010  
.XX ± 0.030  
.X ANG. ± 1/2°  
REMOVE ALL BURRS AND  
SHARP EDGES .015 MAX

TITLE  
SL 13 LEG ASSEMBLY

USED ON:  
SPRINTER CHASSIS

SIZE SCALE MATERIAL  
A 1:1 AS

NOTED

DRW BY: DATE: 2/14/20  
SU PART NAME: SL 13 SP-PS ASSBLY

NOTICE - This drawing, including principles of design, is the property of Doye Corporation, Elkhart, Indiana, with the agreement that it is not to be reproduced, copied, or loaned in any manner that may constitute a detriment directly or indirectly to Doye Corporation. Acceptance of this will be construed as an agreement of the above.

A

Changed 2498 bolt to 3430

SU

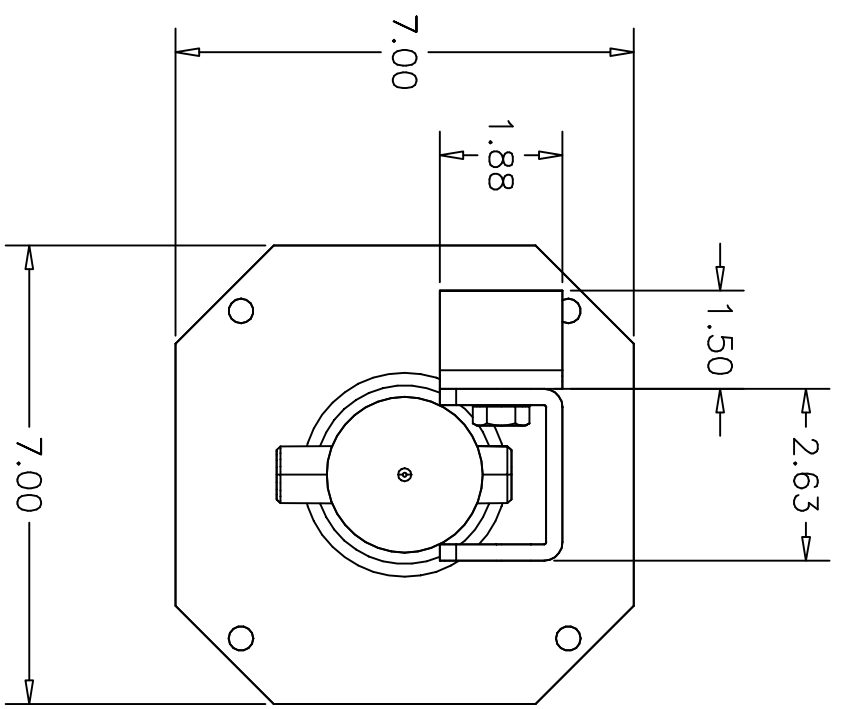
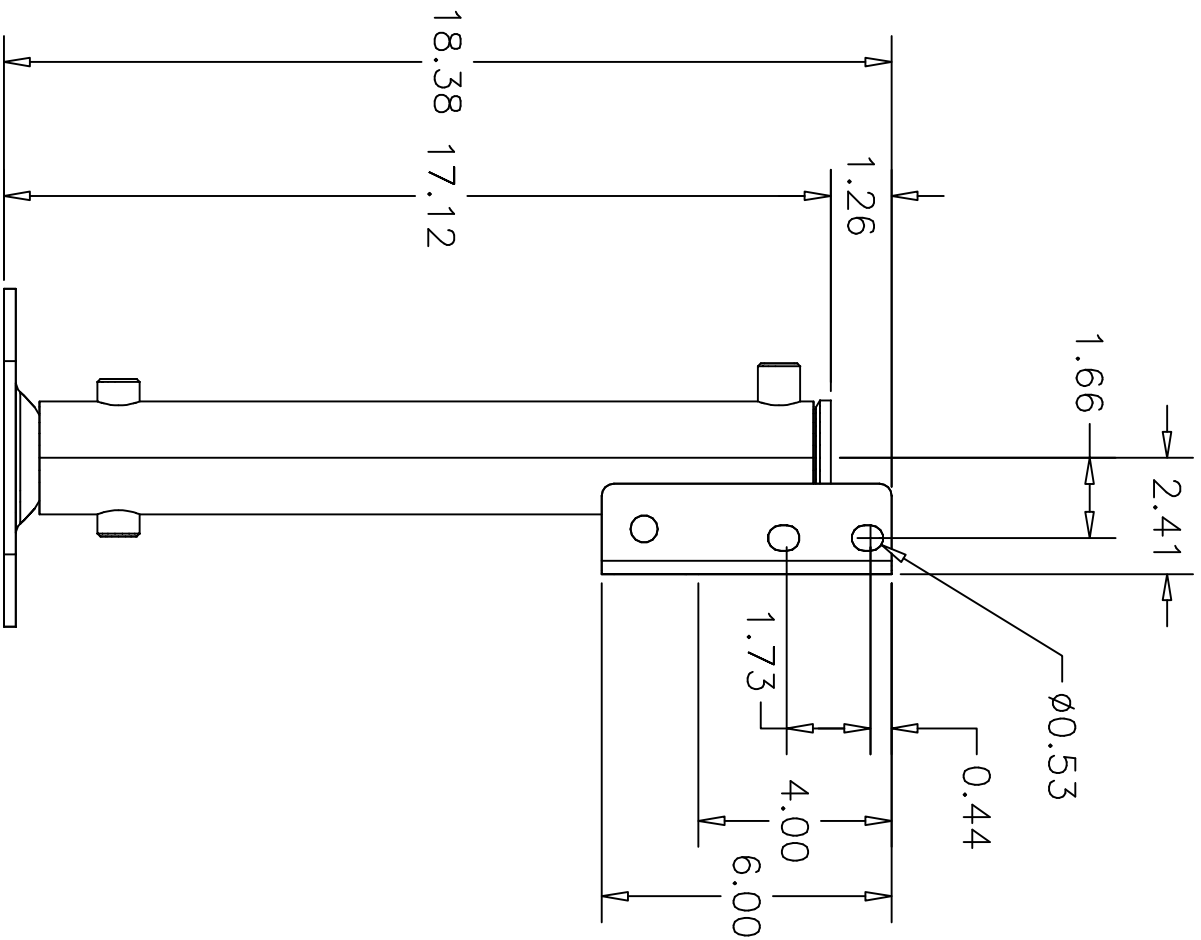
4/14/21

SHARP EDGES .015 MAX

APPD BY: DATE:

PAGE: 1 OF 2 DWG NO.: 70270 REV: A



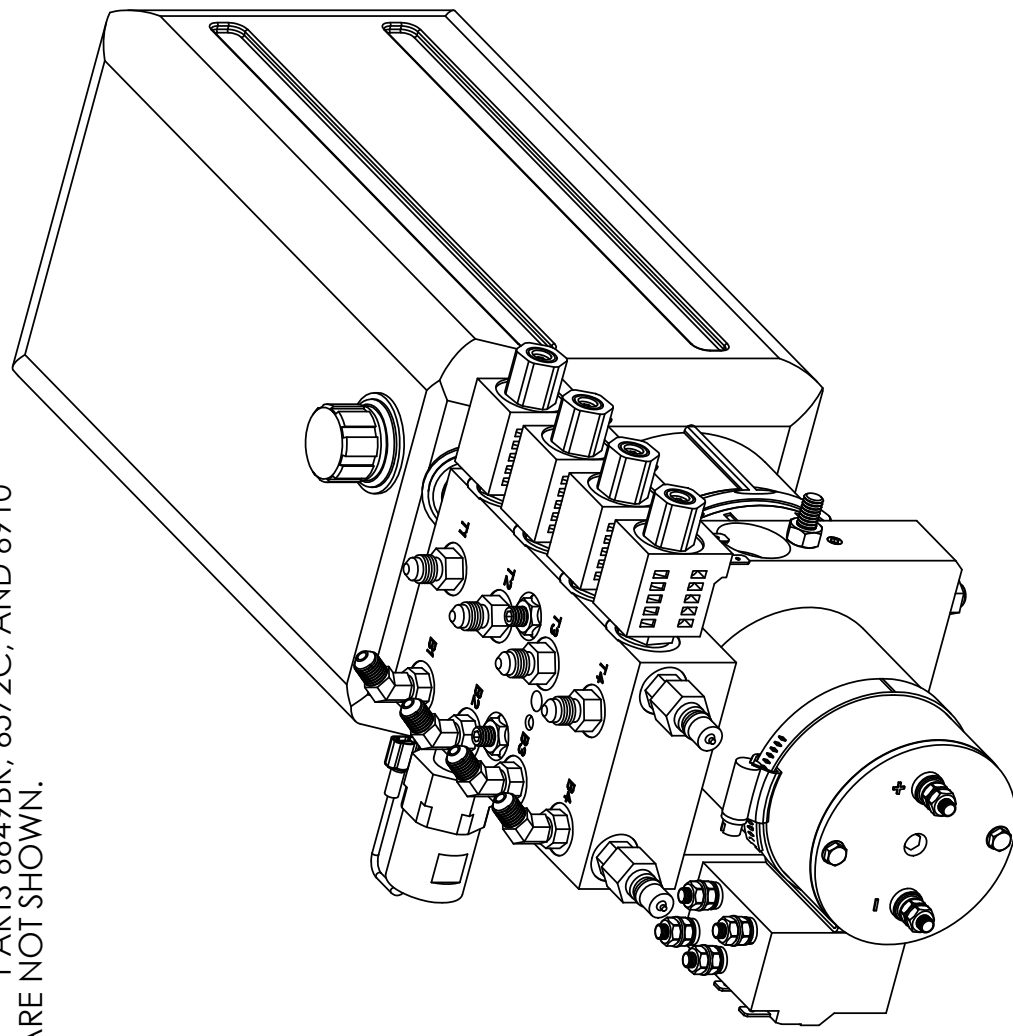


<i>Equalizer</i>		55169 COUNTRY ROAD 3 ELKHART, IN 46515		REVISIONS		UNLESS OTHERWISE SPECIFIED:		TITLE		USED ON:	
#		BY:		DATE:		TOLERANCES:		SL 13 LEG ASSEMBLY		SPRINTER CHASSIS	
A		SU		4/14/21		.XXX ± 0.010		SIZE SCALE MATERIAL		NOTED	
						.XX ± 0.010		A 1:1 AS			
						.X ± 0.030		DRW BY: DATE:		PART NAME:	
						ANG. ± 1/2°		SU 2/14/20		SL 13 SP-PS ASSEMBLY	
						REMOVE ALL BURRS AND SHARP EDGES .015 MAX		AP'D BY DATE:		PAGE: 2 OF 2	
										DWG NO.: 70270	
										REV: A	

NOTICE - This drawing, including principles of design, is the property of Doye Corporation, Elkhart, Indiana, with the agreement that it is not to be reproduced, copied, or loaned in any manner that may constitute a detriment directly or indirectly to Doye Corporation. Acceptance of this will be construed as an agreement of the above.

DRAWING NUMBER	PART NAME	QTY.
1122	FITTING- #4 OR MALE X #4 JIC	4
1187	SCREW-3/8-16 X 1 1/4 CUP PT SSS	2
1278	NUT-3/8 FLANGE	2
1724	FITTING-#4 JIC X #4 O-RING X 45	4
1735	FITTING-DF04-1/4 DIAG. TIP	2
1900DD	NUT-5/16"-18 FLANGE LOCK	2
1988	SCREW-5/16-18 X 2 3/4 SSS CUP POINT	2
2042	NUT-5/16-18 HEX ZINC	1
2047	SWITCH-PRESSURE SWITCH 1200 PSI- use 2047K	1
2128	PLUG-#4 SOCKET HEAD ORING	2
2417	PLUG-#8 SOCKET HEAD O-RING	1
2542KS	PUMP-BIROT 8 QT-KS	1
2723	MANIFOLD-BIROT 4 FUNC COMPACT-MODEL ONLY	1
3073	VALVE-DELTROL	4
3074	COIL-DELTROL	4
6649BR	HARNESS, 5 FUNC PUMP GROUND LEAD BIROT	1
6572C	HARNES-10" POWER & GROUND FEED CONTACTOR	1
6910	HARNESS, 4 FUNC BIROT 3IN/CONTACTOR	1
2542K	RESERVOIR KIT-2542KS	1
2994	CONTACTOR-REVERSING	1
3330	CAP-FILL-3195KS-3200KS-3201KS	1
3713	MOTOR-2542KS	1

NOTE:  
PARTS 2542K, 2994, 3330, & 3713  
ARE INCLUDED IN PART 2542KS AS AN  
ASSEMBLY.  
PARTS 6649BR, 6572C, AND 6910  
ARE NOT SHOWN.

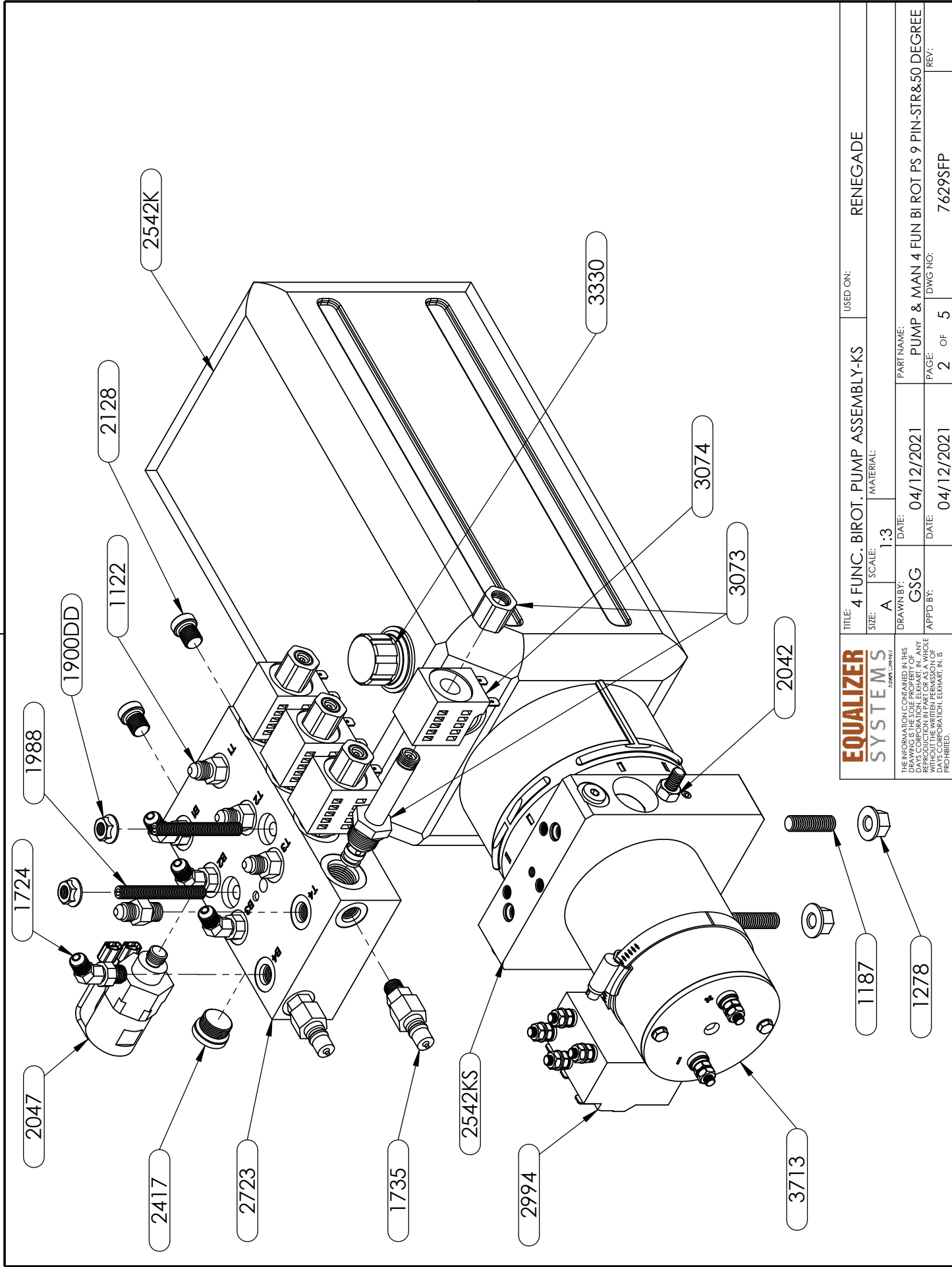


Warranty authorization must come directly  
from Equalizer Systems. (800) 846-9659.

REV.	REVISIONS	DATE:	BY:
TITLE: 4 FUNC. BIROT. PUMP ASSEMBLY-KS SIZE: A SCALE: 1:3 MATERIAL: RENEGADE DRAWN BY: GSG DATE: 04/12/2021 PART NAME: PUMP & MAN 4 FUN BI ROT PS 9 PIN-STR&50 DEGREE APPD BY: DATE: 04/12/2021 PAGE: 1 OF 5 DWG NO: 7629SFP REV:			

1

2



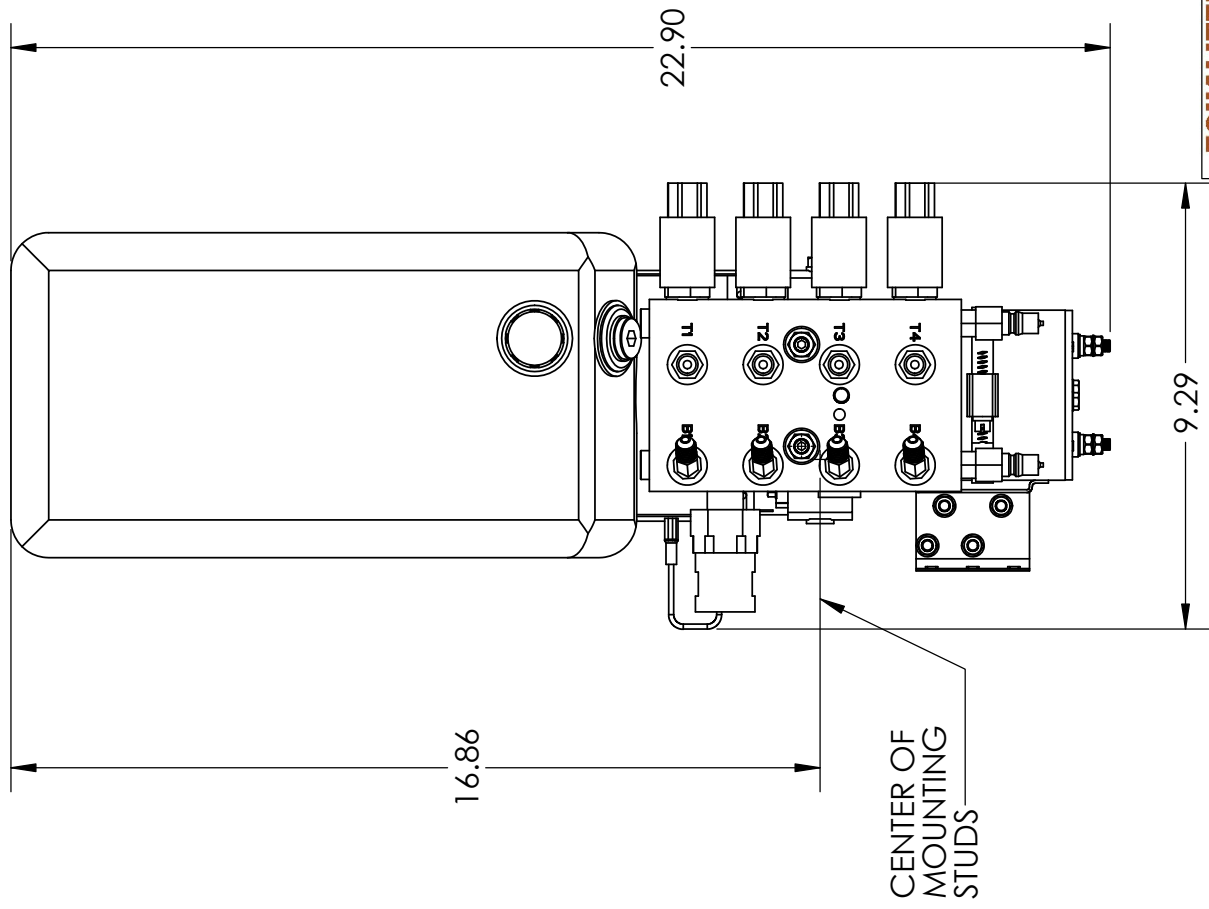
TITLE: 4 FUNC. BIROT. PUMP ASSEMBLY-KS		USED ON: RENEGADE	
SIZE: A	SCALE: 1:3	MATERIAL:	
DRAWN BY: GSG	DATE: 04/12/2021	PART NAME: PUMP & MAN 4 FUN BI ROT PS 9 PIN-STR&50 DEGREE	
APPD BY:	DATE: 04/12/2021	PAGE: 2	OF 5
		DWG NO: 7629SFP	REV:

**EQUALIZER**  
SYSTEMS

THE INFORMATION CONTAINED IN THIS DRAWING IS THE PROPERTY OF EQUALIZER SYSTEMS, INC. AND IS NOT TO BE REPRODUCED IN PART OR AS A WHOLE WITHOUT THE WRITTEN PERMISSION OF EQUALIZER SYSTEMS, INC. ANY VIOLATION OF THIS NOTICE IS PROHIBITED.

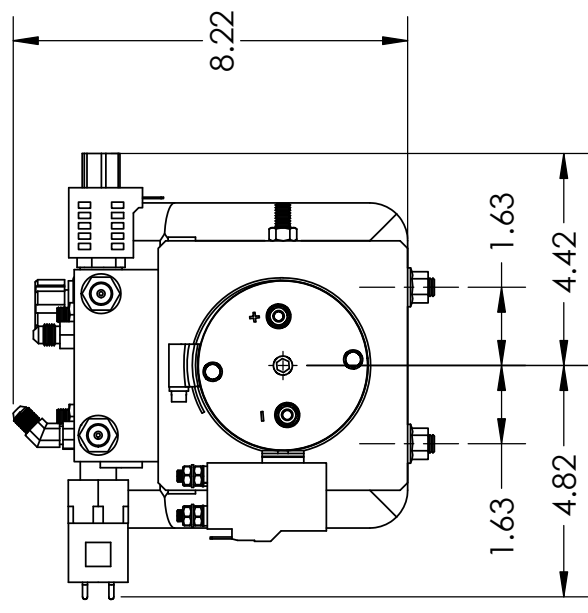
1

2



B

A



B

A

<b>EQUALIZER</b> SYSTEMS <small>an equalizer systems company</small>	TITLE: 4 FUNC. BIROT. PUMP ASSEMBLY-KS		USED ON: RENEGADE	
	SIZE: A	SCALE: 1:4	MATERIAL:	
	DRAWN BY: GSG	DATE: 04/12/2021	PART NAME: PUMP & MAN 4 FUN BI ROT PS 9 PIN-STR&50 DEGREE	
	APPD BY:	DATE: 04/12/2021	PAGE: 3	REV: 7629SFP
THE INFORMATION CONTAINED IN THIS DRAWING IS THE PROPERTY OF EQUALIZER SYSTEMS. IT IS TO BE USED FOR THE PROJECT AND SITE SPECIFICALLY IDENTIFIED HEREON. NO REPRODUCTION IN PART OR AS A WHOLE WITHOUT THE WRITTEN PERMISSION OF EQUALIZER SYSTEMS. ANY REPRODUCTION WITHOUT THE WRITTEN PERMISSION OF EQUALIZER SYSTEMS IS PROHIBITED.				

HYDRAULIC HOSE CONNECTIONS  
7629SFP PUMP

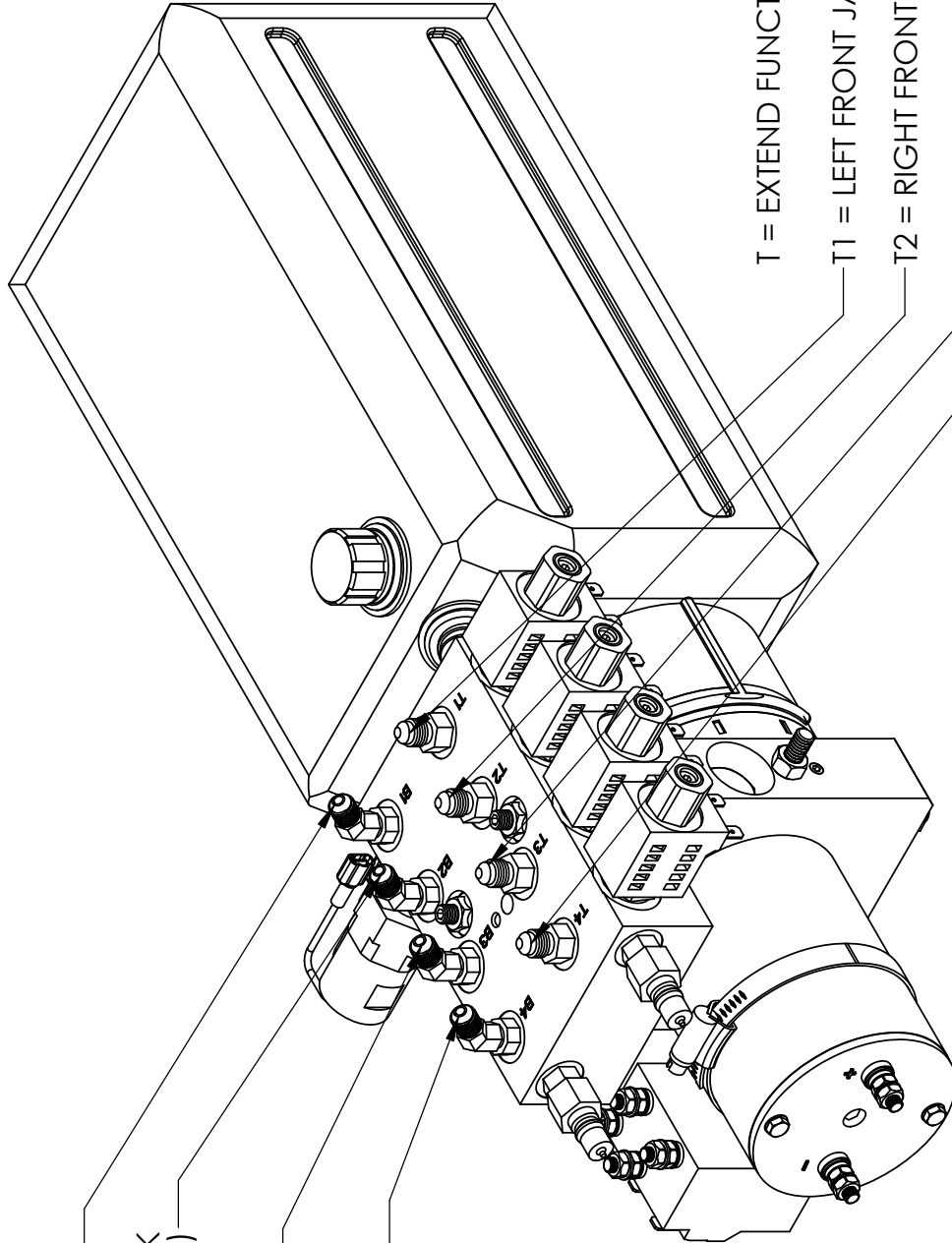
B = RETRACT FUNCTION

B1 = LEFT FRONT JACK  
(BROWN/BLACK)

B2 = RIGHT FRONT JACK  
(WHITE/BLACK)

B3 = LEFT REAR JACK  
(ORANGE/BLACK)

B4 = RIGHT REAR JACK  
(YELLOW/BLACK)



T = EXTEND FUNCTION

T1 = LEFT FRONT JACK (BROWN)

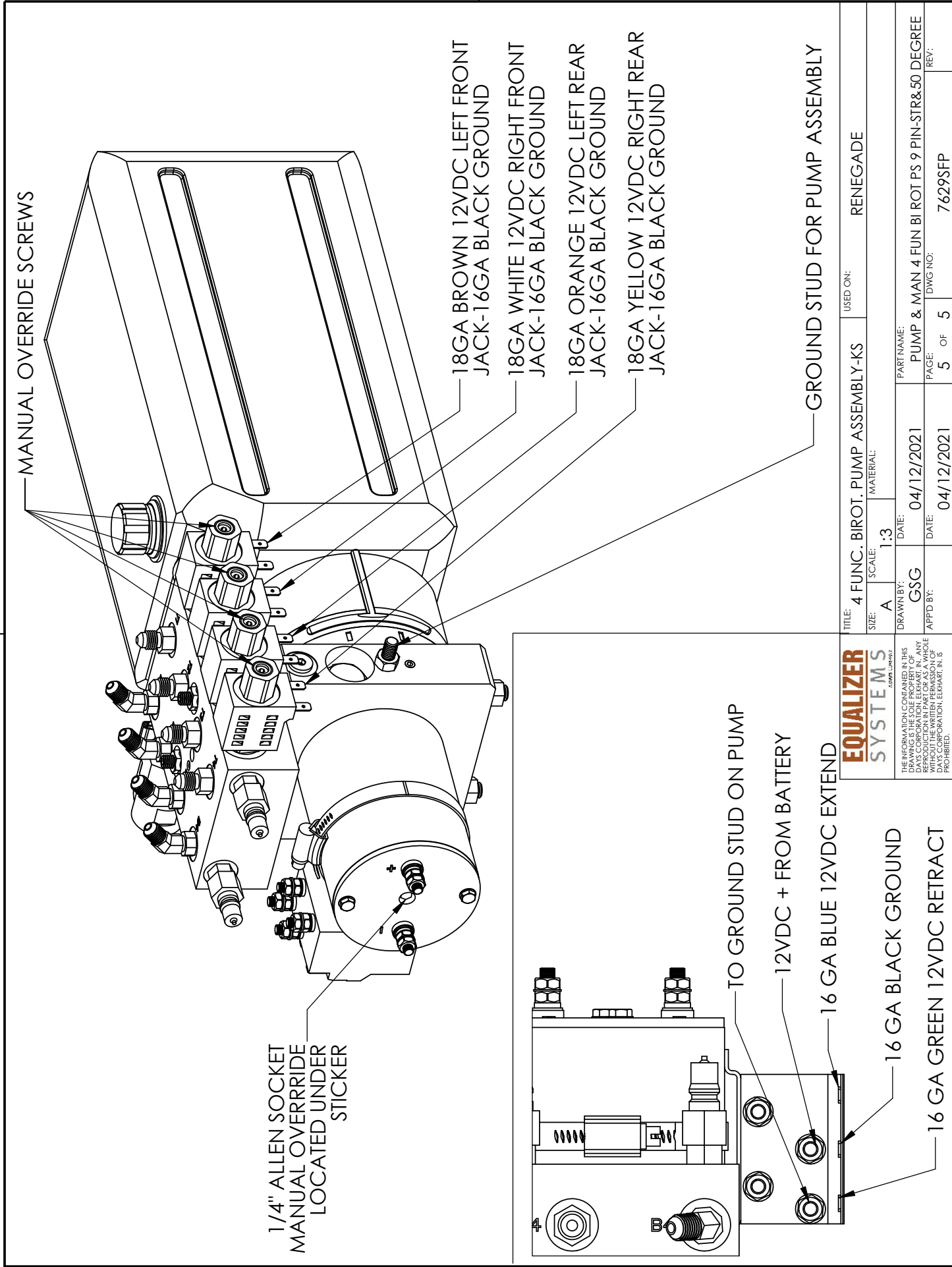
T2 = RIGHT FRONT JACK (WHITE)

T3 = LEFT REAR JACK (ORANGE)

T4 = RIGHT REAR JACK (YELLOW)

<b>EQUALIZER</b> SYSTEMS	TITLE: 4 FUNC. BIROT. PUMP ASSEMBLY-KS		USED ON: RENEGADE	
	SIZE: A	SCALE: 1:3	MATERIAL:	
	DRAWN BY: GSG	DATE: 04/12/2021	PART NAME: PUMP & MAN 4 FUN BI ROT PS 9 PIN-STR&50 DEGREE	
	APPD BY:	DATE: 04/12/2021	PAGE: 4 OF 5	REV: 7629SFP

THE INFORMATION CONTAINED IN THIS DRAWING IS THE PROPERTY OF EQUALIZER SYSTEMS, INC. ANY REPRODUCTION IN PART OR AS A WHOLE WITHOUT THE WRITTEN PERMISSION OF EQUALIZER SYSTEMS, INC. IS PROHIBITED.



B

A

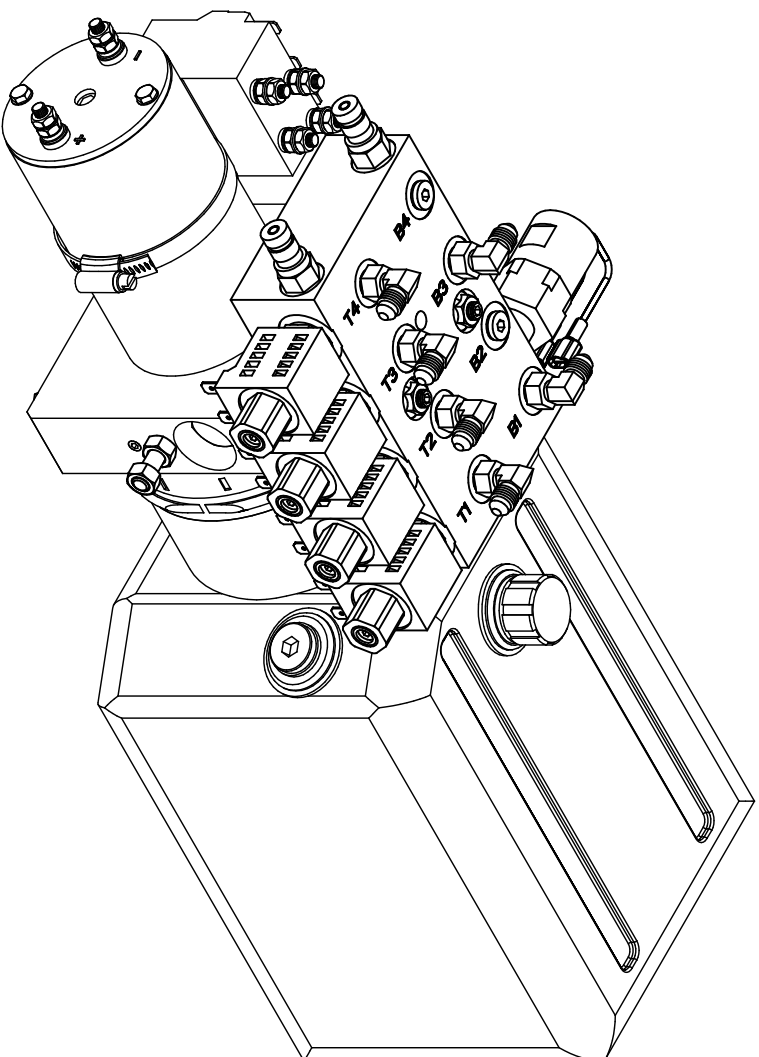
B

A

TITLE: 4 FUNC. BIROT. PUMP ASSEMBLY-KS		USED ON: RENEGADE	
SIZE: A	SCALE: 1:3	MATERIAL:	
DRAWN BY: GSG	DATE: 04/12/2021	PART NAME: PUMP & MAN 4 FUN BI ROT PS 9 PIN-STR&50 DEGREE	
APPD BY:	DATE: 04/12/2021	PAGE: 5	REV: 7629SFP
DWG NO: 7629SFP		REV:	

[illegible]

PARTS 2994, 3329K, 3330, & 3332 ARE INCLUDED IN PART 3195KS AS AN ASSEMBLY. THESE NUMBERS WOULD BE USED TO ORDER REPLACEMENT PARTS.  
HARNESSES 6572C, 6649BR, AND 6910 ARE NOT SHOWN.



## Equalizer

#

BY:

TITLE
-------

USED ON:  
RENEGADE

1	2	3	4	5	6	7	8	9	10	11	12	13	14	15	16	17	18	19	20	21	22	23	24	25	26	27	28	29	30	31	32	33	34	35	36	37	38	39	40	41	42	43	44	45	46	47	48	49	50	51	52	53	54	55	56	57	58	59	60	61	62	63	64	65	66	67	68	69	70	71	72	73	74	75	76	77	78	79	80	81	82	83	84	85	86	87	88	89	90	91	92	93	94	95	96	97	98	99	100	101	102	103	104	105	106	107	108	109	110	111	112	113	114	115	116	117	118	119	120	121	122	123	124	125	126	127	128	129	130	131	132	133	134	135	136	137	138	139	140	141	142	143	144	145	146	147	148	149	150	151	152	153	154	155	156	157	158	159	160	161	162	163	164	165	166	167	168	169	170	171	172	173	174	175	176	177	178	179	180	181	182	183	184	185	186	187	188	189	190	191	192	193	194	195	196	197	198	199	200	201	202	203	204	205	206	207	208	209	210	211	212	213	214	215	216	217	218	219	220	221	222	223	224	225	226	227	228	229	230	231	232	233	234	235	236	237	238	239	240	241	242	243	244	245	246	247	248	249	250	251	252	253	254	255	256	257	258	259	260	261	262	263	264	265	266	267	268	269	270	271	272	273	274	275	276	277	278	279	280	281	282	283	284	285	286	287	288	289	290	291	292	293	294	295	296	297	298	299	300	301	302	303	304	305	306	307	308	309	310	311	312	313	314	315	316	317	318	319	320	321	322	323	324	325	326	327	328	329	330	331	332	333	334	335	336	337	338	339	340	341	342	343	344	345	346	347	348	349	350	351	352	353	354	355	356	357	358	359	360	361	362	363	364	365	366	367	368	369	370	371	372	373	374	375	376	377	378	379	380	381	382	383	384	385	386	387	388	389	390	391	392	393	394	395	396	397	398	399	400	401	402	403	404	405	406	407	408	409	410	411	412	413	414	415	416	417	418	419	420	421	422	423	424	425	426	427	428	429	430	431	432	433	434	435	436	437	438	439	440	441	442	443	444	445	446	447	448	449	450	451	452	453	454	455	456	457	458	459	460	461	462	463	464	465	466
---	---	---	---	---	---	---	---	---	----	----	----	----	----	----	----	----	----	----	----	----	----	----	----	----	----	----	----	----	----	----	----	----	----	----	----	----	----	----	----	----	----	----	----	----	----	----	----	----	----	----	----	----	----	----	----	----	----	----	----	----	----	----	----	----	----	----	----	----	----	----	----	----	----	----	----	----	----	----	----	----	----	----	----	----	----	----	----	----	----	----	----	----	----	----	----	----	----	----	-----	-----	-----	-----	-----	-----	-----	-----	-----	-----	-----	-----	-----	-----	-----	-----	-----	-----	-----	-----	-----	-----	-----	-----	-----	-----	-----	-----	-----	-----	-----	-----	-----	-----	-----	-----	-----	-----	-----	-----	-----	-----	-----	-----	-----	-----	-----	-----	-----	-----	-----	-----	-----	-----	-----	-----	-----	-----	-----	-----	-----	-----	-----	-----	-----	-----	-----	-----	-----	-----	-----	-----	-----	-----	-----	-----	-----	-----	-----	-----	-----	-----	-----	-----	-----	-----	-----	-----	-----	-----	-----	-----	-----	-----	-----	-----	-----	-----	-----	-----	-----	-----	-----	-----	-----	-----	-----	-----	-----	-----	-----	-----	-----	-----	-----	-----	-----	-----	-----	-----	-----	-----	-----	-----	-----	-----	-----	-----	-----	-----	-----	-----	-----	-----	-----	-----	-----	-----	-----	-----	-----	-----	-----	-----	-----	-----	-----	-----	-----	-----	-----	-----	-----	-----	-----	-----	-----	-----	-----	-----	-----	-----	-----	-----	-----	-----	-----	-----	-----	-----	-----	-----	-----	-----	-----	-----	-----	-----	-----	-----	-----	-----	-----	-----	-----	-----	-----	-----	-----	-----	-----	-----	-----	-----	-----	-----	-----	-----	-----	-----	-----	-----	-----	-----	-----	-----	-----	-----	-----	-----	-----	-----	-----	-----	-----	-----	-----	-----	-----	-----	-----	-----	-----	-----	-----	-----	-----	-----	-----	-----	-----	-----	-----	-----	-----	-----	-----	-----	-----	-----	-----	-----	-----	-----	-----	-----	-----	-----	-----	-----	-----	-----	-----	-----	-----	-----	-----	-----	-----	-----	-----	-----	-----	-----	-----	-----	-----	-----	-----	-----	-----	-----	-----	-----	-----	-----	-----	-----	-----	-----	-----	-----	-----	-----	-----	-----	-----	-----	-----	-----	-----	-----	-----	-----	-----	-----	-----	-----	-----	-----	-----	-----	-----	-----	-----	-----	-----	-----	-----	-----	-----	-----	-----	-----	-----	-----	-----	-----	-----	-----	-----	-----	-----	-----	-----	-----	-----	-----	-----	-----	-----	-----	-----	-----	-----	-----	-----	-----	-----	-----	-----	-----	-----	-----	-----	-----	-----	-----	-----	-----	-----	-----	-----	-----	-----	-----	-----	-----	-----	-----	-----	-----	-----	-----	-----	-----	-----

— — —

PART NAME:

# PUMP & MAN 4 FUNC

PAGE:	DWG NO.:
-------	----------

1 OF 3	P7948K
--------	--------

SHARP EDGES .015 MAX

---

1	2	3	4	5	6	7	8	9	10	11	12	13	14	15	16	17	18	19	20	21	22	23	24	25	26	27	28	29	30	31	32	33	34	35	36	37	38	39	40	41	42	43	44	45	46	47	48	49	50	51	52	53	54	55	56	57	58	59	60	61	62	63	64	65	66	67	68	69	70	71	72	73	74	75	76	77	78	79	80	81	82	83	84	85	86	87	88	89	90	91	92	93	94	95	96	97	98	99	100
---	---	---	---	---	---	---	---	---	----	----	----	----	----	----	----	----	----	----	----	----	----	----	----	----	----	----	----	----	----	----	----	----	----	----	----	----	----	----	----	----	----	----	----	----	----	----	----	----	----	----	----	----	----	----	----	----	----	----	----	----	----	----	----	----	----	----	----	----	----	----	----	----	----	----	----	----	----	----	----	----	----	----	----	----	----	----	----	----	----	----	----	----	----	----	----	----	----	----	-----

1 OF 3 | P7948K

---

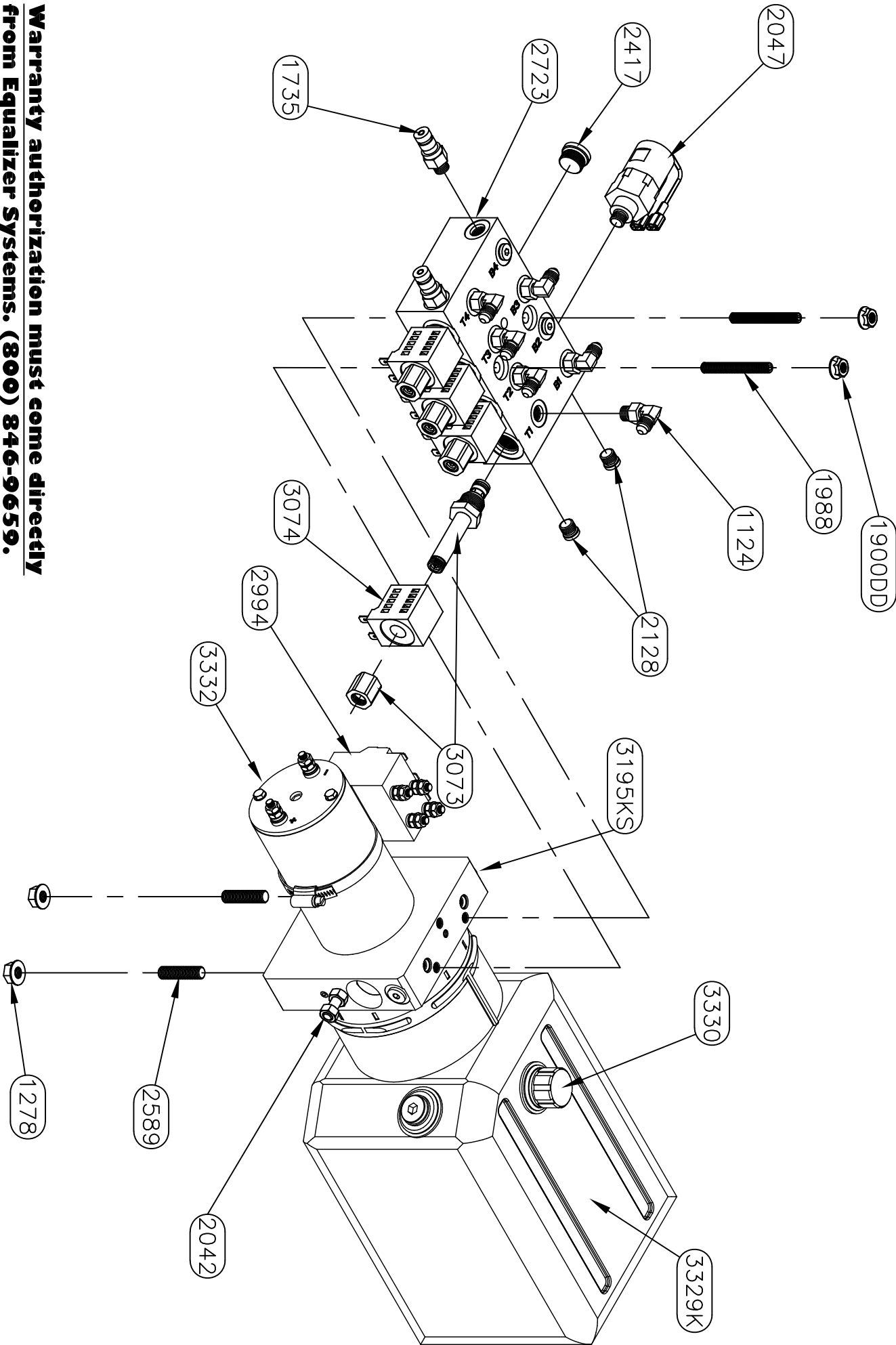
NOTICE – This drawing, including principles of design, is the property of Days Corporation, Elkhart, Indiana, with the agreement that it is not to be reproduced, copied, or loaned in any manner that may constitute a detriment directly or indirectly to Days Corporation. Acceptance of this will be construed as an agreement of the above.

**Warranty authorization must come directly from Equalizer Systems. (800) 846-9659.**

*Equalizer*

55169 COUNTY ROAD 3  
ELKHART, IN 46515

NOTICE - This drawing, including principles of design, is the property of Doy's Corporation, Elkhart, Indiana, with the agreement that it is not to be reproduced, copied, or loaned in any manner that may constitute a detriment directly or indirectly to Doy's Corporation. Acceptance of this will be construed as an agreement of the above.



#

REVISIONS

BY:

DATE:

UNLESS OTHERWISE SPECIFIED:

TITLE

4 FUNCTION PUMP

USED ON:

RENEGADE

REV:

SIZE SCALE MATERIAL

A 1:1

DRW BY: DATE: 7/7/22

SJ

APPD BY DATE:

2 OF 3 P7948KS

PART NAME:

PUMP & MAN 4 FUNC BIROT-KS

PAGE: DWG NO.:

2 OF 3 P7948KS

REV:

---



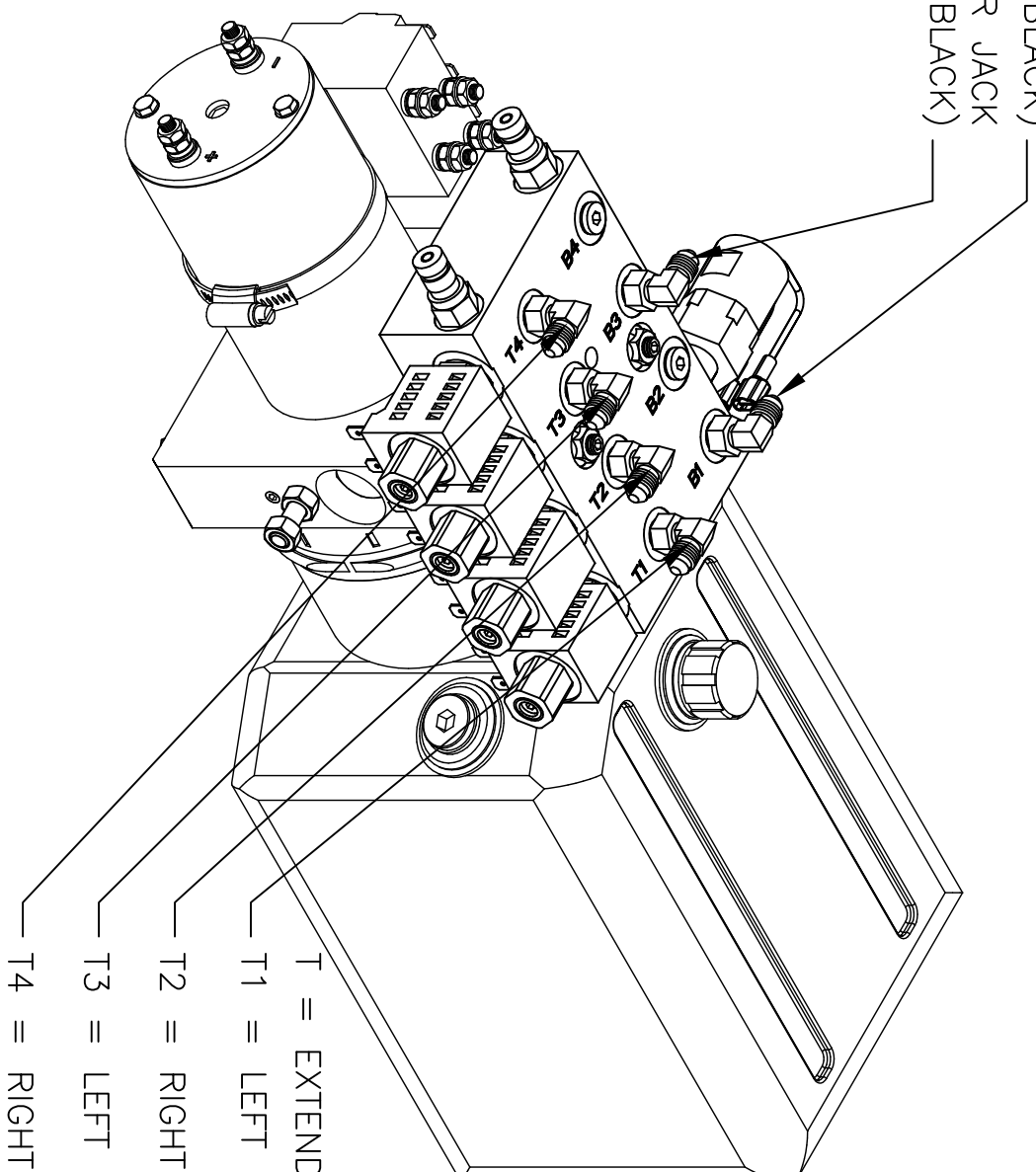


# HYDRAULIC HOSE CONNECTIONS 7948KS PUMP

B = RETRACT FUNCTION

B1 = LEFT FRONT JACK  
(BROWN/BLACK)

B3 = LEFT REAR JACK  
(ORANGE/BLACK)



T = EXTEND FUNCTION

T1 = LEFT FRONT JACK (BROWN)

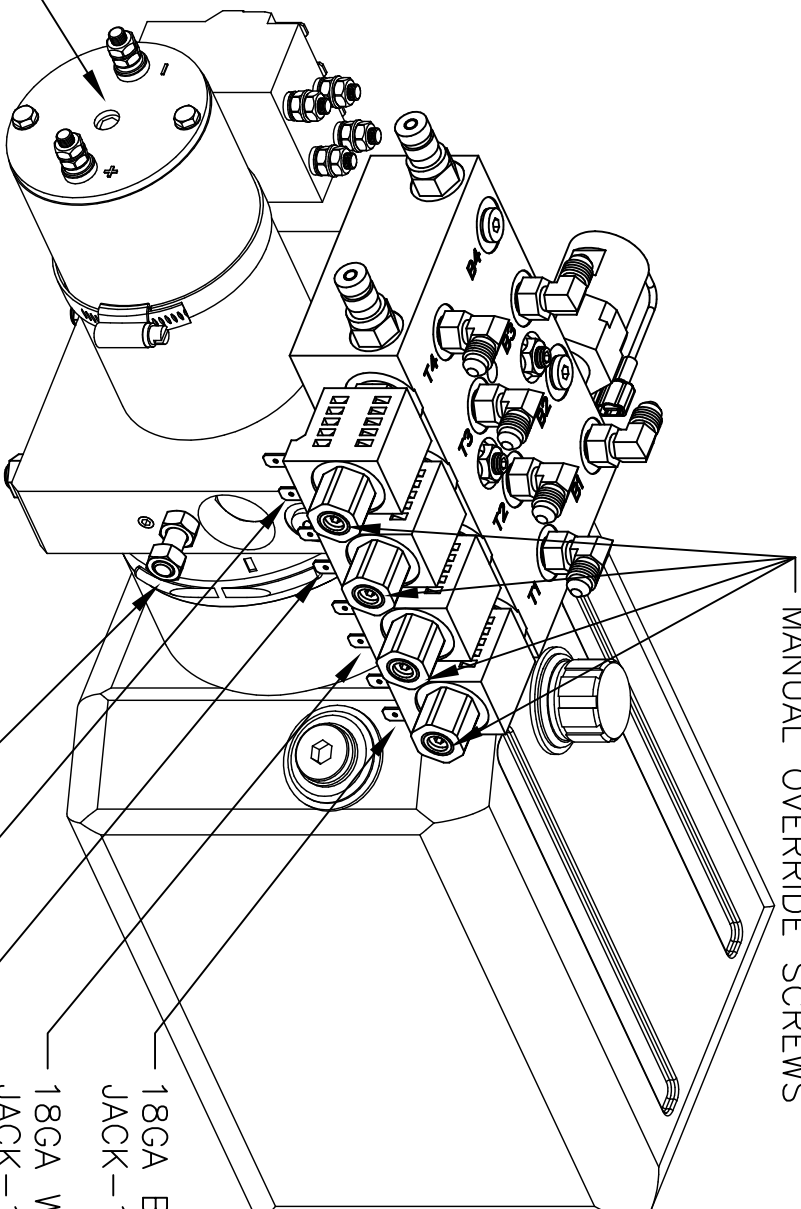
T2 = RIGHT FRONT JACK (WHITE)

T3 = LEFT REAR JACK (ORANGE)

T4 = RIGHT REAR JACK (YELLOW)

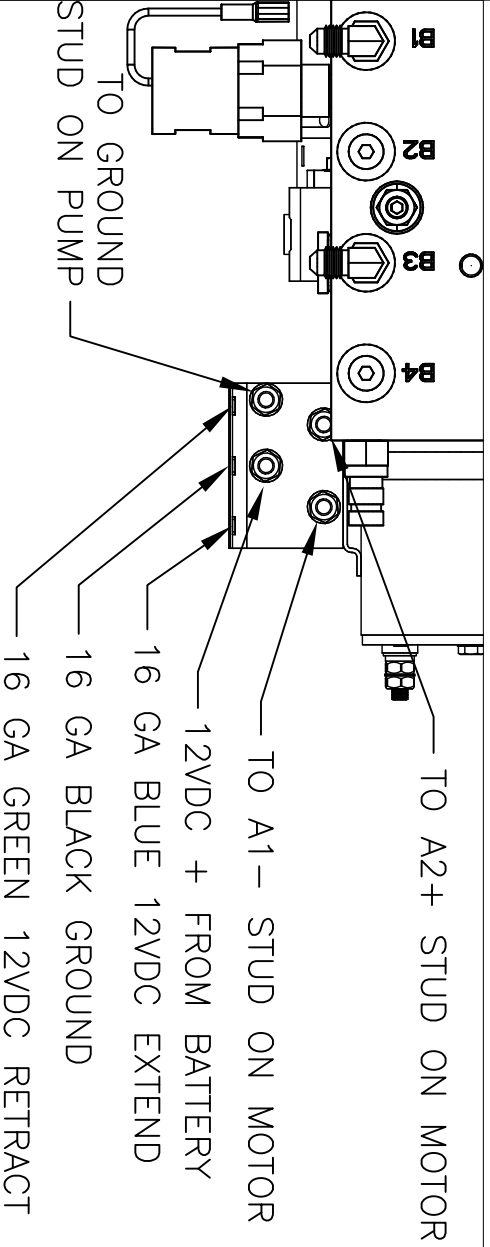
# 7948KS PUMP WIRING

MANUAL OVERRIDE SCREWS



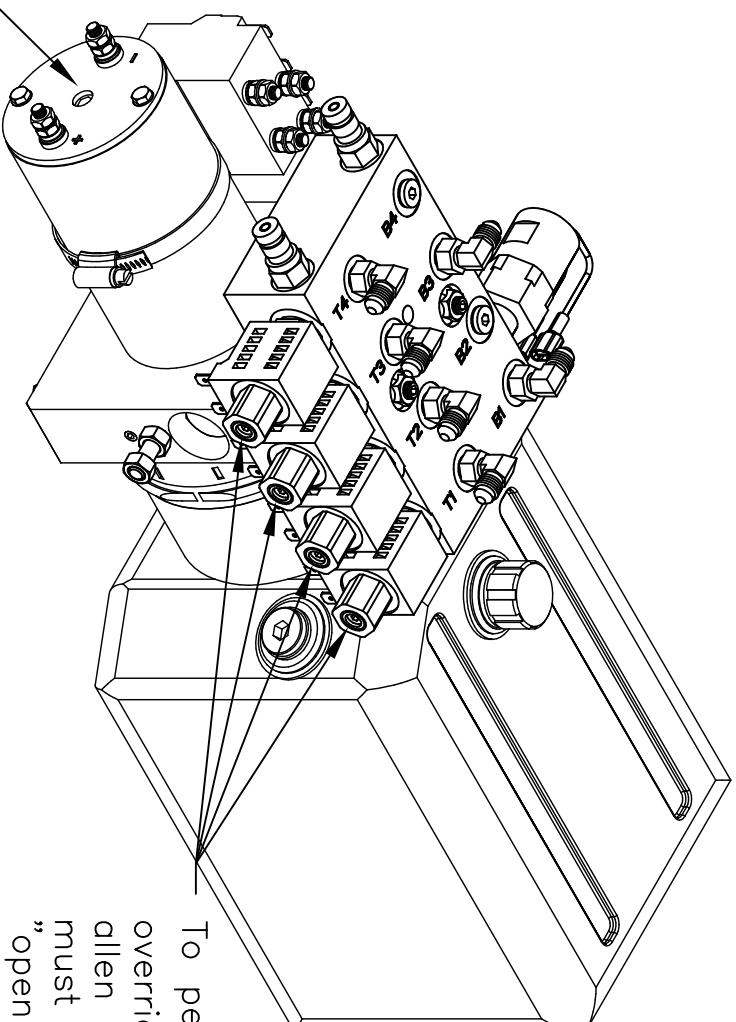
1/4" ALLEN SOCKET MANUAL  
OVERRIDE LOCATED UNDER  
STICKER

18GA BROWN 12VDC LEFT FRONT  
JACK-16GA BLACK GROUND  
18GA WHITE 12VDC RIGHT FRONT  
JACK-16GA BLACK GROUND  
18GA ORANGE 12VDC LEFT REAR  
JACK-16GA BLACK GROUND  
18GA YELLOW 12VDC RIGHT REAR  
JACK-16GA BLACK GROUND  
GROUND STUD FOR PUMP ASSEMBLY



TO A2+ STUD ON MOTOR  
TO A1- STUD ON MOTOR  
12VDC + FROM BATTERY  
16 GA BLUE 12VDC EXTEND  
16 GA BLACK GROUND  
16 GA GREEN 12VDC RETRACT  
TO GROUND  
STUD ON PUMP

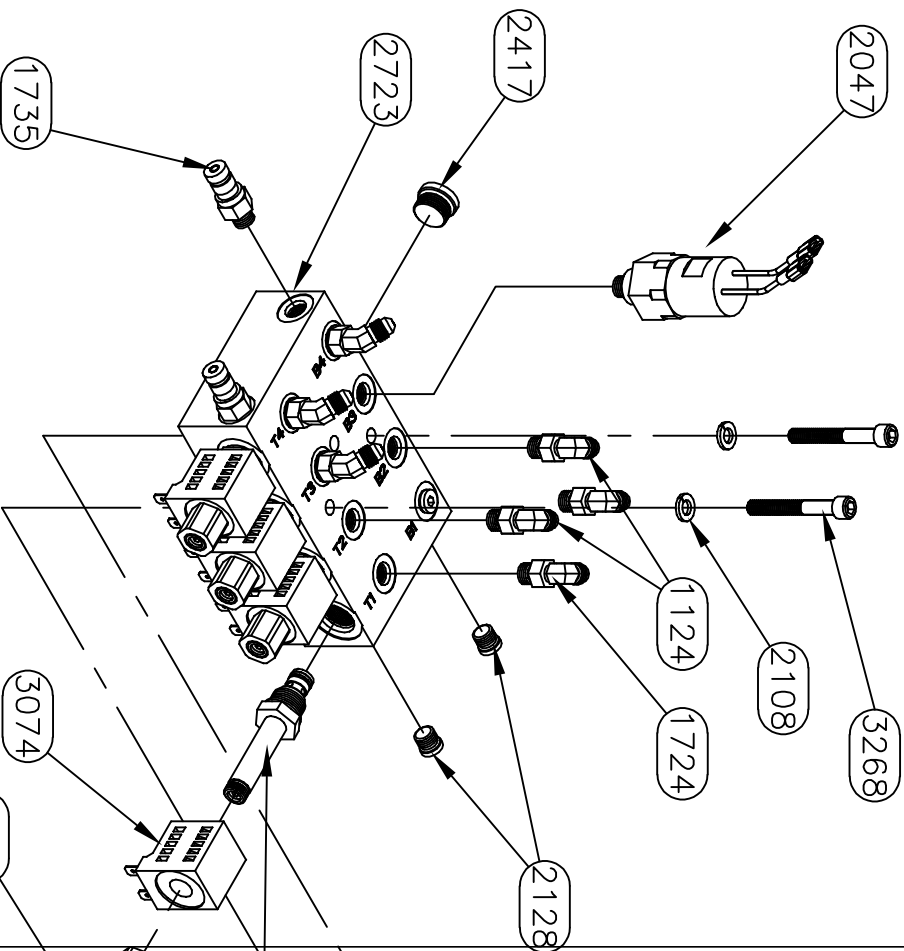
## Small Bi-Rotational Pump Assembly



Manual override screw,  $\frac{1}{4}$ " allen head, is under this sticker. Using a 2000 rpm minimum drill, retract jacks by turning counter clockwise. To extend, turn screw clockwise.

To perform the manual override procedure, using a  $\frac{1}{8}$ " allen wrench, all set screws must be turned clockwise "open" until they are snug. Once all levelers are retracted, turn all valve screws counter clockwise "closed" until snug.





**Warranty authorization must come directly from Equalizer Systems. (800) 846-9659.**

**Equalizer**  
55169 COUNTRY ROAD 3  
ELKHART, IN 46515

NOTICE - This drawing, including principles of design, is the property of Days Corporation, Elkhart, Indiana, with the agreement that it is not to be reproduced, copied, or loaned in any manner that may constitute a detriment directly or indirectly to Days Corporation. Acceptance of this will be construed as an agreement of the above.

REVISIONS

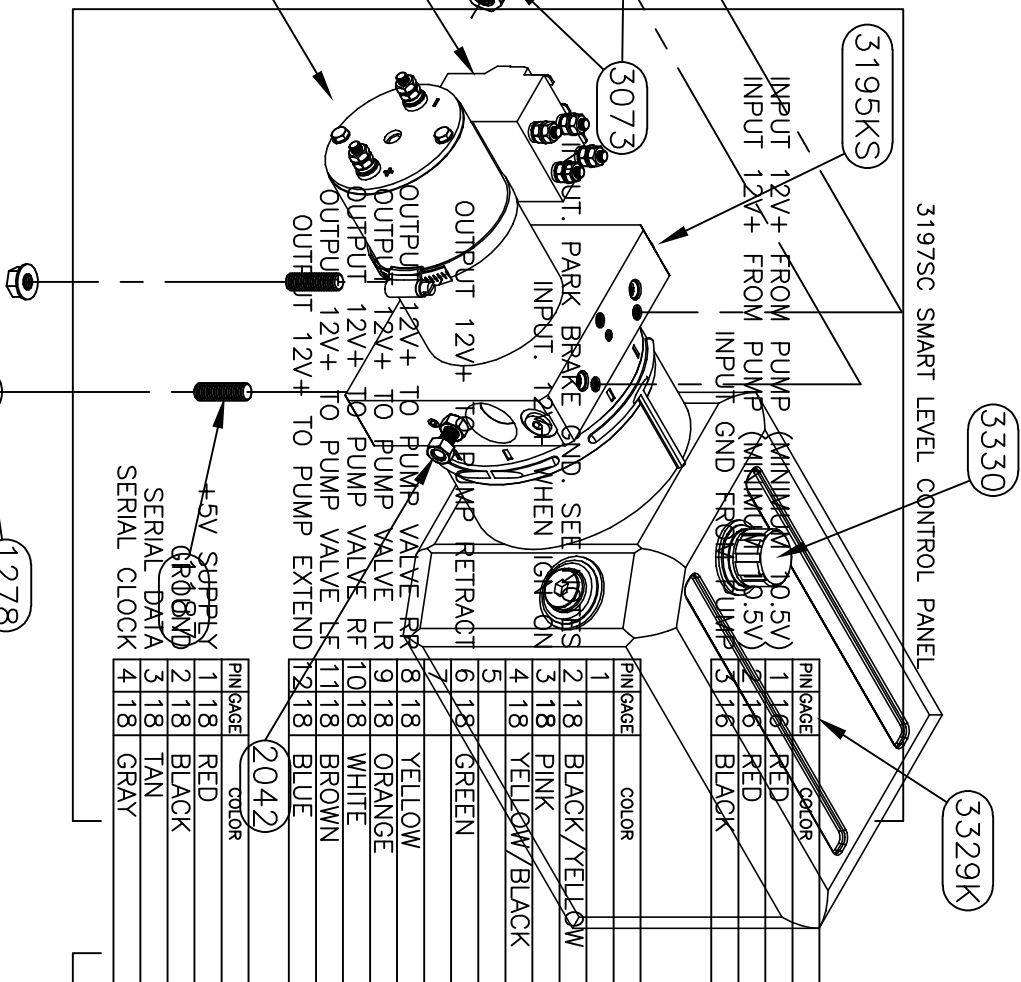
**Equalizer**  
55169 COUNTRY ROAD 3  
ELKHART, IN 46515

4. FUNCTION PUMP

USED ON:

SPRINTER

NOTICE - This drawing, including principles of design, is the property of Days Corporation, Elkhart, Indiana, with the agreement that it is not to be reproduced, copied, or loaned in any manner that may constitute a detriment directly or indirectly to Days Corporation. Acceptance of this will be construed as an agreement of the above.



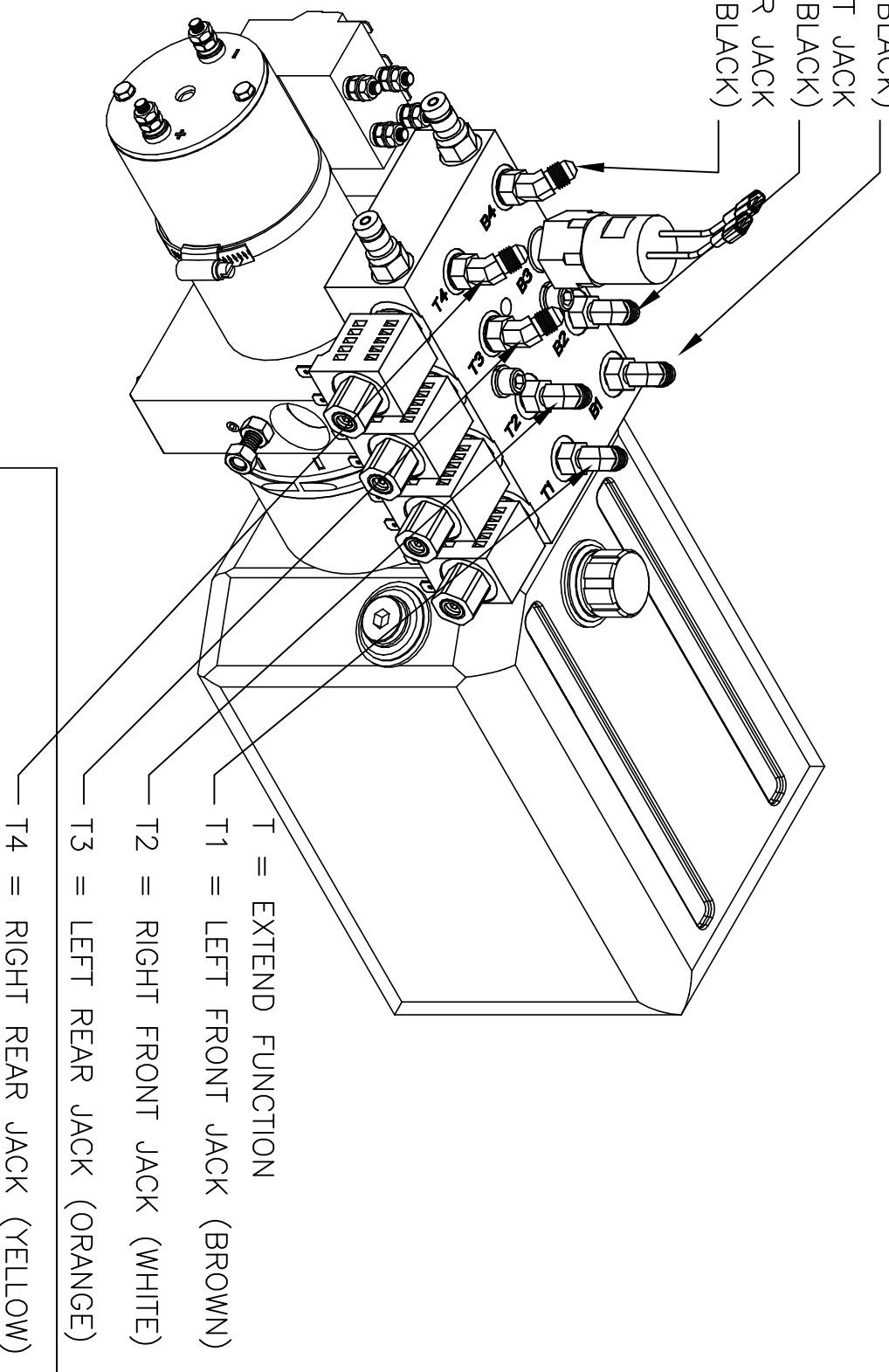
# HYDRAULIC HOSE CONNECTIONS 7982KS PUMP

B = RETRACT FUNCTION

B1 = LEFT FRONT JACK  
(BROWN/BLACK)

B2 = RIGHT FRONT JACK  
(WHITE/BLACK)

B4 = RIGHT REAR JACK  
(YELLOW/BLACK)



T = EXTEND FUNCTION

T1 = LEFT FRONT JACK (BROWN)

T2 = RIGHT FRONT JACK (WHITE)

T3 = LEFT REAR JACK (ORANGE)

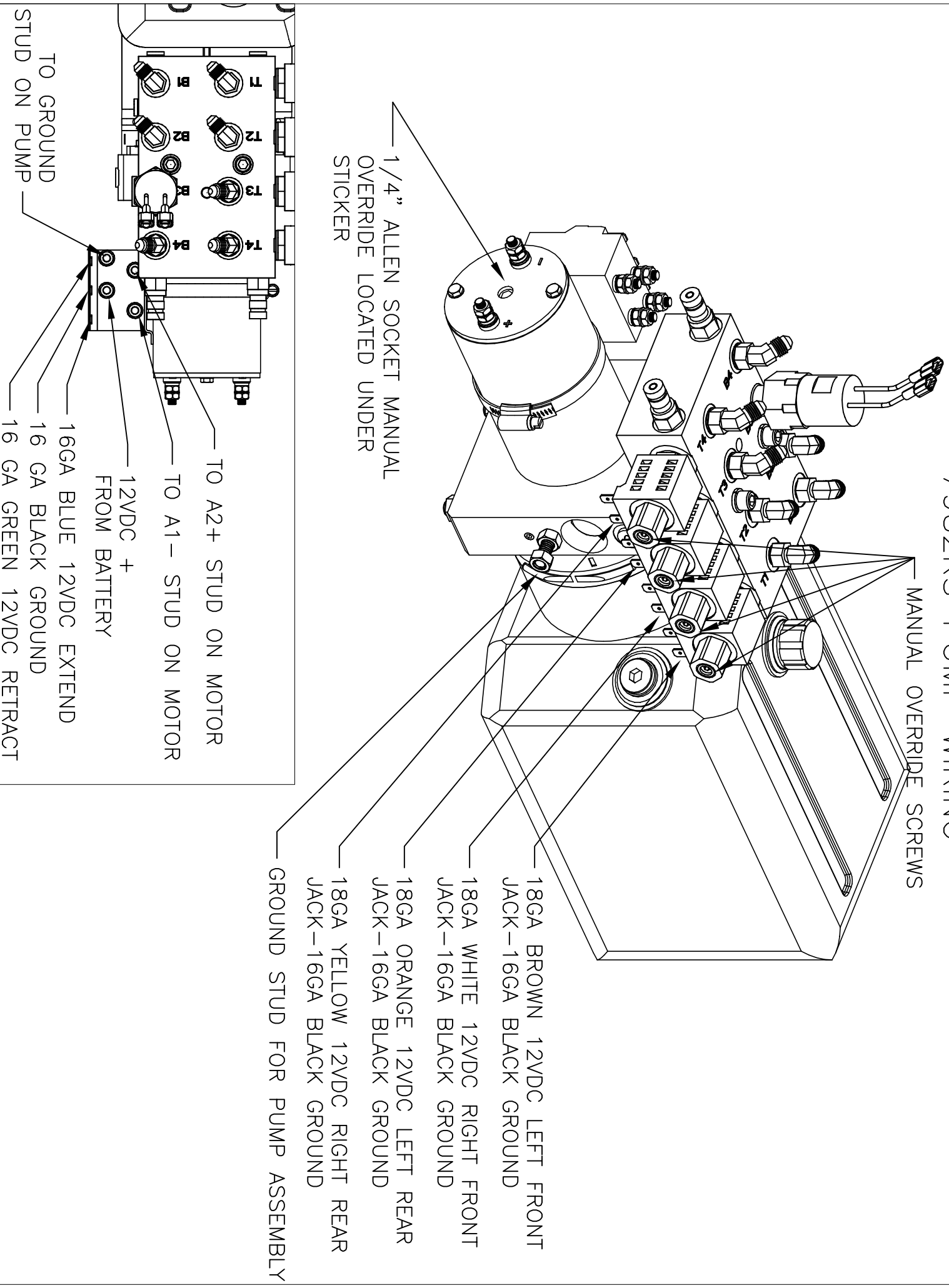
T4 = RIGHT REAR JACK (YELLOW)

## CHASSIS INTERFACE CONNECTIONS

INPUT. IGNITION FROM COACH. 12V+ WHEN IGN ON.

GAGE	COLOR
18	PINK

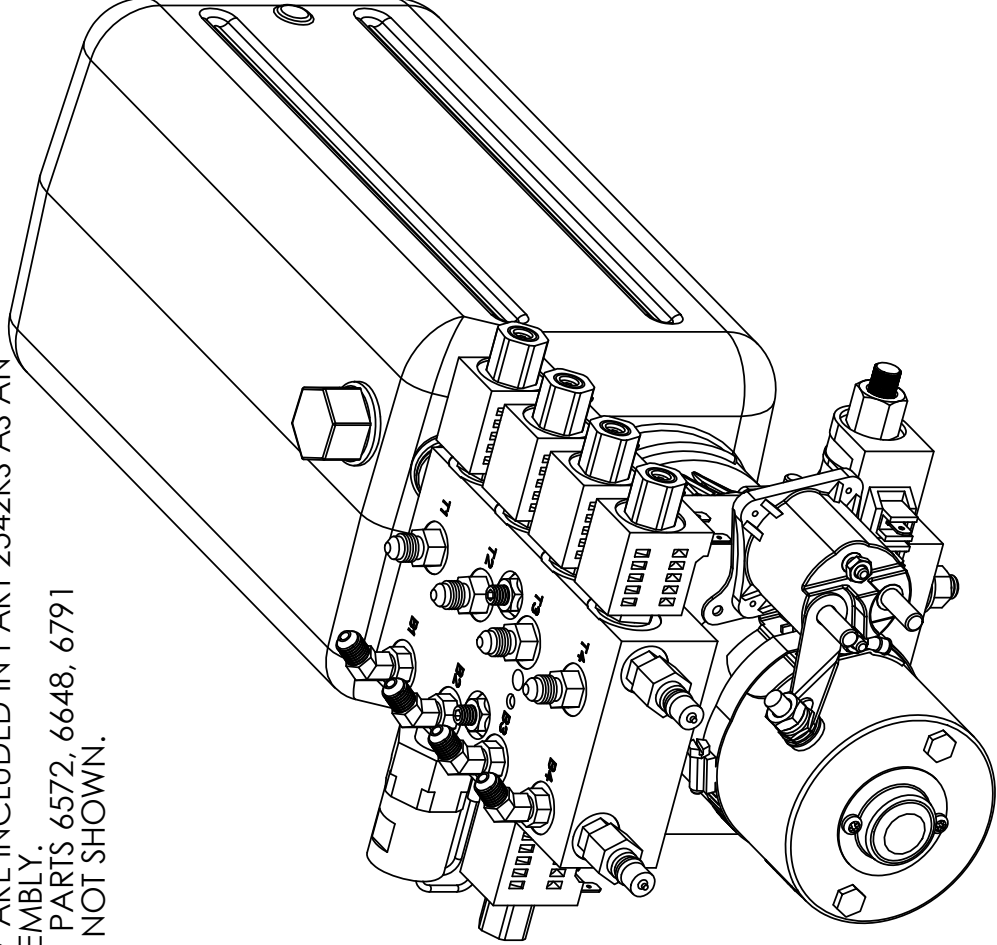
# 7982KS PUMP WIRING





DRAWING NUMBER	PART NAME	QTY.
1122	FITTING- #4 OR MALE X #4 JIC	4
1187	SCREW-3/8-16 X 1 1/4 CUP PT SSS	2
1278	NUT-3/8 FLANGE	2
1444	SOLENOID-HD PLTD	1
1713	PLUG-HP CAVITY	1
1717	VALVE-DIRECTIONAL VALVE #8 MANUAL OVERRIDE	1
1724	FITTING-#4 JIC X #4 O-RING X 45	4
1735	FITTING-DF04-1/4 DIAG. TIP	2
1746	COIL-#8 10V	1
1900DD	NUT-5/16"-18 FLANGE LOCK	2
1988	SCREW-5/16-18 X 2 3/4 SSS CUP POINT	2
2007	CAP-MTE BREATHER	1
2042	NUT-5/16-18 HEX ZINC	1
2047	SWITCH-PRESSURE SWITCH 1200 PSI- use 2047K	1
2128	PLUG- #4 SOCKET HEAD ORING	2
2307K	RESERVOIR-KIT-MTE 8 QT-2017, 2542, 1551	1
2427	MOTOR-MTE 3.7 UNI	1
2723	MANIFOLD-BIROT 4 FUNC COMPACT- MODEL ONLY	1
3073	VALVE-DELTROL	5
3074	COIL-DELTROL	5
3218	PUMP-MTE 3.7 UNI G-7	1
6572	HARNESS-10" POWER & GROUND FEED	1
6648	HARNESS, 4 FUNC PUMP GROUND LEAD	1
6791	HARNESS, PUMP 4 FUNCTION 9 PIN W/DIODE	1

NOTE:  
PARTS 1717, 1444, 1746, 2007, 2307K, &  
2427 ARE INCLUDED IN PART 2542KS AS AN  
ASSEMBLY.  
PARTS 6572, 6648, 6791  
ARE NOT SHOWN.



REV.	REVISIONS	DATE:	BY:
------	-----------	-------	-----

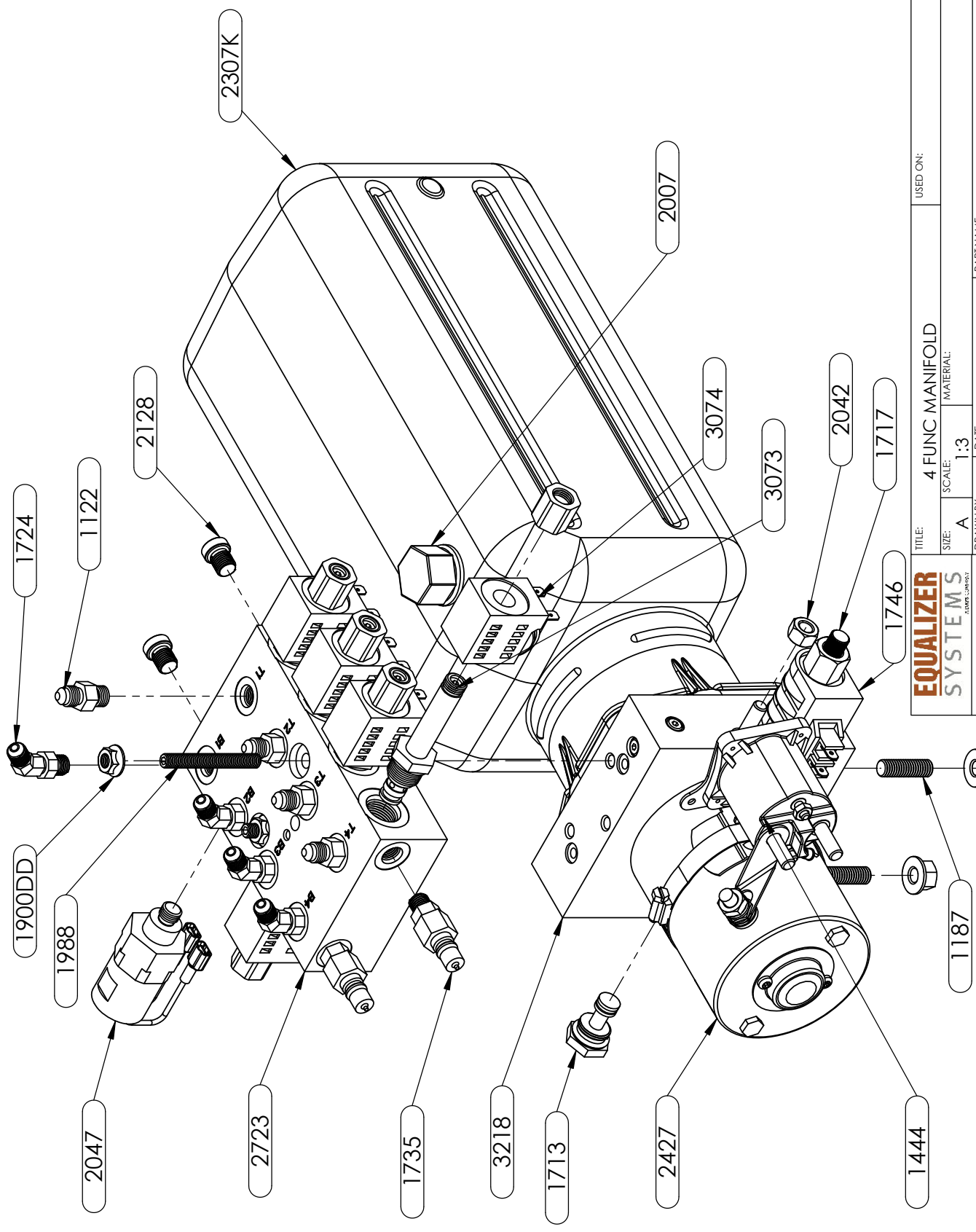
TITLE: 4 FUNC MANIFOLD		USED ON:	
SIZE: A	SCALE: 1:3	MATERIAL:	
DRAWN BY: GSG	DATE: 04/14/2021	PART NAME: PUMP & MAN 4 FUN UNI MOS	
APPD BY:	DATE: 04/14/2021	PAGE: 1 OF 5	DWG NO: 7998SFP
THE INFORMATION CONTAINED IN THIS DRAWING IS THE PROPERTY OF EXHART, INC. ANY REPRODUCTION IN PART OR AS A WHOLE WITHOUT THE WRITTEN PERMISSION OF EXHART, INC. IS PROHIBITED.		REV:	

1

2

B

A



TITLE: 4 FUNC MANIFOLD		USED ON:	
SIZE: A	SCALE: 1:3	MATERIAL:	
DRAWN BY: GSG	DATE: 04/14/2021	PART NAME: PUMP & MAN 4 FUN UNI MOS	
APPD BY:	DATE: 04/14/2021	PAGE: 2	OF 5
		DWG NO: 7998SFP	REV:

**EQUALIZER**  
SYSTEMS

THE INFORMATION CONTAINED IN THIS DRAWING IS THE PROPERTY OF EQUALIZER SYSTEMS, INC. AND IS NOT TO BE REPRODUCED IN PART OR AS A WHOLE WITHOUT THE WRITTEN PERMISSION OF EQUALIZER SYSTEMS, INC. ANY REPRODUCTION IN PART OR AS A WHOLE WITHOUT THE WRITTEN PERMISSION OF EQUALIZER SYSTEMS, INC. IS PROHIBITED.

1

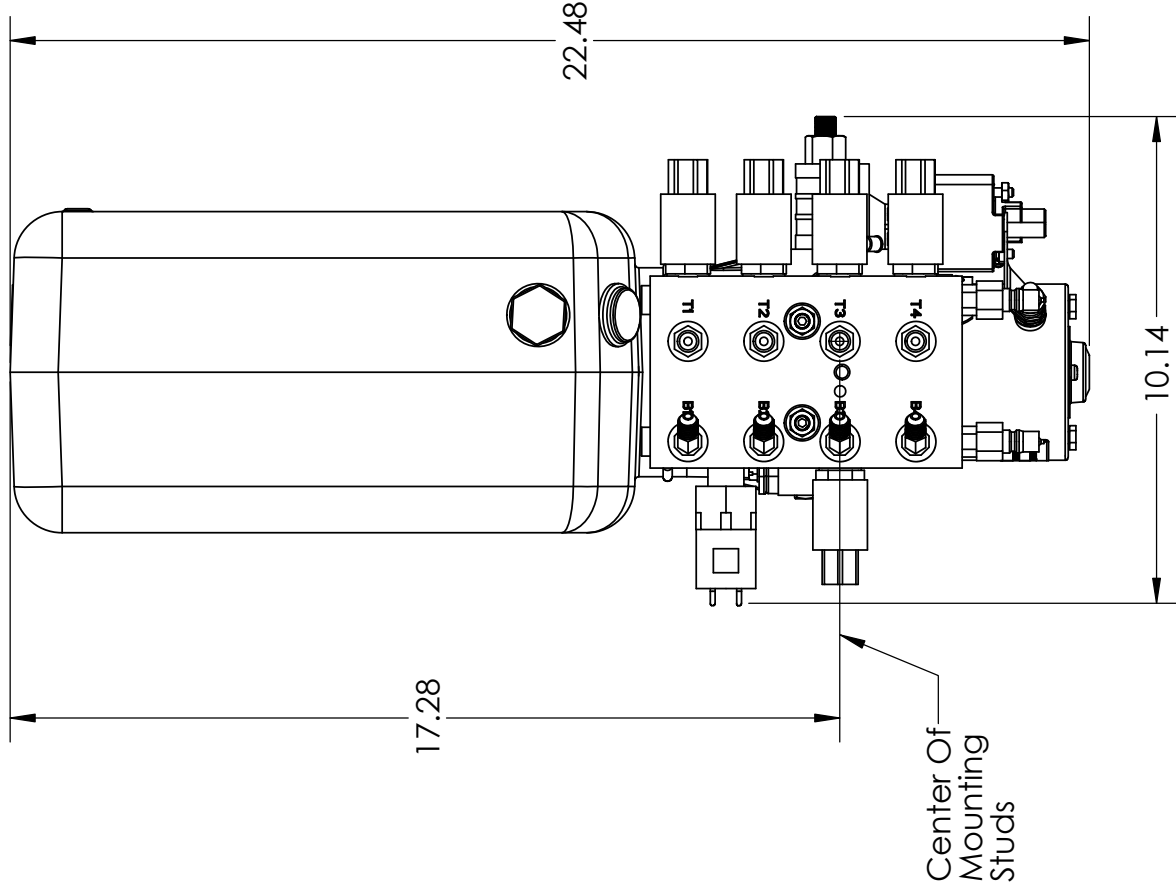
2

B

A

2

1

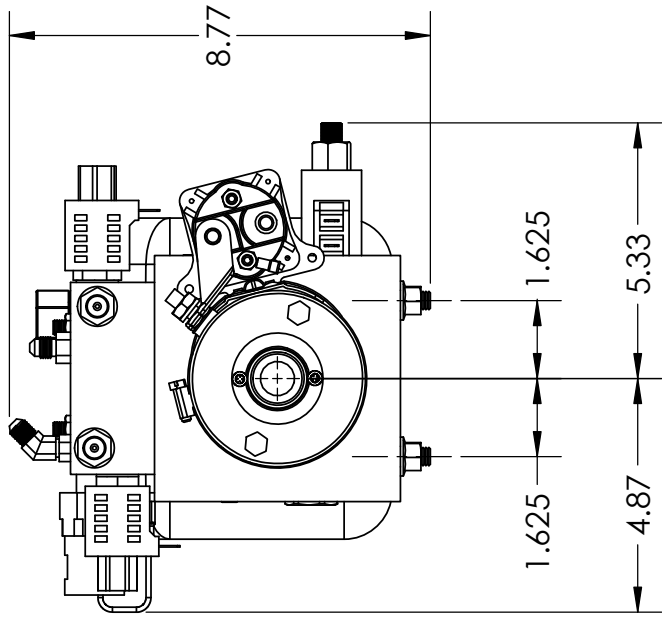


B

A

2

1

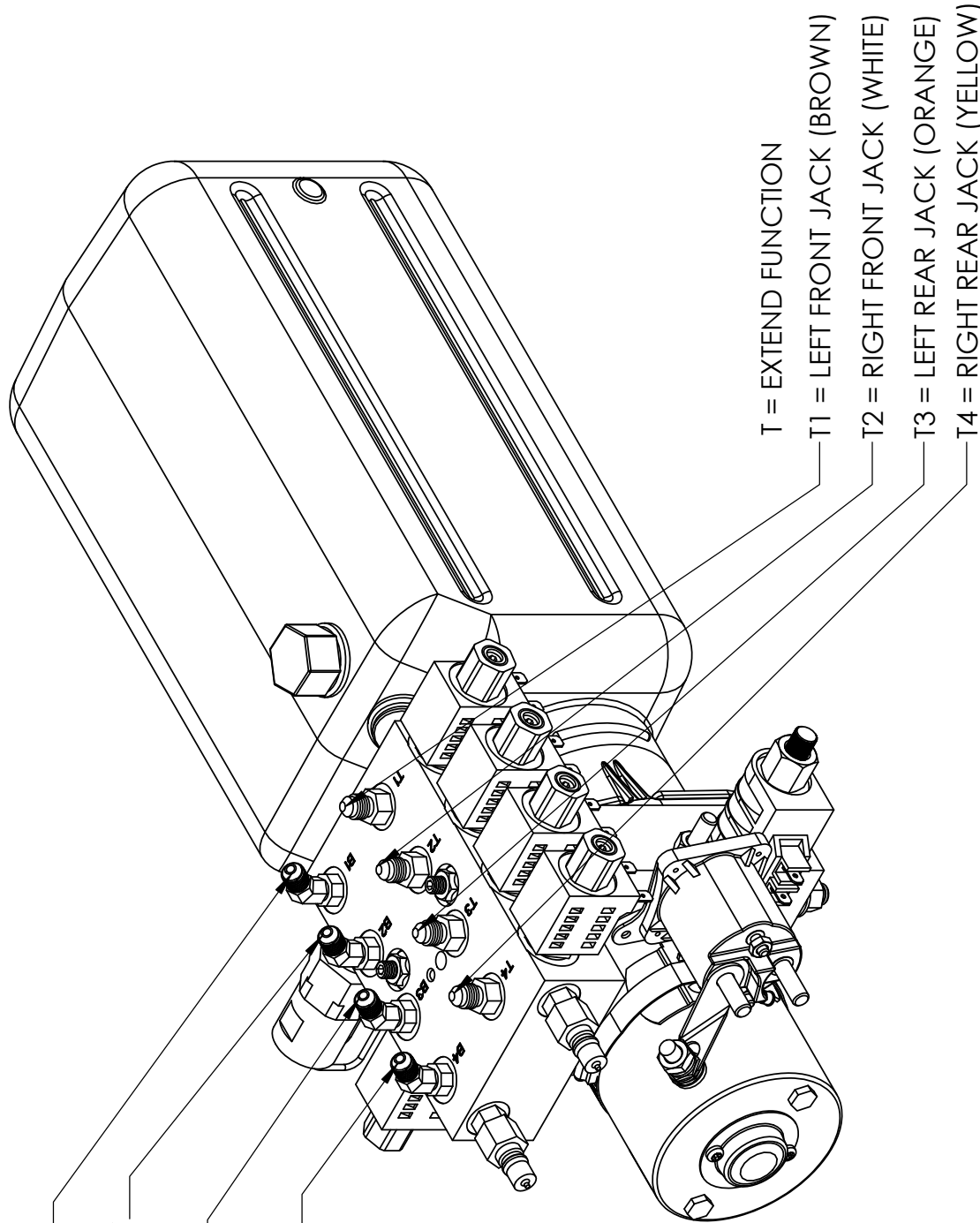


B

A

TITLE: 4 FUNC MANIFOLD		USED ON:	
SIZE: A	SCALE: 1:4	MATERIAL:	
DRAWN BY: GSG	DATE: 04/14/2021	PART NAME: PUMP & MAN 4 FUN UNI MOS	
APPD BY:	DATE: 04/14/2021	PAGE: 3 OF 5	DWG NO: 7998SFP
THE INFORMATION CONTAINED IN THIS DRAWING IS THE PROPERTY OF ELKHART INDUSTRIES, INC. ANY REPRODUCTION IN PART OR AS A WHOLE WITHOUT THE WRITTEN PERMISSION OF ELKHART INDUSTRIES, INC. IS PROHIBITED.		REV:	

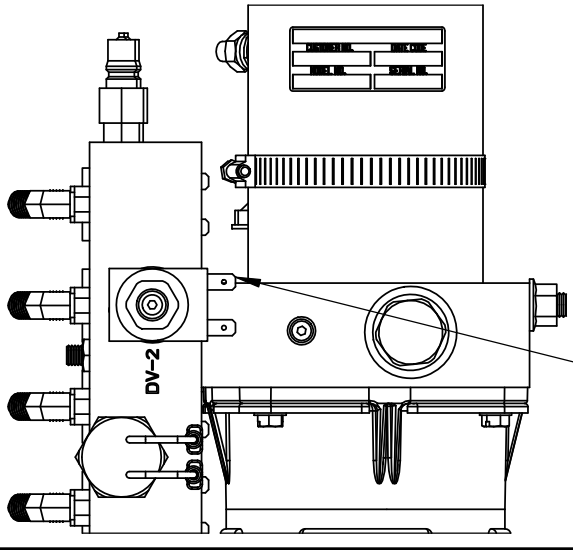
- B = RETRACT FUNCTION
- B1 = LEFT FRONT JACK  
(BROWN/BLACK)
- B2 = RIGHT FRONT JACK  
(WHITE/BLACK)
- B3 = LEFT REAR JACK  
(ORANGE/BLACK)
- B4 = RIGHT REAR JACK  
(YELLOW/BLACK)



- T = EXTEND FUNCTION
- T1 = LEFT FRONT JACK (BROWN)
- T2 = RIGHT FRONT JACK (WHITE)
- T3 = LEFT REAR JACK (ORANGE)
- T4 = RIGHT REAR JACK (YELLOW)

TITLE: 4 FUNC MANIFOLD		USED ON:	
SIZE: A	SCALE: 1:3	MATERIAL:	
DRAWN BY: GSG	DATE: 04/14/2021	PART NAME: PUMP & MAN 4 FUN UNI MOS	
APPD BY:	DATE: 04/14/2021	PAGE: 4	OF 5
		DWG NO: 7998SFP	REV:

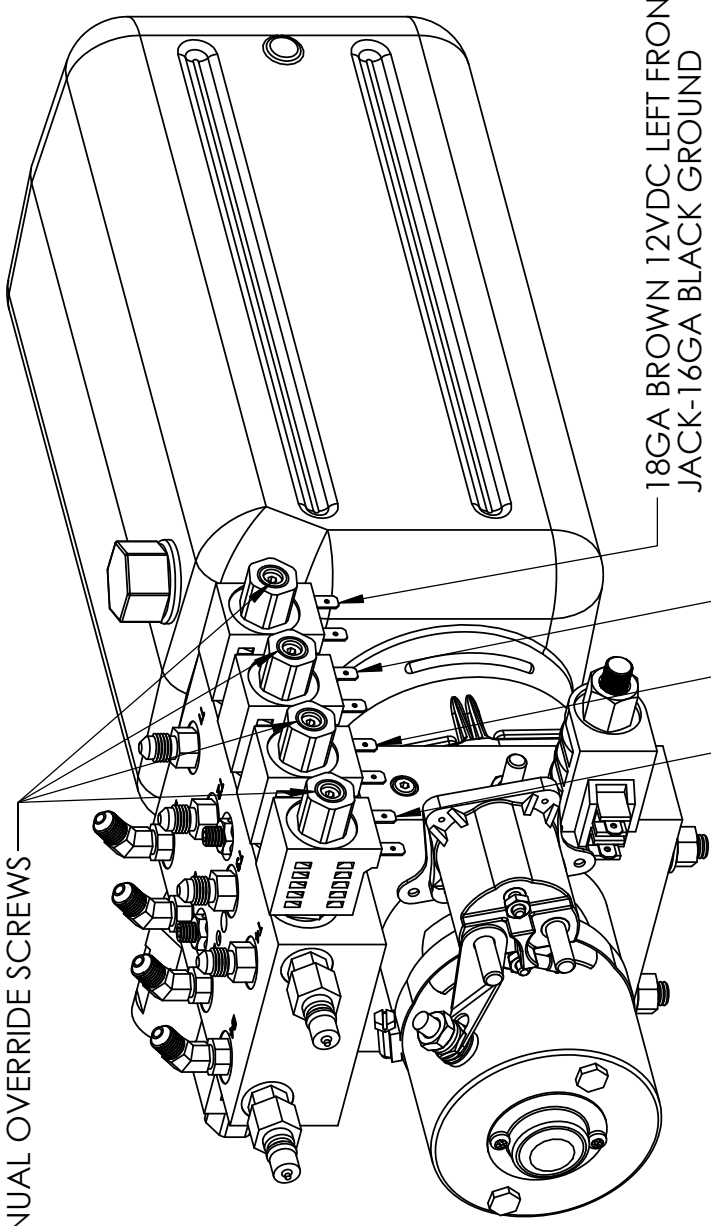
THE INFORMATION CONTAINED IN THIS DRAWING IS THE PROPERTY OF EQUALIZER SYSTEMS, INC. ANY REPRODUCTION IN PART OR AS A WHOLE WITHOUT THE WRITTEN PERMISSION OF EQUALIZER SYSTEMS, INC. IS PROHIBITED.



14ga BLUE 12VDC RETRACT VALVE- 16ga BLACK GROUND

B

MANUAL OVERRIDE SCREWS



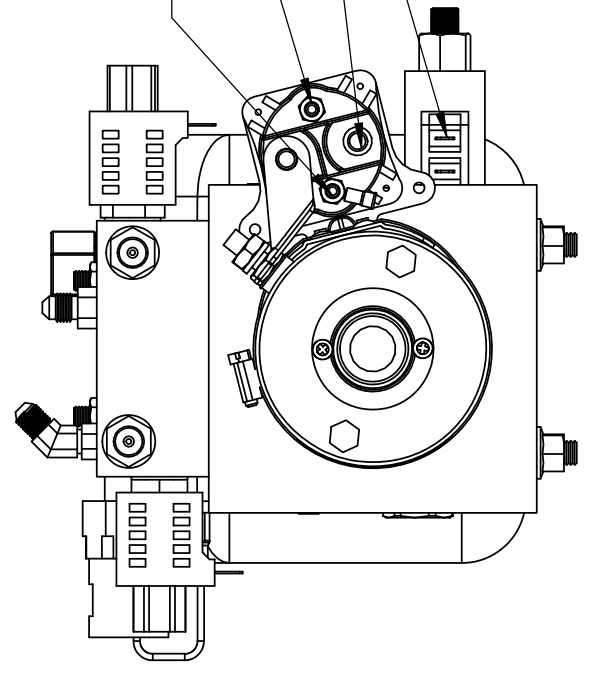
18GA BROWN 12VDC LEFT FRONT JACK-16GA BLACK GROUND

18GA WHITE 12VDC RIGHT FRONT JACK-16GA BLACK GROUND

18GA ORANGE 12VDC LEFT REAR JACK-16GA BLACK GROUND

18GA YELLOW 12VDC RIGHT REAR JACK-16GA BLACK GROUND

A



TO GROUND STUD ON PUMP

14ga BLUE

12VDC + FROM BATTERY

14ga GREEN

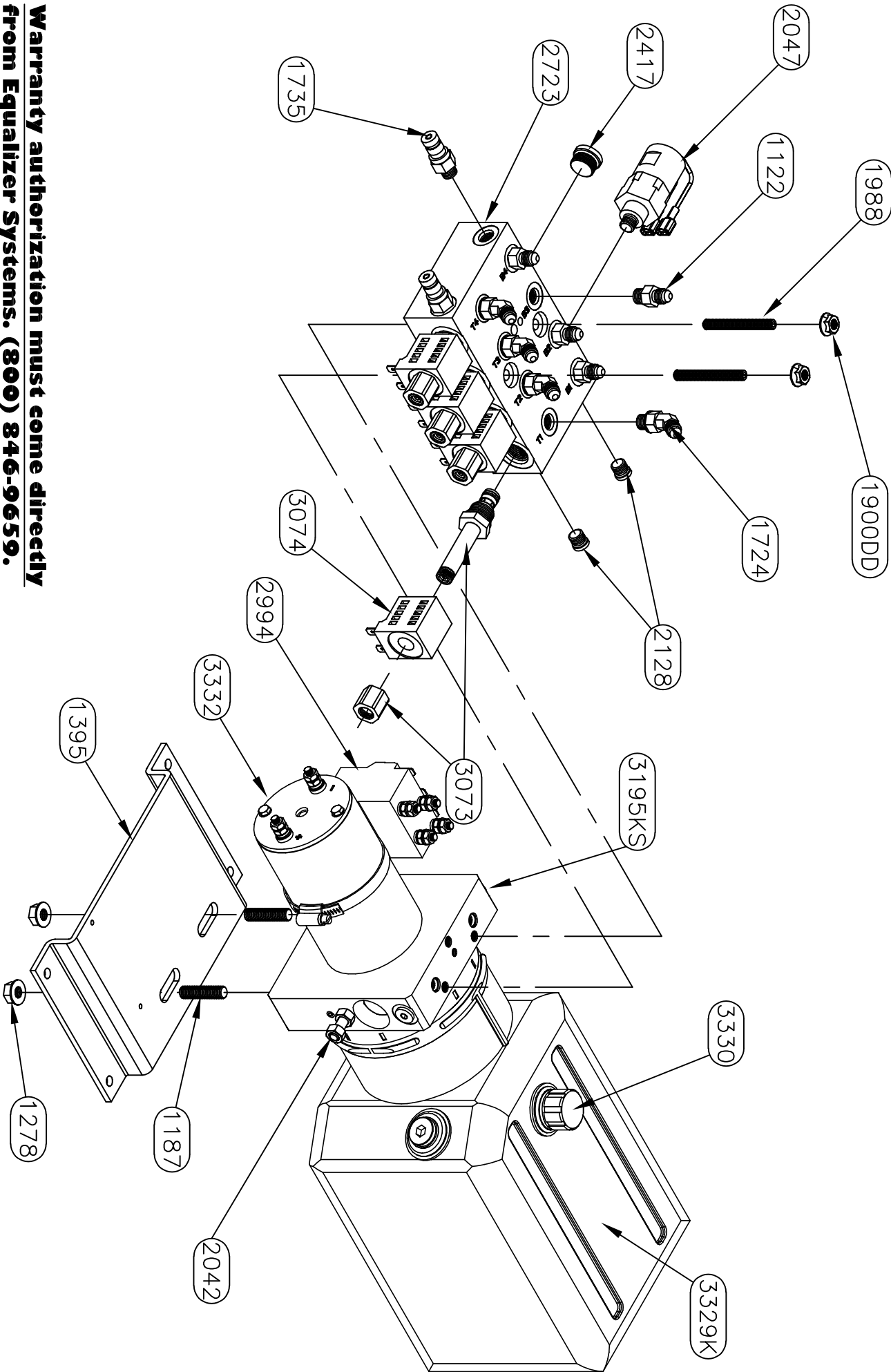
TITLE: 4 FUNC MANIFOLD		USED ON:	
SIZE: A	SCALE: 1:3	MATERIAL:	
DRAWN BY: GSG	DATE: 04/14/2021	PART NAME: PUMP & MAN 4 FUN UNI MOS	
APPD BY:	DATE: 04/14/2021	PAGE: 5	OF 5
THE INFORMATION CONTAINED IN THIS DRAWING IS THE PROPERTY OF EQUALIZER SYSTEMS, INC. AND IS NOT TO BE REPRODUCED IN PART OR AS A WHOLE WITHOUT THE WRITTEN PERMISSION OF EQUALIZER SYSTEMS, INC. ANY VIOLATION OF THIS PROHIBITION IS PROHIBITED.		DWG NO: 7998SFP	REV:



**Warranty authorization must come directly from Equalizer Systems. (800) 846-9659.**

**Equalizer** 55169 COUNTY ROAD 3  
ELKHART, IN 46515

NOTICE - This drawing, including principles of design, is the property of Doy's Corporation, Elkhart, Indiana, with the agreement that it is not to be reproduced, copied, or loaned in any manner that may constitute a detriment directly or indirectly to Doy's Corporation. Acceptance of this will be construed as an agreement of the above.



#	REVISIONS	BY:	DATE:	TITLE	USED ON:
				4 FUNCTION PUMP	RENEGADE
				SIZE SCALE MATERIAL	
				DRW BY: DATE:	PART NAME:
				SJ 11/2/21	PUMP & MAN 4 FUNC BIROT M/0 3 IN
				PAGE: 2 OF 2	DWG NO.: P70036KS
					REV: -

UNLESS OTHERWISE SPECIFIED:  
TOLERANCES:  
.XXX ± 0.010  
.XX ± 0.010  
.X ± 0.030  
ANG. ± 1/2°  
REMOVE ALL BURRS AND SHARP EDGES .015 MAX

# HYDRAULIC HOSE CONNECTIONS 70036KS PUMP

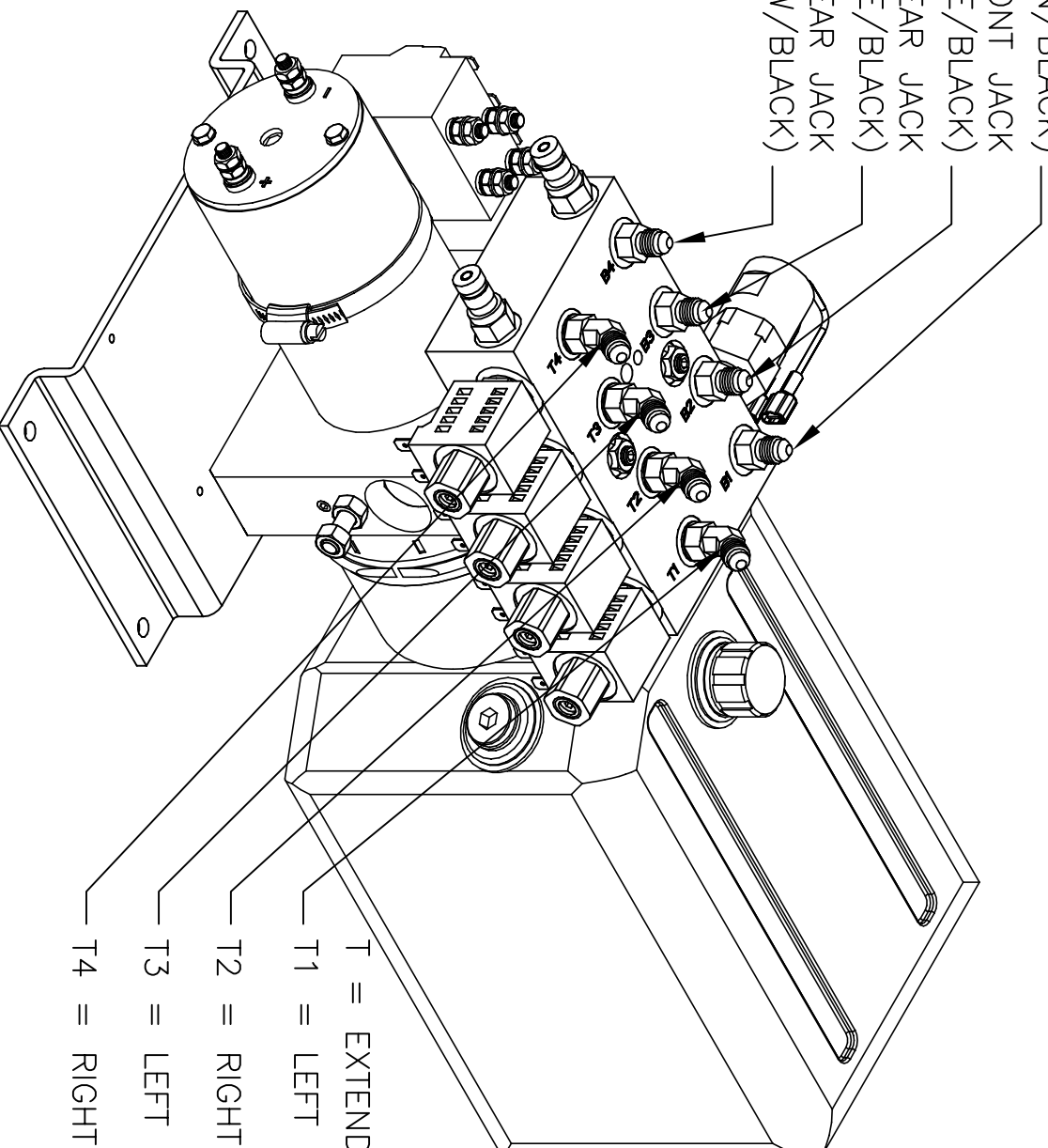
B = RETRACT FUNCTION

B1 = LEFT FRONT JACK  
(BROWN/BLACK)

B2 = RIGHT FRONT JACK  
(WHITE/BLACK)

B3 = LEFT REAR JACK  
(ORANGE/BLACK)

B4 = RIGHT REAR JACK  
(YELLOW/BLACK)



T = EXTEND FUNCTION

T1 = LEFT FRONT JACK (BROWN)

T2 = RIGHT FRONT JACK (WHITE)

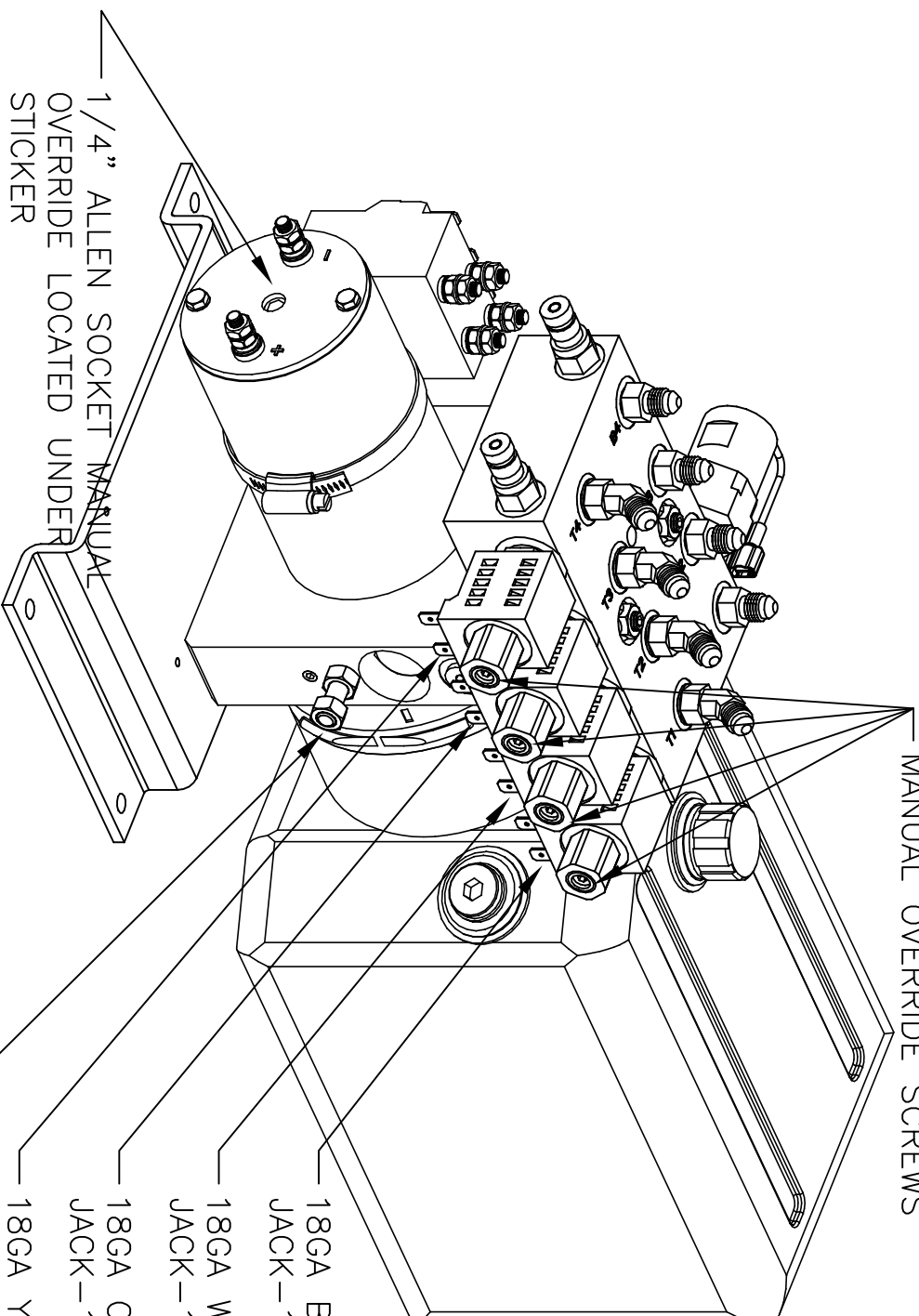
T3 = LEFT REAR JACK (ORANGE)

T4 = RIGHT REAR JACK (YELLOW)



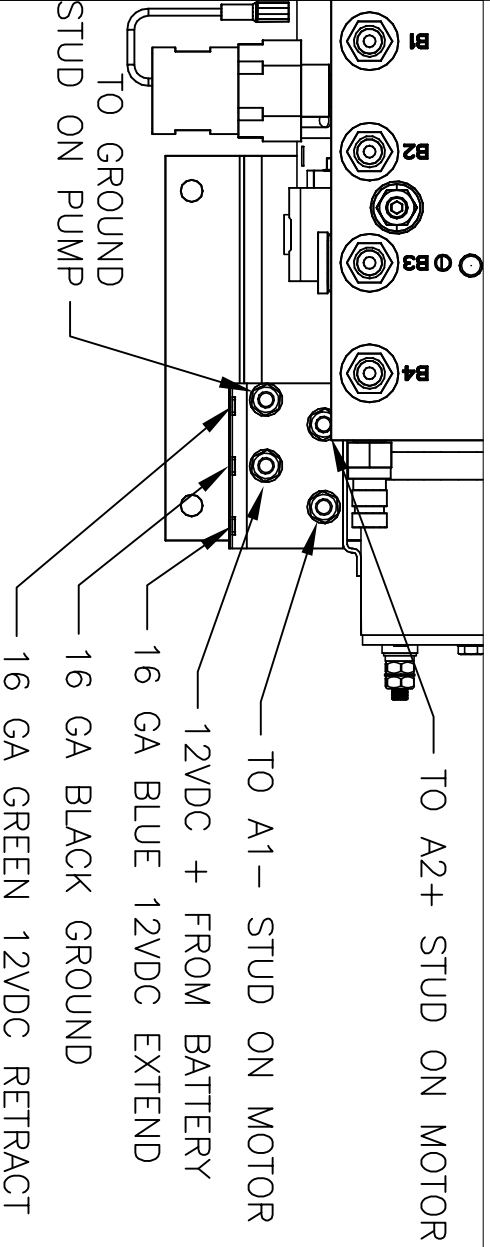
# 70036KS PUMP WIRING

MANUAL OVERRIDE SCREWS



1/4" ALLEN SOCKET MANUAL  
OVERRIDE LOCATED UNDER  
STICKER

18GA BROWN 12VDC LEFT FRONT  
JACK-16GA BLACK GROUND  
18GA WHITE 12VDC RIGHT FRONT  
JACK-16GA BLACK GROUND  
18GA ORANGE 12VDC LEFT REAR  
JACK-16GA BLACK GROUND  
18GA YELLOW 12VDC RIGHT REAR  
JACK-16GA BLACK GROUND  
GROUND STUD FOR PUMP ASSEMBLY



TO A2+ STUD ON MOTOR

TO A1- STUD ON MOTOR

12VDC + FROM BATTERY

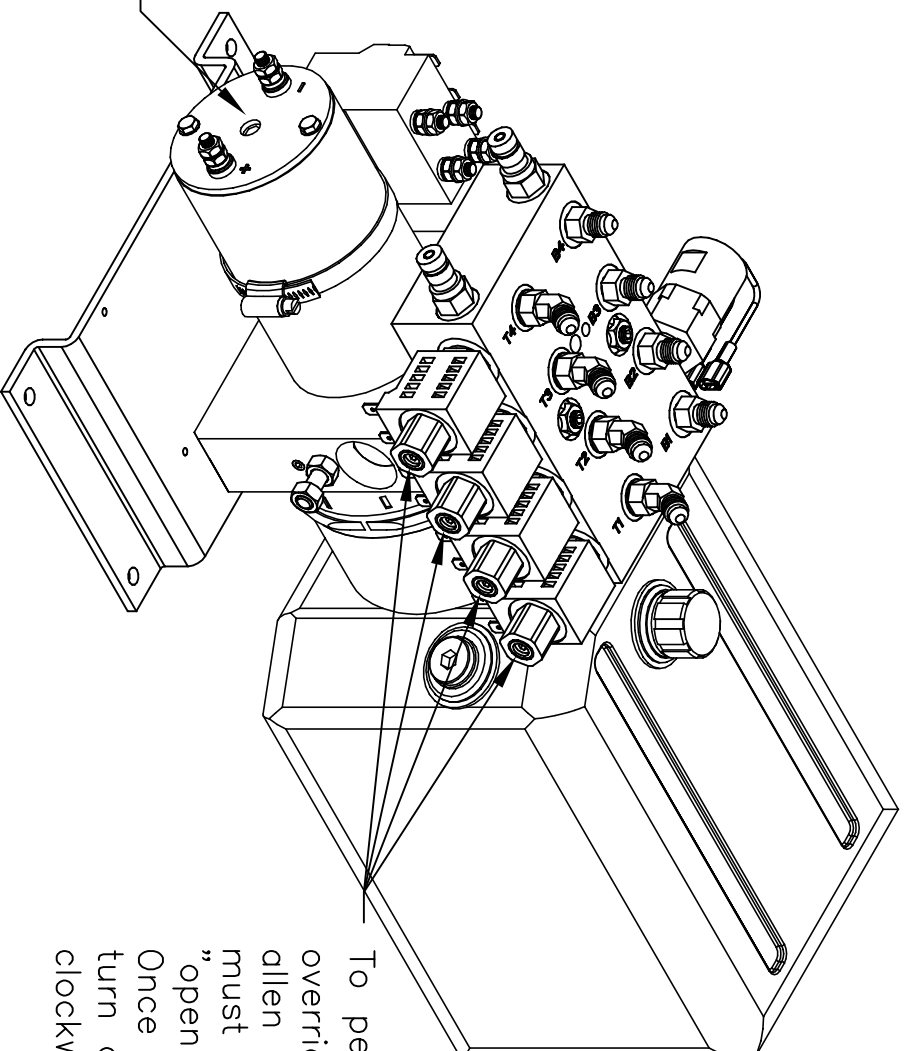
16 GA BLUE 12VDC EXTEND

16 GA BLACK GROUND

16 GA GREEN 12VDC RETRACT

TO GROUND  
STUD ON PUMP

## Small Bi-Rotational Pump Assembly

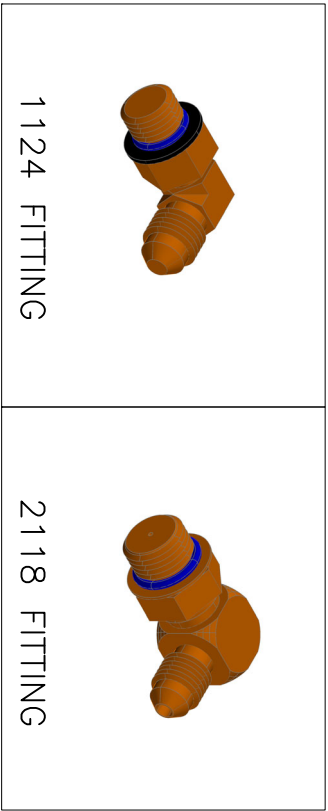


Manual override screw, 1/4" allen head, is under this sticker. Using a 2000 rpm minimum drill, retract jacks by turning counter clockwise. To extend, turn screw clockwise.

To perform the manual override procedure, using a 1/8" allen wrench, all set screws must be turned clockwise "open" until they are snug. Once all levelers are retracted, turn all valve screws counter clockwise "closed" until snug.

7977 PARTS LIST					
ITEM	PART #	DESCRIPTION	QUAN	COLOR CODE	LOCATION
1	2459	HOSE-4'	1	ORANGE STRIPE/YELLOW STRIPE	BOTTOM OF LR JACK TO BOTTOM OF RR JACK
2	2461	HOSE-6'	1	WHITE SOLID	PUMP PORT T2 TO TOP OF RF JACK
3	2461	HOSE-6'	1	WHITE STRIPE	PUMP PORT B2 TO BOTTOM OF RF JACK
4	2465	HOSE-10'	1	BROWN SOLID	PUMP PORT T1 TO TOP OF LF JACK
5	2465	HOSE-10'	1	BROWN STRIPE	PUMP PORT B1 TO BOTTOM OF LF JACK
6	2469	HOSE-14'	1	ORANGE SOLID	PUMP PORT T3 TO TOP OF LR JACK
7	2469	HOSE-14'	1	ORANGE STRIPE	PUMP PORT B3 TO BOTTOM OF LR JACK
8	2469	HOSE-14'	1	YELLOW SOLID	PUMP PORT T4 TO TOP OF RR JACK

REQUIRED JACK FITTINGS				
ITEM	PART #	DESCRIPTION	QUAN	
9	1124	FITTING-#4 JIC X #4 OR MALE 90	5	
10	2118	FITTING-RESTRICTOR #6 OR X #4 JIC 90	4	



<i>Equalizer</i>		55169 COUNTY ROAD 3 ELKHART, IN 46515		#	REVISIONS		BY:	DATE:	UNLESS OTHERWISE SPECIFIED: TOLERANCES: .XXX ± 0.010 .XX ± 0.010 .X ± 0.030 ANG. ± 1/2° REMOVE ALL BURRS AND SHARP EDGES .015 MAX		TITLE HOSE CHART		USED ON: SPRINTER CHASSIS	
											SIZE SCALE MATERIAL A 1:1 A S		NOTE D	
											DRW BY: 7/6/22		PART NAME: HOSE KIT-RENEGADE 8757/8757REN	
											APPD BY		PAGE: 1 OF 2 DWG NO.: P7977	
													REV: -	

**Warranty authorization must come directly from Equalizer Systems. (800) 846-9659.**

NOTICE – This drawing, including principles of design, is the property of Doy's Corporation, Elkhart, Indiana, with the agreement that it is not to be reproduced, copied, or loaned in any manner that may constitute a detriment directly or indirectly to Doy's Corporation. Acceptance of this will be construed as an agreement of the above.

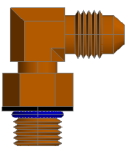

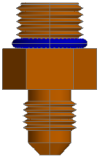


70096 PARTS LIST

ITEM	PART#	DESCRIPTION	QUAN	COLOR CODE	LOCATION
1	2463	HOSE-8'	1	ORANGE STRIPE/YELLOW STRIPE	BOTTOM OF LR JACK TO BOTTOM OF RR JACK
2	2463	HOSE-8'	1	BROWN STRIPE/WHITE STRIPE	BOTTOM OF LF JACK TO BOTTOM OF RF JACK
3	2463	HOSE-8'	1	BROWN SOLID	PUMP PORT T1 TO TOP OF LF JACK
4	2463	HOSE-8'	1	BROWN STRIPE	PUMP PORT B1 TO BOTTOM OF LF JACK
5	2465	HOSE-10'	1	WHITE SOLID	PUMP PORT T2 TO TOP OF RF JACK
6	2476	HOSE-22'	1	ORANGE SOLID	PUMP PORT T3 TO TOP OF LR JACK
7	2476	HOSE-22'	1	ORANGE STRIPE	PUMP PORT B3 TO BOTTOM OF LR JACK
8	2476	HOSE-22'	1	YELLOW SOLID	PUMP PORT T4 TO TOP OF RR JACK

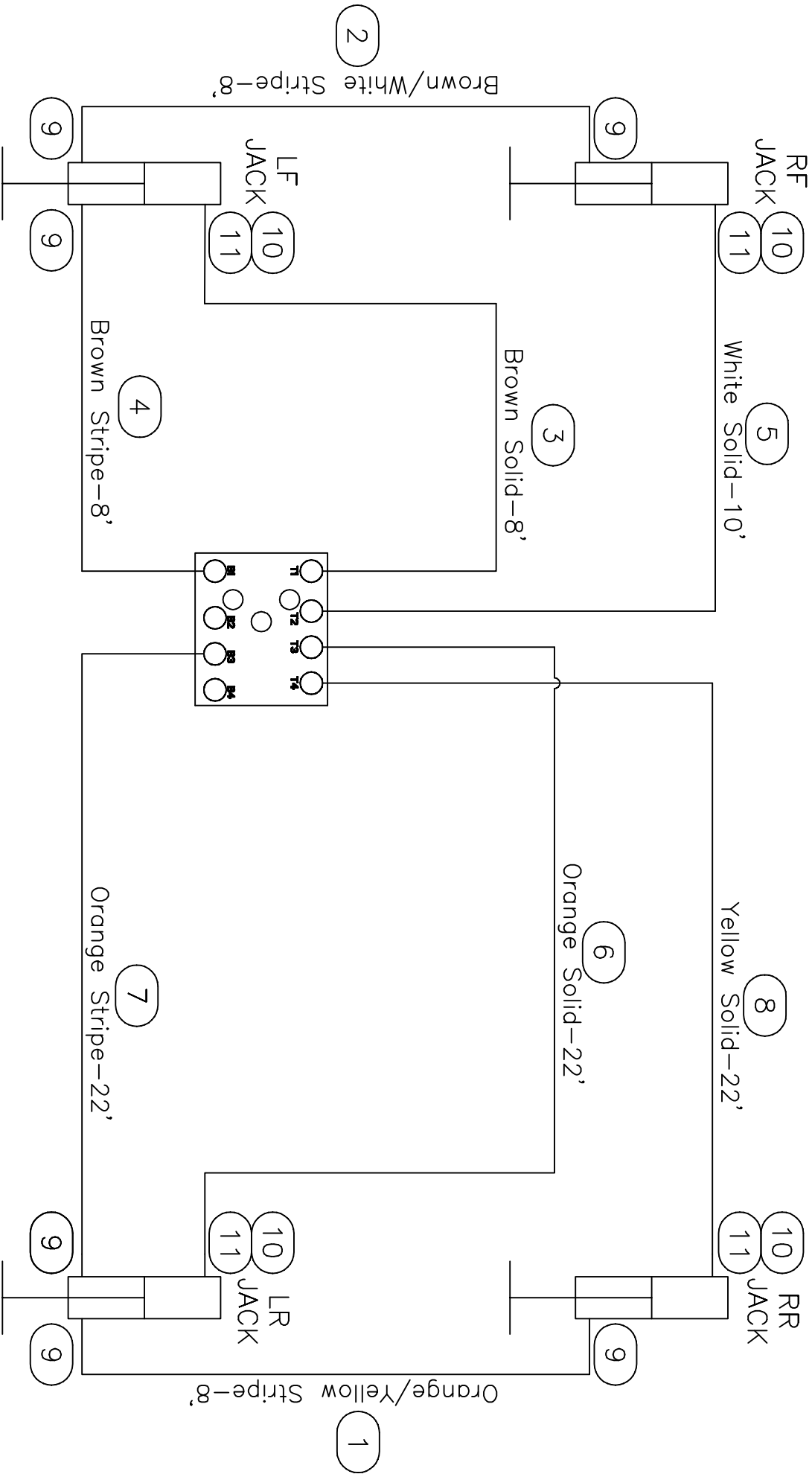
REQUIRED JACK FITTINGS

ITEM	PART#	DESCRIPTION	QUAN
9	1124	FITTING-#4 JIC X #4 OR MALE 90	6
10	1190	FITTING-#4 X #4 JIC SWIVEL 90	4
11	1403	FITTING-RESTRICTOR #6 X #4-042 ORIFICE	4

		
1124 FITTING	1190 FITTING	1403 FITTING

**Warranty authorization must come directly from Equalizer Systems. (800) 846-9659.**

<b>Equalizer</b> 55169 COUNTRY ROAD 3 ELKHART, IN 46515	#	REVISIONS		BY:	DATE:	UNLESS OTHERWISE SPECIFIED: TOLERANCES: .XX ± 0.010 .X ± 0.020 ANG. ± 1/2"		TITLE	USED ON:			
	A	Changed all hose lengths due to pump location change		SJ	3/12/18	SIZE SCALE MATERIAL		RENEGADE HOSE CHART	FORD F550 CHASSIS			
	B	Changed orange solid and orange stripe from 20' to 22'		SJ	8/30/18	A		1:1	AS	NOTE D		
	C	Changed Brown Stripe and Solid to 8', White solid to 10'		SJ	9/6/18	DRW BY:		DATE:	PART NAME:			
NOTICE - This drawing, including principles of design, is the property of Doye Corporation, Elkhart, Indiana, with the agreement that it is not to be reproduced, copied, or loaned in any manner that may constitute a detriment directly or indirectly to Doye Corporation. Acceptance of this will be construed as an agreement of the above.						REMOVE ALL BURRS AND SHARP EDGES .015 MAX		AP'D BY	DATE:	PAGE: 1 OF 2	DWG. NO.: P70096	REV: C



55169 COUNTY ROAD 3 ELKHART, IN 46515		#	REVISIONS		BY:	DATE:	UNLESS OTHERWISE SPECIFIED:		TITLE		USED ON:	
		A	Changed all hose lengths due to pump location change		SJ	3/12/18	TOLERANCES:		RENEGADE HOSE CHART		FORD F550 CHASSIS	
		B	Changed orange solid and orange stripe from 20' to 22'		SJ	8/30/18	.XXX ± 0.010		SIZE SCALE MATERIAL			
		C	Changed Brown Stripe and Solid to 8', White solid to 10'		SJ	9/6/18	.XX ± 0.010		1:1 A S		NOTED	
							ANG. ± 1/2"		DATE:		PART NAME:	
							X: ± 0.030		1/25/18		HOSE KIT-RENEGADE 8237A	
							REMOVE ALL BURRS AND SHARP EDGES .015 MAX		APP'D BY		PAGE:	
									—		2 OF 2	
											DWG NO.: P700096	
											REV: C	

Warranty authorization must come directly from Equalizer Systems. (800) 846-9659.

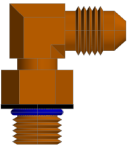
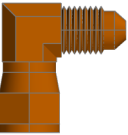
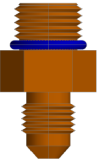
NOTICE – This drawing, including principles of design, is the property of Dye's Corporation, Elkhart, Indiana, with the agreement that it is not to be reproduced, copied, or loaned in any manner that may constitute a detriment directly or indirectly to Dye's Corporation. Acceptance of this will be construed as an agreement of the above.

70196 PARTS LIST

ITEM	PART#	DESCRIPTION	QUAN	COLOR CODE	LOCATION
1	2469	HOSE-14'	1	WHITE SOLID	PUMP PORT T2 TO TOP OF RF JACK
2	2469	HOSE-14'	1	WHITE STRIPE	PUMP PORT B2 TO BOTTOM OF RF JACK
3	2469	HOSE-14'	1	BROWN SOLID	PUMP PORT T1 TO TOP OF LF JACK
4	2469	HOSE-14'	1	BROWN STRIPE	PUMP PORT B1 TO BOTTOM OF LF JACK
5	2471	HOSE-16'	1	YELLOW SOLID	PUMP PORT T4 TO TOP OF RR JACK
6	2471	HOSE-16'	1	YELLOW STRIPE	PUMP PORT B4 TO TOP OF RR JACK
7	2473	HOSE-18'	1	ORANGE SOLID	PUMP PORT T3 TO TOP OF LR JACK
8	2473	HOSE-18'	1	ORANGE STRIPE	PUMP PORT B3 TO BOTTOM OF LR JACK

REQUIRED JACK FITTINGS

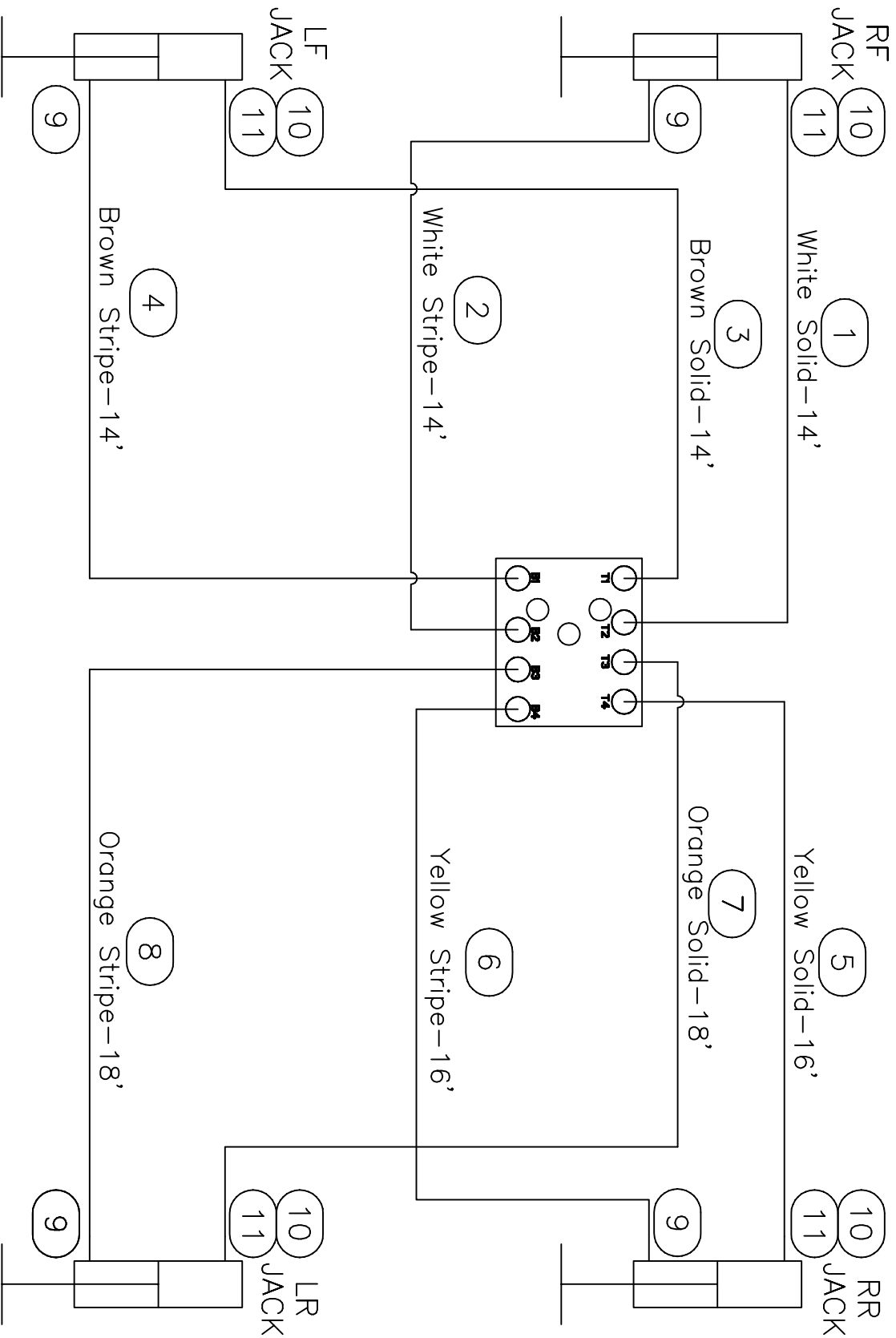
ITEM	PART#	DESCRIPTION	QUAN	
9	1124	FITTING-#4 JIC X #4 OR MALE 90	4	
10	1190	FITTING-#4 X #4 JIC SWIVEL 90	4	
11	1403	FITTING-RESTRICTOR #6 X #4-042 ORIFICE	4	

		
1124 FITTING	1190 FITTING	1403 FITTING

**Warranty authorization must come directly from Equalizer Systems. (800) 846-9659.**

<b>EQ</b> <small>SYSTEMS</small> 55169 COUNTY ROAD 3 ELKHART, IN 46514	#	REVISIONS		BY:	DATE:	<small>UNLESS OTHERWISE SPECIFIED:</small> TOLERANCES: XXX ± 0.010 XX ± 0.010 X ± 0.030 ANG. ± 1/2° REMOVE ALL BURRS AND SHARP EDGES .015 MAX		<small>TITLE</small> RENEGADE HOSE CHART <small>SIZE SCALE</small> 1"=1'-0" <small>DATE:</small> 11/2/21 <small>DRW BY:</small> SJ <small>APP'D BY:</small>		<small>USED ON:</small> VALLENCIA <small>PART NAME:</small> HOSE KIT-RENEGADE 8083A <small>PAGE:</small> 1 OF 2 <small>DWG NO.:</small> P70196 <small>REV:</small>	

NOTICE - This drawing, including principles of design, is the property of EQ United, Elkhart, Indiana, with the agreement that it is not to be reproduced, copied, or loaned in any manner that may constitute a detriment directly or indirectly to EQ United Corporation. Acceptance of this will be construed as an agreement of the above.



**Warranty authorization must come directly from Equalizer Systems. (800) 846-9659.**

<b>EQ</b> <small>SYSTEMS</small>	55169 COUNTY ROAD 3 ELKHART, IN 46514	#	REVISIONS		BY:	DATE:	UNLESS OTHERWISE SPECIFIED: TOLERANCES: .XXX ± 0.010 .XX ± 0.010 .X ± 0.030 ANG. ± 1/2" REMOVE ALL BURRS AND SHARP EDGES .015 MAX		TITLE RENEGADE HOSE CHART SIZE SCALE: 1"=10' DRAWN BY: SJ DATE: 11/2/21		USED ON: VALENCIA	NOTED PART NAME: HOSE KIT-RENEGADE 8083A PAGE: 2 OF 2 DWG NO.: P70196 REV: -	
	<p>NOTICE – This drawing, including principles of design, is the property of EQ United, Elkhart, Indiana, with the agreement that it is not to be reproduced, copied, or loaned in any manner that may constitute a detriment directly or indirectly to EQ United Corporation. Acceptance of this will be construed as an agreement of the above.</p>												

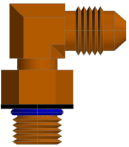
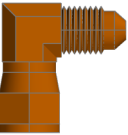
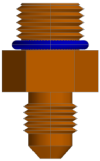


70197 PARTS LIST

ITEM	PART#	DESCRIPTION	QUAN	COLOR CODE	LOCATION
1	2465	HOSE-10'	1	WHITE SOLID	PUMP PORT T2 TO TOP OF RF JACK
2	2465	HOSE-10'	1	WHITE STRIPE	PUMP PORT B2 TO BOTTOM OF RF JACK
3	2467	HOSE-12'	1	BROWN SOLID	PUMP PORT T1 TO TOP OF LF JACK
4	2467	HOSE-12'	1	BROWN STRIPE	PUMP PORT B1 TO BOTTOM OF LF JACK
5	2475	HOSE-20'	1	YELLOW SOLID	PUMP PORT T4 TO TOP OF RR JACK
6	2475	HOSE-20'	1	YELLOW STRIPE	PUMP PORT B4 TO TOP OF RR JACK
7	2476	HOSE-22'	1	ORANGE SOLID	PUMP PORT T3 TO TOP OF LR JACK
8	2476	HOSE-22'	1	ORANGE STRIPE	PUMP PORT B3 TO BOTTOM OF LR JACK

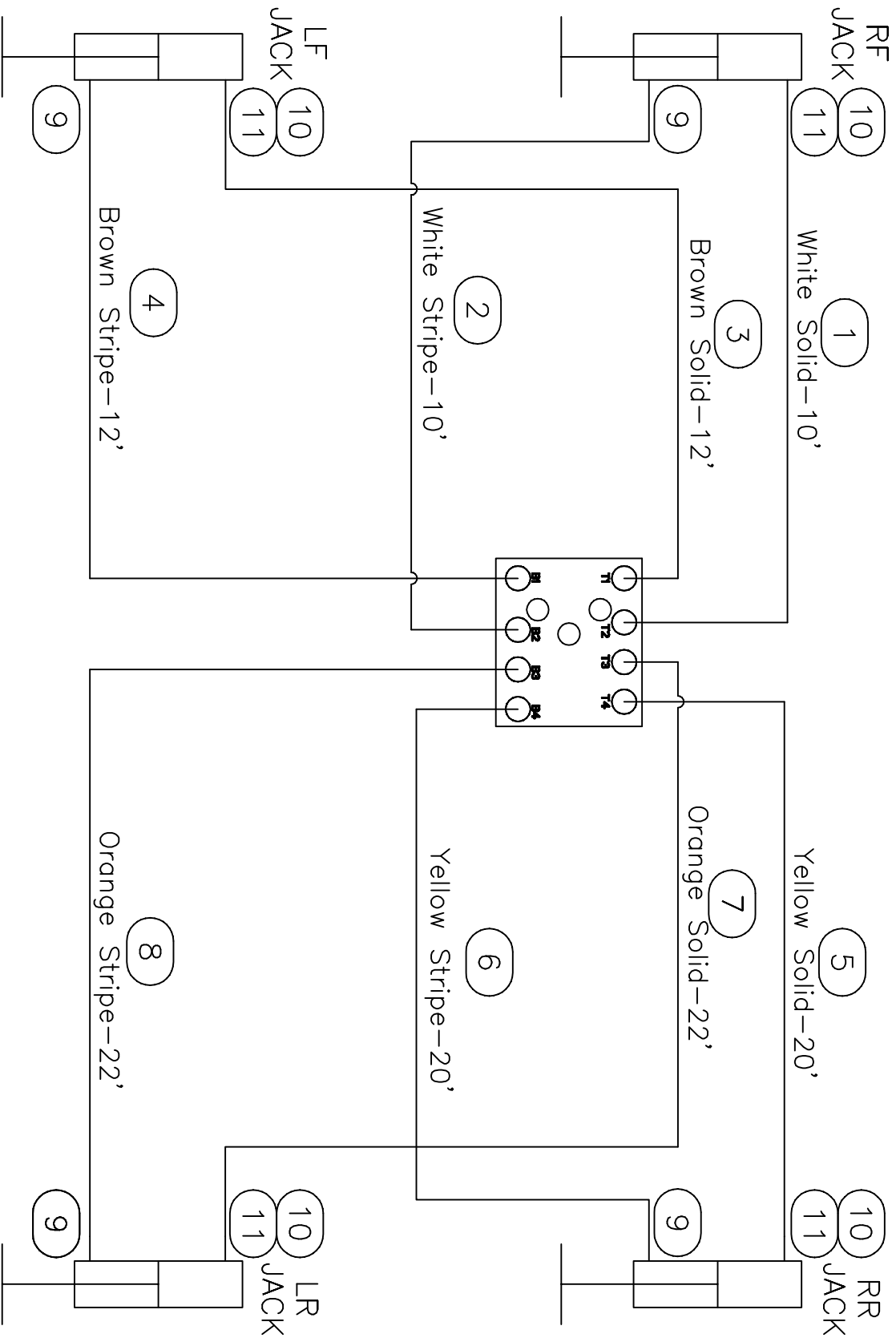
REQUIRED JACK FITTINGS

ITEM	PART#	DESCRIPTION	QUAN	
9	1124	FITTING-#4 JIC X #4 OR MALE 90	4	
10	1190	FITTING-#4 X #4 JIC SWIVEL 90	4	
11	1403	FITTING-RESTRICTOR #6 X #4-042 ORIFICE	4	

		
1124 FITTING	1190 FITTING	1403 FITTING

**Warranty authorization must come directly from Equalizer Systems. (800) 846-9659.**

EQ SYSTEMS	55169 COUNTY ROAD 3 ELKHART, IN 46514	#	REVISIONS		BY:	DATE:	UNLESS OTHERWISE SPECIFIED: TOLERANCES: .XXX ± 0.010 .XX ± 0.010 .X ± 0.030 ANG. ± 1/2° REMOVE ALL BURRS AND SHARP EDGES .015 MAX		TITLE RENEGADE HOSE CHART	USED ON: VERONA & VERONA LE		
	NOTICE - This drawing, including principles of design, is the property of EQ United, Elkhart, Indiana, with the agreement that it is not to be reproduced, copied, or loaned in any manner that may constitute a detriment directly or indirectly to EQ United Corporation. Acceptance of this will be construed as an agreement of the above.								SIZE SCALE MATERIAL A 1:1 A S	DATE: 11/2/21	PART NAME: HOSE KIT-RENEGADE 8609A	
									DRW BY: SJ	DATE: 11/2/21	PAGE: 1 OF 2	REV: P70197



**Warranty authorization must come directly from Equalizer Systems. (800) 846-9659.**

<b>EQ</b> <small>SYSTEMS</small>	55169 COUNTY ROAD 3 ELKHART, IN 46514	#	REVISIONS		BY:	DATE:	UNLESS OTHERWISE SPECIFIED: TOLERANCES: .XXX ± 0.010 .XX ± 0.010 .X ± 0.030 ANG. ± 1/2" REMOVE ALL BURRS AND SHARP EDGES .015 MAX		TITLE RENEGADE HOSE CHART SIZE SCALE MATERIAL A 1:1 A S DRW BY: DATE: 11/2/21 S J APPD BY: DATE:		USED ON: VERONA & VERONA LE
										NOTED PART NAME: HOSE KIT-RENEGADE 8609A PAGE: 2 OF 2 DWG NO.: P70197 REV:	


NOTICE - This drawing, including principles of design, is the property of EQ United, Elkhart, Indiana, with the agreement that it is not to be reproduced, copied, or loaned in any manner that may constitute a detriment directly or indirectly to EQ United Corporation. Acceptance of this will be construed as an agreement of the above.

70213 PARTS LIST

ITEM	PART#	DESCRIPTION	QUAN	COLOR CODE	LOCATION
1	2469	HOSE-14'	1	WHITE SOLID	PUMP PORT T2 TO TOP OF RF JACK
2	2469	HOSE-14'	1	WHITE STRIPE	PUMP PORT B2 TO BOTTOM OF RF JACK
3	2471	HOSE-16'	1	BROWN SOLID	PUMP PORT T1 TO TOP OF LF JACK
4	2471	HOSE-16'	1	BROWN STRIPE	PUMP PORT B1 TO BOTTOM OF LF JACK
5	2475	HOSE-20'	1	YELLOW SOLID	PUMP PORT T4 TO TOP OF RR JACK
6	2475	HOSE-20'	1	YELLOW STRIPE	PUMP PORT B4 TO TOP OF RR JACK
7	2476	HOSE-22'	1	ORANGE SOLID	PUMP PORT T3 TO TOP OF LR JACK
8	2476	HOSE-22'	1	ORANGE STRIPE	PUMP PORT B3 TO BOTTOM OF LR JACK

REQUIRED JACK FITTINGS

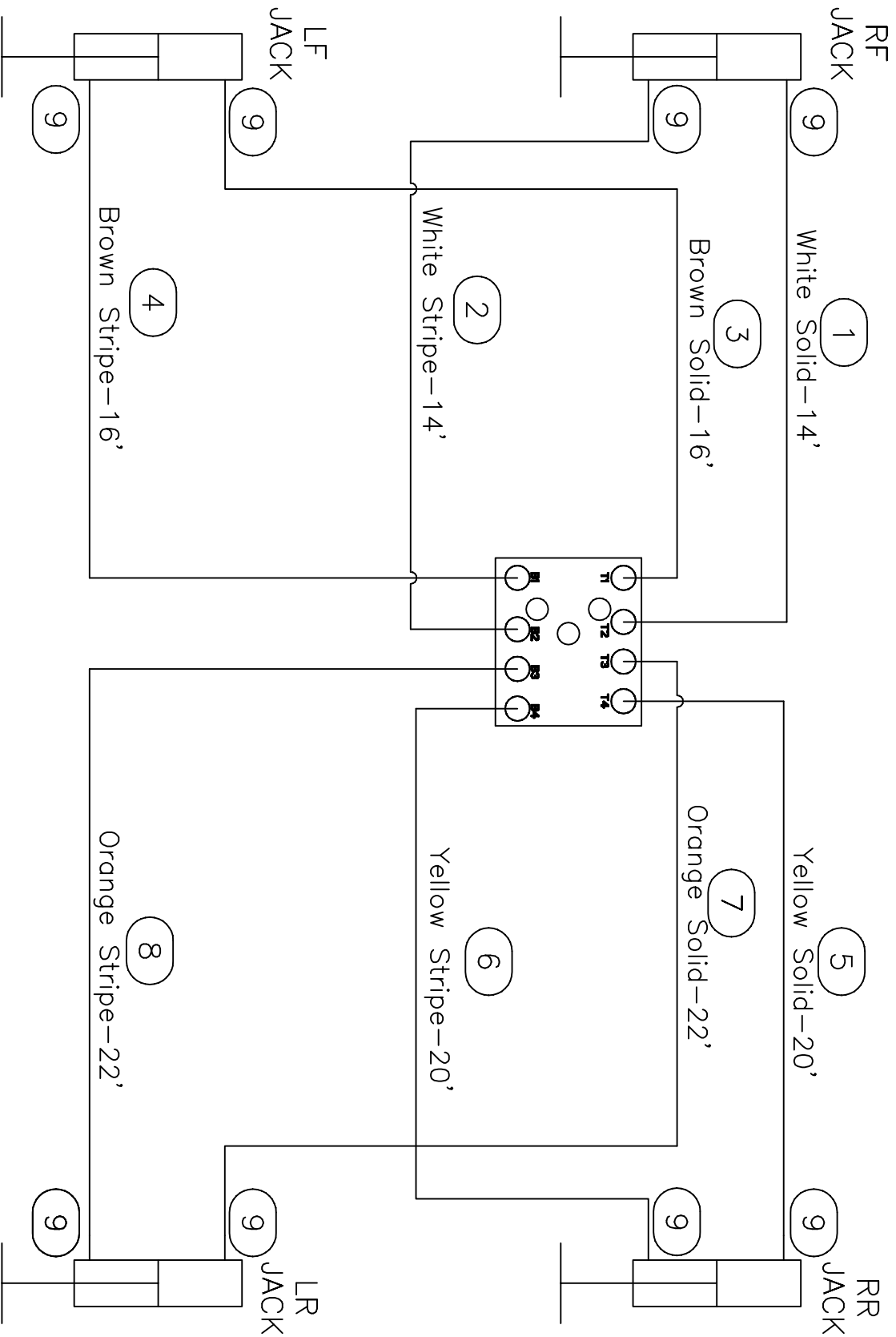
ITEM	PART#	DESCRIPTION	QUAN	
9	1190	FITTING-#4 X #4 JIC SWIVEL 90	8	



1190 FITTING

**Warranty authorization must come directly from Equalizer Systems. (800) 846-9659.**

<b>EQ</b> SYSTEMS	55169 COUNTY ROAD 3 ELKHART, IN 46514	#	REVISIONS		BY:	DATE:	UNLESS OTHERWISE SPECIFIED: TOLERANCES: .XXX ± 0.010 .XX ± 0.010 .X ± 0.030 ANG. ± 1/2° REMOVE ALL BURRS AND SHARP EDGES .015 MAX	TITLE	RENEGADE HOSE CHART	USED ON: RENEGADE EXPLORER		
								SIZE SCALE MATERIAL A 1:1 A S	NOTE D			
NOTICE - This drawing, including principles of design, is the property of EQ United, Elkhart, Indiana, with the agreement that it is not to be reproduced, copied, or loaned in any manner that may constitute a detriment directly or indirectly to EQ United Corporation. Acceptance of this will be construed as an agreement of the above.								DRW BY: SJ	DATE: 11/2/21	PART NAME: HOSE KIT-8143RENA		
								APP'D BY: -		PAGE: 1 OF 2	DWG NO.: P70213	REV: -

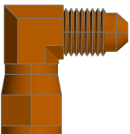


**Warranty authorization must come directly from Equalizer Systems. (800) 846-9659.**

<b>EQ</b> <small>SYSTEMS</small>	55169 COUNTY ROAD 3 ELKHART, IN 46514	#	REVISIONS		BY:	DATE:	UNLESS OTHERWISE SPECIFIED: TOLERANCES: .XXX ± 0.010 .XX ± 0.010 .X ± 0.030 ANG. ± 1/2" REMOVE ALL BURRS AND SHARP EDGES .015 MAX		TITLE RENEGADE HOSE CHART SIZE SCALE MATERIAL A 1:1 A S DRW BY: DATE: 11/2/21 S J		USED ON: RENEGADE EXPLORER	NOTED PART NAME: HOSE KIT-8143RENA PAGE: 2 OF 2 DWG NO.: P70213 REV: -	
	<p>NOTICE - This drawing, including principles of design, is the property of EQ United, Elkhart, Indiana, with the agreement that it is not to be reproduced, copied, or loaned in any manner that may constitute a detriment directly or indirectly to EQ United Corporation. Acceptance of this will be construed as an agreement of the above.</p>												

ITEM	PART#	DESCRIPTION	QUAN	COLOR CODE	LOCATION
1	2471	HOSE-16'	1	WHITE SOLID	PUMP PORT T2 TO TOP OF RF JACK
2	2471	HOSE-16'	1	WHITE STRIPE	PUMP PORT B2 TO BOTTOM OF RF JACK
3	2473	HOSE-18'	1	BROWN SOLID	PUMP PORT T1 TO TOP OF LF JACK
4	2473	HOSE-18'	1	BROWN STRIPE	PUMP PORT B1 TO BOTTOM OF LF JACK
5	2473	HOSE-18'	1	YELLOW SOLID	PUMP PORT T4 TO TOP OF RR JACK
6	2473	HOSE-18'	1	YELLOW STRIPE	PUMP PORT B4 TO TOP OF RR JACK
7	2473	HOSE-18'	1	ORANGE SOLID	PUMP PORT T3 TO TOP OF LR JACK
8	2473	HOSE-18'	1	ORANGE STRIPE	PUMP PORT B3 TO BOTTOM OF LR JACK

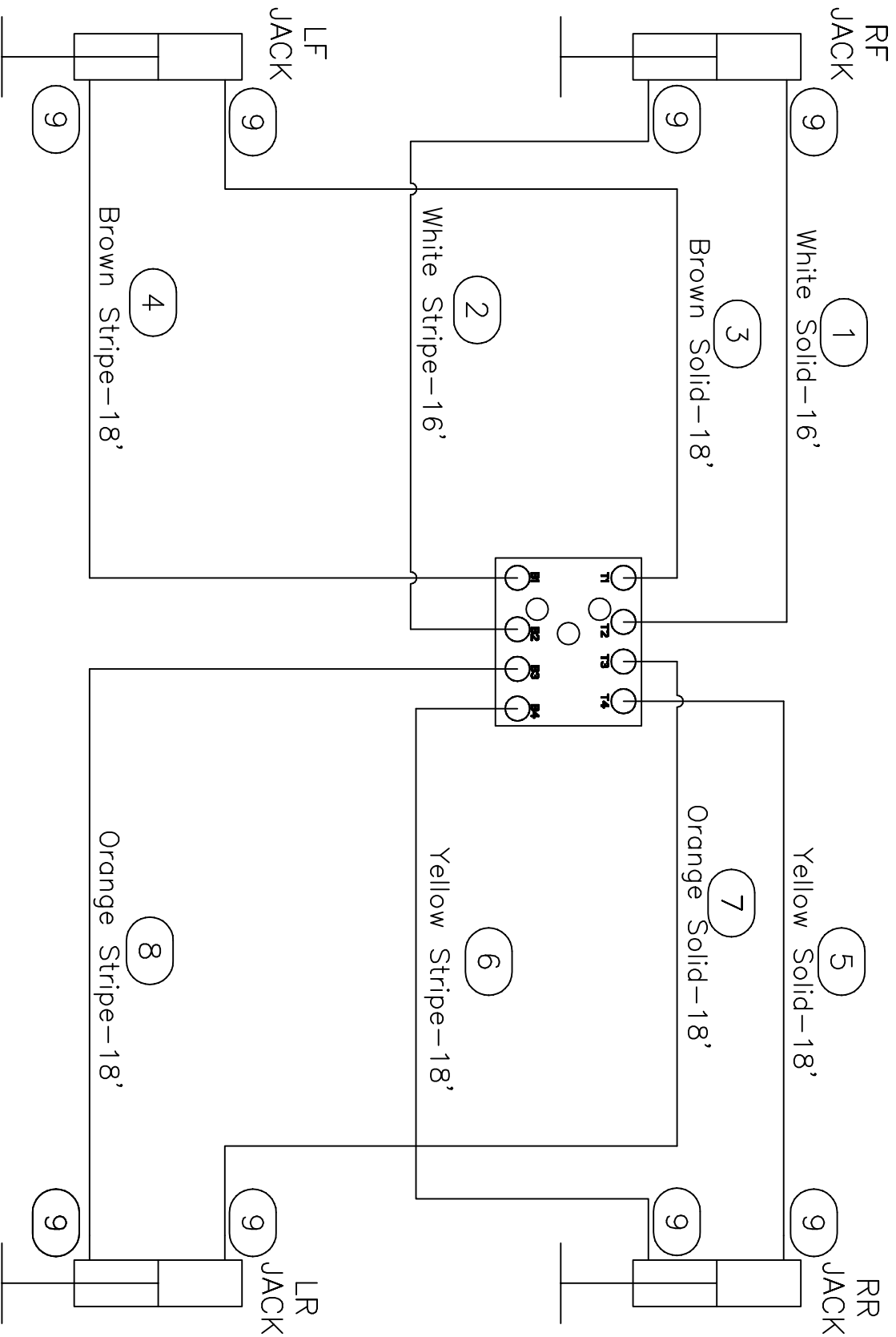
ITEM	PART #	DESCRIPTION	QUAN
9	1190	FITTING-#4 X #4 JIC SWIVEL 90	8



1 1/2" FITTING

# 1190 FITTING

<b>EQ</b> <small>SYSTEMS</small>	55169 COUNTY ROAD 3 ELKHART, IN 46514		#	REVISIONS	BY:	DATE:	UNLESS OTHERWISE SPECIFIED: TOLERANCES: .XXX ± 0.010 .XX ± 0.010 .X ± 0.030 ANG. ± 1/2° REMOVE ALL BURS AND SHARP EDGES .015 MAX	TITLE		USED ON:
								RENEGADE HOSE CHART		RENEGADE XL
								SIZE SCALE MATERIAL		
								A 1: 1 AS		NOTED
								DRW BY: DATE:	PART NAME:	
NOTICE - This drawing, including principles of design, is the property of EQ United, Elkhart, Indiana, with the agreement that it is not to be reproduced, copied, or loaned in any manner that may constitute a detriment directly or indirectly to EQ United Corporation. Acceptance of this will be construed as an agreement of the above.								11/2/21 HOSE KIT-8144RENA 1 OF 2 P70214 REV:		



**Warranty authorization must come directly from Equalizer Systems. (800) 846-9659.**

<b>EQ</b> <small>SYSTEMS</small>	55169 COUNTY ROAD 3 ELKHART, IN 46514	#	REVISIONS		BY:	DATE:	UNLESS OTHERWISE SPECIFIED: TOLERANCES: .XXX ± 0.010 .XX ± 0.010 .X ± 0.030 ANG. ± 1/2" REMOVE ALL BURRS AND SHARP EDGES .015 MAX		TITLE RENEGADE HOSE CHART SIZE SCALE MATERIAL A 1:1 A S DRW BY: DATE: 11/2/21 S J APPD BY: DATE:		USED ON: RENEGADE XL	NOTE D PART NAME: HOSE KIT—8144RENA PAGE: 2 OF 2 DWG NO.: P70214 REV: —	
	<p>NOTICE – This drawing, including principles of design, is the property of EQ United, Elkhart, Indiana, with the agreement that it is not to be reproduced, copied, or loaned in any manner that may constitute a detriment directly or indirectly to EQ United Corporation. Acceptance of this will be construed as an agreement of the above.</p>												



6133-30 PUMP TO CONTROL PANEL HARNESS

7948KS PUMP

CHASSIS INTERFACE CONNECTIONS

INPUT. IGNITION FROM COACH. 12V+ WHEN IGN ON. PINK-BLUNT  
INPUT. FROM COACH. 12V- WHEN PARK BRAKE ON. BLK/YEL-BLUNT

PIN#	AGE	COLOR
1	18	ORANGE
2	18	WHITE
3	18	BLUE
4	18	YELLOW
5	18	BROWN
6	18	GREEN
7		
8		
9	18	YELLOW/BLACK

PIN#	AGE	COLOR
1	18	ORANGE
2	18	WHITE
3	16	DARK BLUE
4	18	YELLOW
5	18	BROWN
6	16	DARK GREEN
7		
8		
9	18	YELLOW/BLACK

INPUT. 12V+ TO LEFT REAR VALVE COIL  
INPUT. 12V+ TO RIGHT FRONT VALVE COIL  
INPUT. 12V+ TO MOTOR EXTEND SOLENOID  
INPUT. 12V+ TO RIGHT REAR VALVE COIL  
INPUT. 12V+ TO LEFT FRONT VALVE COIL  
INPUT. 12V+ TO MOTOR RETRACT SOLENOID  
PRESSURE SW 12V+ OUTPUT

3197SC SMART LEVEL CONTROL PANEL

INPUT 12V+ FROM PUMP (MINIMUM 10.5V)  
INPUT 12V+ FROM PUMP (MINIMUM 10.5V)  
INPUT GND FROM PUMP

PIN#	AGE	COLOR
1	16	RED
2	16	RED
3	16	BLACK

INPUT. PARK BRAKE GND. SEE NOTES  
INPUT. 12V+ WHEN IGN ON

PIN#	AGE	COLOR
1		
2	18	BLACK/YELLOW
3	18	PINK
4	18	YELLOW/BLACK
5		
6	18	GREEN
7		

OUTPUT 12V+ TO PUMP RETRACT

OUTPUT 12V+ TO PUMP VALVE RR  
OUTPUT 12V+ TO PUMP VALVE LR  
OUTPUT 12V+ TO PUMP VALVE RF  
OUTPUT 12V+ TO PUMP VALVE LF  
OUTPUT 12V+ TO PUMP EXTEND

PIN#	AGE	COLOR
8	18	YELLOW
9	18	ORANGE
10	18	WHITE
11	18	BROWN
12	18	BLUE

+5V SUPPLY  
GROUND  
SERIAL DATA  
SERIAL CLOCK

PIN#	AGE	COLOR
1	18	RED
2	18	BLACK
3	18	TAN
4	18	GRAY

OPTIONAL REMOTE  
SENSOR CABLE

CAN HIGH  
CAN LOW  
CAN HIGH  
CAN LOW

PIN#	AGE	COLOR
1	-	-
2	-	-
PIN#	AGE	COLOR
1	-	-
2	-	-

CUSTOMER PROVIDED RV-C CAN CONNECTION. THESE ARE  
CONNECTED PARALLEL AND EITHER OR BOTH MAY BE USED.  
TYPICALLY THE SECOND CONNECTOR WOULD BE USED TO CONTINUE  
THE CAN BUS ONTO ANOTHER UNIT OR TO PLACE A TERMINATING  
RESISTOR IF THE UNIT IS AT THE END OF THE LINE.

6572C HARNESS

PIN#	AGE	COLOR
B	12	BLACK
A	12	RED

GROUND FROM CHASSIS  
12V+ YELLOW (20A FUSE)

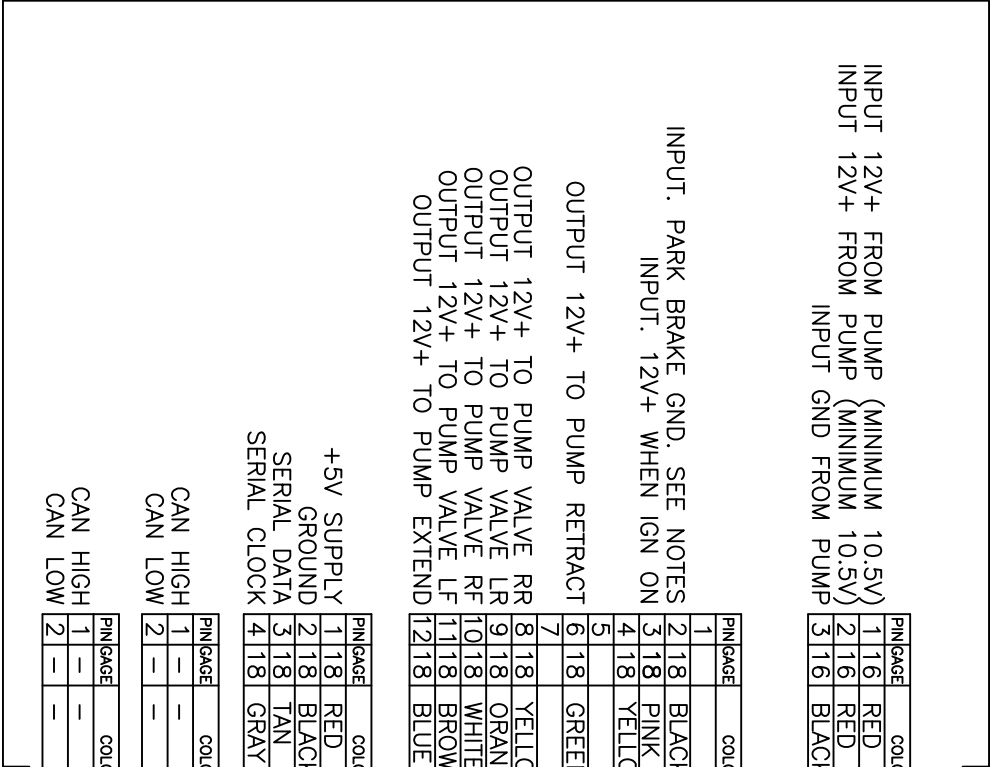
EQUALIZER SYSTEMS  
MAIN 12V POWER  
INPUT. FROM PUMP  
MOTOR SOLENOID  
AND CHASSIS  
BATTERIES.

GROUND INPUT  
FROM CHASSIS  
CONNECTED TO STUD  
ON SIDE OF PUMP

NOTES:

THE 12V POWER SOURCE MUST NOT DROP BELOW  
10.5 VOLTS MEASURED AT THE YELLOW FUSE WIRE  
ON THE PUMP OR THE PUMP VALVE COIL BEING  
ENERGIZED WITH THE METER GROUND ON THE PUMP  
CASE GROUND.

THE PARK BRAKE INPUT TO THE LEVEL  
CONTROLLER ARE GROUND INPUTS. IT IS PULLED  
HIGH TO 12V INTERNALLY THROUGH A RESISTOR.  
IT IS LOOKING FOR AN ACTIVE LOW INPUT  
SIGNAL. WHEN THE PARK BRAKE IS ON, IT'S  
SENDING A GROUND TO THE PARK BRAKE INPUT  
OF THE LEVEL CONTROLLER.



Equalizer

55169 COUNTY ROAD 3  
ELKHART, IN 46515

#

REVISIONS

BY:

DATE:

UNLESS OTHERWISE  
SPECIFIED:  
TOLERANCES:

TITLE

EQ SMART LEVEL SCHEMATIC

USED ON:

RENEGADE-VERACRUZ

SIZE SCALE SYSTEMS

DRW BY: DATE:

SJ 7/5/22

PART NAME:

8237D WIRING SCHEMATIC

REMOVE ALL BURRS AND  
SHARP EDGES .015 MAX

PAGE: 1 OF 1

DWG NO.: 8237D

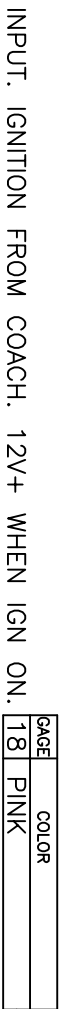
REV: -

NOTICE - This drawing, including principles of design, is the  
property of Days Corporation, Elkhart, Indiana, with the  
agreement that it is not to be reproduced, copied, or loaned  
in any manner that may constitute a detriment directly or  
indirectly to Days Corporation. Acceptance of this will be  
construed as an agreement of the above.



6171-30 PUMP TO CONTROL PANEL HARNESS

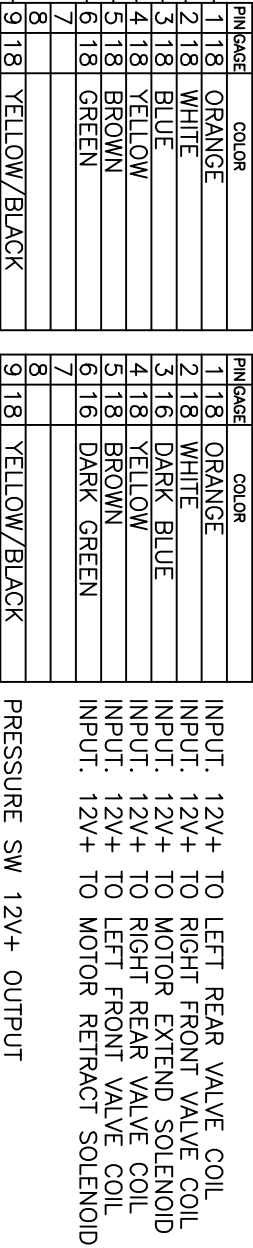
CHASSIS INTERFACE CONNECTIONS



INPUT. IGNITION FROM COACH. 12V+ WHEN IGN ON.

70036KS PUMP

6910 HARNESS



6572C HARNESS



3197SC SMART LEVEL CONTROL PANEL



INPUT. PARK BRAKE GND. SEE NOTES  
INPUT. 12V+ WHEN IGN ON

OUTPUT 12V+ TO PUMP RETRACT

OUTPUT 12V+ TO PUMP VALVE RR  
OUTPUT 12V+ TO PUMP VALVE LR  
OUTPUT 12V+ TO PUMP VALVE RF  
OUTPUT 12V+ TO PUMP VALVE LF  
OUTPUT 12V+ TO PUMP EXTEND



OPTIONAL REMOTE  
SENSOR CABLE

EQUALIZER SYSTEMS  
MAIN 12V POWER  
INPUT. FROM PUMP  
MOTOR SOLENOID  
AND CHASSIS  
BATTERIES.

GROUND INPUT  
FROM CHASSIS  
CONNECTED TO STUD  
ON SIDE OF PUMP

NOTES:

THE 12V POWER SOURCE MUST NOT DROP BELOW 10.5 VOLTS MEASURED AT THE YELLOW FUSE WIRE ON THE PUMP OR THE PUMP VALVE COIL BEING ENERGIZED WITH THE METER GROUND ON THE PUMP CASE GROUND.

THE PARK BRAKE INPUT TO THE LEVEL CONTROLLER ARE GROUND INPUTS. IT IS PULLED HIGH TO 12V INTERNALLY THROUGH A RESISTOR. IT IS LOOKING FOR AN ACTIVE LOW INPUT SIGNAL. WHEN THE PARK BRAKE IS ON, IT'S SENDING A GROUND TO THE PARK BRAKE INPUT OF THE LEVEL CONTROLLER.

55169 COUNTY ROAD 3  
ELKHART, IN 46515

Equalizer

REVISIONS

BY: DATE:

UNLESS OTHERWISE SPECIFIED:  
TOLERANCES:

TITLE  
EQ SMART LEVEL SCHEMATIC

USED ON:  
RENEGADE-VALENCIA

SIZE SCALE SYSTEMS

DRW BY: DATE: 11/15/21

PART NAME: 8083B WIRING SCHEMATIC

PAGE: 1 OF 1 DWG NO.: 8083B REV: -

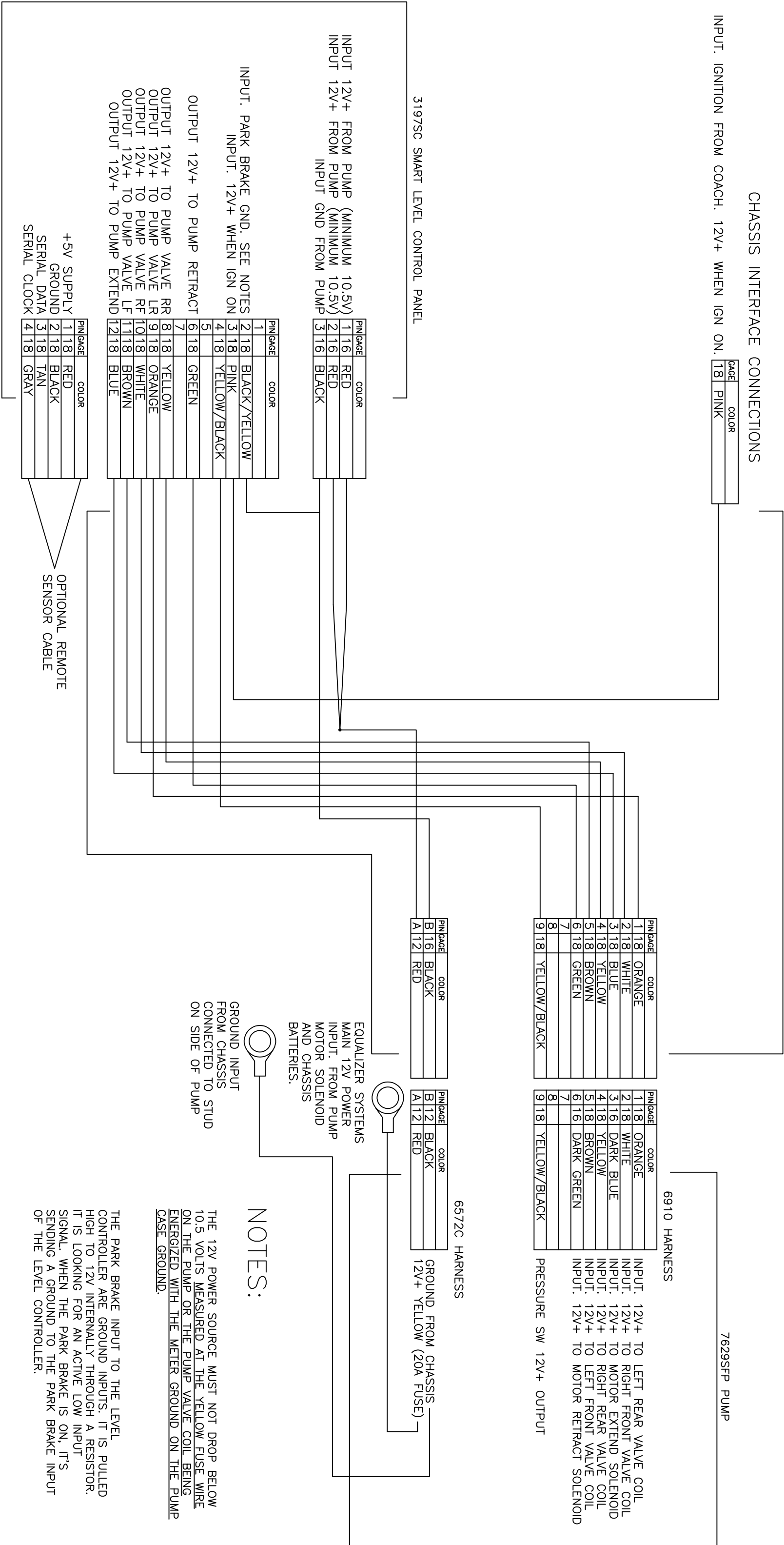
NOTICE - This drawing, including principles of design, is the property of Days Corporation, Elkhart, Indiana, with the agreement that it is not to be reproduced, copied, or loaned in any manner that may constitute a detriment directly or indirectly to Days Corporation. Acceptance of this will be construed as an agreement of the above.

## 6171-30 PUMP TO CONTROL PANEL HARNESS

# CHASSIS INTERFACE CONNECTIONS

INPUT. IGNITION FROM COACH. 12V+ WHEN IGN ON.

GAGE	COLOR
18	PINK



## NOTES:

GROUND INPUT  
FROM CHASSIS  
CONNECTED TO STUD  
ON SIDE OF PUMP

THE 12V POWER SOURCE MUST NOT DROP BELOW 10.5 VOLTS MEASURED AT THE YELLOW FUSE WIRE ON THE PUMP OR THE PUMP VALVE COIL BEING ENERGIZED WITH THE METER GROUND ON THE PUMP CASE GROUND.

THE PARK BRAKE INPUT TO THE LEVEL CONTROLLER ARE GROUND INPUTS. IT IS PULLED HIGH TO 12V INTERNALLY THROUGH A RESISTOR. IT IS LOOKING FOR AN ACTIVE LOW INPUT SIGNAL. WHEN THE PARK BRAKE IS ON, IT'S SENDING A GROUND TO THE PARK BRAKE INPUT OF THE LEVEL CONTROLLER.

*Equalizer*  
55169 COUNTY ROAD 3  
ELKHART, IN 46515

**NOTICE** — his drawing, including principles of design, is the property of Days Corporation, Elkhart, Indiana, with the agreement that it is not to be reproduced, copied, or loaned in any manner that may constitute a detriment directly or indirectly to Days Corporation. Acceptance of this will be construed as an agreement of the above.

#	REVISIONS	BY:	DATE:	TITLE				USED ON:
				EQ SMART LEVEL SCHEMATIC				RENEGADE-VERONA, VERONA LE
				UNLESS OTHERWISE SPECIFIED:				
				TOLERANCES:				
				SIZE	SCALE	SYSTEMS		
				A	1: 1			
				DRW BY:	DATE:	PART NAME:		
				SJ	11/15/21	8609B WIRING SCHEMATIC		
				ANG. $\pm 1/2^\circ$				
				REMOVE ALL BURRS AND SHARP EDGES .015 MAX				
				APP'D BY	DATE:	PAGE:	DWG NO.:	REV
				—	—	1 OF 1	8609B	—

6133-15 PUMP TO CONTROL PANEL HARNESS

7982KS PUMP

CHASSIS INTERFACE CONNECTIONS

INPUT. IGNITION FROM COACH. 12V+ WHEN IGN ON. PINK-BLUNT  
INPUT. FROM COACH. 12V- WHEN PARK BRAKE ON. BLK/YEL-BLUNT

PIN#	AGE	COLOR
1	18	ORANGE
2	18	WHITE
3	18	BLUE
4	18	YELLOW
5	18	BROWN
6	18	GREEN
7		
8		
9	18	YELLOW/BLACK

PIN#	AGE	COLOR
1	18	ORANGE
2	18	WHITE
3	16	DARK BLUE
4	18	YELLOW
5	18	BROWN
6	16	DARK GREEN
7		
8		
9	18	YELLOW/BLACK

INPUT. 12V+ TO LEFT REAR VALVE COIL  
INPUT. 12V+ TO RIGHT FRONT VALVE COIL  
INPUT. 12V+ TO MOTOR EXTEND SOLENOID  
INPUT. 12V+ TO RIGHT REAR VALVE COIL  
INPUT. 12V+ TO LEFT FRONT VALVE COIL  
INPUT. 12V+ TO MOTOR RETRACT SOLENOID  
PRESSURE SW 12V+ OUTPUT

3197SC SMART LEVEL CONTROL PANEL

INPUT 12V+ FROM PUMP (MINIMUM 10.5V)  
INPUT 12V+ FROM PUMP (MINIMUM 10.5V)  
INPUT GND FROM PUMP

PIN#	AGE	COLOR
1	16	RED
2	16	RED
3	16	BLACK

INPUT. PARK BRAKE GND. SEE NOTES  
INPUT. 12V+ WHEN IGN ON

PIN#	AGE	COLOR
1		
2	18	BLACK/YELLOW
3	18	PINK
4	18	YELLOW/BLACK
5		
6	18	GREEN
7		

OUTPUT 12V+ TO PUMP RETRACT

OUTPUT 12V+ TO PUMP VALVE RR  
OUTPUT 12V+ TO PUMP VALVE LR  
OUTPUT 12V+ TO PUMP VALVE RF  
OUTPUT 12V+ TO PUMP VALVE LF  
OUTPUT 12V+ TO PUMP EXTEND

PIN#	AGE	COLOR
8	18	YELLOW
9	18	ORANGE
10	18	WHITE
11	18	BROWN
12	18	BLUE

+5V SUPPLY  
GROUND  
SERIAL DATA  
SERIAL CLOCK

PIN#	AGE	COLOR
1	18	RED
2	18	BLACK
3	18	TAN
4	18	GRAY

OPTIONAL REMOTE  
SENSOR CABLE

CAN HIGH  
CAN LOW  
CAN HIGH  
CAN LOW

PIN#	AGE	COLOR
1	-	-
2	-	-
PIN#	AGE	COLOR
1	-	-
2	-	-

CUSTOMER PROVIDED RV-C CAN CONNECTION. THESE ARE  
CONNECTED PARALLEL AND EITHER OR BOTH MAY BE USED.  
TYPICALLY THE SECOND CONNECTOR WOULD BE USED TO CONTINUE  
THE CAN BUS ONTO ANOTHER UNIT OR TO PLACE A TERMINATING  
RESISTOR IF THE UNIT IS AT THE END OF THE LINE.

6572C HARNESS

PIN#	AGE	COLOR
B	12	BLACK
A	12	RED

GROUND FROM CHASSIS  
12V+ YELLOW (20A FUSE)

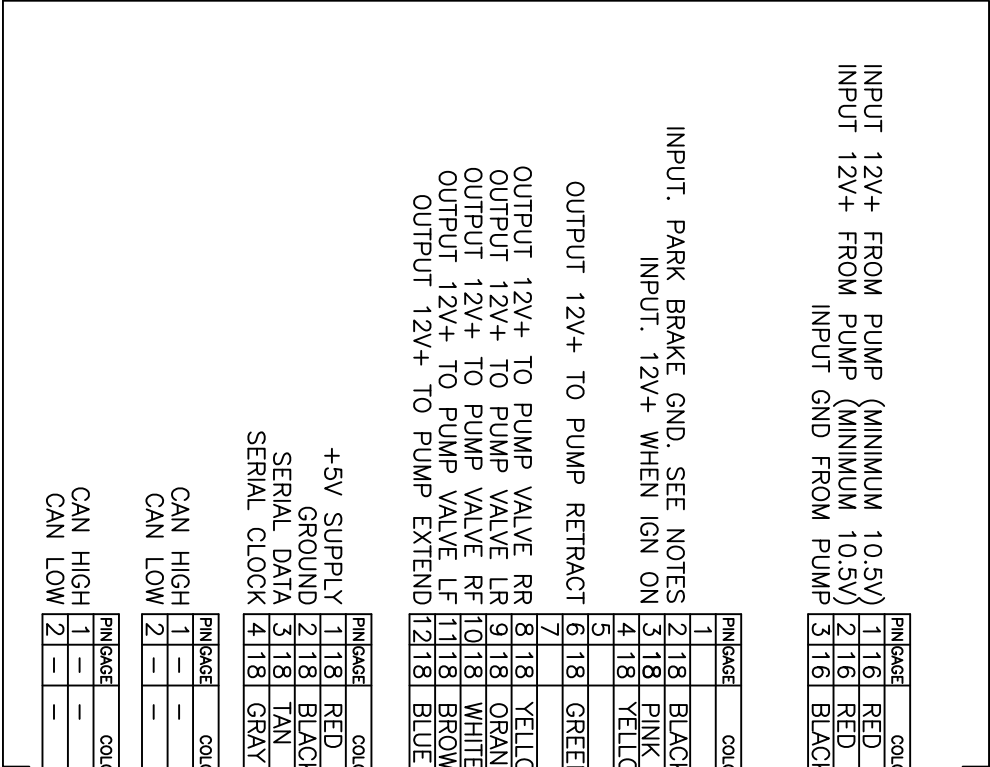
EQUALIZER SYSTEMS  
MAIN 12V POWER  
INPUT. FROM PUMP  
MOTOR SOLENOID  
AND CHASSIS  
BATTERIES.

GROUND INPUT  
FROM CHASSIS  
CONNECTED TO STUD  
ON SIDE OF PUMP

NOTES:

THE 12V POWER SOURCE MUST NOT DROP BELOW  
10.5 VOLTS MEASURED AT THE YELLOW FUSE WIRE  
ON THE PUMP OR THE PUMP VALVE COIL BEING  
ENERGIZED WITH THE METER GROUND ON THE PUMP  
CASE GROUND.

THE PARK BRAKE INPUT TO THE LEVEL  
CONTROLLER ARE GROUND INPUTS. IT IS PULLED  
HIGH TO 12V INTERNALLY THROUGH A RESISTOR.  
IT IS LOOKING FOR AN ACTIVE LOW INPUT  
SIGNAL. WHEN THE PARK BRAKE IS ON, IT'S  
SENDING A GROUND TO THE PARK BRAKE INPUT  
OF THE LEVEL CONTROLLER.



Equalizer

55169 COUNTY ROAD 3  
ELKHART, IN 46515

REVISIONS

BY: DATE:

UNLESS OTHERWISE  
SPECIFIED:  
TOLERANCES:

TITLE  
EQ SMART LEVEL SCHEMATIC

USED ON:  
RENEGADE-VIENNA

SIZE SCALE SYSTEMS

DRW BY: DATE:

SJ 7/5/22

APP'D BY DATE:

—

PART NAME:  
8757RENB WIRING SCHEMATIC

PAGE: 1 OF 1

DWG NO.: 8757RENB

REV: —

NOTICE – This drawing, including principles of design, is the  
property of Days Corporation, Elkhart, Indiana, with the  
agreement that it is not to be reproduced, copied, or loaned  
in any manner that may constitute a detriment directly or  
indirectly to Days Corporation. Acceptance of this will be  
construed as an agreement of the above.