



**EQ SMART-LEVEL**  
**NEWMAR SYSTEM BOOK**  
**2012-2022**

## TABLE OF CONTENTS

2012	Bay Star Sport and Bay Star	5
2013	Bay Start Sport and Bay Star	6
2013	Canyon Star	7
2014	Bay Star Sport and Bay Star	8
2014	Canyon Star	9
2014	Ventana LE-206" Wheel Base	10
2014	Ventana LE-228" Wheel Base	10
2014	Ventana LE-252" Wheel Base	11
2015	Bay Star Sport and Bay Star	12
2015	Canyon Star	13
2015	Ventana LE-206" Wheel Base	14
2015	Ventana LE-228" Wheel Base	14
2015	Ventana LE-252" Wheel Base	15
2016	Bay Star Sport and Bay Star	16
2016	Canyon Star	17
2016	Ventana LE-206" Wheel Base	18
2016	Ventana LE-240" Wheel Base	19
2016	Ventana LE-276" Wheel Base	20
2017	Bay Star Sport and Bay Star	21
2017	Canyon Star	22
2017	Ventana LE-206" Wheel Base	23
2017	Ventana LE-242" Wheel Base	24

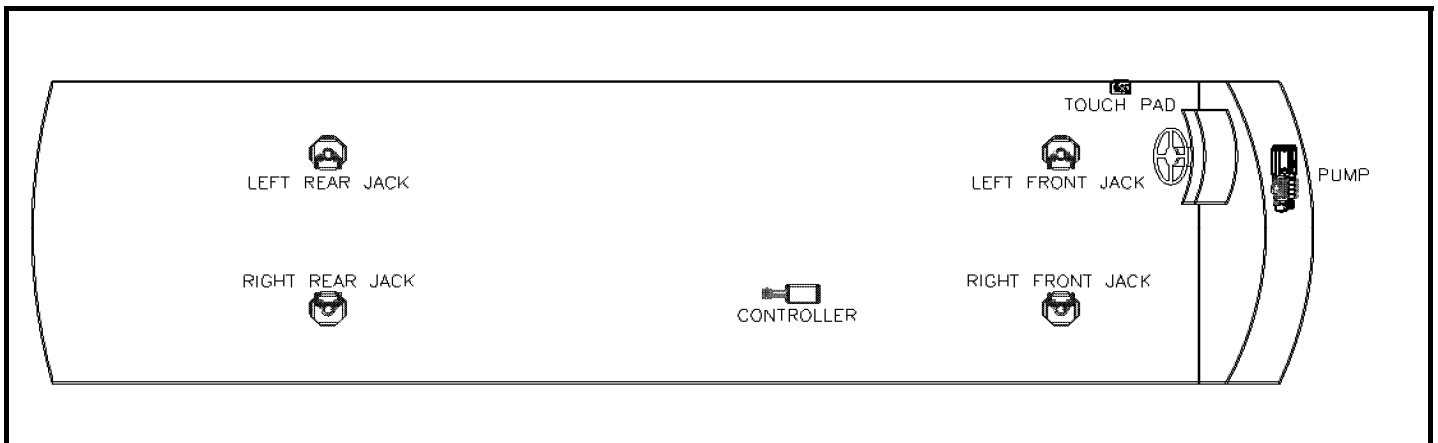
2017	Ventana LE-276" Wheel Base	25
2017	Ventana-206" Wheel Base	26
2017	Ventana-242" Wheel Base & 245" + Tag	27
2017	Ventana-281" Wheelbase + Tag	28
2018	Bay Star Sport and Bay Star	29
2018	Canyon Star	30
2018	Ventana LE-206" Wheel Base	31
2018	Ventana LE-242" Wheel Base	32
2018	Ventana LE-276" Wheel Base	33
2018	Ventana-206" Wheel Base	34
2018	Ventana-242" Wheel Base & 245" + Tag	35
2018	Ventana-281" Wheelbase + Tag	36
2019	Bay Star Sport and Bay Star	37
2019	Canyon Star	38
2019	Ventana LE-206" Wheel Base	39
2019	Ventana LE-242" Wheel Base	40
2019	Ventana LE-276" Wheel Base	41
2019	Ventana-206" Wheel Base	42
2019	Ventana-242" Wheel Base & 245" + Tag (FCCC)	43
2019	Ventana-242" Wheel Base & 245" + Tag (SPARTAN)	44
2019	Ventana-281" Wheelbase + Tag (FCCC)	45
2019	Ventana-281" Wheelbase + Tag (SPARTAN)	46
2020	Bay Star Sport and Bay Star	47
2020	Canyon Star	48

2020	Kountry Star-206" Wheel Base	49
2020	Kountry Star-242" Wheel Base	50
2020	Kountry Star-276" Wheel Base	51
2020	Ventana-206" Wheel Base	52
2020	Ventana-242" Wheel Base & 245" + Tag (FCCC)	53
2020	Ventana-242" Wheel Base & 245" + Tag (SPARTAN)	54
2020	Ventana-281" Wheelbase + Tag (FCCC)	55
2020	Ventana-281" Wheelbase + Tag (SPARTAN)	56
2021	Bay Star Sport and Bay Star	57
2021	Canyon Star	58
2021	Kountry Star-206" Wheel Base	59
2021	Kountry Star-242" Wheel Base	60
2021	Kountry Star-276" Wheel Base	61
2021	Ventana-206" Wheel Base (FCCC)	62
2021	Ventana-206" Wheel Base (SPARTAN)	63
2021	Ventana-242" Wheel Base & 245" + Tag (FCCC)	64
2021	Ventana-242" Wheel Base (SPARTAN)	65
2021	Ventana-245" Wheelbase + Tag (SPARTAN)	66
2021	Ventana-281" Wheelbase + Tag (FCCC)	67
2021	Ventana-281" Wheelbase + Tag (SPARTAN)	68
2022	Bay Star Sport and Bay Star	69
2022	Canyon Star	70
2022	Kountry Star-206" Wheel Base	71



2022	Kountry Star-242" Wheel Base	72
2022	Kountry Star-276" Wheel Base	73
2022	Ventana-206" Wheel Base (FCCC)	74
2022	Ventana-206" Wheel Base (SPARTAN)	75
2022	Ventana-242" Wheel Base & 245" + Tag (FCCC)	76
2022	Ventana-242" Wheel Base (SPARTAN)	77
2022	Ventana-245" Wheelbase + Tag (SPARTAN)	78
2022	Ventana-281" Wheelbase + Tag (FCCC)	79
2022	Ventana-281" Wheelbase + Tag (SPARTAN)	80
Pump Drawings	(7770, 7770KS, 7837, 7837KS, 7948KS)	81-104
Jack Drawings	( 7214, 7636, 7835, 7835A, 7850, 7850A, 7851, 7851A, 7852, 7852A, 7965, 7965A, 70119, 70266)	105-146
Hose Kits	(7762, 7791, 7838, 7839, 7964, 70264)	147-158
Electrical Schematics	(8282-A/8612, 8582B-C/8612A-B, 8582D/8612C, 8282/8311/8642/8643/8749, 8244A/8245A/8282A/8311A/8642A/8643A/8749A, 8582F/8612E, 8846, 8244B/8245B/8282B/8311B/8642B/8543B/8749B)	159-166
Purging Instructions		167-168

**MY2012 BAY STAR SPORT 2702, 2901, 3010, 3310  
MY2012 BAY STAR 2702, 2901, 3002, 3302, 3305, 3310  
OPTIONAL ON ALL FLOOR PLANS LISTED**



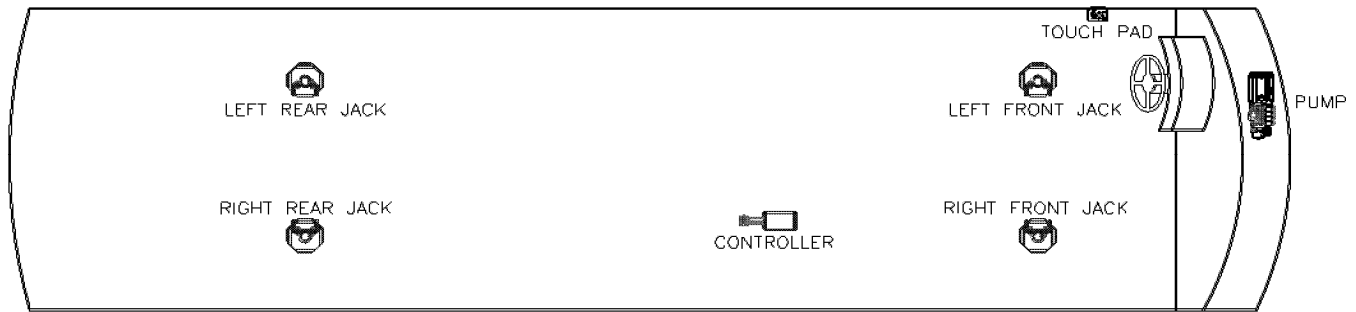
**Notes:**


Item, Length	Description / Location	Qty	Color	Equalizer Part No.
Kit	(Items listed below)	1		8582
Pump	4-Function, Jacks	1		7770
Jack	7,500 lbs, 15" Stroke	4		7636
Touch Pad	Located to the left of the drivers seat	1		3012
AL Controller	Attached to bottom of structure	1		3055
Harness	Connects Pump, Controller, & Touch Pad	1		6918
Hose Kit	Complete Set of Hoses	1		7762
Hose, 6'	Pump to Jack, Left Front Top	1	Brown Solid	2461
Hose, 8'	Pump to Jack, Left Front Bottom	1	Brown Stripe	2463
Hose, 8'	Pump to Jack, Right Front Top	1	White Solid	2463
Hose, 8'	LR Jack Bottom to RR Jack Bottom	1	Orange/Yellow Stripe	2463
Hose, 10'	LF Jack Bottom to RF Jack Bottom	1	Brown/White Stripe	2465
Hose, 30'	Pump to Jack, Left Rear Top	1	Orange Solid	2527
Hose, 30'	Pump to Jack, Right Rear Top	1	Yellow Solid	2527
Hose, 32'	Pump to Jack, Right Rear Bottom	1	Yellow Stripe	2482

**Options**


**Revisions**


MY2013 BAY STAR SPORT 2702, 2901, 3209, 3310-OPTIONAL ON ALL FLOOR PLANS LISTED  
MY2013 BAY STAR 2901, 3002, 3012, 3209, 3302, 3305-STANDARD ON ALL BAY STAR FLOOR PLANS LISTED



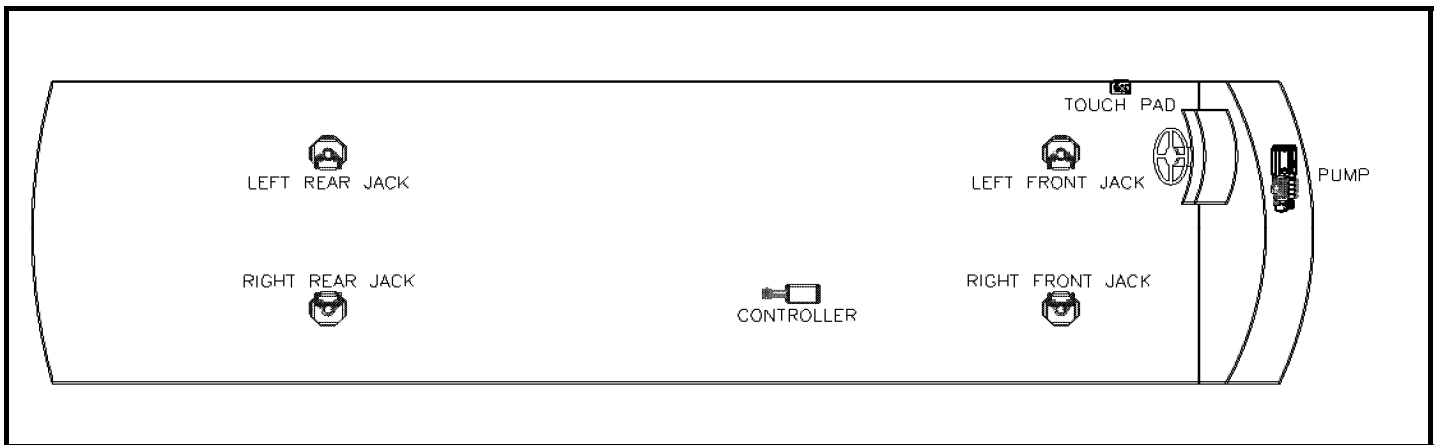
**Notes:**

Item, Length	Description / Location	Qty	Color	Equalizer Part No.
Kit	(Items listed below)	1		8582A
Pump	4-Function, Jacks	1		7770
Jack	7,500 lbs, 15" Stroke	4		7636
Touch Pad	Located to the left of the drivers seat	1		3103
AL Controller	Attached to bottom of structure	1		3055
Harness	Connects Pump, Controller, & Touch Pad	1		6918
Hose Kit	Complete Set of Hoses	1		7762
Hose, 6'	Pump to Jack, Left Front Top	1	Brown Solid	2461
Hose, 8'	Pump to Jack, Left Front Bottom	1	Brown Stripe	2463
Hose, 8'	Pump to Jack, Right Front Top	1	White Solid	2463
Hose, 8'	LR Jack Bottom to RR Jack Bottom	1	Orange/Yellow Stripe	2463
Hose, 10'	LF Jack Bottom to RF Jack Bottom	1	Brown/White Stripe	2465
Hose, 30'	Pump to Jack, Left Rear Top	1	Orange Solid	2527
Hose, 30'	Pump to Jack, Right Rear Top	1	Yellow Solid	2527
Hose, 32'	Pump to Jack, Right Rear Bottom	1	Yellow Stripe	2482

## Options

## Revisions

**MY2013 CANYON STAR 3313, 3515, 3610, 3810, 3856, 3911, 3920, 3940, 3953  
STANDARD ON ALL FLOOR PLANS LISTED**



**Notes:**

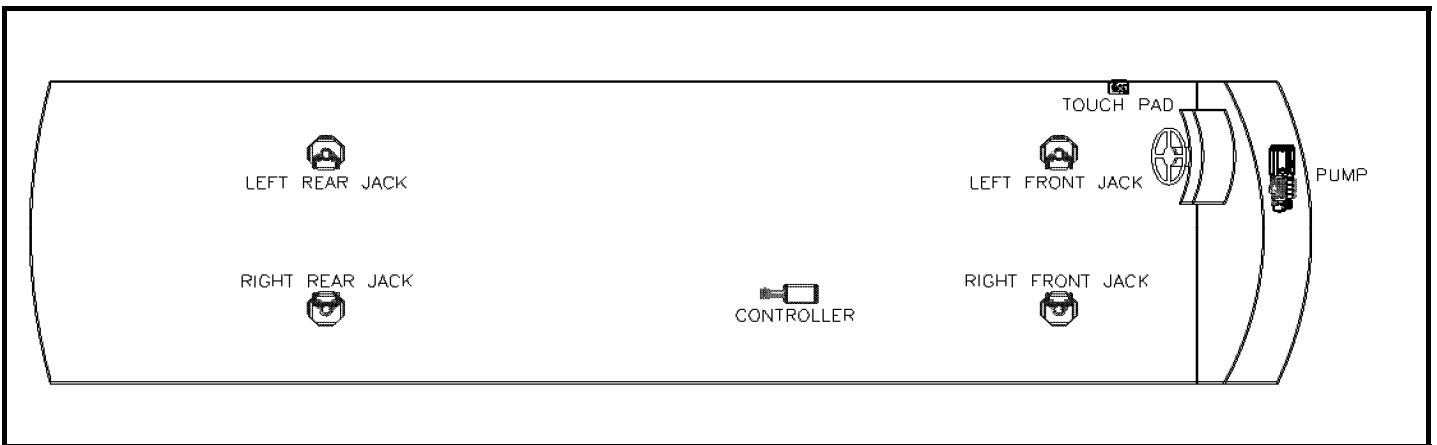

Item, Length	Description / Location	Qty	Color	Equalizer Part No.
Kit	(Items listed below)	1		8612
Pump	4-Function, Jacks	1		7770
Jack	7,500 lbs, 15" Stroke (Front Jacks)	2		7636
Jack	12,000 lbs, 16" Stoke (Rear Jacks)	2		7214
Touch Pad	Located to the left of the drivers seat	1		3103
AL Controller	Attached to bottom of structure	1		3055
Harness	Connects Pump, Controller, & Touch Pad	1		6918
Hose Kit	Complete Set of Hoses	1		7791
Hose, 6'	Pump to Jack, Left Front Top	1	Brown Solid	2461
Hose, 8'	Pump to Jack, Left Front Bottom	1	Brown Stripe	2463
Hose, 8'	Pump to Jack, Right Front Top	1	White Solid	2463
Hose, 8'	LR Jack Bottom to RR Jack Bottom	1	Orange/Yellow Stripe	2463
Hose, 10'	LF Jack Bottom to RF Jack Bottom	1	Brown/White Stripe	2465
Hose, 36'	Pump to Jack, Left Rear Top	1	Orange Solid	2486
Hose, 36'	Pump to Jack, Right Rear Top	1	Yellow Solid	2486
Hose, 38'	Pump to Jack, Right Rear Bottom	1	Yellow Stripe	2488


Options				

Revisions				



**MY2014 BAY STAR SPORT 2702, 2903, 3220, 3306-OPTIONAL ON ALL FLOOR PLANS LISTED**  
**MY2014 BAY STAR 2903, 3103, 3124, 3215, 3308, 3309-STANDARD ON ALL BAY STAR FLOOR PLANS LISTED**



**Notes:**

For model year 2014, Equalizer will begin sending jacks to Newmar already assembled on the brackets.

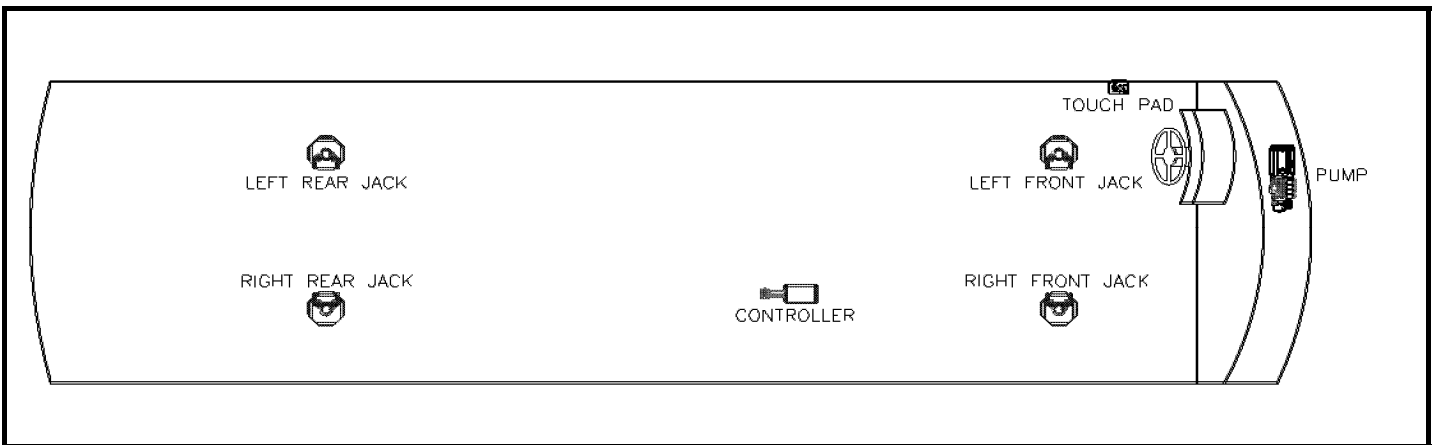
To order a replacement jack assembly use 7636

Item, Length	Description / Location	Qty	Color	Equalizer Part No.
Kit	(Items listed below)	1		8582B
Pump	4-Function, Jacks	1		7770
Jack	7,500 lbs, 15" Stroke/Front Jacks	2		7850
Jack	7,500 lbs, 15" Stroke/Rear Jacks	2		7851
Touch Pad	Located to the left of the drivers seat	1		3103
AL Controller	Attached to bottom of structure	1		3149
Harness	Connects Pump, Controller, & Touch Pad	1		6918
Hose Kit	Complete Set of Hoses	1		7762
Hose, 6'	Pump to Jack, Left Front Top	1	Brown Solid	2461
Hose, 8'	Pump to Jack, Left Front Bottom	1	Brown Stripe	2463
Hose, 8'	Pump to Jack, Right Front Top	1	White Solid	2463
Hose, 8'	LR Jack Bottom to RR Jack Bottom	1	Orange/Yellow Stripe	2463
Hose, 10'	LF Jack Bottom to RF Jack Bottom	1	Brown/White Stripe	2465
Hose, 30'	Pump to Jack, Left Rear Top	1	Orange Solid	2527
Hose, 30'	Pump to Jack, Right Rear Top	1	Yellow Solid	2527
Hose, 32'	Pump to Jack, Right Rear Bottom	1	Yellow Stripe	2482

**Options**


**Revisions**


**MY2014 CANYON STAR 3424, 3610, 3630, 3650, 3910, 3911, 3920, 3921, 3940, 3953, 3956  
STANDARD ON ALL FLOOR PLANS LISTED**



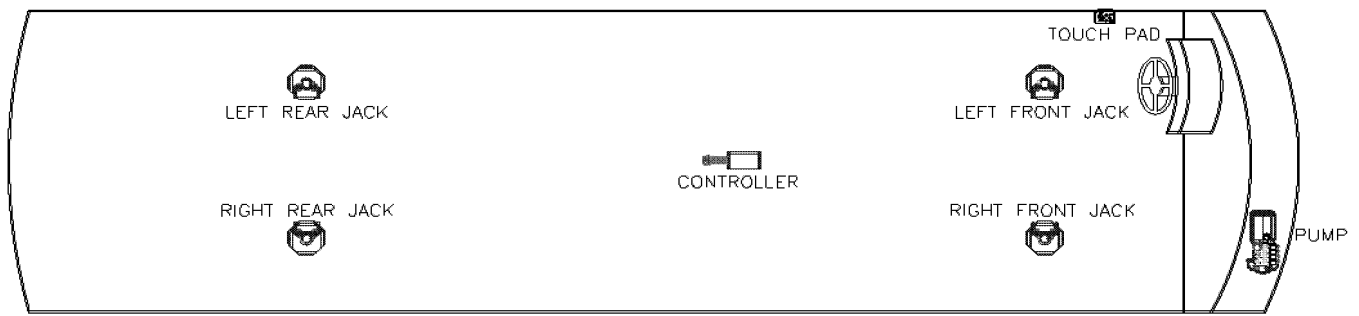
**Notes:**

For model year 2014, Equalizer will begin sending jacks to Newmar already assembled on the brackets.

To order a replacement jack assembly use 7636 for the front jacks and 7214 for the rear jacks.

[illegible]

**MY2014 VENTANA LE 3433, 3436  
STANDARD ON ALL FLOOR PLANS LISTED**



**Notes:**

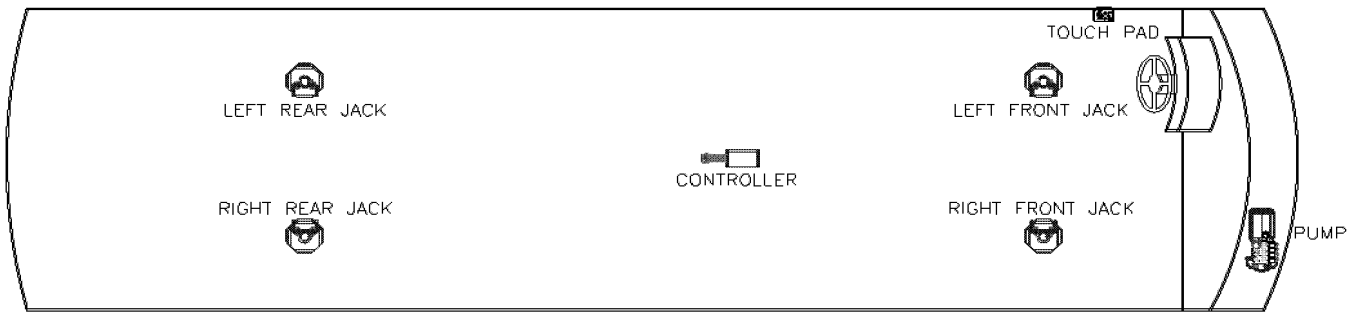
Jack assembly in list includes mount plate and hardware. To order a replacement jack assembly, use part number 7214.

Item, Length	Description / Location	Qty	Color	Equalizer Part No.
Kit	(Items listed below)	1		8642
Pump	4-Function, Jacks	1		7837
Jack	12,000 lbs, 16" Stroke	4		7835
Touch Pad	Located to the left of the drivers seat	1		3103
AL Controller	Attached to bottom of structure	1		3149
Harness	Connects Pump, Controller, & Touch Pad	1		6940
Hose Kit	Complete Set of Hoses	1		7839
Hose, 10'	LR Jack Bottom to RR Jack Bottom	1	Orange/Yellow Stripe	2465
Hose, 10'	LF Jack Bottom to RF Jack Bottom	1	Brown/White Stripe	2465
Hose, 12'	Pump to Jack, Left Front Top	1	Brown Solid	2467
Hose, 12'	Pump to Jack, Right Front Top	1	White Solid	2467
Hose, 14'	Pump to Jack, Right Front Bottom	1	White Stripe	2469
Hose, 30'	Pump to Jack, Left Rear Top	1	Orange Solid	2527
Hose, 30'	Pump to Jack, Right Rear Top	1	Yellow Solid	2527
Hose, 32'	Pump to Jack, Right Rear Bottom	1	Yellow Stripe	2482

**Options**


**Revisions**


**MY2014 VENTANA LE 3634, 3845, 3847, 3849, 3850  
STANDARD ON ALL FLOOR PLANS LISTED**



**Notes:**

Jack assembly in list includes mount plate and hardware. To order a replacement jack assembly, use part number 7214.

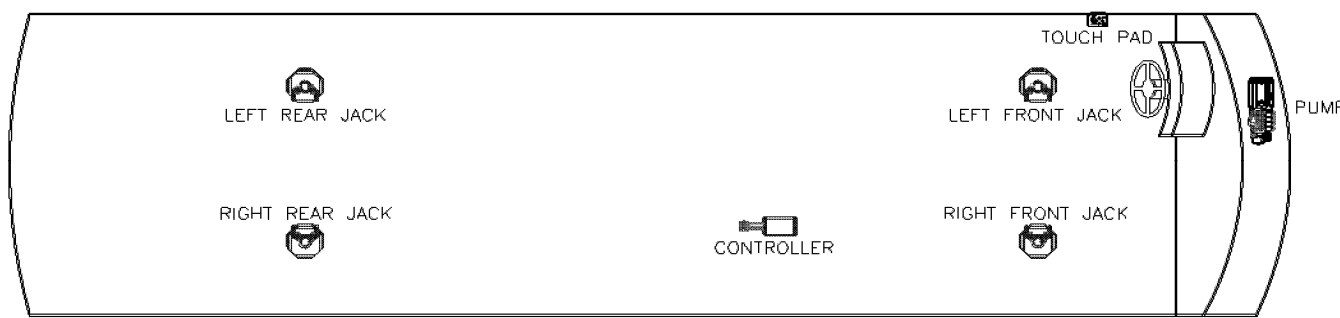
Item, Length	Description / Location	Qty	Color	Equalizer Part No.
Kit	(Items listed below)	1		8643
Pump	4-Function, Jacks	1		7837
Jack	12,000 lbs, 16" Stroke	4		7835
Touch Pad	Located to the left of the drivers seat	1		3103
AL Controller	Attached to bottom of structure	1		3149
Harness	Connects Pump, Controller, & Touch Pad	1		6940
Hose Kit	Complete Set of Hoses	1		7838
Hose, 10'	LR Jack Bottom to RR Jack Bottom	1	Orange/Yellow Stripe	2465
Hose, 10'	LF Jack Bottom to RF Jack Bottom	1	Brown/White Stripe	2465
Hose, 12'	Pump to Jack, Left Front Top	1	Brown Solid	2467
Hose, 12'	Pump to Jack, Right Front Top	1	White Solid	2467
Hose, 14'	Pump to Jack, Right Front Bottom	1	White Stripe	2469
Hose, 34'	Pump to Jack, Left Rear Top	1	Orange Solid	2484
Hose, 34'	Pump to Jack, Right Rear Top	1	Yellow Solid	2484
Hose, 36'	Pump to Jack, Right Rear Bottom	1	Yellow Stripe	2486

**Options**


**Revisions**




**MY2015 BAY STAR SPORT 2622, 2702, 2707, 2903, 3022, 3220, 3306, 3309-OPTIONAL ON ALL FLOOR PLANS LISTED**



**Notes:**

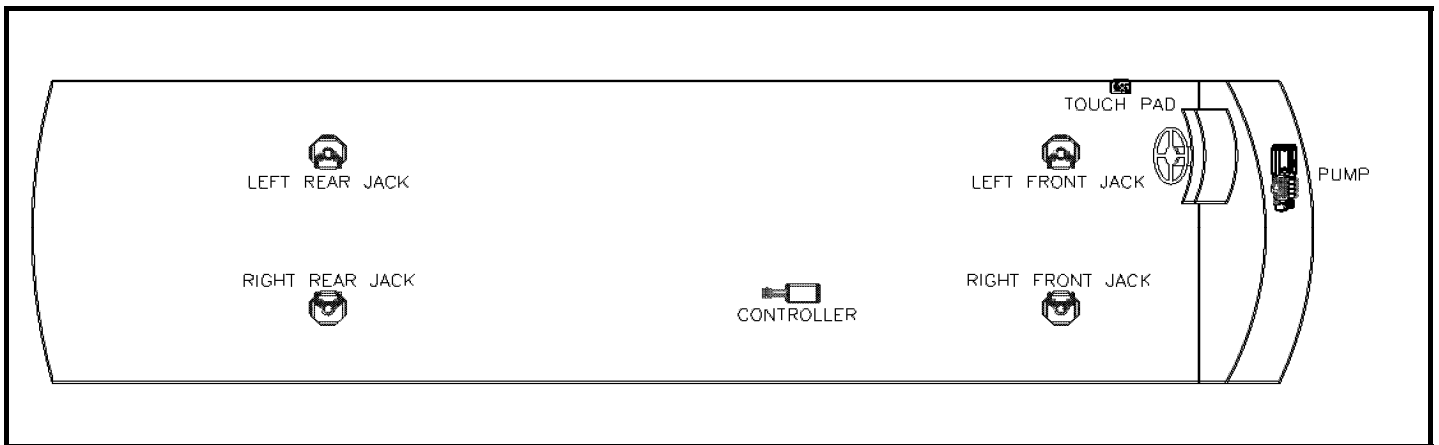
For model year 2014, Equalizer will begin sending jacks to Newmar already assembled on the brackets.

To order a replacement jack assembly use 7636

In October of 2014 the system number changed from 8582B to 8582C

[illegible]

**MY2015 CANYON STAR 3424, 3610, 3612, 3650, 3911, 3913, 3919, 3920, 3921, 3941, 3953  
STANDARD ON ALL FLOOR PLANS LISTED**



**Notes:**

For model year 2014, Equalizer will begin sending jacks to Newmar already assembled on the brackets.

To order a replacement jack assembly use 7636 for the front jacks and 7214 for the rear jacks.

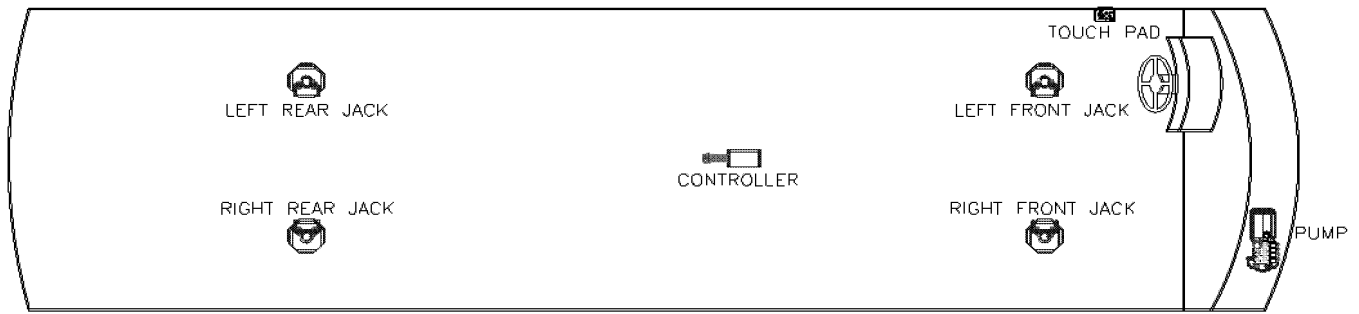
In October of 2014 the system number changed from 8612A to 8612B

Item, Length	Description / Location	Qty	Color	Equalizer Part No.
Kit	(Items listed below)	1		8612A/8612B
Pump	4-Function, Jacks	1		7770
Jack	7,500 lbs, 15" Stroke/Front Jacks	2		7850
Jack	12,000 lbs, 16" Stroke/Rear Jacks	2		7852
Touch Pad	Located to the left of the drivers seat	1		3103
AL Controller	Attached to bottom of structure	1		3149
Harness	Connects Pump, Controller, & Touch Pad	1		6918
Hose Kit	Complete Set of Hoses	1		7791
Hose, 6'	Pump to Jack, Left Front Top	1	Brown Solid	2461
Hose, 8'	Pump to Jack, Left Front Bottom	1	Brown Stripe	2463
Hose, 8'	Pump to Jack, Right Front Top	1	White Solid	2463
Hose, 8'	LR Jack Bottom to RR Jack Bottom	1	Orange/Yellow Stripe	2463
Hose, 10'	LF Jack Bottom to RF Jack Bottom	1	Brown/White Stripe	2465
Hose, 36'	Pump to Jack, Left Rear Top	1	Orange Solid	2486
Hose, 36'	Pump to Jack, Right Rear Top	1	Yellow Solid	2486
Hose, 38'	Pump to Jack, Right Rear Bottom	1	Yellow Stripe	2488

**Options**


**Revisions**


**MY2015 VENTANA LE 3436 3437  
STANDARD ON ALL FLOOR PLANS LISTED**



**Notes:**

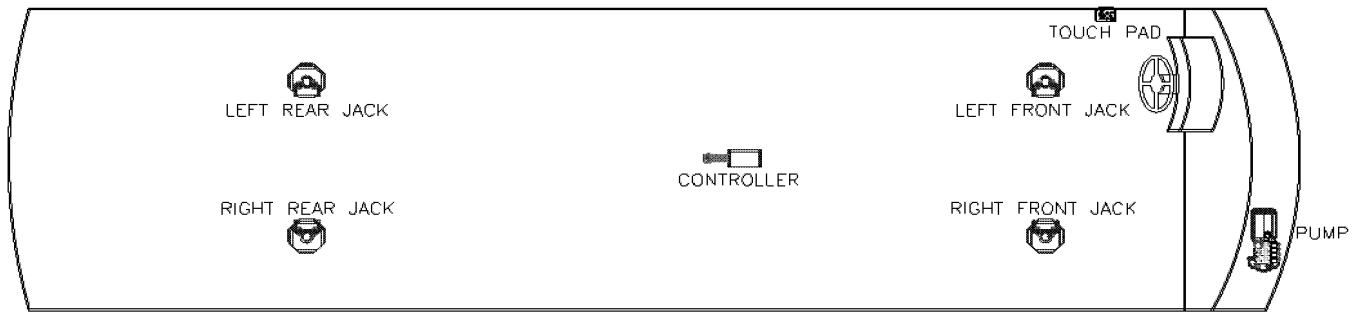
Jack assembly in list includes mount plate and hardware. To order a replacement jack assembly, use part number 7214.

Item, Length	Description / Location	Qty	Color	Equalizer Part No.
Kit	(Items listed below)	1		8642
Pump	4-Function, Jacks	1		7837
Jack	12,000 lbs, 16" Stroke	4		7835
Touch Pad	Located to the left of the drivers seat	1		3103
AL Controller	Attached to bottom of structure	1		3149
Harness	Connects Pump, Controller, & Touch Pad	1		6940
Hose Kit	Complete Set of Hoses	1		7839
Hose, 10'	LR Jack Bottom to RR Jack Bottom	1	Orange/Yellow Stripe	2465
Hose, 10'	LF Jack Bottom to RF Jack Bottom	1	Brown/White Stripe	2465
Hose, 12'	Pump to Jack, Left Front Top	1	Brown Solid	2467
Hose, 12'	Pump to Jack, Right Front Top	1	White Solid	2467
Hose, 14'	Pump to Jack, Right Front Bottom	1	White Stripe	2469
Hose, 30'	Pump to Jack, Left Rear Top	1	Orange Solid	2527
Hose, 30'	Pump to Jack, Right Rear Top	1	Yellow Solid	2527
Hose, 32'	Pump to Jack, Right Rear Bottom	1	Yellow Stripe	2482

**Options**


**Revisions**


**MY2015 VENTANA LE 3635, 3636, 3802, 3812, 3849, 3850  
STANDARD ON ALL FLOOR PLANS LISTED**



**Notes:**

Jack assembly in list includes mount plate and hardware. To order a replacement jack assembly, use part number 7214.

Item, Length	Description / Location	Qty	Color	Equalizer Part No.
Kit	(Items listed below)	1		8643
Pump	4-Function, Jacks	1		7837
Jack	12,000 lbs, 16" Stroke	4		7835
Touch Pad	Located to the left of the drivers seat	1		3103
AL Controller	Attached to bottom of structure	1		3149
Harness	Connects Pump, Controller, & Touch Pad	1		6940
Hose Kit	Complete Set of Hoses	1		7838
Hose, 10'	LR Jack Bottom to RR Jack Bottom	1	Orange/Yellow Stripe	2465
Hose, 10'	LF Jack Bottom to RF Jack Bottom	1	Brown/White Stripe	2465
Hose, 12'	Pump to Jack, Left Front Top	1	Brown Solid	2467
Hose, 12'	Pump to Jack, Right Front Top	1	White Solid	2467
Hose, 14'	Pump to Jack, Right Front Bottom	1	White Stripe	2469
Hose, 34'	Pump to Jack, Left Rear Top	1	Orange Solid	2484
Hose, 34'	Pump to Jack, Right Rear Top	1	Yellow Solid	2484
Hose, 36'	Pump to Jack, Right Rear Bottom	1	Yellow Stripe	2486

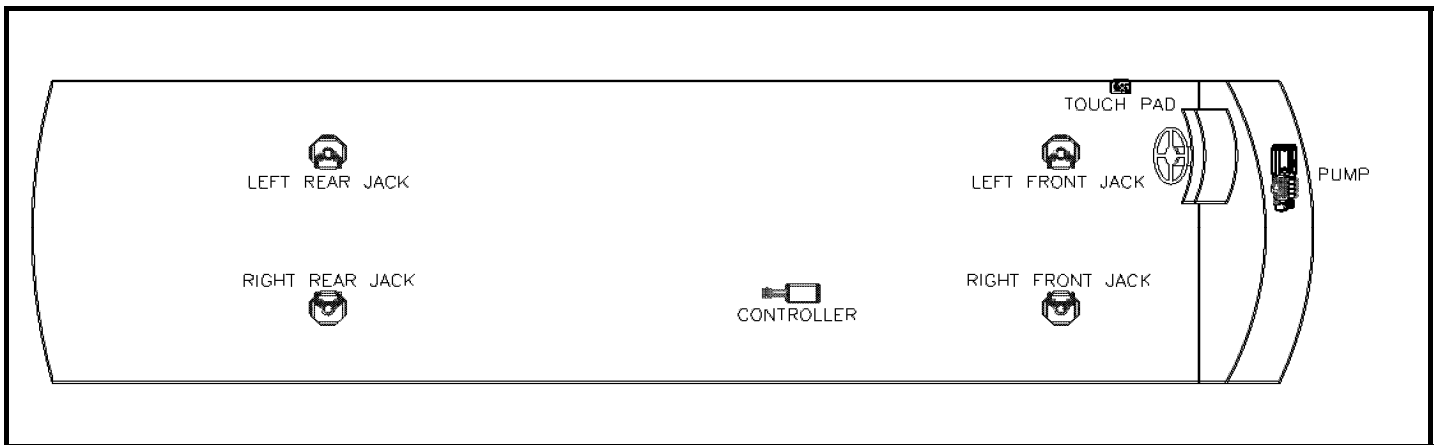
**Options**


**Revisions**




MY2016 BAY STAR SPORT OPTIONAL ON: 2622, 2702, 2705, 2903, 3004, 3022, 3227, 3306, 3404

MY2016 BAY STAR STANDARD ON: 3004, 3124, 3227, 3401, 3402, 3403, 3404, 3518



**Notes:**

For model year 2014, Equalizer will begin sending jacks to Newmar already assembled on the brackets.

To order a replacement jack assembly use 7636

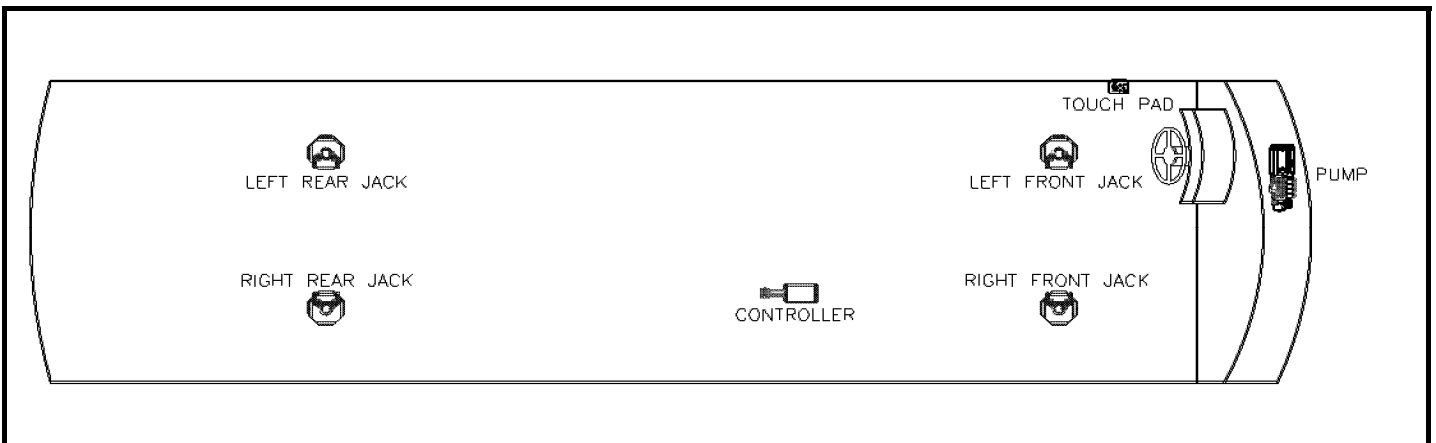
In October of 2014 the system number changed from 8582B to 8582C

Item, Length	Description / Location	Qty	Color	Equalizer Part No.
Kit	(Items listed below)	1		8582B/8582C
Pump	4-Function, Jacks	1		7770
Jack	7,500 lbs, 15" Stroke/Front Jacks	2		7850
Jack	7,500 lbs, 15" Stroke/Rear Jacks	2		7851
Touch Pad	Located to the left of the drivers seat	1		3103
AL Controller	Attached to bottom of structure	1		3149
Harness	Connects Pump, Controller, & Touch Pad	1		6918
Hose Kit	Complete Set of Hoses	1		7762
Hose, 6'	Pump to Jack, Left Front Top	1	Brown Solid	2461
Hose, 8'	Pump to Jack, Left Front Bottom	1	Brown Stripe	2463
Hose, 8'	Pump to Jack, Right Front Top	1	White Solid	2463
Hose, 8'	LR Jack Bottom to RR Jack Bottom	1	Orange/Yellow Stripe	2463
Hose, 10'	LF Jack Bottom to RF Jack Bottom	1	Brown/White Stripe	2465
Hose, 30'	Pump to Jack, Left Rear Top	1	Orange Solid	2527
Hose, 30'	Pump to Jack, Right Rear Top	1	Yellow Solid	2527
Hose, 32'	Pump to Jack, Right Rear Bottom	1	Yellow Stripe	2482

**Options**


**Revisions**


**MY2016 CANYON STAR 3710, 3712, 3755, 3903, 3911, 3914, 3921, 3922, 3944, 3953  
STANDARD ON ALL FLOOR PLANS LISTED**



**Notes:**

For model year 2014, Equalizer will begin sending jacks to Newmar already assembled on the brackets.

To order a replacement jack assembly use 7636 for the front jacks and 7214 for the rear jacks.

In October of 2014 the system number changed from 8612A to 8612B

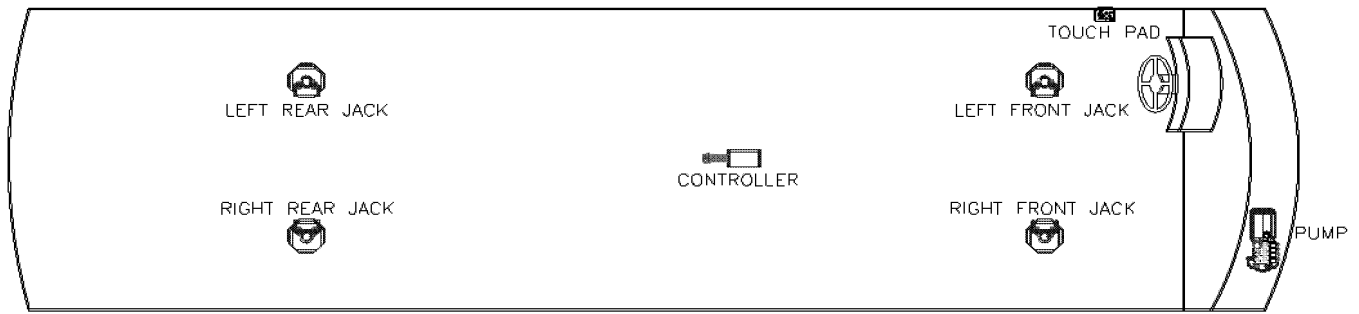
Item, Length	Description / Location	Qty	Color	Equalizer Part No.
Kit	(Items listed below)	1		8612A/8612B
Pump	4-Function, Jacks	1		7770
Jack	7,500 lbs, 15" Stroke/Front Jacks	2		7850
Jack	12,000 lbs, 16" Stroke/Rear Jacks	2		7852
Touch Pad	Located to the left of the drivers seat	1		3103
AL Controller	Attached to bottom of structure	1		3149
Harness	Connects Pump, Controller, & Touch Pad	1		6918
Hose Kit	Complete Set of Hoses	1		7791
Hose, 6'	Pump to Jack, Left Front Top	1	Brown Solid	2461
Hose, 8'	Pump to Jack, Left Front Bottom	1	Brown Stripe	2463
Hose, 8'	Pump to Jack, Right Front Top	1	White Solid	2463
Hose, 8'	LR Jack Bottom to RR Jack Bottom	1	Orange/Yellow Stripe	2463
Hose, 10'	LF Jack Bottom to RF Jack Bottom	1	Brown/White Stripe	2465
Hose, 36'	Pump to Jack, Left Rear Top	1	Orange Solid	2486
Hose, 36'	Pump to Jack, Right Rear Top	1	Yellow Solid	2486
Hose, 38'	Pump to Jack, Right Rear Bottom	1	Yellow Stripe	2488

## Options

[illegible]

## Revisions


**MY2016 VENTANA LE 3427 3436  
STANDARD ON ALL FLOOR PLANS LISTED**



**Notes:**

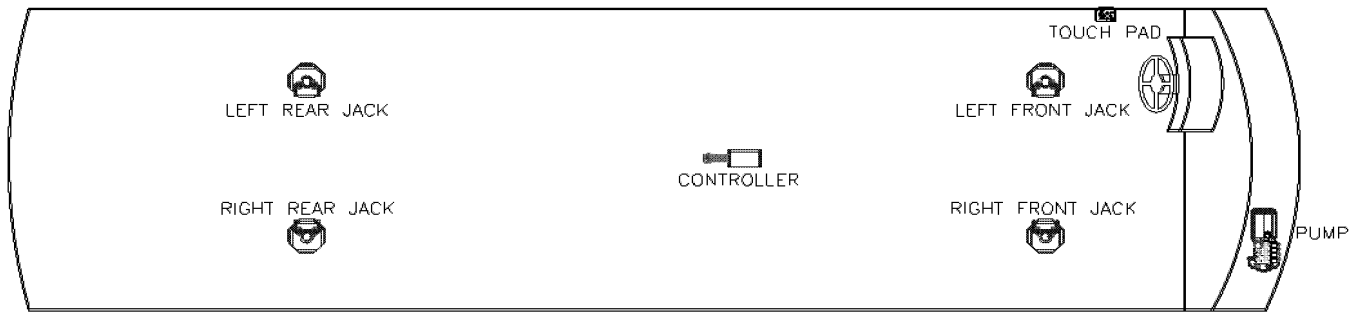
Jack assembly in list includes mount plate and hardware. To order a replacement jack assembly, use part number 7214.

Item, Length	Description / Location	Qty	Color	Equalizer Part No.
Kit	(Items listed below)	1		8642
Pump	4-Function, Jacks	1		7837
Jack	12,000 lbs, 16" Stroke	4		7835
Touch Pad	Located to the left of the drivers seat	1		3103
AL Controller	Attached to bottom of structure	1		3149
Harness	Connects Pump, Controller, & Touch Pad	1		6940
Hose Kit	Complete Set of Hoses	1		7839
Hose, 10'	LR Jack Bottom to RR Jack Bottom	1	Orange/Yellow Stripe	2465
Hose, 10'	LF Jack Bottom to RF Jack Bottom	1	Brown/White Stripe	2465
Hose, 12'	Pump to Jack, Left Front Top	1	Brown Solid	2467
Hose, 12'	Pump to Jack, Right Front Top	1	White Solid	2467
Hose, 14'	Pump to Jack, Right Front Bottom	1	White Stripe	2469
Hose, 30'	Pump to Jack, Left Rear Top	1	Orange Solid	2527
Hose, 30'	Pump to Jack, Right Rear Top	1	Yellow Solid	2527
Hose, 32'	Pump to Jack, Right Rear Bottom	1	Yellow Stripe	2482

**Options**


**Revisions**


**MY2016 VENTANA LE 3709, 3725  
STANDARD ON ALL FLOOR PLANS LISTED**



**Notes:**

Jack assembly in list includes mount plate and hardware. To order a replacement jack assembly, use part number 7214.

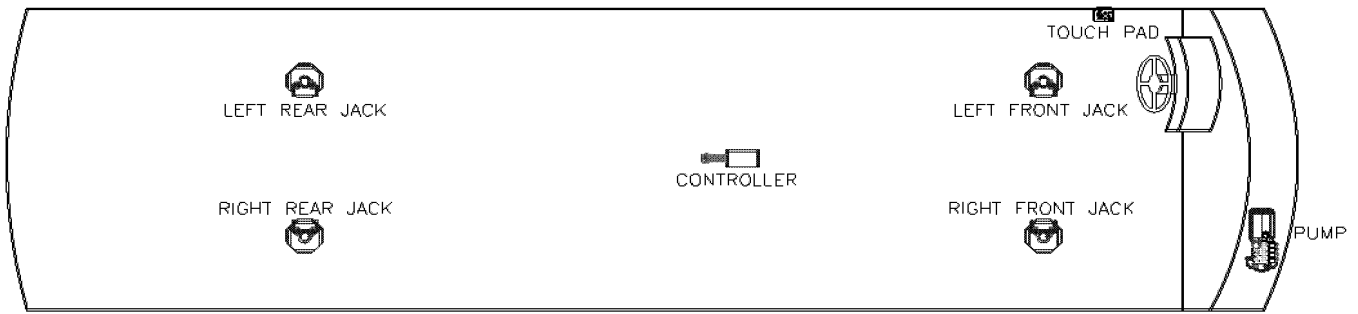
Item, Length	Description / Location	Qty	Color	Equalizer Part No.
Kit	(Items listed below)	1		8643
Pump	4-Function, Jacks	1		7837
Jack	12,000 lbs, 16" Stroke	4		7835
Touch Pad	Located to the left of the drivers seat	1		3103
AL Controller	Attached to bottom of structure	1		3149
Harness	Connects Pump, Controller, & Touch Pad	1		6940
Hose Kit	Complete Set of Hoses	1		7838
Hose, 10'	LR Jack Bottom to RR Jack Bottom	1	Orange/Yellow Stripe	2465
Hose, 10'	LF Jack Bottom to RF Jack Bottom	1	Brown/White Stripe	2465
Hose, 12'	Pump to Jack, Left Front Top	1	Brown Solid	2467
Hose, 12'	Pump to Jack, Right Front Top	1	White Solid	2467
Hose, 14'	Pump to Jack, Right Front Bottom	1	White Stripe	2469
Hose, 34'	Pump to Jack, Left Rear Top	1	Orange Solid	2484
Hose, 34'	Pump to Jack, Right Rear Top	1	Yellow Solid	2484
Hose, 36'	Pump to Jack, Right Rear Bottom	1	Yellow Stripe	2486

**Options**


**Revisions**




**MY2016 VENTANA LE 4002, 4037, 4040, 4044  
STANDARD ON ALL FLOOR PLANS LISTED**



**Notes:**

Jack assemblies in list include mount plate and hardware. To order a replacement jack assembly, use part number 7214 for the front jacks and 7134 for the rear jacks.

Item, Length	Description / Location	Qty	Color	Equalizer Part No.
Kit	(Items listed below)	1		8749
Pump	4-Function, Jacks	1		7837
Jacks (Front)	12,000 lbs, 16" Stroke	2		7835
Jacks (Rear)	17,500 lbs, 18" Stroke	2		7965
Touch Pad	Located to the left of the drivers seat	1		3103
AL Controller	Attached to bottom of structure	1		3149
Harness	Connects Pump, Controller, & Touch Pad	1		6940
Hose Kit	Complete Set of Hoses	1		7964
Hose, 10'	LR Jack Bottom to RR Jack Bottom	1	Orange/Yellow Stripe	2465
Hose, 10'	LF Jack Bottom to RF Jack Bottom	1	Brown/White Stripe	2465
Hose, 12'	Pump to Jack, Left Front Top	1	Brown Solid	2467
Hose, 12'	Pump to Jack, Right Front Top	1	White Solid	2467
Hose, 14'	Pump to Jack, Right Front Bottom	1	White Stripe	2469
Hose, 36'	Pump to Jack, Left Rear Top	1	Orange Solid	2486
Hose, 36'	Pump to Jack, Right Rear Top	1	Yellow Solid	2486
Hose, 38'	Pump to Jack, Right Rear Bottom	1	Yellow Stripe	2488

## Options

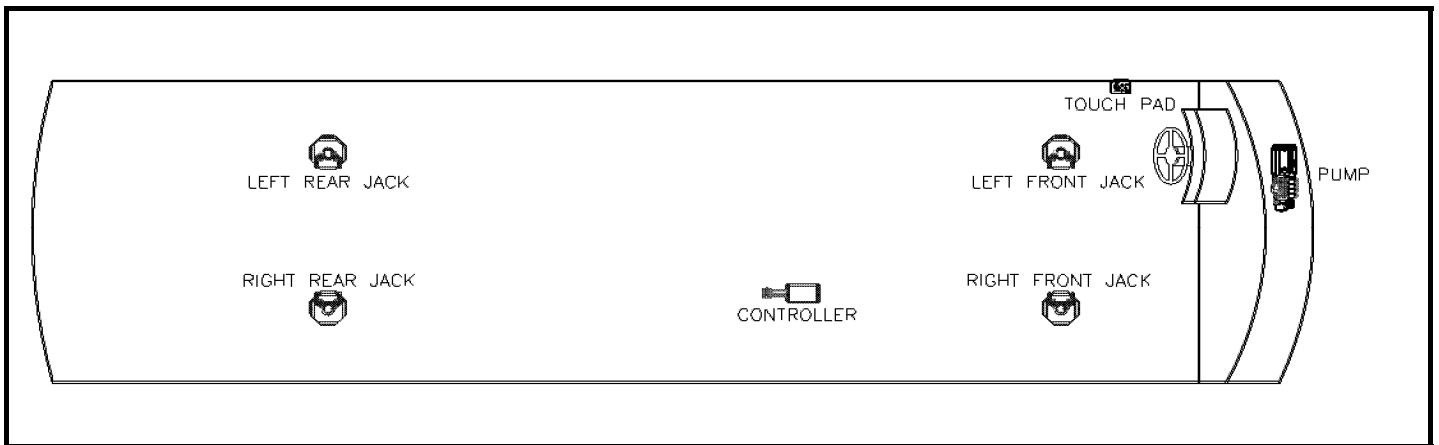
[illegible]

## Revisions

Reviews	

MY2017 BAY STAR SPORT OPTIONAL ON: 2622, 2702, 2812, 2903, 3013, 3022, 3208, 3210, 3306

MY2017 BAY STAR STANDARD ON: 3009, 3113, 3124, 3208, 3306, 3333, 3401, 3403, 3516, 3518



**Notes:**

For model year 2014, Equalizer will begin sending jacks to Newmar already assembled on the brackets.

To order a replacement jack assembly use 7636

In October of 2014 the system number changed from 8582B to 8582C

on 7/26/16 system number was changed from 8582C to 8582d for 3149A controller

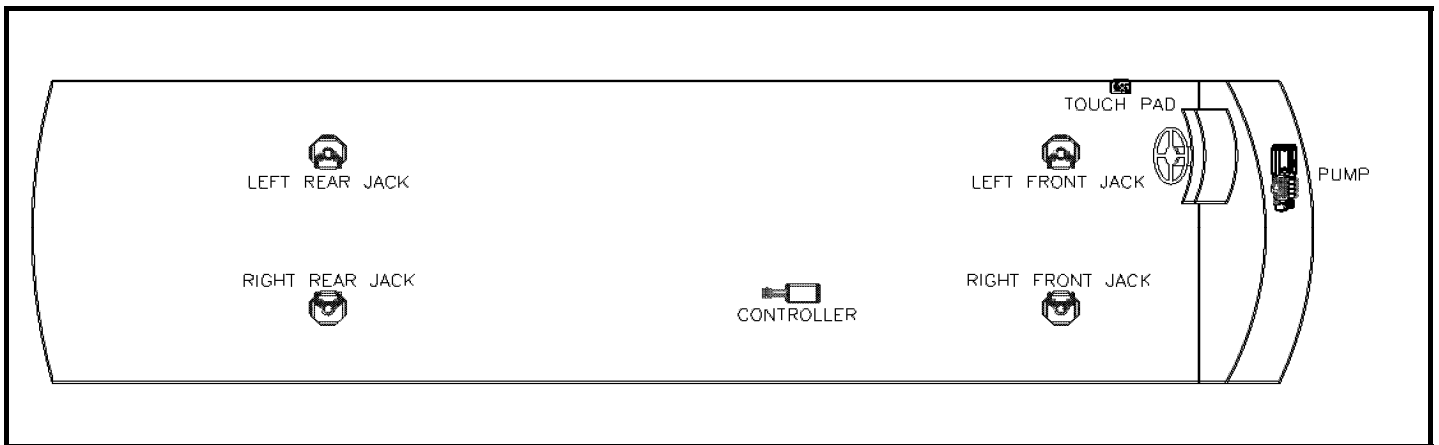
On 11/30/16 hose Pump to Jack, Left Rear Top was changed from 30' to 32'

Item, Length	Description / Location	Qty	Color	Equalizer Part No.
Kit	(Items listed below)	1		8582D
Pump	4-Function, Jacks	1		7770
Jack	7,500 lbs, 15" Stroke/Front Jacks	2		7850
Jack	7,500 lbs, 15" Stroke/Rear Jacks	2		7851
Touch Pad	Located to the left of the drivers seat	1		3103
AL Controller	Attached to bottom of structure	1		3149A
Harness	Connects Pump, Controller, & Touch Pad	1		6918
Hose Kit	Complete Set of Hoses	1		7762
Hose, 6'	Pump to Jack, Left Front Top	1	Brown Solid	2461
Hose, 8'	Pump to Jack, Left Front Bottom	1	Brown Stripe	2463
Hose, 8'	Pump to Jack, Right Front Top	1	White Solid	2463
Hose, 8'	LR Jack Bottom to RR Jack Bottom	1	Orange/Yellow Stripe	2463
Hose, 10'	LF Jack Bottom to RF Jack Bottom	1	Brown/White Stripe	2465
Hose, 32'	Pump to Jack, Left Rear Top	1	Orange Solid	2482
Hose, 30'	Pump to Jack, Right Rear Top	1	Yellow Solid	2527
Hose, 32'	Pump to Jack, Right Rear Bottom	1	Yellow Stripe	2482

**Options**


**Revisions**


**MY2017 CANYON STAR 3513, 3710, 3902, 3911, 3914, 3921, 3923, 3925, 3953  
STANDARD ON ALL FLOOR PLANS LISTED**



**Notes:**

For model year 2014, Equalizer will begin sending jacks to Newmar already assembled on the brackets.

To order a replacement jack assembly use 7636 for the front jacks and 7214 for the rear jacks.

In October of 2014 the system number changed from 8612A to 8612B

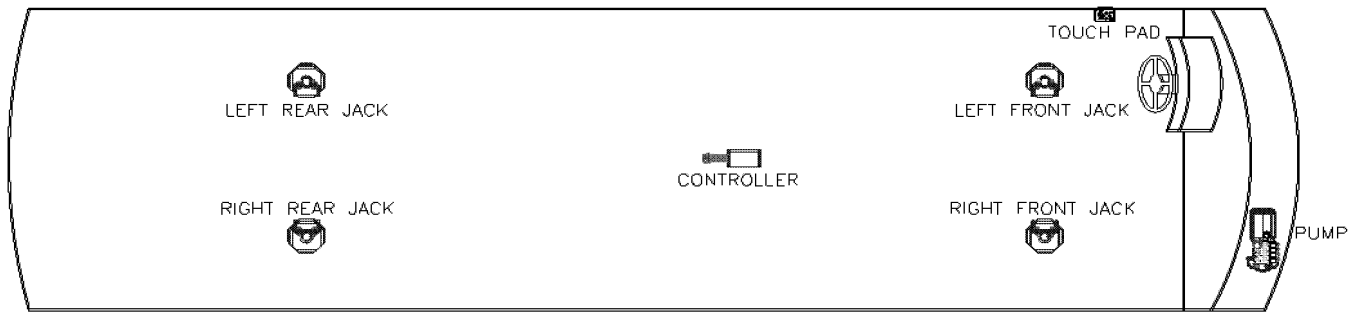
On 7/26/16 the system number changed from 8612B to 8612C for 3149A controller.

Item, Length	Description / Location	Qty	Color	Equalizer Part No.
Kit	(Items listed below)	1		8612C
Pump	4-Function, Jacks	1		7770
Jack	7,500 lbs, 15" Stroke/Front Jacks	2		7850
Jack	12,000 lbs, 16" Stroke/Rear Jacks	2		7852
Touch Pad	Located to the left of the drivers seat	1		3103
AL Controller	Attached to bottom of structure	1		3149A
Harness	Connects Pump, Controller, & Touch Pad	1		6918
Hose Kit	Complete Set of Hoses	1		7791
Hose, 6'	Pump to Jack, Left Front Top	1	Brown Solid	2461
Hose, 8'	Pump to Jack, Left Front Bottom	1	Brown Stripe	2463
Hose, 8'	Pump to Jack, Right Front Top	1	White Solid	2463
Hose, 8'	LR Jack Bottom to RR Jack Bottom	1	Orange/Yellow Stripe	2463
Hose, 10'	LF Jack Bottom to RF Jack Bottom	1	Brown/White Stripe	2465
Hose, 36'	Pump to Jack, Left Rear Top	1	Orange Solid	2486
Hose, 36'	Pump to Jack, Right Rear Top	1	Yellow Solid	2486
Hose, 38'	Pump to Jack, Right Rear Bottom	1	Yellow Stripe	2488

**Options**


**Revisions**


**MY2017 VENTANA LE 3412 3436  
STANDARD ON ALL FLOOR PLANS LISTED**



**Notes:**

Jack assembly in list includes mount plate and hardware. To order a replacement jack assembly, use part number 7214.

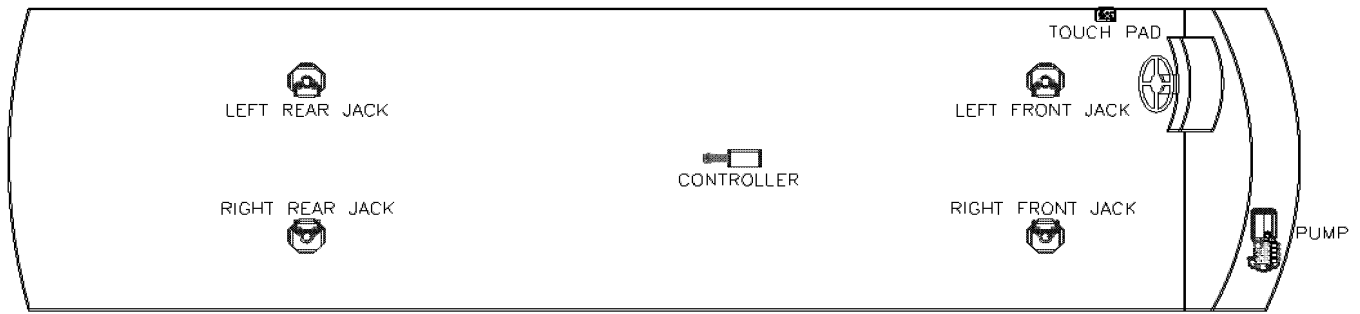
On 7/26/16 kit number was changed to 8642A with 3149A controller.

Item, Length	Description / Location	Qty	Color	Equalizer Part No.
Kit	(Items listed below)	1		8642A
Pump	4-Function, Jacks	1		7837
Jack	12,000 lbs, 16" Stroke	4		7835
Touch Pad	Located to the left of the drivers seat	1		3103
AL Controller	Attached to bottom of structure	1		3149A
Harness	Connects Pump, Controller, & Touch Pad	1		6940
Hose Kit	Complete Set of Hoses	1		7839
Hose, 10'	LR Jack Bottom to RR Jack Bottom	1	Orange/Yellow Stripe	2465
Hose, 10'	LF Jack Bottom to RF Jack Bottom	1	Brown/White Stripe	2465
Hose, 12'	Pump to Jack, Left Front Top	1	Brown Solid	2467
Hose, 12'	Pump to Jack, Right Front Top	1	White Solid	2467
Hose, 14'	Pump to Jack, Right Front Bottom	1	White Stripe	2469
Hose, 30'	Pump to Jack, Left Rear Top	1	Orange Solid	2527
Hose, 30'	Pump to Jack, Right Rear Top	1	Yellow Solid	2527
Hose, 32'	Pump to Jack, Right Rear Bottom	1	Yellow Stripe	2482

**Options**


**Revisions**


**MY2017 VENTANA LE 3709, 3724  
STANDARD ON ALL FLOOR PLANS LISTED**



**Notes:**

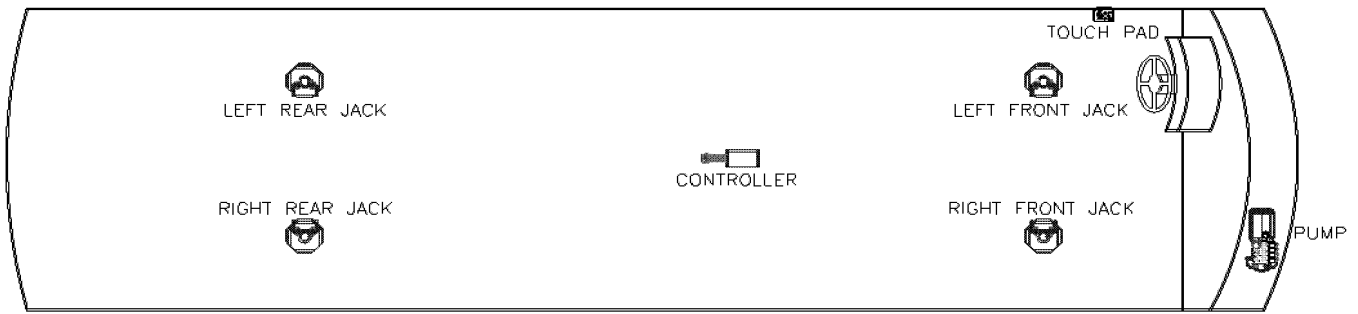
Jack assembly in list includes mount plate and hardware. To order a replacement jack assembly, use part number 7214.  
On 7/26/14 system number was changed from 8643 to 8643A for 3149A.

Item, Length	Description / Location	Qty	Color	Equalizer Part No.
Kit	(Items listed below)	1		8643A
Pump	4-Function, Jacks	1		7837
Jack	12,000 lbs, 16" Stroke	4		7835
Touch Pad	Located to the left of the drivers seat	1		3103
AL Controller	Attached to bottom of structure	1		3149A
Harness	Connects Pump, Controller, & Touch Pad	1		6940
Hose Kit	Complete Set of Hoses	1		7838
Hose, 10'	LR Jack Bottom to RR Jack Bottom	1	Orange/Yellow Stripe	2465
Hose, 10'	LF Jack Bottom to RF Jack Bottom	1	Brown/White Stripe	2465
Hose, 12'	Pump to Jack, Left Front Top	1	Brown Solid	2467
Hose, 12'	Pump to Jack, Right Front Top	1	White Solid	2467
Hose, 14'	Pump to Jack, Right Front Bottom	1	White Stripe	2469
Hose, 34'	Pump to Jack, Left Rear Top	1	Orange Solid	2484
Hose, 34'	Pump to Jack, Right Rear Top	1	Yellow Solid	2484
Hose, 36'	Pump to Jack, Right Rear Bottom	1	Yellow Stripe	2486

**Options**


**Revisions**


**MY2017 VENTANA LE 4002, 4037, 4042, 4044  
STANDARD ON ALL FLOOR PLANS LISTED**



**Notes:**

Jack assemblies in list include mount plate and hardware. To order a replacement jack assembly, use part number 7214 for the front jacks and 7134 for the rear jacks.

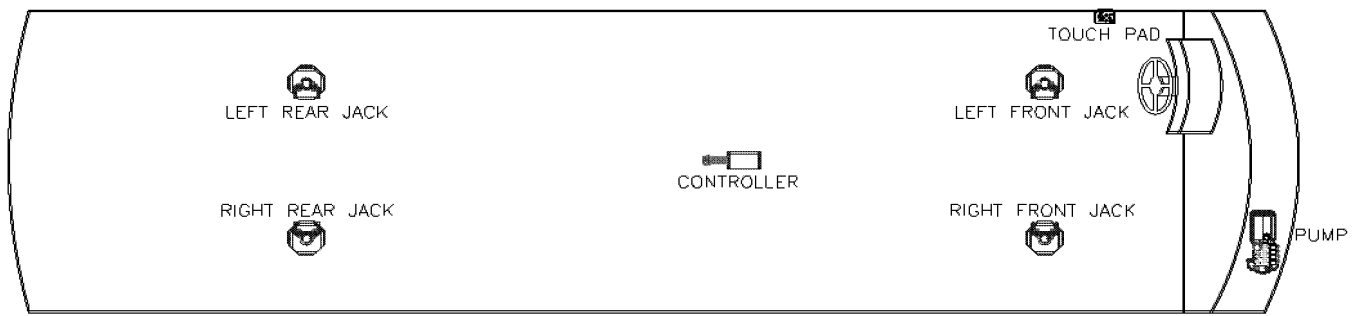
On 7/26/16 the system number changed from 8749 to 8749A for 3149A controller.

Item, Length	Description / Location	Qty	Color	Equalizer Part No.
Kit	(Items listed below)	1		8749A
Pump	4-Function, Jacks	1		7837
Jacks (Front)	12,000 lbs, 16" Stroke	2		7835
Jacks (Rear)	17,500 lbs, 18" Stroke	2		7965
Touch Pad	Located to the left of the drivers seat	1		3103
AL Controller	Attached to bottom of structure	1		3149A
Harness	Connects Pump, Controller, & Touch Pad	1		6940
Hose Kit	Complete Set of Hoses	1		7964
Hose, 10'	LR Jack Bottom to RR Jack Bottom	1	Orange/Yellow Stripe	2465
Hose, 10'	LF Jack Bottom to RF Jack Bottom	1	Brown/White Stripe	2465
Hose, 12'	Pump to Jack, Left Front Top	1	Brown Solid	2467
Hose, 12'	Pump to Jack, Right Front Top	1	White Solid	2467
Hose, 14'	Pump to Jack, Right Front Bottom	1	White Stripe	2469
Hose, 36'	Pump to Jack, Left Rear Top	1	Orange Solid	2486
Hose, 36'	Pump to Jack, Right Rear Top	1	Yellow Solid	2486
Hose, 38'	Pump to Jack, Right Rear Bottom	1	Yellow Stripe	2488

**Options**


**Revisions**


**MY2017 VENTANA 3412 3436  
STANDARD ON ALL FLOOR PLANS LISTED**



**Notes:**

Jack assemblies in list include mount plate and hardware. To order a replacement jack assembly, use part number 7214 for a front jack, and 7134 for a rear jack.

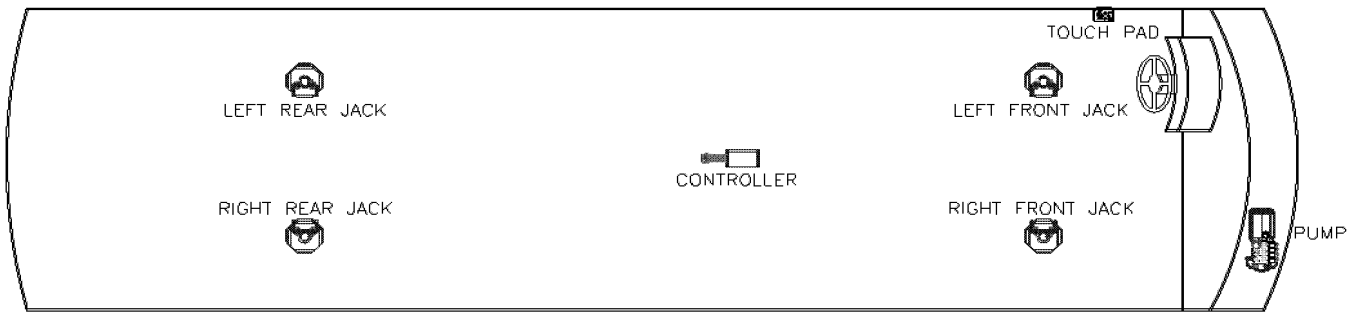
On 7/26/16 the system number changed from 8311 to 8311A for 3149A controller.

Item, Length	Description / Location	Qty	Color	Equalizer Part No.
Kit	(Items listed below)	1		8311A
Pump	4-Function, Jacks	1		7837
Jacks(Front)	12,000 lbs, 16" Stroke	2		7835
Jacks(Rear)	17,500 lbs, 18" Stroke	2		7965
Touch Pad	Located to the left of the drivers seat	1		3103
AL Controller	Attached to bottom of structure	1		3149A
Harness	Connects Pump, Controller, & Touch Pad	1		6940
Hose Kit	Complete Set of Hoses	1		7839
Hose, 10'	LR Jack Bottom to RR Jack Bottom	1	Orange/Yellow Stripe	2465
Hose, 10'	LF Jack Bottom to RF Jack Bottom	1	Brown/White Stripe	2465
Hose, 12'	Pump to Jack, Left Front Top	1	Brown Solid	2467
Hose, 12'	Pump to Jack, Right Front Top	1	White Solid	2467
Hose, 14'	Pump to Jack, Right Front Bottom	1	White Stripe	2469
Hose, 30'	Pump to Jack, Left Rear Top	1	Orange Solid	2527
Hose, 30'	Pump to Jack, Right Rear Top	1	Yellow Solid	2527
Hose, 32'	Pump to Jack, Right Rear Bottom	1	Yellow Stripe	2482

**Options**


**Revisions**


**MY2017 VENTANA 3709, 3724, 4002, 4037, 4041  
STANDARD ON ALL FLOOR PLANS LISTED**



**Notes:**

Jack assemblies in list include mount plate and hardware. To order a replacement jack assembly, use part number 7214 for the front jacks, and 7134 for the rear jacks.

On 7/26/16 the system number changed from 8282 to 8282A for 3149A controller.

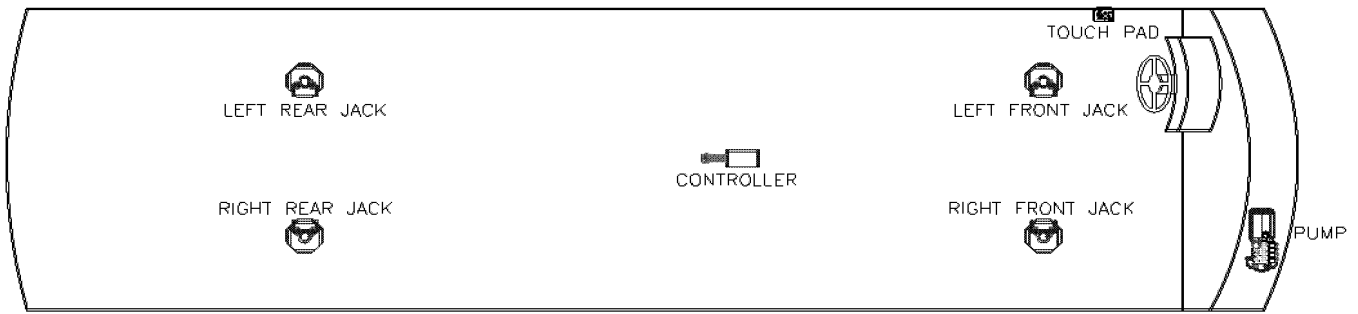
Item, Length	Description / Location	Qty	Color	Equalizer Part No.
Kit	(Items listed below)	1		8282A
Pump	4-Function, Jacks	1		7837
Jacks(Front)	12,000 lbs, 16" Stroke	2		7835
Jacks(Rear)	17,500 lbs, 16" Stroke	2		7965
Touch Pad	Located to the left of the drivers seat	1		3103
AL Controller	Attached to bottom of structure	1		3149A
Harness	Connects Pump, Controller, & Touch Pad	1		6940
Hose Kit	Complete Set of Hoses	1		7838
Hose, 10'	LR Jack Bottom to RR Jack Bottom	1	Orange/Yellow Stripe	2465
Hose, 10'	LF Jack Bottom to RF Jack Bottom	1	Brown/White Stripe	2465
Hose, 12'	Pump to Jack, Left Front Top	1	Brown Solid	2467
Hose, 12'	Pump to Jack, Right Front Top	1	White Solid	2467
Hose, 14'	Pump to Jack, Right Front Bottom	1	White Stripe	2469
Hose, 34'	Pump to Jack, Left Rear Top	1	Orange Solid	2484
Hose, 34'	Pump to Jack, Right Rear Top	1	Yellow Solid	2484
Hose, 36'	Pump to Jack, Right Rear Bottom	1	Yellow Stripe	2486

**Options**


**Revisions**




**MY2017 VENTANA 4310, 4311, 4322, 4369  
STANDARD ON ALL FLOOR PLANS LISTED**



**Notes:**

Jack assemblies in list include mount plate and hardware. To order a replacement jack assembly, use part number 7214 for the front jacks and 7134 for the rear jacks.

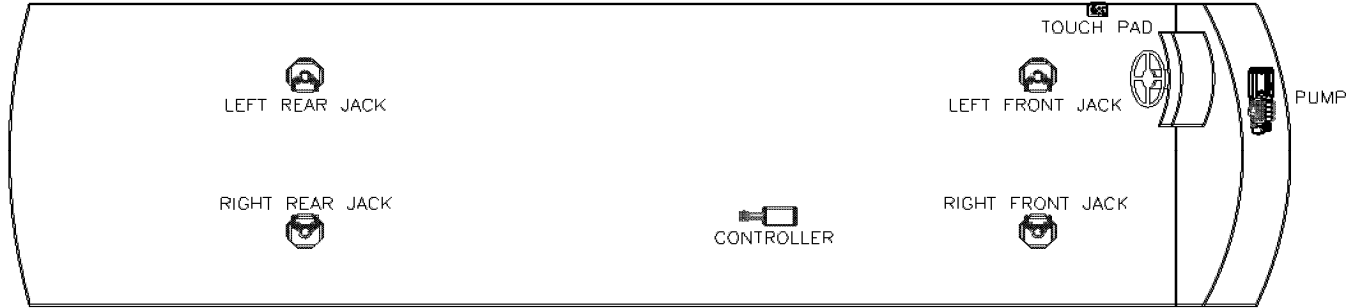
On 7/26/16 the system number changed from 8749 to 8749A for 3149A controller.

Item, Length	Description / Location	Qty	Color	Equalizer Part No.
Kit	(Items listed below)	1		8749A
Pump	4-Function, Jacks	1		7837
Jacks (Front)	12,000 lbs, 16" Stroke	2		7835
Jacks (Rear)	17,500 lbs, 18" Stroke	2		7965
Touch Pad	Located to the left of the drivers seat	1		3103
AL Controller	Attached to bottom of structure	1		3149A
Harness	Connects Pump, Controller, & Touch Pad	1		6940
Hose Kit	Complete Set of Hoses	1		7964
Hose, 10'	LR Jack Bottom to RR Jack Bottom	1	Orange/Yellow Stripe	2465
Hose, 10'	LF Jack Bottom to RF Jack Bottom	1	Brown/White Stripe	2465
Hose, 12'	Pump to Jack, Left Front Top	1	Brown Solid	2467
Hose, 12'	Pump to Jack, Right Front Top	1	White Solid	2467
Hose, 14'	Pump to Jack, Right Front Bottom	1	White Stripe	2469
Hose, 36'	Pump to Jack, Left Rear Top	1	Orange Solid	2486
Hose, 36'	Pump to Jack, Right Rear Top	1	Yellow Solid	2486
Hose, 38'	Pump to Jack, Right Rear Bottom	1	Yellow Stripe	2488

**Options**


**Revisions**


**MY2018 BAY STAR STANDARD ON: 3009, 3113, 3124, 3333, 3401, 3403, 3406, 3414, 3518, 3532**

**Notes:**

For model year 2014, Equalizer will begin sending jacks to Newmar already assembled on the brackets.

To order a replacement jack assembly use 7636

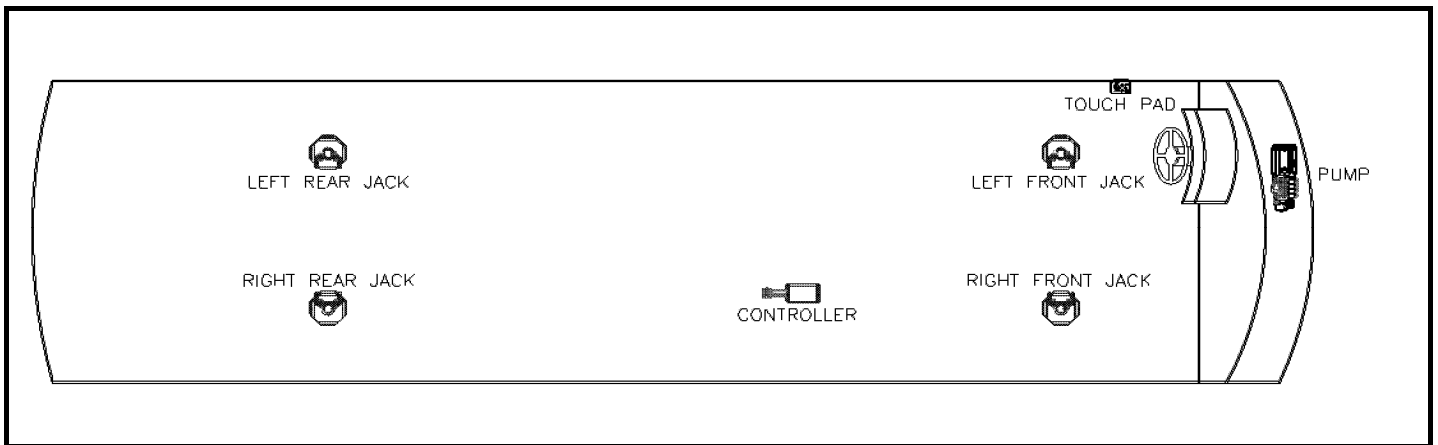
In October of 2014 the system number changed from 8582B to 8582C

on 7/26/16 system number was changed from 8582C to 8582d for 3149A controller

On 11/30/16 hose Pump to Jack, Left Rear Top was changed from 30' to 32'

[illegible]

**MY2018 CANYON STAR 3513, 3710, 3716, 3901, 3911, 3918, 3921, 3923, 3924, 3926, 3928, 3953  
STANDARD ON ALL FLOOR PLANS LISTED**



**Notes:**

For model year 2014, Equalizer will begin sending jacks to Newmar already assembled on the brackets.

To order a replacement jack assembly use 7636 for the front jacks and 7214 for the rear jacks.

In October of 2014 the system number changed from 8612A to 8612B

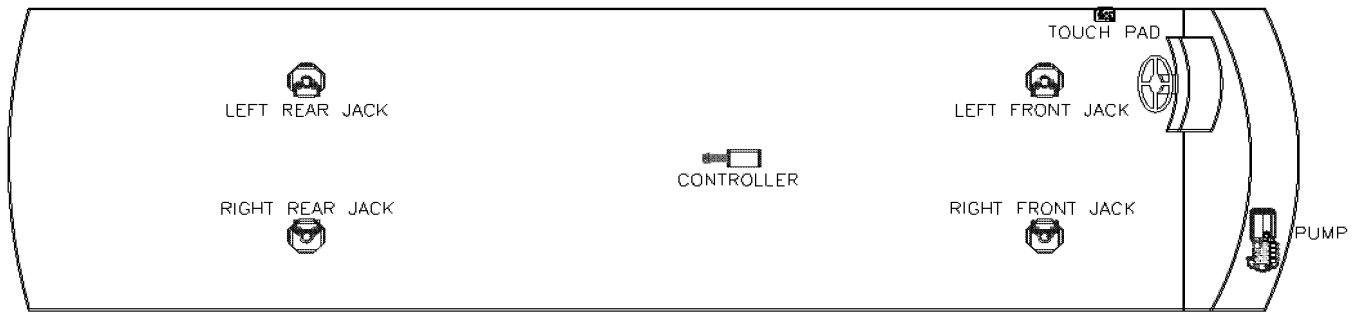
On 7/26/16 the system number changed from 8612B to 8612C for 3149A controller.

Item, Length	Description / Location	Qty	Color	Equalizer Part No.
Kit	(Items listed below)	1		8612C
Pump	4-Function, Jacks	1		7770
Jack	7,500 lbs, 15" Stroke/Front Jacks	2		7850
Jack	12,000 lbs, 16" Stroke/Rear Jacks	2		7852
Touch Pad	Located to the left of the drivers seat	1		3103
AL Controller	Attached to bottom of structure	1		3149A
Harness	Connects Pump, Controller, & Touch Pad	1		6918
Hose Kit	Complete Set of Hoses	1		7791
Hose, 6'	Pump to Jack, Left Front Top	1	Brown Solid	2461
Hose, 8'	Pump to Jack, Left Front Bottom	1	Brown Stripe	2463
Hose, 8'	Pump to Jack, Right Front Top	1	White Solid	2463
Hose, 8'	LR Jack Bottom to RR Jack Bottom	1	Orange/Yellow Stripe	2463
Hose, 10'	LF Jack Bottom to RF Jack Bottom	1	Brown/White Stripe	2465
Hose, 36'	Pump to Jack, Left Rear Top	1	Orange Solid	2486
Hose, 36'	Pump to Jack, Right Rear Top	1	Yellow Solid	2486
Hose, 38'	Pump to Jack, Right Rear Bottom	1	Yellow Stripe	2488

**Options**


**Revisions**


**MY2018 VENTANA LE 3412, 2413, 3436  
STANDARD ON ALL FLOOR PLANS LISTED**



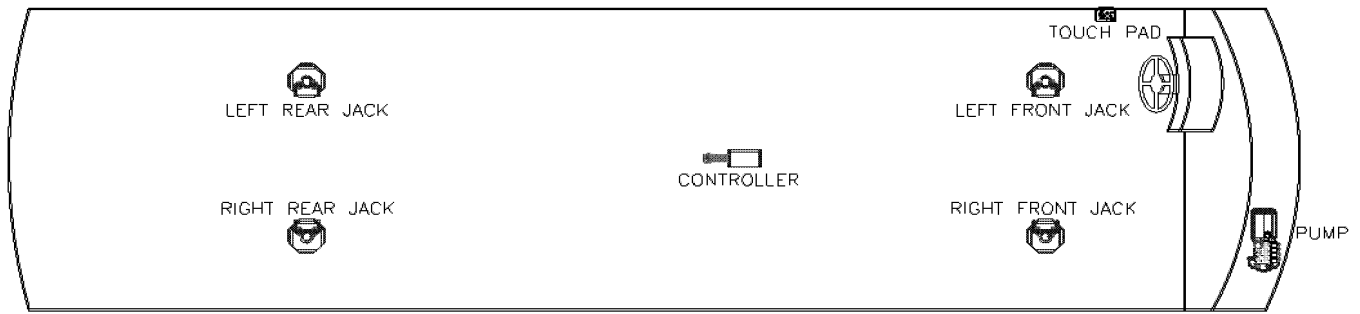
**Notes:**

Jack assembly in list includes mount plate and hardware. To order a replacement jack assembly, use part number 7214.

On 7/26/16 kit number was changed to 8642A with 3149A controller.

[illegible]

**MY2018 VENTANA LE 3709, 3713  
STANDARD ON ALL FLOOR PLANS LISTED**



**Notes:**

Jack assembly in list includes mount plate and hardware. To order a replacement jack assembly, use part number 7214.

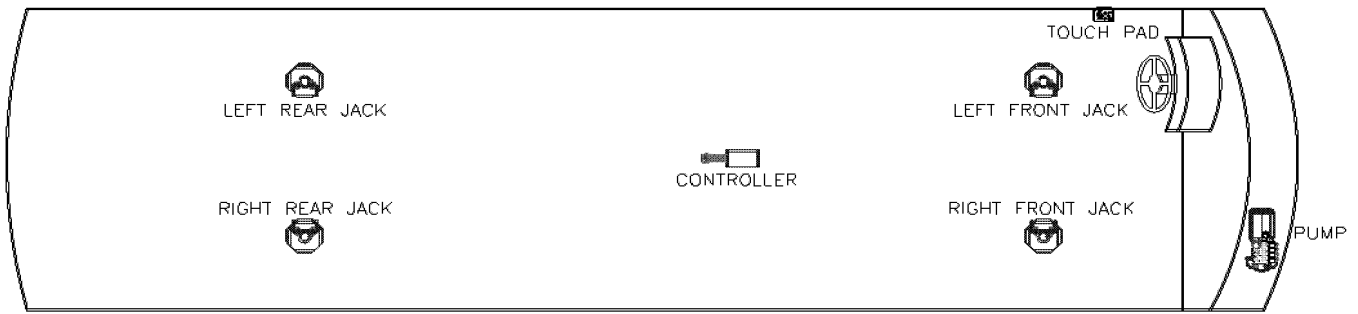
On 7/26/14 system number was changed from 8643 to 8643A for 3149A.

Item, Length	Description / Location	Qty	Color	Equalizer Part No.
Kit	(Items listed below)	1		8643A
Pump	4-Function, Jacks	1		7837
Jack	12,000 lbs, 16" Stroke	4		7835
Touch Pad	Located to the left of the drivers seat	1		3103
AL Controller	Attached to bottom of structure	1		3149A
Harness	Connects Pump, Controller, & Touch Pad	1		6940
Hose Kit	Complete Set of Hoses	1		7838
Hose, 10'	LR Jack Bottom to RR Jack Bottom	1	Orange/Yellow Stripe	2465
Hose, 10'	LF Jack Bottom to RF Jack Bottom	1	Brown/White Stripe	2465
Hose, 12'	Pump to Jack, Left Front Top	1	Brown Solid	2467
Hose, 12'	Pump to Jack, Right Front Top	1	White Solid	2467
Hose, 14'	Pump to Jack, Right Front Bottom	1	White Stripe	2469
Hose, 34'	Pump to Jack, Left Rear Top	1	Orange Solid	2484
Hose, 34'	Pump to Jack, Right Rear Top	1	Yellow Solid	2484
Hose, 36'	Pump to Jack, Right Rear Bottom	1	Yellow Stripe	2486

**Options**


**Revisions**


**MY2018 VENTANA LE 4002, 4037, 4042, 4048  
STANDARD ON ALL FLOOR PLANS LISTED**



**Notes:**

Jack assemblies in list include mount plate and hardware. To order a replacement jack assembly, use part number 7214 for the front jacks and 7134 for the rear jacks.

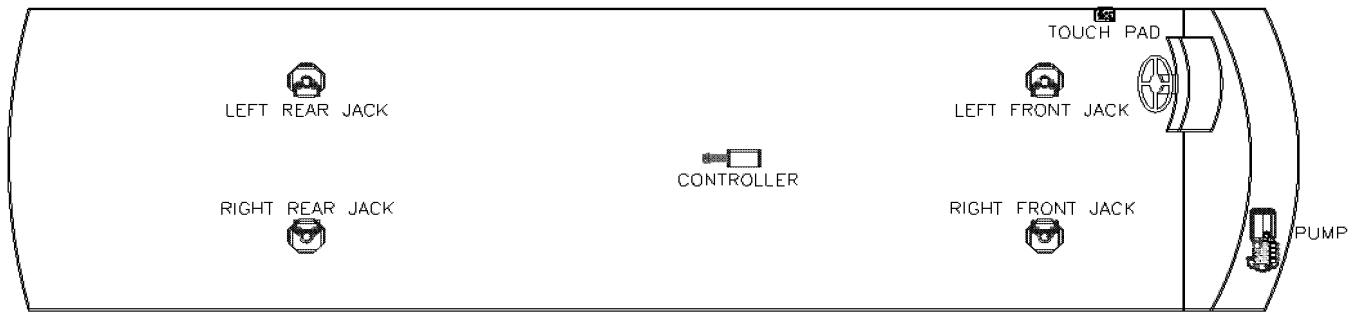
On 7/26/16 the system number changed from 8749 to 8749A for 3149A controller.

Item, Length	Description / Location	Qty	Color	Equalizer Part No.
Kit	(Items listed below)	1		8749A
Pump	4-Function, Jacks	1		7837
Jacks (Front)	12,000 lbs, 16" Stroke	2		7835
Jacks (Rear)	17,500 lbs, 18" Stroke	2		7965
Touch Pad	Located to the left of the drivers seat	1		3103
AL Controller	Attached to bottom of structure	1		3149A
Harness	Connects Pump, Controller, & Touch Pad	1		6940
Hose Kit	Complete Set of Hoses	1		7964
Hose, 10'	LR Jack Bottom to RR Jack Bottom	1	Orange/Yellow Stripe	2465
Hose, 10'	LF Jack Bottom to RF Jack Bottom	1	Brown/White Stripe	2465
Hose, 12'	Pump to Jack, Left Front Top	1	Brown Solid	2467
Hose, 12'	Pump to Jack, Right Front Top	1	White Solid	2467
Hose, 14'	Pump to Jack, Right Front Bottom	1	White Stripe	2469
Hose, 36'	Pump to Jack, Left Rear Top	1	Orange Solid	2486
Hose, 36'	Pump to Jack, Right Rear Top	1	Yellow Solid	2486
Hose, 38'	Pump to Jack, Right Rear Bottom	1	Yellow Stripe	2488

**Options**


**Revisions**


**MY2018 VENTANA 3407, 3412, 3436  
STANDARD ON ALL FLOOR PLANS LISTED**



**Notes:**

Jack assemblies in list include mount plate and hardware. To order a replacement jack assembly, use part number 7214 for a front jack, and 7134 for a rear jack.

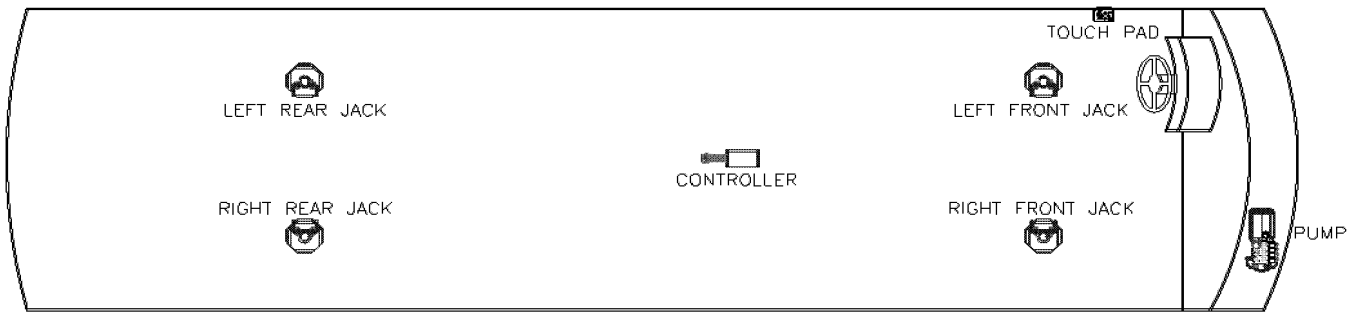
On 7/26/16 the system number changed from 8311 to 8311A for 3149A controller.

Item, Length	Description / Location	Qty	Color	Equalizer Part No.
Kit	(Items listed below)	1		8311A
Pump	4-Function, Jacks	1		7837
Jacks(Front)	12,000 lbs, 16" Stroke	2		7835
Jacks(Rear)	17,500 lbs, 18" Stroke	2		7965
Touch Pad	Located to the left of the drivers seat	1		3103
AL Controller	Attached to bottom of structure	1		3149A
Harness	Connects Pump, Controller, & Touch Pad	1		6940
Hose Kit	Complete Set of Hoses	1		7839
Hose, 10'	LR Jack Bottom to RR Jack Bottom	1	Orange/Yellow Stripe	2465
Hose, 10'	LF Jack Bottom to RF Jack Bottom	1	Brown/White Stripe	2465
Hose, 12'	Pump to Jack, Left Front Top	1	Brown Solid	2467
Hose, 12'	Pump to Jack, Right Front Top	1	White Solid	2467
Hose, 14'	Pump to Jack, Right Front Bottom	1	White Stripe	2469
Hose, 30'	Pump to Jack, Left Rear Top	1	Orange Solid	2527
Hose, 30'	Pump to Jack, Right Rear Top	1	Yellow Solid	2527
Hose, 32'	Pump to Jack, Right Rear Bottom	1	Yellow Stripe	2482

**Options**


**Revisions**


**MY2018 VENTANA 3709, 3715, 4002, 4037, 4046, 4049  
STANDARD ON ALL FLOOR PLANS LISTED**



**Notes:**

Jack assemblies in list include mount plate and hardware. To order a replacement jack assembly, use part number 7214 for the front jacks, and 7134 for the rear jacks.

On 7/26/16 the system number changed from 8282 to 8282A for 3149A controller.

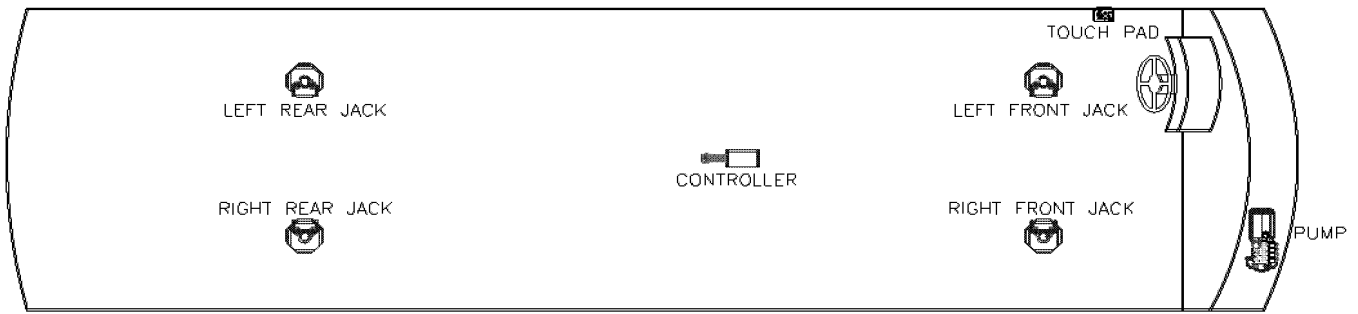
Item, Length	Description / Location	Qty	Color	Equalizer Part No.
Kit	(Items listed below)	1		8282A
Pump	4-Function, Jacks	1		7837
Jacks(Front)	12,000 lbs, 16" Stroke	2		7835
Jacks(Rear)	17,500 lbs, 16" Stroke	2		7965
Touch Pad	Located to the left of the drivers seat	1		3103
AL Controller	Attached to bottom of structure	1		3149A
Harness	Connects Pump, Controller, & Touch Pad	1		6940
Hose Kit	Complete Set of Hoses	1		7838
Hose, 10'	LR Jack Bottom to RR Jack Bottom	1	Orange/Yellow Stripe	2465
Hose, 10'	LF Jack Bottom to RF Jack Bottom	1	Brown/White Stripe	2465
Hose, 12'	Pump to Jack, Left Front Top	1	Brown Solid	2467
Hose, 12'	Pump to Jack, Right Front Top	1	White Solid	2467
Hose, 14'	Pump to Jack, Right Front Bottom	1	White Stripe	2469
Hose, 34'	Pump to Jack, Left Rear Top	1	Orange Solid	2484
Hose, 34'	Pump to Jack, Right Rear Top	1	Yellow Solid	2484
Hose, 36'	Pump to Jack, Right Rear Bottom	1	Yellow Stripe	2486

**Options**


**Revisions**




**MY2018 VENTANA 4308, 4310, 4311, 4326, 4369  
STANDARD ON ALL FLOOR PLANS LISTED**



**Notes:**

Jack assemblies in list include mount plate and hardware. To order a replacement jack assembly, use part number 7214 for the front jacks and 7134 for the rear jacks.

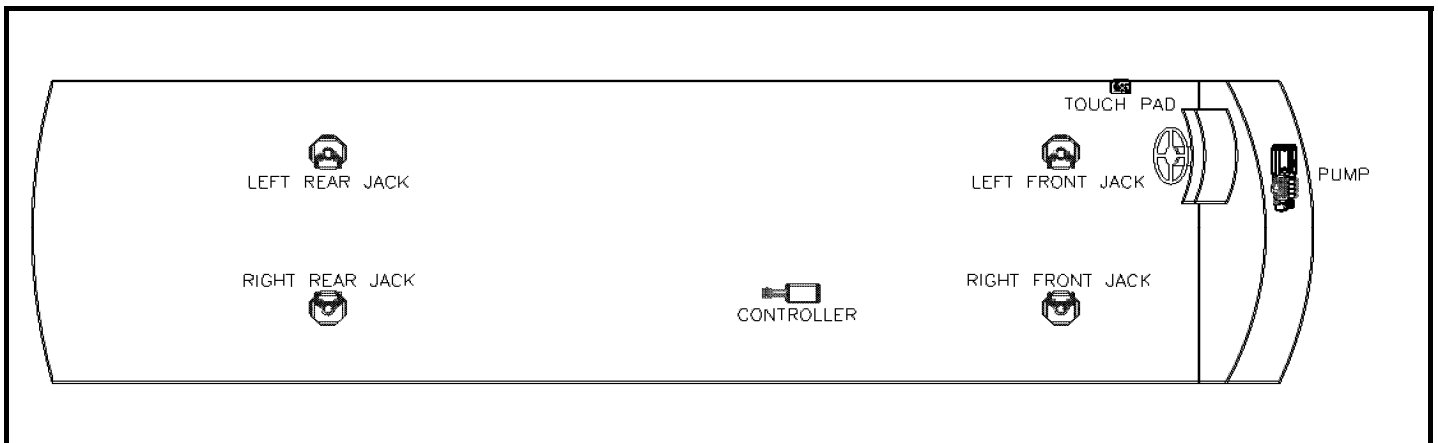
On 7/26/16 the system number changed from 8749 to 8749A for 3149A controller.

Item, Length	Description / Location	Qty	Color	Equalizer Part No.
Kit	(Items listed below)	1		8749A
Pump	4-Function, Jacks	1		7837
Jacks (Front)	12,000 lbs, 16" Stroke	2		7835
Jacks (Rear)	17,500 lbs, 18" Stroke	2		7965
Touch Pad	Located to the left of the drivers seat	1		3103
AL Controller	Attached to bottom of structure	1		3149A
Harness	Connects Pump, Controller, & Touch Pad	1		6940
Hose Kit	Complete Set of Hoses	1		7964
Hose, 10'	LR Jack Bottom to RR Jack Bottom	1	Orange/Yellow Stripe	2465
Hose, 10'	LF Jack Bottom to RF Jack Bottom	1	Brown/White Stripe	2465
Hose, 12'	Pump to Jack, Left Front Top	1	Brown Solid	2467
Hose, 12'	Pump to Jack, Right Front Top	1	White Solid	2467
Hose, 14'	Pump to Jack, Right Front Bottom	1	White Stripe	2469
Hose, 36'	Pump to Jack, Left Rear Top	1	Orange Solid	2486
Hose, 36'	Pump to Jack, Right Rear Top	1	Yellow Solid	2486
Hose, 38'	Pump to Jack, Right Rear Bottom	1	Yellow Stripe	2488

**Options**


**Revisions**


**MY2019 BAY STAR SPORT STANDARD ON: 2702, 2813, 3008, 3014, 3022, 3226, 3307**  
**MY2019 BAY STAR STANDARD ON: 3014, 3124, 3226, 3401, 3408, 3414, 3419, 3609, 3626, 3628**



**Notes:**

For model year 2014, Equalizer will begin sending jacks to Newmar already assembled on the brackets.

To order a replacement jack assembly use 7636

In October of 2014 the system number changed from 8582B to 8582C

on 7/26/16 system number was changed from 8582C to 8582D for 3149A controller

On 11/30/16 hose Pump to Jack, Left Rear Top was changed from 30' to 32'

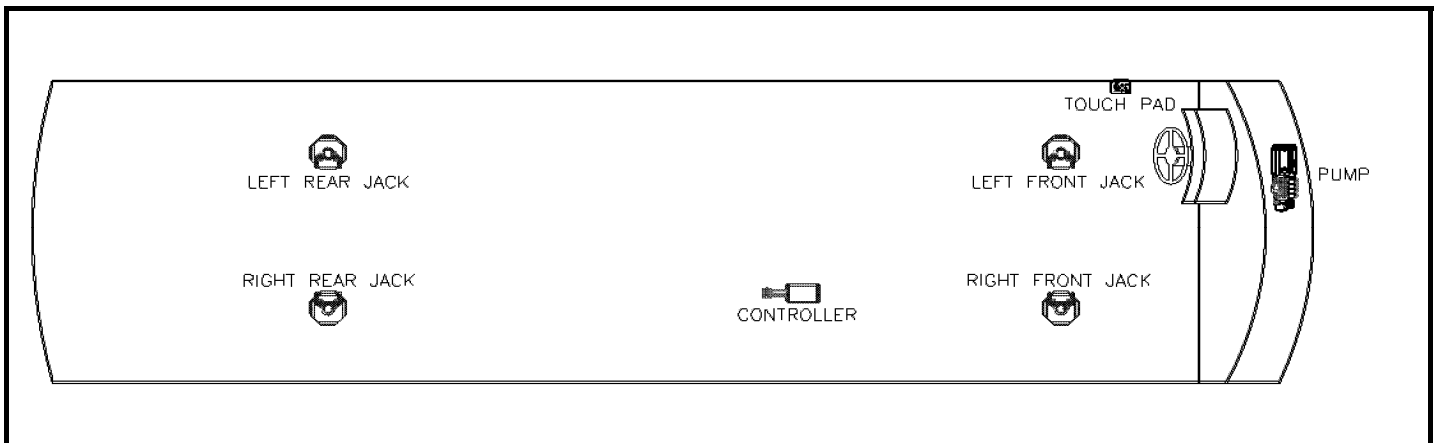
On 10/2/18 changed system from 8582D to 8285E - Pump changed from 7770 to 7770KS.

Item, Length	Description / Location	Qty	Color	Equalizer Part No.
Kit	(Items listed below)	1		8582D
Pump	4-Function, Jacks	1		7770KS
Jack	7,500 lbs, 15" Stroke/Front Jacks	2		7850
Jack	7,500 lbs, 15" Stroke/Rear Jacks	2		7851
Touch Pad	Located to the left of the drivers seat	1		3103
AL Controller	Attached to bottom of structure	1		3149A
Harness	Connects Pump, Controller, & Touch Pad	1		6918
Hose Kit	Complete Set of Hoses	1		7762
Hose, 6'	Pump to Jack, Left Front Top	1	Brown Solid	2461
Hose, 8'	Pump to Jack, Left Front Bottom	1	Brown Stripe	2463
Hose, 8'	Pump to Jack, Right Front Top	1	White Solid	2463
Hose, 8'	LR Jack Bottom to RR Jack Bottom	1	Orange/Yellow Stripe	2463
Hose, 10'	LF Jack Bottom to RF Jack Bottom	1	Brown/White Stripe	2465
Hose, 34'	Pump to Jack, Left Rear Top	1	Orange Solid	2484
Hose, 32'	Pump to Jack, Right Rear Top	1	Yellow Solid	2482
Hose, 34'	Pump to Jack, Right Rear Bottom	1	Yellow Stripe	2484


**Options**


**Revisions**


**MY2019 CANYON STAR 3513, 3608, 3627, 3646, 3710, 3719, 3722, 3723, 3911, 3924, 3927  
STANDARD ON ALL FLOOR PLANS LISTED**

**Notes:**

For model year 2014, Equalizer will begin sending jacks to Newmar already assembled on the brackets.

To order a replacement jack assembly use 7636 for the front jacks and 7214 for the rear jacks.

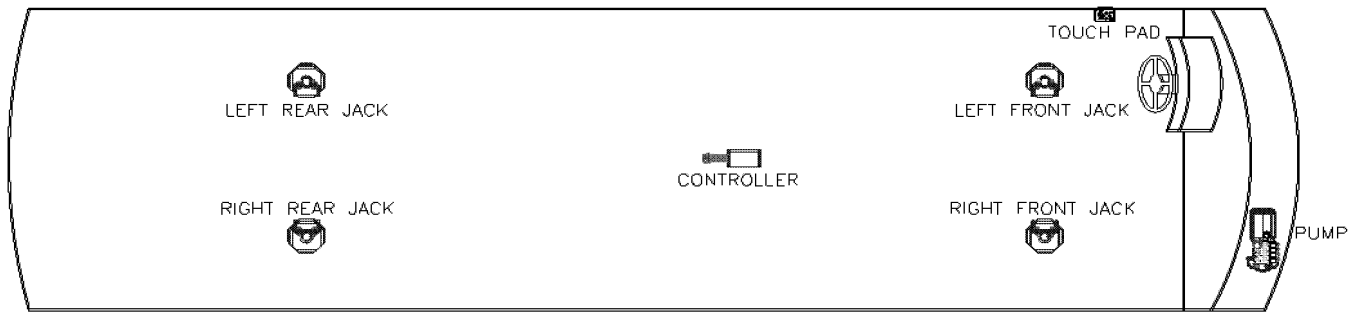
In October of 2014 the system number changed from 8612A to 8612B

On 7/26/16 the system number changed from 8612B to 8612C for 3149A controller.

On 10/2/18 the system number changed from 8612C to 8612D - Pump changed from 7770 to 7770KS

[illegible]

**MY2019 VENTANA LE 3412, 3426  
STANDARD ON ALL FLOOR PLANS LISTED**



**Notes:**

Jack assembly in list includes mount plate and hardware. To order a replacement jack assembly, use part number 7214.

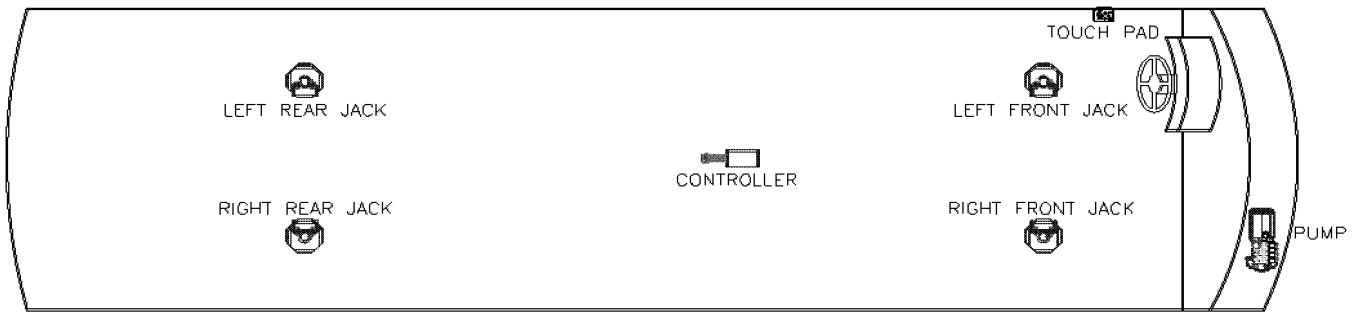
On 7/26/16 kit number was changed to 8642A with 3149A controller.

Item, Length	Description / Location	Qty	Color	Equalizer Part No.
Kit	(Items listed below)	1		8642A
Pump	4-Function, Jacks	1		7837
Jack	12,000 lbs, 16" Stroke	4		7835
Touch Pad	Located to the left of the drivers seat	1		3103
AL Controller	Attached to bottom of structure	1		3149A
Harness	Connects Pump, Controller, & Touch Pad	1		6940
Hose Kit	Complete Set of Hoses	1		7839
Hose, 10'	LR Jack Bottom to RR Jack Bottom	1	Orange/Yellow Stripe	2465
Hose, 10'	LF Jack Bottom to RF Jack Bottom	1	Brown/White Stripe	2465
Hose, 12'	Pump to Jack, Left Front Top	1	Brown Solid	2467
Hose, 12'	Pump to Jack, Right Front Top	1	White Solid	2467
Hose, 14'	Pump to Jack, Right Front Bottom	1	White Stripe	2469
Hose, 30'	Pump to Jack, Left Rear Top	1	Orange Solid	2527
Hose, 30'	Pump to Jack, Right Rear Top	1	Yellow Solid	2527
Hose, 32'	Pump to Jack, Right Rear Bottom	1	Yellow Stripe	2482

**Options**


**Revisions**


**MY2019 VENTANA LE 3709, 3717  
STANDARD ON ALL FLOOR PLANS LISTED**



**Notes:**

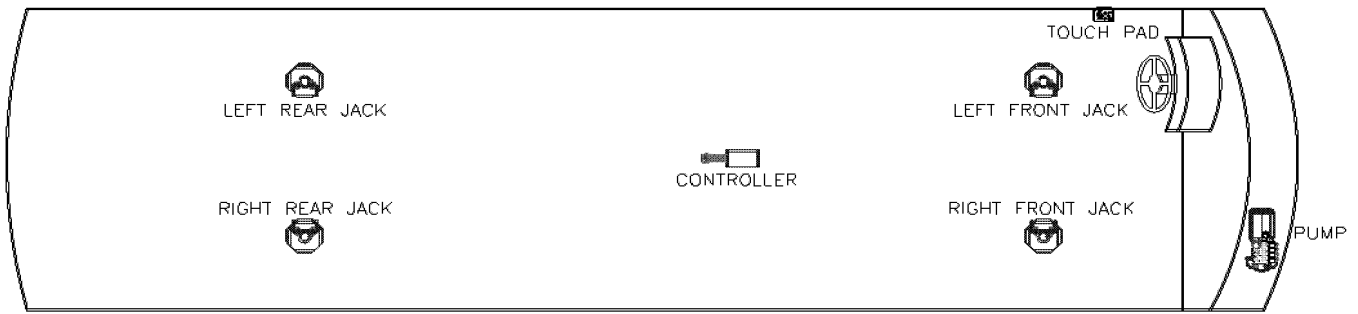
Jack assembly in list includes mount plate and hardware. To order a replacement jack assembly, use part number 7214.  
On 7/26/14 system number was changed from 8643 to 8643A for 3149A.

Item, Length	Description / Location	Qty	Color	Equalizer Part No.
Kit	(Items listed below)	1		8643A
Pump	4-Function, Jacks	1		7837
Jack	12,000 lbs, 16" Stroke	4		7835
Touch Pad	Located to the left of the drivers seat	1		3103
AL Controller	Attached to bottom of structure	1		3149A
Harness	Connects Pump, Controller, & Touch Pad	1		6940
Hose Kit	Complete Set of Hoses	1		7838
Hose, 10'	LR Jack Bottom to RR Jack Bottom	1	Orange/Yellow Stripe	2465
Hose, 10'	LF Jack Bottom to RF Jack Bottom	1	Brown/White Stripe	2465
Hose, 12'	Pump to Jack, Left Front Top	1	Brown Solid	2467
Hose, 12'	Pump to Jack, Right Front Top	1	White Solid	2467
Hose, 14'	Pump to Jack, Right Front Bottom	1	White Stripe	2469
Hose, 34'	Pump to Jack, Left Rear Top	1	Orange Solid	2484
Hose, 34'	Pump to Jack, Right Rear Top	1	Yellow Solid	2484
Hose, 36'	Pump to Jack, Right Rear Bottom	1	Yellow Stripe	2486

**Options**


**Revisions**


**MY2019 VENTANA LE 4002, 4037, 4045, 4048  
STANDARD ON ALL FLOOR PLANS LISTED**



**Notes:**

Jack assemblies in list include mount plate and hardware. To order a replacement jack assembly, use part number 7214 for the front jacks and 7134 for the rear jacks.

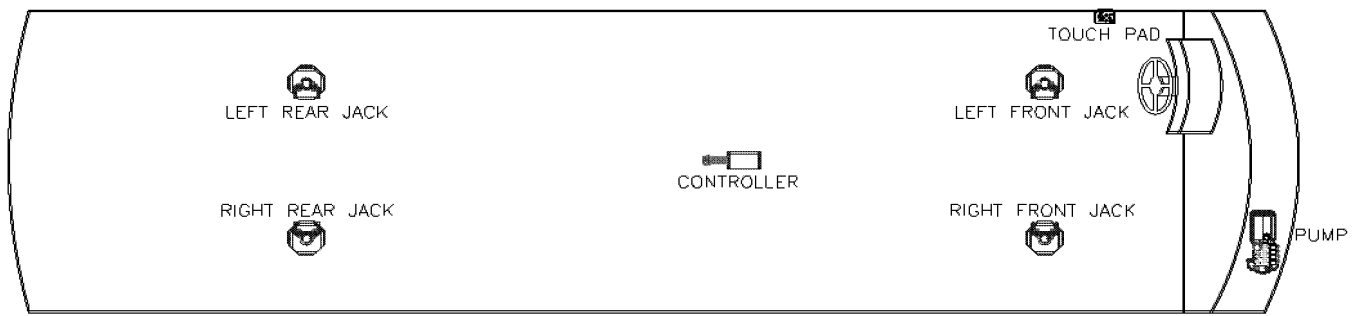
On 7/26/16 the system number changed from 8749 to 8749A for 3149A controller.

Item, Length	Description / Location	Qty	Color	Equalizer Part No.
Kit	(Items listed below)	1		8749A
Pump	4-Function, Jacks	1		7837
Jacks (Front)	12,000 lbs, 16" Stroke	2		7835
Jacks (Rear)	17,500 lbs, 18" Stroke	2		7965
Touch Pad	Located to the left of the drivers seat	1		3103
AL Controller	Attached to bottom of structure	1		3149A
Harness	Connects Pump, Controller, & Touch Pad	1		6940
Hose Kit	Complete Set of Hoses	1		7964
Hose, 10'	LR Jack Bottom to RR Jack Bottom	1	Orange/Yellow Stripe	2465
Hose, 10'	LF Jack Bottom to RF Jack Bottom	1	Brown/White Stripe	2465
Hose, 12'	Pump to Jack, Left Front Top	1	Brown Solid	2467
Hose, 12'	Pump to Jack, Right Front Top	1	White Solid	2467
Hose, 14'	Pump to Jack, Right Front Bottom	1	White Stripe	2469
Hose, 36'	Pump to Jack, Left Rear Top	1	Orange Solid	2486
Hose, 36'	Pump to Jack, Right Rear Top	1	Yellow Solid	2486
Hose, 38'	Pump to Jack, Right Rear Bottom	1	Yellow Stripe	2488

**Options**


**Revisions**


**MY2019 VENTANA 3407, 3412, 3426  
STANDARD ON ALL FLOOR PLANS LISTED**



**Notes:**

Jack assemblies in list include mount plate and hardware. To order a replacement jack assembly, use part number 7214 for a front jack, and 7134 for a rear jack.

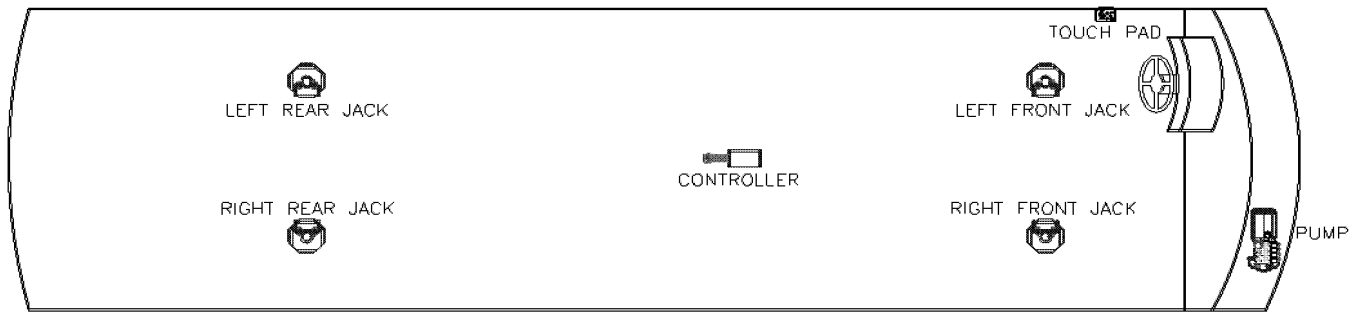
On 7/26/16 the system number changed from 8311 to 8311A for 3149A controller.

Item, Length	Description / Location	Qty	Color	Equalizer Part No.
Kit	(Items listed below)	1		8311A
Pump	4-Function, Jacks	1		7837
Jacks(Front)	12,000 lbs, 16" Stroke	2		7835
Jacks(Rear)	17,500 lbs, 18" Stroke	2		7965
Touch Pad	Located to the left of the drivers seat	1		3103
AL Controller	Attached to bottom of structure	1		3149A
Harness	Connects Pump, Controller, & Touch Pad	1		6940
Hose Kit	Complete Set of Hoses	1		7839
Hose, 10'	LR Jack Bottom to RR Jack Bottom	1	Orange/Yellow Stripe	2465
Hose, 10'	LF Jack Bottom to RF Jack Bottom	1	Brown/White Stripe	2465
Hose, 12'	Pump to Jack, Left Front Top	1	Brown Solid	2467
Hose, 12'	Pump to Jack, Right Front Top	1	White Solid	2467
Hose, 14'	Pump to Jack, Right Front Bottom	1	White Stripe	2469
Hose, 30'	Pump to Jack, Left Rear Top	1	Orange Solid	2527
Hose, 30'	Pump to Jack, Right Rear Top	1	Yellow Solid	2527
Hose, 32'	Pump to Jack, Right Rear Bottom	1	Yellow Stripe	2482

**Options**


**Revisions**


**MY2019 VENTANA 3709, 3717, 4002, 4037, 4054  
STANDARD ON ALL FLOOR PLANS LISTED  
FREIGHTLINER CHASSIS**



**Notes:**

Jack assemblies in list include mount plate and hardware. To order a replacement jack assembly, use part number 7214 for the front jacks, and 7134 for the rear jacks.

On 7/26/16 the system number changed from 8282 to 8282A for 3149A controller.

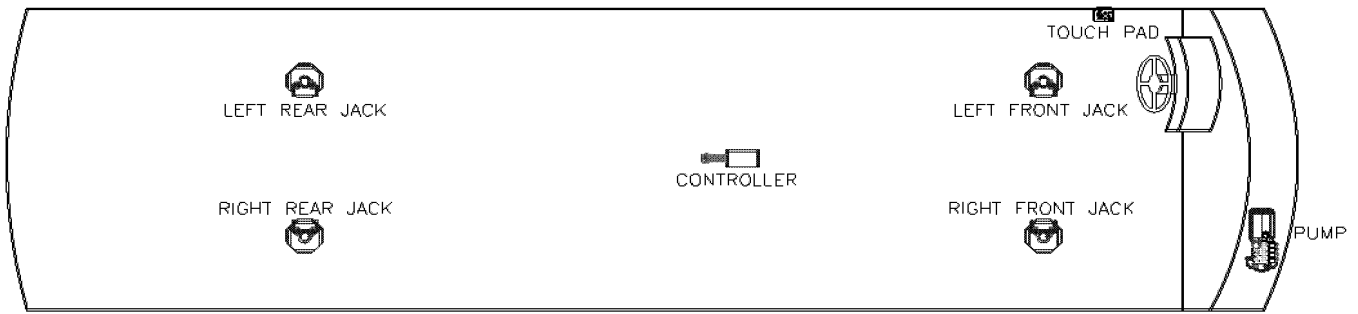
Item, Length	Description / Location	Qty	Color	Equalizer Part No.
Kit	(Items listed below)	1		8282A
Pump	4-Function, Jacks	1		7837
Jacks(Front)	12,000 lbs, 16" Stroke	2		7835
Jacks(Rear)	17,500 lbs, 18" Stroke	2		7965
Touch Pad	Located to the left of the drivers seat	1		3103
AL Controller	Attached to bottom of structure	1		3149A
Harness	Connects Pump, Controller, & Touch Pad	1		6940
Hose Kit	Complete Set of Hoses	1		7838
Hose, 10'	LR Jack Bottom to RR Jack Bottom	1	Orange/Yellow Stripe	2465
Hose, 10'	LF Jack Bottom to RF Jack Bottom	1	Brown/White Stripe	2465
Hose, 12'	Pump to Jack, Left Front Top	1	Brown Solid	2467
Hose, 12'	Pump to Jack, Right Front Top	1	White Solid	2467
Hose, 14'	Pump to Jack, Right Front Bottom	1	White Stripe	2469
Hose, 34'	Pump to Jack, Left Rear Top	1	Orange Solid	2484
Hose, 34'	Pump to Jack, Right Rear Top	1	Yellow Solid	2484
Hose, 36'	Pump to Jack, Right Rear Bottom	1	Yellow Stripe	2486

**Options**


**Revisions**




**MY2019 VENTANA 4002, 4037, 4054  
STANDARD ON ALL FLOOR PLANS LISTED  
SPARTAN CHASSIS**



**Notes:**

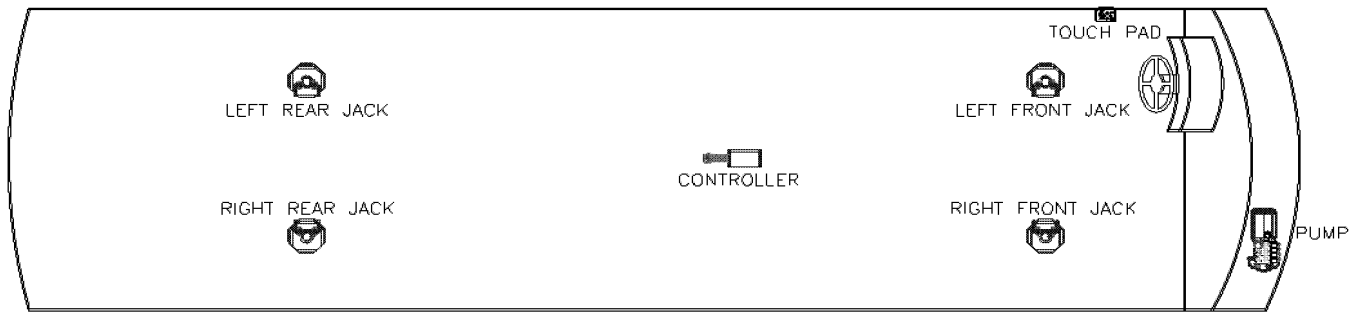
Front jack assemblies in list include mount plate and hardware. To order a replacement jack assembly, use part number 7214.  
System number originally incorrect, changed to 8245A as correct number.

Item, Length	Description / Location	Qty	Color	Equalizer Part No.
Kit	(Items listed below)	1		8245A
Pump	4-Function, Jacks	1		7837
Jacks(Front)	12,000 lbs, 16" Stroke	2		70119
Jacks(Rear)	17,500 lbs, 18" Stroke	2		7134
Touch Pad	Located to the left of the drivers seat	1		3103
AL Controller	Attached to bottom of structure	1		3149A
Harness	Connects Pump, Controller, & Touch Pad	1		6940
Hose Kit	Complete Set of Hoses	1		7838
Hose, 10'	LR Jack Bottom to RR Jack Bottom	1	Orange/Yellow Stripe	2465
Hose, 10'	LF Jack Bottom to RF Jack Bottom	1	Brown/White Stripe	2465
Hose, 12'	Pump to Jack, Left Front Top	1	Brown Solid	2467
Hose, 12'	Pump to Jack, Right Front Top	1	White Solid	2467
Hose, 14'	Pump to Jack, Right Front Bottom	1	White Stripe	2469
Hose, 34'	Pump to Jack, Left Rear Top	1	Orange Solid	2484
Hose, 34'	Pump to Jack, Right Rear Top	1	Yellow Solid	2484
Hose, 36'	Pump to Jack, Right Rear Bottom	1	Yellow Stripe	2486

**Options**


**Revisions**


**MY2019 VENTANA 4310, 4311, 4326, 4348, 4369  
STANDARD ON ALL FLOOR PLANS LISTED  
FREIGHTLINER CHASSIS**



**Notes:**

Jack assemblies in list include mount plate and hardware. To order a replacement jack assembly, use part number 7214 for the front jacks and 7134 for the rear jacks.

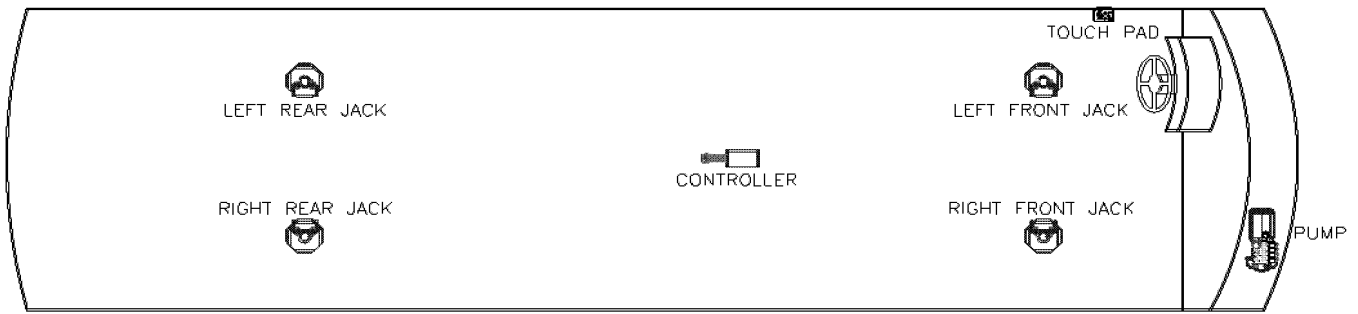
On 7/26/16 the system number changed from 8749 to 8749A for 3149A controller.

Item, Length	Description / Location	Qty	Color	Equalizer Part No.
Kit	(Items listed below)	1		8749A
Pump	4-Function, Jacks	1		7837
Jacks (Front)	12,000 lbs, 16" Stroke	2		7835
Jacks (Rear)	17,500 lbs, 18" Stroke	2		7965
Touch Pad	Located to the left of the drivers seat	1		3103
AL Controller	Attached to bottom of structure	1		3149A
Harness	Connects Pump, Controller, & Touch Pad	1		6940
Hose Kit	Complete Set of Hoses	1		7964
Hose, 10'	LR Jack Bottom to RR Jack Bottom	1	Orange/Yellow Stripe	2465
Hose, 10'	LF Jack Bottom to RF Jack Bottom	1	Brown/White Stripe	2465
Hose, 12'	Pump to Jack, Left Front Top	1	Brown Solid	2467
Hose, 12'	Pump to Jack, Right Front Top	1	White Solid	2467
Hose, 14'	Pump to Jack, Right Front Bottom	1	White Stripe	2469
Hose, 36'	Pump to Jack, Left Rear Top	1	Orange Solid	2486
Hose, 36'	Pump to Jack, Right Rear Top	1	Yellow Solid	2486
Hose, 38'	Pump to Jack, Right Rear Bottom	1	Yellow Stripe	2488

**Options**


**Revisions**


**MY2019 VENTANA 4310, 4311, 4326, 4348, 4369  
STANDARD ON ALL FLOOR PLANS LISTED  
SPARTAN CHASSIS**



**Notes:**

Front jack assemblies in list include mount plate and hardware. To order a replacement jack assembly, use part number 7214.  
System number originally incorrect, changed to 8244A as correct number.

Item, Length	Description / Location	Qty	Color	Equalizer Part No.
Kit	(Items listed below)	1		8244A
Pump	4-Function, Jacks	1		7837
Jacks (Front)	12,000 lbs, 16" Stroke	2		70119
Jacks (Rear)	17,500 lbs, 18" Stroke	2		7134
Touch Pad	Located to the left of the drivers seat	1		3103
AL Controller	Attached to bottom of structure	1		3149A
Harness	Connects Pump, Controller, & Touch Pad	1		6940
Hose Kit	Complete Set of Hoses	1		7964
Hose, 10'	LR Jack Bottom to RR Jack Bottom	1	Orange/Yellow Stripe	2465
Hose, 10'	LF Jack Bottom to RF Jack Bottom	1	Brown/White Stripe	2465
Hose, 12'	Pump to Jack, Left Front Top	1	Brown Solid	2467
Hose, 12'	Pump to Jack, Right Front Top	1	White Solid	2467
Hose, 14'	Pump to Jack, Right Front Bottom	1	White Stripe	2469
Hose, 36'	Pump to Jack, Left Rear Top	1	Orange Solid	2486
Hose, 36'	Pump to Jack, Right Rear Top	1	Yellow Solid	2486
Hose, 38'	Pump to Jack, Right Rear Bottom	1	Yellow Stripe	2488

**Options**


**Revisions**




**Notes:**

For model year 2014, Equalizer will begin sending jacks to Newmar already assembled on the brackets.

To order a replacement jack assembly use 7636

In October of 2014 the system number changed from 8582B to 8582C

on 7/26/16 system number was changed from 8582C to 8582D for 3149A controller

On 11/30/16 hose Pump to Jack, Left Rear Top was changed from 30' to 32'

On 10/2/18 changed system from 8582D to 8285E - Pump changed from 7770 to 7770KS.

For model year 2020, longer jack brackets were included and system converted to EQ Smart Level

Item, Length	Description / Location	Qty	Color	Equalizer Part No.
Kit	(Items listed below)	1		8582F
Pump	4-Function, Jacks	1		7770KS
Jack	7,500 lbs, 15" Stroke/Front Jacks	2		7850A
Jack	7,500 lbs, 15" Stroke/Rear Jacks	2		7851A
Control Panel	Located to the left of the drivers seat	1		3149ASBT
Harness	Connects Pump & Control Panel	1		6179
Hose Kit	Complete Set of Hoses	1		7762
Hose, 6'	Pump to Jack, Left Front Top	1	Brown Solid	2461
Hose, 8'	Pump to Jack, Left Front Bottom	1	Brown Stripe	2463
Hose, 8'	Pump to Jack, Right Front Top	1	White Solid	2463
Hose, 8'	LR Jack Bottom to RR Jack Bottom	1	Orange/Yellow Stripe	2463
Hose, 10'	LF Jack Bottom to RF Jack Bottom	1	Brown/White Stripe	2465
Hose, 34'	Pump to Jack, Left Rear Top	1	Orange Solid	2484
Hose, 32'	Pump to Jack, Right Rear Top	1	Yellow Solid	2482
Hose, 34'	Pump to Jack, Right Rear Bottom	1	Yellow Stripe	2484

**Options**


**Revisions**


**MY2020 CANYON STAR 3513, 3627, 3710, 3719, 3722, 3747, 3911, 3927, 3929  
STANDARD ON ALL FLOOR PLANS LISTED**



**Notes:**

For model year 2014, Equalizer will begin sending jacks to Newmar already assembled on the brackets.

To order a replacement jack assembly use 7636 for the front jacks and 7214 for the rear jacks.

In October of 2014 the system number changed from 8612A to 8612B

On 7/26/16 the system number changed from 8612B to 8612C for 3149A controller.

On 10/2/18 the system number changed from 8612C to 8612D - Pump changed from 7770 to 7770KS

For model year 2020, longer jack brackets were included and system converted to EQ Smart Level

Item, Length	Description / Location	Qty	Color	Equalizer Part No.
Kit	(Items listed below)	1		8612E
Pump	4-Function, Jacks	1		7770KS
Jack	7,500 lbs, 15" Stroke/Front Jacks	2		7850A
Jack	12,000 lbs, 16" Stroke/Rear Jacks	2		7852A
Control Panel	Located to the left of the drivers seat	1		3149ASBT
Harness	Connects Pump & Control Panel	1		6179
Hose Kit	Complete Set of Hoses	1		7791
Hose, 6'	Pump to Jack, Left Front Top	1	Brown Solid	2461
Hose, 8'	Pump to Jack, Left Front Bottom	1	Brown Stripe	2463
Hose, 8'	Pump to Jack, Right Front Top	1	White Solid	2463
Hose, 8'	LR Jack Bottom to RR Jack Bottom	1	Orange/Yellow Stripe	2463
Hose, 10'	LF Jack Bottom to RF Jack Bottom	1	Brown/White Stripe	2465
Hose, 36'	Pump to Jack, Left Rear Top	1	Orange Solid	2486
Hose, 36'	Pump to Jack, Right Rear Top	1	Yellow Solid	2486
Hose, 38'	Pump to Jack, Right Rear Bottom	1	Yellow Stripe	2488

## Options


## Revisions


**MY2020 KOUNTRY STAR 3412, 3426  
STANDARD ON ALL FLOOR PLANS LISTED**



**Notes:**

Jack assembly in list includes mount plate and hardware. To order a replacement jack assembly, use part number 7214.

On 7/26/16 kit number was changed to 8642A with 3149A controller.

For 2020 model year, jack brackets changed, pump changed from 7837 to 7837KS, & changed to EQ Smart Level

Item, Length	Description / Location	Qty	Color	Equalizer Part No.
Kit	(Items listed below)	1		8642B
Pump	4-Function, Jacks	1		7837KS
Jack	12,000 lbs, 16" Stroke	4		7835A
Control Panel	Located to the left of the drivers seat	1		3149ASBT
Harness	Connects Pump & Control Panel	1		6180
Hose Kit	Complete Set of Hoses	1		7839
Hose, 10'	LR Jack Bottom to RR Jack Bottom	1	Orange/Yellow Stripe	2465
Hose, 10'	LF Jack Bottom to RF Jack Bottom	1	Brown/White Stripe	2465
Hose, 12'	Pump to Jack, Left Front Top	1	Brown Solid	2467
Hose, 12'	Pump to Jack, Right Front Top	1	White Solid	2467
Hose, 14'	Pump to Jack, Right Front Bottom	1	White Stripe	2469
Hose, 30'	Pump to Jack, Left Rear Top	1	Orange Solid	2527
Hose, 30'	Pump to Jack, Right Rear Top	1	Yellow Solid	2527
Hose, 32'	Pump to Jack, Right Rear Bottom	1	Yellow Stripe	2482

## Options

[illegible]

## Revisions


**MY2020 KOUNTRY STAR 3709, 3717  
STANDARD ON ALL FLOOR PLANS LISTED**

**Notes:**


Jack assembly in list includes mount plate and hardware. To order a replacement jack assembly, use part number 7214.

On 7/26/14 system number was changed from 8643 to 8643A for 3149A.

For 2020 model year, jack brackets changed, pump changed from 7837 to 7837KS, & changed to EQ Smart Level

[illegible]

**MY2020 KOUNTRY STAR 4002, 4037, 4045, 4054  
STANDARD ON ALL FLOOR PLANS LISTED**



**Notes:**

Jack assemblies in list include mount plate and hardware. To order a replacement jack assembly, use part number 7214 for the front jacks and 7134 for the rear jacks.

On 7/26/16 the system number changed from 8749 to 8749A for 3149A controller.

For 2020 model year, jack brackets changed, pump changed from 7837 to 7837KS, & changed to EQ Smart Level.

Item, Length	Description / Location	Qty	Color	Equalizer Part No.
Kit	(Items listed below)	1		8749B
Pump	4-Function, Jacks	1		7837KS
Jacks (Front)	12,000 lbs, 16" Stroke	2		7835A
Jacks (Rear)	17,500 lbs, 18" Stroke	2		7965A
Control Panel	Located to the left of the drivers seat	1		3149ASBT
Harness	Connects Pump & Control Panel	1		6180
Hose Kit	Complete Set of Hoses	1		7964
Hose, 10'	LR Jack Bottom to RR Jack Bottom	1	Orange/Yellow Stripe	2465
Hose, 10'	LF Jack Bottom to RF Jack Bottom	1	Brown/White Stripe	2465
Hose, 12'	Pump to Jack, Left Front Top	1	Brown Solid	2467
Hose, 12'	Pump to Jack, Right Front Top	1	White Solid	2467
Hose, 14'	Pump to Jack, Right Front Bottom	1	White Stripe	2469
Hose, 38'	Pump to Jack, Left Rear Top	1	Orange Solid	2488
Hose, 38'	Pump to Jack, Right Rear Top	1	Yellow Solid	2488
Hose, 38'	Pump to Jack, Right Rear Bottom	1	Yellow Stripe	2488

**Options**


**Revisions**




**MY2020 VENTANA 3407, 3412, 3426  
STANDARD ON ALL FLOOR PLANS LISTED**

**Notes:**

Jack assemblies in list include mount plate and hardware. To order a replacement jack assembly, use part number 7214 for a front jack, and 7134 for a rear jack.

On 7/26/16 the system number changed from 8311 to 8311A for 3149A controller.

For 2020 model year, jack brackets changed, pump changed from 7837 to 7837KS, & changed to EQ Smart Level.

Item, Length	Description / Location	Qty	Color	Equalizer Part No.
Kit	(Items listed below)	1		8311B
Pump	4-Function, Jacks	1		7837KS
Jacks(Front)	12,000 lbs, 16" Stroke	2		7835A
Jacks(Rear)	17,500 lbs, 18" Stroke	2		7965A
Control Panel	Located to the left of the drivers seat	1		3149ASBT
Harness	Connects Pump, Controller, & Touch Pad	1		6180
Hose Kit	Complete Set of Hoses	1		7839
Hose, 10'	LR Jack Bottom to RR Jack Bottom	1	Orange/Yellow Stripe	2465
Hose, 10'	LF Jack Bottom to RF Jack Bottom	1	Brown/White Stripe	2465
Hose, 12'	Pump to Jack, Left Front Top	1	Brown Solid	2467
Hose, 12'	Pump to Jack, Right Front Top	1	White Solid	2467
Hose, 14'	Pump to Jack, Right Front Bottom	1	White Stripe	2469
Hose, 30'	Pump to Jack, Left Rear Top	1	Orange Solid	2527
Hose, 30'	Pump to Jack, Right Rear Top	1	Yellow Solid	2527
Hose, 32'	Pump to Jack, Right Rear Bottom	1	Yellow Stripe	2482

## Options

[illegible]

## Revisions


**MY2020 VENTANA 3709, 3717, 4002, 4037, 4054  
STANDARD ON ALL FLOOR PLANS LISTED  
FREIGHTLINER CHASSIS**



**Notes:**


Jack assemblies in list include mount plate and hardware. To order a replacement jack assembly, use part number 7214 for the front jacks, and 7134 for the rear jacks.

On 7/26/16 the system number changed from 8282 to 8282A for 3149A controller.

For 2020 model year, jack brackets changed, pump changed from 7837 to 7837KS, & changed to EQ Smart Level.

[illegible]

**MY2020 VENTANA 4002, 4037, 4054  
STANDARD ON ALL FLOOR PLANS LISTED  
SPARTAN CHASSIS**

**Notes:**

Front jack assemblies in list include mount plate and hardware. To order a replacement jack assembly, use part number 7214.

System number originally incorrect, changed to 8245A as correct number.

For 2020 model year pump changed from 7837 to 7837KS & changed to EQ Smart Level

Item, Length	Description / Location	Qty	Color	Equalizer Part No.
Kit	(Items listed below)	1		8245B
Pump	4-Function, Jacks	1		7837KS
Jacks(Front)	12,000 lbs, 16" Stroke	2		70119
Jacks(Rear)	17,500 lbs, 18" Stroke	2		7134
Control Panel	Located to the left of the drivers seat	1		3149ASBT
Harness	Connects Pump & Control Panel	1		6180
Hose Kit	Complete Set of Hoses	1		7838
Hose, 10'	LR Jack Bottom to RR Jack Bottom	1	Orange/Yellow Stripe	2465
Hose, 10'	LF Jack Bottom to RF Jack Bottom	1	Brown/White Stripe	2465
Hose, 12'	Pump to Jack, Left Front Top	1	Brown Solid	2467
Hose, 12'	Pump to Jack, Right Front Top	1	White Solid	2467
Hose, 14'	Pump to Jack, Right Front Bottom	1	White Stripe	2469
Hose, 34'	Pump to Jack, Left Rear Top	1	Orange Solid	2484
Hose, 34'	Pump to Jack, Right Rear Top	1	Yellow Solid	2484
Hose, 36'	Pump to Jack, Right Rear Bottom	1	Yellow Stripe	2486

## Options

[illegible]

## Revisions


**MY2020 VENTANA 4311, 4326, 4348, 4362 4369  
STANDARD ON ALL FLOOR PLANS LISTED  
FREIGHTLINER CHASSIS**



**Notes:**

Jack assemblies in list include mount plate and hardware. To order a replacement jack assembly, use part number 7214 for the front jacks and 7134 for the rear jacks.

On 7/26/16 the system number changed from 8749 to 8749A for 3149A controller.

For 2020 model year, jack brackets changed, pump changed from 7837 to 7837KS, & changed to EQ Smart Level.

Item, Length	Description / Location	Qty	Color	Equalizer Part No.
Kit	(Items listed below)	1		8749B
Pump	4-Function, Jacks	1		7837KS
Jacks (Front)	12,000 lbs, 16" Stroke	2		7835A
Jacks (Rear)	17,500 lbs, 18" Stroke	2		7965A
Control Panel	Located to the left of the drivers seat	1		3149ASBT
Harness	Connects Pump, Controller, & Touch Pad	1		6180
Hose Kit	Complete Set of Hoses	1		7964
Hose, 10'	LR Jack Bottom to RR Jack Bottom	1	Orange/Yellow Stripe	2465
Hose, 10'	LF Jack Bottom to RF Jack Bottom	1	Brown/White Stripe	2465
Hose, 12'	Pump to Jack, Left Front Top	1	Brown Solid	2467
Hose, 12'	Pump to Jack, Right Front Top	1	White Solid	2467
Hose, 14'	Pump to Jack, Right Front Bottom	1	White Stripe	2469
Hose, 38'	Pump to Jack, Left Rear Top	1	Orange Solid	2488
Hose, 38'	Pump to Jack, Right Rear Top	1	Yellow Solid	2488
Hose, 38'	Pump to Jack, Right Rear Bottom	1	Yellow Stripe	2488

**Options**


**Revisions**


**MY2020 VENTANA 4311, 4326, 4348, 4362, 4369  
STANDARD ON ALL FLOOR PLANS LISTED  
SPARTAN CHASSIS**



**Notes:**

Front jack assemblies in list include mount plate and hardware. To order a replacement jack assembly, use part number 7214.

System number originally incorrect, changed to 8244A as correct number.

For 2020 model year pump changed from 7837 to 7837KS & changed to EQ Smart Level.

Item, Length	Description / Location	Qty	Color	Equalizer Part No.
Kit	(Items listed below)	1		8244B
Pump	4-Function, Jacks	1		7837KS
Jacks (Front)	12,000 lbs, 16" Stroke	2		70119
Jacks (Rear)	17,500 lbs, 18" Stroke	2		7134
Control Panel	Located to the left of the drivers seat	1		3149ASBT
Harness	Connects Pump, Controller, & Touch Pad	1		6180
Hose Kit	Complete Set of Hoses	1		7964
Hose, 10'	LR Jack Bottom to RR Jack Bottom	1	Orange/Yellow Stripe	2465
Hose, 10'	LF Jack Bottom to RF Jack Bottom	1	Brown/White Stripe	2465
Hose, 12'	Pump to Jack, Left Front Top	1	Brown Solid	2467
Hose, 12'	Pump to Jack, Right Front Top	1	White Solid	2467
Hose, 14'	Pump to Jack, Right Front Bottom	1	White Stripe	2469
Hose, 38'	Pump to Jack, Left Rear Top	1	Orange Solid	2488
Hose, 38'	Pump to Jack, Right Rear Top	1	Yellow Solid	2488
Hose, 38'	Pump to Jack, Right Rear Bottom	1	Yellow Stripe	2488

**Options**


**Revisions**




**Notes:**

For model year 2014, Equalizer will begin sending jacks to Newmar already assembled on the brackets.

To order a replacement jack assembly use 7636

In October of 2014 the system number changed from 8582B to 8582C

on 7/26/16 system number was changed from 8582C to 8582D for 3149A controller

On 11/30/16 hose Pump to Jack, Left Rear Top was changed from 30' to 32'

On 10/2/18 changed system from 8582D to 8285E - Pump changed from 7770 to 7770KS.

For model year 2020, longer jack brackets were included and system converted to EQ Smart Level

Item, Length	Description / Location	Qty	Color	Equalizer Part No.
Kit	(Items listed below)	1		8582F
Pump	4-Function, Jacks	1		7770KS
Jack	7,500 lbs, 15" Stroke/Front Jacks	2		7850A
Jack	7,500 lbs, 15" Stroke/Rear Jacks	2		7851A
Control Panel	Located to the left of the drivers seat	1		3149ASBT
Harness	Connects Pump & Control Panel	1		6179
Hose Kit	Complete Set of Hoses	1		7762
Hose, 6'	Pump to Jack, Left Front Top	1	Brown Solid	2461
Hose, 8'	Pump to Jack, Left Front Bottom	1	Brown Stripe	2463
Hose, 8'	Pump to Jack, Right Front Top	1	White Solid	2463
Hose, 8'	LR Jack Bottom to RR Jack Bottom	1	Orange/Yellow Stripe	2463
Hose, 10'	LF Jack Bottom to RF Jack Bottom	1	Brown/White Stripe	2465
Hose, 34'	Pump to Jack, Left Rear Top	1	Orange Solid	2484
Hose, 32'	Pump to Jack, Right Rear Top	1	Yellow Solid	2482
Hose, 34'	Pump to Jack, Right Rear Bottom	1	Yellow Stripe	2484

**Options**


**Revisions**


**MY2021 CANYON STAR 3513, 3710, 3719, 3722, 3747, 3911, 3927, 3929  
STANDARD ON ALL FLOOR PLANS LISTED**



**Notes:**

For model year 2021 chassis was changed from gas to front engine diesel. Jacks, harness, hoses, and pump changed.

On 2/24/20 harness changed from 6180 to 6235

On 7/31/20 orange and yellow hoses increased length by 2'.

Item, Length	Description / Location	Qty	Color	Equalizer Part No.
Kit	(Items listed below)	1		8846
Pump	4-Function, Jacks	1		7948KS
Jack	12,000 lbs, 16" Stroke/Front Jacks	2		70266
Jack	12,000 lbs, 16" Stroke/Rear Jacks	2		7852A
Control Panel	Located to the left of the drivers seat	1		3149ASBT
Harness	Connects Pump & Control Panel	1		6325
Hose Kit	Complete Set of Hoses	1		70264
Hose, 6'	Pump to Jack, Left Front Top	1	Brown Solid	2461
Hose, 8'	Pump to Jack, Left Front Bottom	1	Brown Stripe	2463
Hose, 8'	LR Jack Bottom to RR Jack Bottom	1	Orange/Yellow Stripe	2463
Hose, 10'	LF Jack Bottom to RF Jack Bottom	1	Brown/White Stripe	2465
Hose, 12'	Pump to Jack, Right Front Top	1	White Solid	2467
Hose, 28'	Pump to Jack, Left Rear Top	1	Orange Solid	2535
Hose, 30'	Pump to Jack, Left Rear Bottom	1	Orange Stripe	2527
Hose, 32'	Pump to Jack, Right Rear Top	1	Yellow Solid	2482

**Options**


**Revisions**


**MY2021 KOUNTRY STAR 3412, 3426  
STANDARD ON ALL FLOOR PLANS LISTED**

**Notes:**

Jack assembly in list includes mount plate and hardware. To order a replacement jack assembly, use part number 7214.

On 7/26/16 kit number was changed to 8642A with 3149A controller.

For 2020 model year, jack brackets changed, pump changed from 7837 to 7837KS, & changed to EQ Smart Level.

[illegible]



**MY2021 KOUNTRY STAR 3709, 3717  
STANDARD ON ALL FLOOR PLANS LISTED**

**Notes:**

Jack assembly in list includes mount plate and hardware. To order a replacement jack assembly, use part number 7214.

On 7/26/14 system number was changed from 8643 to 8643A for 3149A.

For 2020 model year, jack brackets changed, pump changed from 7837 to 7837KS, & changed to EQ Smart Level

Item, Length	Description / Location	Qty	Color	Equalizer Part No.
Kit	(Items listed below)	1		8643B
Pump	4-Function, Jacks	1		7837KS
Jack	12,000 lbs, 16" Stroke	4		7835A
Control Panel	Located to the left of the drivers seat	1		3149ASBT
Harness	Connects Pump & Control Panel	1		6180
Hose Kit	Complete Set of Hoses	1		7838
Hose, 10'	LR Jack Bottom to RR Jack Bottom	1	Orange/Yellow Stripe	2465
Hose, 10'	LF Jack Bottom to RF Jack Bottom	1	Brown/White Stripe	2465
Hose, 12'	Pump to Jack, Left Front Top	1	Brown Solid	2467
Hose, 12'	Pump to Jack, Right Front Top	1	White Solid	2467
Hose, 14'	Pump to Jack, Right Front Bottom	1	White Stripe	2469
Hose, 34'	Pump to Jack, Left Rear Top	1	Orange Solid	2484
Hose, 34'	Pump to Jack, Right Rear Top	1	Yellow Solid	2484
Hose, 36'	Pump to Jack, Right Rear Bottom	1	Yellow Stripe	2486

## Options

[illegible]

## Revisions


**MY2021 KOUNTRY STAR 4002, 4011, 4037, 4045, 4067  
STANDARD ON ALL FLOOR PLANS LISTED**

**Notes:**


Jack assemblies in list include mount plate and hardware. To order a replacement jack assembly, use part number 7214 for the front jacks and 7134 for the rear jacks.

On 7/26/16 the system number changed from 8749 to 8749A for 3149A controller.

For 2020 model year, jack brackets changed, pump changed from 7837 to 7837KS, & changed to EQ Smart Level.

[illegible]

**MY2021 VENTANA 3407, 3412, 3426  
STANDARD ON ALL FLOOR PLANS LISTED  
FREIGHTLINER CHASSIS**



**Notes:**

Jack assemblies in list include mount plate and hardware. To order a replacement jack assembly, use part number 7214 for a front jack, and 7134 for a rear jack.

On 7/26/16 the system number changed from 8311 to 8311A for 3149A controller.

For 2020 model year, jack brackets changed, pump changed from 7837 to 7837KS, & changed to EQ Smart Level.

Item, Length	Description / Location	Qty	Color	Equalizer Part No.
Kit	(Items listed below)	1		8311B
Pump	4-Function, Jacks	1		7837KS
Jacks(Front)	12,000 lbs, 16" Stroke	2		7835A
Jacks(Rear)	17,500 lbs, 18" Stroke	2		7965A
Control Panel	Located to the left of the drivers seat	1		3149ASBT
Harness	Connects Pump, Controller, & Touch Pad	1		6180
Hose Kit	Complete Set of Hoses	1		7839
Hose, 10'	LR Jack Bottom to RR Jack Bottom	1	Orange/Yellow Stripe	2465
Hose, 10'	LF Jack Bottom to RF Jack Bottom	1	Brown/White Stripe	2465
Hose, 12'	Pump to Jack, Left Front Top	1	Brown Solid	2467
Hose, 12'	Pump to Jack, Right Front Top	1	White Solid	2467
Hose, 14'	Pump to Jack, Right Front Bottom	1	White Stripe	2469
Hose, 30'	Pump to Jack, Left Rear Top	1	Orange Solid	2527
Hose, 30'	Pump to Jack, Right Rear Top	1	Yellow Solid	2527
Hose, 32'	Pump to Jack, Right Rear Bottom	1	Yellow Stripe	2482

**Options**


**Revisions**


**MY2021 VENTANA 3407, 3412, 3426  
STANDARD ON ALL FLOOR PLANS LISTED  
SPARTAN CHASSIS**



**Notes:**

Front jack assemblies in list include mount plate and hardware. To order a replacement jack assembly, use part number 7214.

System number changed to 8844A on 3-8-21. Rear jack assemblies now include brackets. To order replacement rear jack use part number 7134.

Item, Length	Description / Location	Qty	Color	Equalizer Part No.
Kit	(Items listed below)	1		8844A
Pump	4-Function, Jacks	1		7837KS
Jacks(Front)	12,000 lbs, 16" Stroke	2		70119
Jacks(Rear)	17,500 lbs, 18" Stroke	2		7865A
Control Panel	Located to the left of the drivers seat	1		3149ASBT
Harness	Connects Pump, Controller, & Touch Pad	1		6180
Hose Kit	Complete Set of Hoses	1		7839
Hose, 10'	LR Jack Bottom to RR Jack Bottom	1	Orange/Yellow Stripe	2465
Hose, 10'	LF Jack Bottom to RF Jack Bottom	1	Brown/White Stripe	2465
Hose, 12'	Pump to Jack, Left Front Top	1	Brown Solid	2467
Hose, 12'	Pump to Jack, Right Front Top	1	White Solid	2467
Hose, 14'	Pump to Jack,Right Front Bottom	1	White Stripe	2469
Hose, 30'	Pump to Jack, Left Rear Top	1	Orange Solid	2527
Hose, 30'	Pump to Jack, Right Rear Top	1	Yellow Solid	2527
Hose, 32'	Pump to Jack, Right Rear Bottom	1	Yellow Stripe	2482

## Options

[illegible]

## Revisions

Konsolidierte Bilanz zum 31.12.2019	
Verbindlichkeiten aus Lieferungen und Leistungen	1.234.567
Verbindlichkeiten aus anderen Geschäftstransaktionen	876.543
Verbindlichkeiten aus anderen Geschäftstransaktionen	432.109
Verbindlichkeiten aus anderen Geschäftstransaktionen	210.987

**MY2021 VENTANA 3709, 3717, 4002, 4037  
STANDARD ON ALL FLOOR PLANS LISTED  
FREIGHTLINER CHASSIS**

**Notes:**

Jack assemblies in list include mount plate and hardware. To order a replacement jack assembly, use part number 7214 for the front jacks, and 7134 for the rear jacks.

On 7/26/16 the system number changed from 8282 to 8282A for 3149A controller.

For 2020 model year, jack brackets changed, pump changed from 7837 to 7837KS, & changed to EQ Smart Level.

[illegible]

**MY2021 VENTANA 3709, 3717  
STANDARD ON ALL FLOOR PLANS LISTED  
SPARTAN CHASSIS**



**Notes:**

Front jack assemblies in list include mount plate and hardware. To order a replacement jack assembly, use part number 7214.

System number originally incorrect, changed to 8245A as correct number.

For 2020 model year pump changed from 7837 to 7837KS & changed to EQ Smart Level.

System number changed to 8979 on 3-8-21. Rear jack assemblies now include brackets. To order replacement rear jack use part number 7134.

Item, Length	Description / Location	Qty	Color	Equalizer Part No.
Kit	(Items listed below)	1		8979
Pump	4-Function, Jacks	1		7837KS
Jacks(Front)	12,000 lbs, 16" Stroke	2		70119
Jacks(Rear)	17,500 lbs, 18" Stroke	2		7965A
Control Panel	Located to the left of the drivers seat	1		3149ASBT
Harness	Connects Pump & Control Panel	1		6180
Hose Kit	Complete Set of Hoses	1		7838
Hose, 10'	LR Jack Bottom to RR Jack Bottom	1	Orange/Yellow Stripe	2465
Hose, 10'	LF Jack Bottom to RF Jack Bottom	1	Brown/White Stripe	2465
Hose, 12'	Pump to Jack, Left Front Top	1	Brown Solid	2467
Hose, 12'	Pump to Jack, Right Front Top	1	White Solid	2467
Hose, 14'	Pump to Jack,Right Front Bottom	1	White Stripe	2469
Hose, 34'	Pump to Jack, Left Rear Top	1	Orange Solid	2484
Hose, 34'	Pump to Jack, Right Rear Top	1	Yellow Solid	2484
Hose, 36'	Pump to Jack, Right Rear Bottom	1	Yellow Stripe	2486

## Options


## Revisions

Reviews	

**MY2021 VENTANA 4002, 4037  
STANDARD ON ALL FLOOR PLANS LISTED  
SPARTAN CHASSIS**



**Notes:**

Front jack assemblies in list include mount plate and hardware. To order a replacement jack assembly, use part number 7214.

System number originally incorrect, changed to 8245A as correct number.

For 2020 model year pump changed from 7837 to 7837KS & changed to EQ Smart Level.

Item, Length	Description / Location	Qty	Color	Equalizer Part No.
Kit	(Items listed below)	1		8245B
Pump	4-Function, Jacks	1		7837KS
Jacks(Front)	12,000 lbs, 16" Stroke	2		70119
Jacks(Rear)	17,500 lbs, 18" Stroke	2		7134
Control Panel	Located to the left of the drivers seat	1		3149ASBT
Harness	Connects Pump & Control Panel	1		6180
Hose Kit	Complete Set of Hoses	1		7838
Hose, 10'	LR Jack Bottom to RR Jack Bottom	1	Orange/Yellow Stripe	2465
Hose, 10'	LF Jack Bottom to RF Jack Bottom	1	Brown/White Stripe	2465
Hose, 12'	Pump to Jack, Left Front Top	1	Brown Solid	2467
Hose, 12'	Pump to Jack, Right Front Top	1	White Solid	2467
Hose, 14'	Pump to Jack, Right Front Bottom	1	White Stripe	2469
Hose, 34'	Pump to Jack, Left Rear Top	1	Orange Solid	2484
Hose, 34'	Pump to Jack, Right Rear Top	1	Yellow Solid	2484
Hose, 36'	Pump to Jack, Right Rear Bottom	1	Yellow Stripe	2486

**Options**


**Revisions**


**MY2021 VENTANA 4311, 4326, 4329, 4354, 4362 4369  
STANDARD ON ALL FLOOR PLANS LISTED  
FREIGHTLINER CHASSIS**



**Notes:**

Jack assemblies in list include mount plate and hardware. To order a replacement jack assembly, use part number 7214 for the front jacks and 7134 for the rear jacks.

On 7/26/16 the system number changed from 8749 to 8749A for 3149A controller.

For 2020 model year, jack brackets changed, pump changed from 7837 to 7837KS, & changed to EQ Smart Level.


Item, Length	Description / Location	Qty	Color	Equalizer Part No.
Kit	(Items listed below)	1		8749B
Pump	4-Function, Jacks	1		7837KS
Jacks (Front)	12,000 lbs, 16" Stroke	2		7835A
Jacks (Rear)	17,500 lbs, 18" Stroke	2		7965A
Control Panel	Located to the left of the drivers seat	1		3149ASBT
Harness	Connects Pump, Controller, & Touch Pad	1		6180
Hose Kit	Complete Set of Hoses	1		7964
Hose, 10'	LR Jack Bottom to RR Jack Bottom	1	Orange/Yellow Stripe	2465
Hose, 10'	LF Jack Bottom to RF Jack Bottom	1	Brown/White Stripe	2465
Hose, 12'	Pump to Jack, Left Front Top	1	Brown Solid	2467
Hose, 12'	Pump to Jack, Right Front Top	1	White Solid	2467
Hose, 14'	Pump to Jack, Right Front Bottom	1	White Stripe	2469
Hose, 38'	Pump to Jack, Left Rear Top	1	Orange Solid	2488
Hose, 38'	Pump to Jack, Right Rear Top	1	Yellow Solid	2488
Hose, 38'	Pump to Jack, Right Rear Bottom	1	Yellow Stripe	2488

**Options**


**Revisions**




**MY2021 VENTANA 4311, 4326, 4329, 4354, 4362, 4369  
STANDARD ON ALL FLOOR PLANS LISTED  
SPARTAN CHASSIS**



**Notes:**

Front jack assemblies in list include mount plate and hardware. To order a replacement jack assembly, use part number 7214.

System number originally incorrect, changed to 8244A as correct number.

For 2020 model year pump changed from 7837 to 7837KS & changed to EQ Smart Level.

Item, Length	Description / Location	Qty	Color	Equalizer Part No.
Kit	(Items listed below)	1		8244B
Pump	4-Function, Jacks	1		7837KS
Jacks (Front)	12,000 lbs, 16" Stroke	2		70119
Jacks (Rear)	17,500 lbs, 18" Stroke	2		7134
Control Panel	Located to the left of the drivers seat	1		3149ASBT
Harness	Connects Pump, Controller, & Touch Pad	1		6180
Hose Kit	Complete Set of Hoses	1		7964
Hose, 10'	LR Jack Bottom to RR Jack Bottom	1	Orange/Yellow Stripe	2465
Hose, 10'	LF Jack Bottom to RF Jack Bottom	1	Brown/White Stripe	2465
Hose, 12'	Pump to Jack, Left Front Top	1	Brown Solid	2467
Hose, 12'	Pump to Jack, Right Front Top	1	White Solid	2467
Hose, 14'	Pump to Jack, Right Front Bottom	1	White Stripe	2469
Hose, 38'	Pump to Jack, Left Rear Top	1	Orange Solid	2488
Hose, 38'	Pump to Jack, Right Rear Top	1	Yellow Solid	2488
Hose, 38'	Pump to Jack, Right Rear Bottom	1	Yellow Stripe	2488

**Options**


**Revisions**


**MY2022 BAY STAR SPORT STANDARD ON: 2702, 2813, 2905, 3014, 3022, 3226, 3315, 3316**  
**MY2022 BAY STAR STANDARD ON: 3005, 3014, 3124, 3226, 3401, 3408, 3416, 3609, 3616, 3626, 3811**



**Notes:**

For model year 2014, Equalizer will begin sending jacks to Newmar already assembled on the brackets.

To order a replacement jack assembly use 7636

In October of 2014 the system number changed from 8582B to 8582C

on 7/26/16 system number was changed from 8582C to 8582D for 3149A controller

On 11/30/16 hose Pump to Jack, Left Rear Top was changed from 30' to 32'

On 10/2/18 changed system from 8582D to 8285E - Pump changed from 7770 to 7770KS.

For model year 2020, longer jack brackets were included and system converted to EQ Smart Level

Item, Length	Description / Location	Qty	Color	Equalizer Part No.
Kit	(Items listed below)	1		8582F
Pump	4-Function, Jacks	1		7770KS
Jack	7,500 lbs, 15" Stroke/Front Jacks	2		7850A
Jack	7,500 lbs, 15" Stroke/Rear Jacks	2		7851A
Control Panel	Located to the left of the drivers seat	1		3149ASBT
Harness	Connects Pump & Control Panel	1		6179
Hose Kit	Complete Set of Hoses	1		7762
Hose, 6'	Pump to Jack, Left Front Top	1	Brown Solid	2461
Hose, 8'	Pump to Jack, Left Front Bottom	1	Brown Stripe	2463
Hose, 8'	Pump to Jack, Right Front Top	1	White Solid	2463
Hose, 8'	LR Jack Bottom to RR Jack Bottom	1	Orange/Yellow Stripe	2463
Hose, 10'	LF Jack Bottom to RF Jack Bottom	1	Brown/White Stripe	2465
Hose, 34'	Pump to Jack, Left Rear Top	1	Orange Solid	2484
Hose, 32'	Pump to Jack, Right Rear Top	1	Yellow Solid	2482
Hose, 34'	Pump to Jack, Right Rear Bottom	1	Yellow Stripe	2484

**Options**


**Revisions**


**MY2022 CANYON STAR 3513, 3710, 3722, 3927, 3929  
STANDARD ON ALL FLOOR PLANS LISTED**



**Notes:**

For model year 2021 chassis was changed from gas to front engine diesel. Jacks, harness, hoses, and pump changed.  
On 2/24/20 harness changed from 6180 to 6235  
On 7/31/20 orange and yellow hoses increased length by 2'.

Item, Length	Description / Location	Qty	Color	Equalizer Part No.
Kit	(Items listed below)	1		8846
Pump	4-Function, Jacks	1		7948KS
Jack	12,000 lbs, 16" Stroke/Front Jacks	2		70266
Jack	12,000 lbs, 16" Stroke/Rear Jacks	2		7852A
Control Panel	Located to the left of the drivers seat	1		3149ASBT
Harness	Connects Pump & Control Panel	1		6325
Hose Kit	Complete Set of Hoses	1		70264
Hose, 6'	Pump to Jack, Left Front Top	1	Brown Solid	2461
Hose, 8'	Pump to Jack, Left Front Bottom	1	Brown Stripe	2463
Hose, 8'	LR Jack Bottom to RR Jack Bottom	1	Orange/Yellow Stripe	2463
Hose, 10'	LF Jack Bottom to RF Jack Bottom	1	Brown/White Stripe	2465
Hose, 12'	Pump to Jack, Right Front Top	1	White Solid	2467
Hose, 28'	Pump to Jack, Left Rear Top	1	Orange Solid	2535
Hose, 30'	Pump to Jack, Left Rear Bottom	1	Orange Stripe	2527
Hose, 32'	Pump to Jack, Right Rear Top	1	Yellow Solid	2482

**Options**


**Revisions**


**MY2022 KOUNTRY STAR  
3412, 3426  
STANDARD ON ALL FLOOR PLANS LISTED**



**Notes:**

Jack assembly in list includes mount plate and hardware. To order a replacement jack assembly, use part number 7214.

On 7/26/16 kit number was changed to 8642A with 3149A controller.


For 2020 model year, jack brackets changed, pump changed from 7837 to 7837KS, & changed to EQ Smart Level.

Item, Length	Description / Location	Qty	Color	Equalizer Part No.
Kit	(Items listed below)	1		8642B
Pump	4-Function, Jacks	1		7837KS
Jack	12,000 lbs, 16" Stroke	4		7835A
Control Panel	Located to the left of the drivers seat	1		3149ASBT
Harness	Connects Pump & Control Panel	1		6180
Hose Kit	Complete Set of Hoses	1		7839
Hose, 10'	LR Jack Bottom to RR Jack Bottom	1	Orange/Yellow Stripe	2465
Hose, 10'	LF Jack Bottom to RF Jack Bottom	1	Brown/White Stripe	2465
Hose, 12'	Pump to Jack, Left Front Top	1	Brown Solid	2467
Hose, 12'	Pump to Jack, Right Front Top	1	White Solid	2467
Hose, 14'	Pump to Jack, Right Front Bottom	1	White Stripe	2469
Hose, 30'	Pump to Jack, Left Rear Top	1	Orange Solid	2527
Hose, 30'	Pump to Jack, Right Rear Top	1	Yellow Solid	2527
Hose, 32'	Pump to Jack, Right Rear Bottom	1	Yellow Stripe	2482

**Options**


**Revisions**


**MY2022 KOUNTRY STAR 3709, 3717  
STANDARD ON ALL FLOOR PLANS LISTED**

**Notes:**

Jack assembly in list includes mount plate and hardware. To order a replacement jack assembly, use part number 7214.

On 7/26/14 system number was changed from 8643 to 8643A for 3149A.

For 2020 model year, jack brackets changed, pump changed from 7837 to 7837KS, & changed to EQ Smart Level

Item, Length	Description / Location	Qty	Color	Equalizer Part No.
Kit	(Items listed below)	1		8643B
Pump	4-Function, Jacks	1		7837KS
Jack	12,000 lbs, 16" Stroke	4		7835A
Control Panel	Located to the left of the drivers seat	1		3149ASBT
Harness	Connects Pump & Control Panel	1		6180
Hose Kit	Complete Set of Hoses	1		7838
Hose, 10'	LR Jack Bottom to RR Jack Bottom	1	Orange/Yellow Stripe	2465
Hose, 10'	LF Jack Bottom to RF Jack Bottom	1	Brown/White Stripe	2465
Hose, 12'	Pump to Jack, Left Front Top	1	Brown Solid	2467
Hose, 12'	Pump to Jack, Right Front Top	1	White Solid	2467
Hose, 14'	Pump to Jack, Right Front Bottom	1	White Stripe	2469
Hose, 34'	Pump to Jack, Left Rear Top	1	Orange Solid	2484
Hose, 34'	Pump to Jack, Right Rear Top	1	Yellow Solid	2484
Hose, 36'	Pump to Jack, Right Rear Bottom	1	Yellow Stripe	2486

## Options

[illegible]

## Revisions


Diagram illustrating the interior layout of the vehicle, showing the locations of the four jacks and the pump:

- LEFT REAR JACK
- RIGHT REAR JACK
- LEFT FRONT JACK
- RIGHT FRONT JACK
- CONTROL PANEL
- PUMP

Jack assemblies in list include mount plate and hardware. To order a replacement jack assembly, use part number 7214 for the front jacks and 7134 for the rear jacks.

For 2020 model year, jack brackets changed, pump changed from 7837 to 7837KS, & changed to EQ Smart Level.

NEWMAR 2022 MODEL CHART.xls 7/22/2021

**MY2022 VENTANA 3407, 3412, 3426  
STANDARD ON ALL FLOOR PLANS LISTED  
FREIGHTLINER CHASSIS**



**Notes:**

Jack assemblies in list include mount plate and hardware. To order a replacement jack assembly, use part number 7214 for a front jack, and 7134 for a rear jack.

On 7/26/16 the system number changed from 8311 to 8311A for 3149A controller.

For 2020 model year, jack brackets changed, pump changed from 7837 to 7837KS, & changed to EQ Smart Level.

Item, Length	Description / Location	Qty	Color	Equalizer Part No.
Kit	(Items listed below)	1		8311B
Pump	4-Function, Jacks	1		7837KS
Jacks(Front)	12,000 lbs, 16" Stroke	2		7835A
Jacks(Rear)	17,500 lbs, 18" Stroke	2		7965A
Control Panel	Located to the left of the drivers seat	1		3149ASBT
Harness	Connects Pump, Controller, & Touch Pad	1		6180
Hose Kit	Complete Set of Hoses	1		7839
Hose, 10'	LR Jack Bottom to RR Jack Bottom	1	Orange/Yellow Stripe	2465
Hose, 10'	LF Jack Bottom to RF Jack Bottom	1	Brown/White Stripe	2465
Hose, 12'	Pump to Jack, Left Front Top	1	Brown Solid	2467
Hose, 12'	Pump to Jack, Right Front Top	1	White Solid	2467
Hose, 14'	Pump to Jack,Right Front Bottom	1	White Stripe	2469
Hose, 30'	Pump to Jack, Left Rear Top	1	Orange Solid	2527
Hose, 30'	Pump to Jack, Right Rear Top	1	Yellow Solid	2527
Hose, 32'	Pump to Jack, Right Rear Bottom	1	Yellow Stripe	2482

## Options

[illegible]

## Revisions

Reviews	

**MY2022 VENTANA 3407, 3412, 3426  
STANDARD ON ALL FLOOR PLANS LISTED  
SPARTAN CHASSIS**



**Notes:**

Front jack assemblies in list include mount plate and hardware. To order a replacement jack assembly, use part number 7214.

System number changed to 8844A on 3-8-21. Rear jack assemblies now include brackets. To order replacement rear jack use part number 7134.

Item, Length	Description / Location	Qty	Color	Equalizer Part No.
Kit	(Items listed below)	1		8844A
Pump	4-Function, Jacks	1		7837KS
Jacks(Front)	12,000 lbs, 16" Stroke	2		70119
Jacks(Rear)	17,500 lbs, 18" Stroke	2		7865A
Control Panel	Located to the left of the drivers seat	1		3149ASBT
Harness	Connects Pump, Controller, & Touch Pad	1		6180
Hose Kit	Complete Set of Hoses	1		7839
Hose, 10'	LR Jack Bottom to RR Jack Bottom	1	Orange/Yellow Stripe	2465
Hose, 10'	LF Jack Bottom to RF Jack Bottom	1	Brown/White Stripe	2465
Hose, 12'	Pump to Jack, Left Front Top	1	Brown Solid	2467
Hose, 12'	Pump to Jack, Right Front Top	1	White Solid	2467
Hose, 14'	Pump to Jack,Right Front Bottom	1	White Stripe	2469
Hose, 30'	Pump to Jack, Left Rear Top	1	Orange Solid	2527
Hose, 30'	Pump to Jack, Right Rear Top	1	Yellow Solid	2527
Hose, 32'	Pump to Jack, Right Rear Bottom	1	Yellow Stripe	2482

## Options

## Revisions



**MY2022 VENTANA 3709, 3717, 4002, 4037  
STANDARD ON ALL FLOOR PLANS LISTED  
FREIGHTLINER CHASSIS**

**Notes:**

Jack assemblies in list include mount plate and hardware. To order a replacement jack assembly, use part number 7214 for the front jacks, and 7134 for the rear jacks.

On 7/26/16 the system number changed from 8282 to 8282A for 3149A controller.

For 2020 model year, jack brackets changed, pump changed from 7837 to 7837KS, & changed to EQ Smart Level.

[illegible]

**MY2022 VENTANA 3709, 3717  
STANDARD ON ALL FLOOR PLANS LISTED  
SPARTAN CHASSIS**

**Notes:**

Front jack assemblies in list include mount plate and hardware. To order a replacement jack assembly, use part number 7214.

System number originally incorrect, changed to 8245A as correct number.

For 2020 model year pump changed from 7837 to 7837KS & changed to EQ Smart Level.

System number changed to 8979 on 3-8-21. Rear jack assemblies now include brackets. To order replacement rear jack use part number 7134.

Item, Length	Description / Location	Qty	Color	Equalizer Part No.
Kit	(Items listed below)	1		8979
Pump	4-Function, Jacks	1		7837KS
Jacks(Front)	12,000 lbs, 16" Stroke	2		70119
Jacks(Rear)	17,500 lbs, 18" Stroke	2		7965A
Control Panel	Located to the left of the drivers seat	1		3149ASBT
Harness	Connects Pump & Control Panel	1		6180
Hose Kit	Complete Set of Hoses	1		7838
Hose, 10'	LR Jack Bottom to RR Jack Bottom	1	Orange/Yellow Stripe	2465
Hose, 10'	LF Jack Bottom to RF Jack Bottom	1	Brown/White Stripe	2465
Hose, 12'	Pump to Jack, Left Front Top	1	Brown Solid	2467
Hose, 12'	Pump to Jack, Right Front Top	1	White Solid	2467
Hose, 14'	Pump to Jack,Right Front Bottom	1	White Stripe	2469
Hose, 34'	Pump to Jack, Left Rear Top	1	Orange Solid	2484
Hose, 34'	Pump to Jack, Right Rear Top	1	Yellow Solid	2484
Hose, 36'	Pump to Jack, Right Rear Bottom	1	Yellow Stripe	2486


## Options

[illegible]

## Revisions

Konsolidierte Bilanz zum 31.12.2019	
Verbindlichkeiten aus Lieferungen und Leistungen	1.234.567
Verbindlichkeiten aus anderen Geschäftstransaktionen	876.543
Verbindlichkeiten aus anderen Geschäftstransaktionen	432.109
Verbindlichkeiten aus anderen Geschäftstransaktionen	210.987

**MY2022 VENTANA 4002, 4037  
STANDARD ON ALL FLOOR PLANS LISTED  
SPARTAN CHASSIS**



**Notes:**

Front jack assemblies in list include mount plate and hardware. To order a replacement jack assembly, use part number 7214.

System number originally incorrect, changed to 8245A as correct number.


For 2020 model year pump changed from 7837 to 7837KS & changed to EQ Smart Level.

Item, Length	Description / Location	Qty	Color	Equalizer Part No.
Kit	(Items listed below)	1		8245B
Pump	4-Function, Jacks	1		7837KS
Jacks(Front)	12,000 lbs, 16" Stroke	2		70119
Jacks(Rear)	17,500 lbs, 18" Stroke	2		7134
Control Panel	Located to the left of the drivers seat	1		3149ASBT
Harness	Connects Pump & Control Panel	1		6180
Hose Kit	Complete Set of Hoses	1		7838
Hose, 10'	LR Jack Bottom to RR Jack Bottom	1	Orange/Yellow Stripe	2465
Hose, 10'	LF Jack Bottom to RF Jack Bottom	1	Brown/White Stripe	2465
Hose, 12'	Pump to Jack, Left Front Top	1	Brown Solid	2467
Hose, 12'	Pump to Jack, Right Front Top	1	White Solid	2467
Hose, 14'	Pump to Jack, Right Front Bottom	1	White Stripe	2469
Hose, 34'	Pump to Jack, Left Rear Top	1	Orange Solid	2484
Hose, 34'	Pump to Jack, Right Rear Top	1	Yellow Solid	2484
Hose, 36'	Pump to Jack, Right Rear Bottom	1	Yellow Stripe	2486

**Options**


**Revisions**


**MY2022 VENTANA 4310, 4326, 4334, 4369  
STANDARD ON ALL FLOOR PLANS LISTED  
FREIGHTLINER CHASSIS**

**Notes:**

Jack assemblies in list include mount plate and hardware. To order a replacement jack assembly, use part number 7214 for the front jacks and 7134 for the rear jacks.

On 7/26/16 the system number changed from 8749 to 8749A for 3149A controller.

For 2020 model year, jack brackets changed, pump changed from 7837 to 7837KS, & changed to EQ Smart Level.

Item, Length	Description / Location	Qty	Color	Equalizer Part No.
Kit	(Items listed below)	1		8749B
Pump	4-Function, Jacks	1		7837KS
Jacks (Front)	12,000 lbs, 16" Stroke	2		7835A
Jacks (Rear)	17,500 lbs, 18" Stroke	2		7965A
Control Panel	Located to the left of the drivers seat	1		3149ASBT
Harness	Connects Pump, Controller, & Touch Pad	1		6180
Hose Kit	Complete Set of Hoses	1		7964
Hose, 10'	LR Jack Bottom to RR Jack Bottom	1	Orange/Yellow Stripe	2465
Hose, 10'	LF Jack Bottom to RF Jack Bottom	1	Brown/White Stripe	2465
Hose, 12'	Pump to Jack, Left Front Top	1	Brown Solid	2467
Hose, 12'	Pump to Jack, Right Front Top	1	White Solid	2467
Hose, 14'	Pump to Jack, Right Front Bottom	1	White Stripe	2469
Hose, 38'	Pump to Jack, Left Rear Top	1	Orange Solid	2488
Hose, 38'	Pump to Jack, Right Rear Top	1	Yellow Solid	2488
Hose, 38'	Pump to Jack, Right Rear Bottom	1	Yellow Stripe	2488

## Options

[illegible]

## Revisions


**MY2022 VENTANA 4310, 4326, 4334, 4369  
STANDARD ON ALL FLOOR PLANS LISTED  
SPARTAN CHASSIS**

**Notes:**

Front jack assemblies in list include mount plate and hardware. To order a replacement jack assembly, use part number 7214.

System number originally incorrect, changed to 8244A as correct number.

For 2020 model year pump changed from 7837 to 7837KS & changed to EQ Smart Level.

Item, Length	Description / Location	Qty	Color	Equalizer Part No.
Kit	(Items listed below)	1		8244B
Pump	4-Function, Jacks	1		7837KS
Jacks (Front)	12,000 lbs, 16" Stroke	2		70119
Jacks (Rear)	17,500 lbs, 18" Stroke	2		7134
Control Panel	Located to the left of the drivers seat	1		3149ASBT
Harness	Connects Pump, Controller, & Touch Pad	1		6180
Hose Kit	Complete Set of Hoses	1		7964
Hose, 10'	LR Jack Bottom to RR Jack Bottom	1	Orange/Yellow Stripe	2465
Hose, 10'	LF Jack Bottom to RF Jack Bottom	1	Brown/White Stripe	2465
Hose, 12'	Pump to Jack, Left Front Top	1	Brown Solid	2467
Hose, 12'	Pump to Jack, Right Front Top	1	White Solid	2467
Hose, 14'	Pump to Jack, Right Front Bottom	1	White Stripe	2469
Hose, 38'	Pump to Jack, Left Rear Top	1	Orange Solid	2488
Hose, 38'	Pump to Jack, Right Rear Top	1	Yellow Solid	2488
Hose, 38'	Pump to Jack, Right Rear Bottom	1	Yellow Stripe	2488

## Options

[illegible]

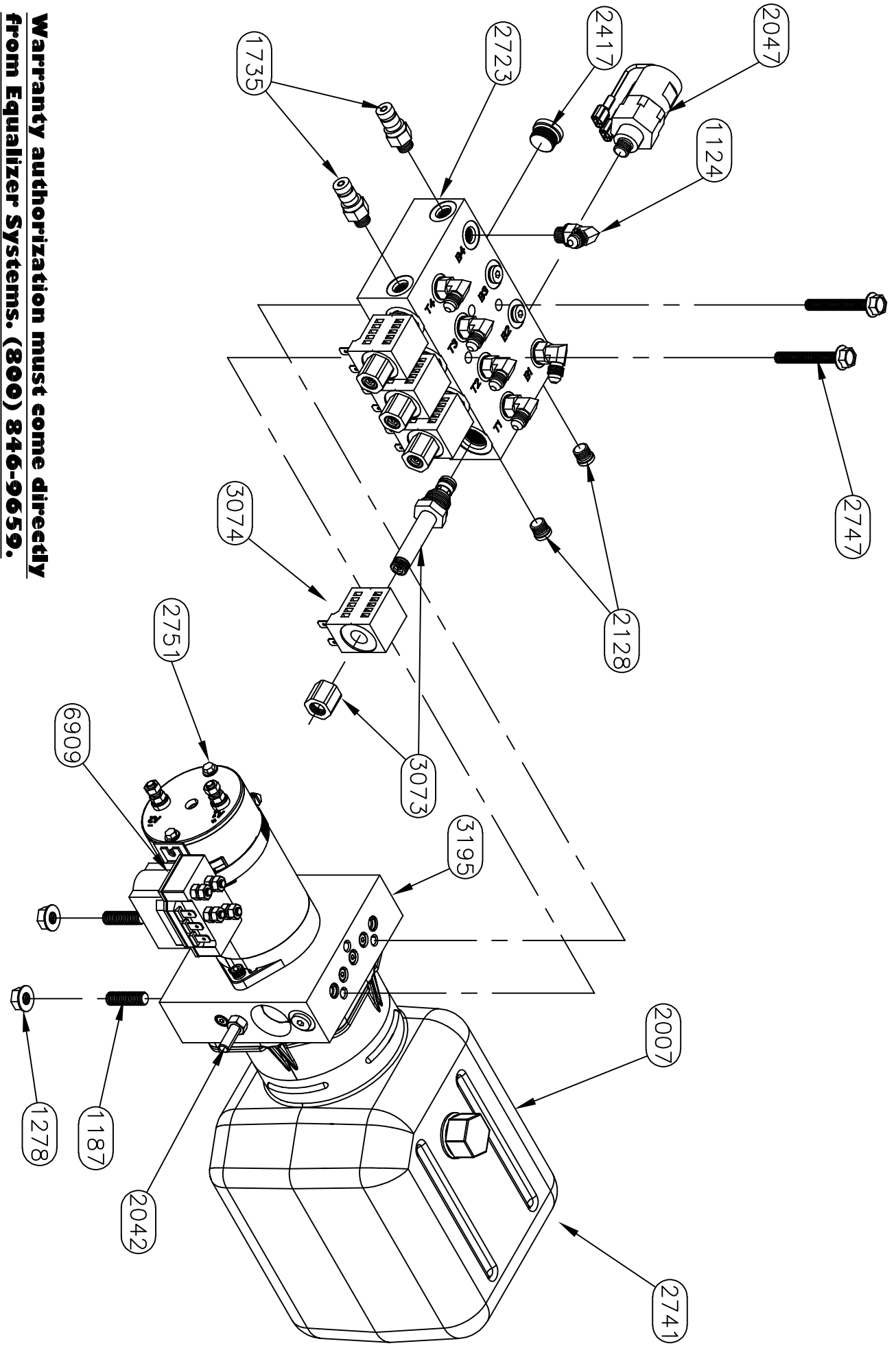
## Revisions




**Warranty authorization must come directly from Equalizer Systems. (800) 846-9659.**

**Equalizer**  
55169 COUNTRY ROAD 3  
ELKHART, IN 46515

NOTICE - This drawing, including principles of design, is the property of Days Corporation, Elkhart, Indiana, with the agreement that it is not to be reproduced, copied, or loaned in any manner that may constitute a detriment directly or indirectly to Days Corporation. Acceptance of this will be construed as an agreement of the above.



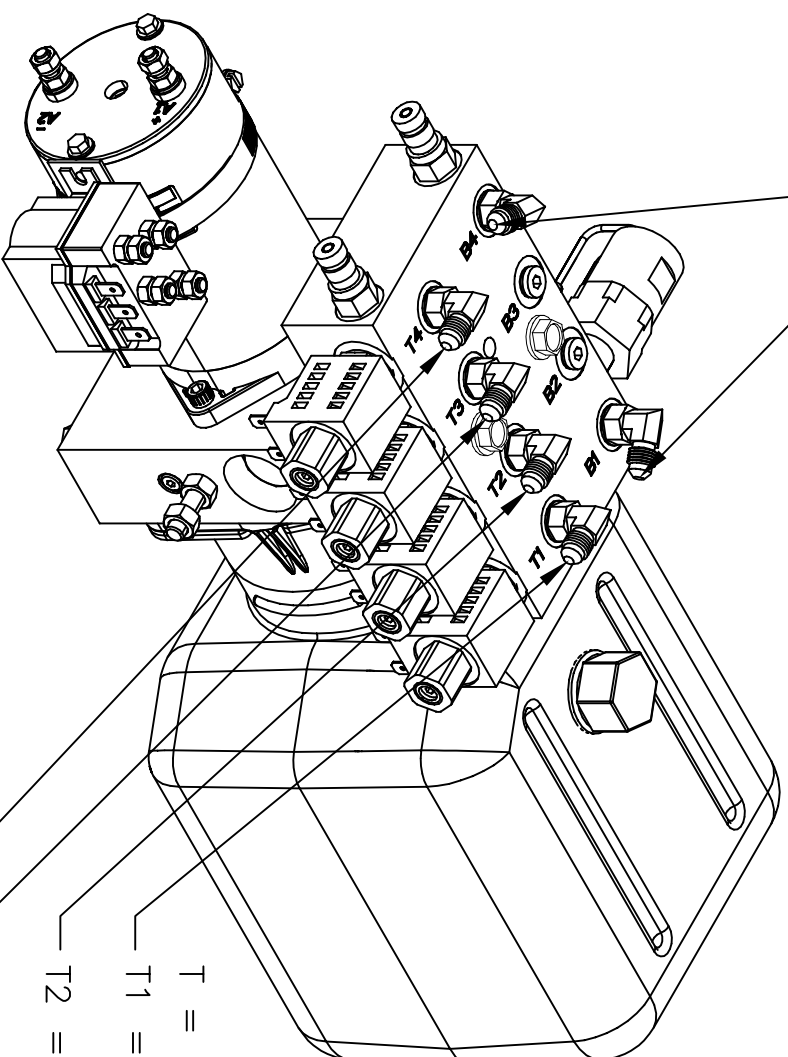
#	REVISIONS	BY:	DATE:	UNLESS OTHERWISE SPECIFIED:	TITLE	USED ON:
A	CHANGED VALVES & COILS	SJ	5/10/12	TOLERANCES:	4 FUNCTION PUMP	4 POINT AUTOLEVEL SYSTEMS
B	CHANGED PUMP FROM 3043 TO 3195	SJ	9/29/14	.XXX ± 0.010	SIZE SCALE MATERIAL	
C	MOVED PRESSURE SWITCH	SJ	9/8/16	.X ± 0.030	DRW BY: 5/24/11	PART NAME: PUMP & MAIN 4 FUNC BIROT 3 IN-NEWMAR
				ANG. ± 1/2"	DATE: 5/24/11	PAGE: 2 OF 2
				REMOVE ALL BURRS AND SHARP EDGES .015 MAX	DATE: 5/24/11	DWG NO.: 77770
						REV: C

# HYDRAULIC HOSE CONNECTIONS 7770 PUMP

B = RETRACT FUNCTION

B1 = LEFT FRONT JACK  
(BROWN/BLACK)

B4 = RIGHT REAR JACK  
(YELLOW/BLACK)



T = EXTEND FUNCTION

T1 = LEFT FRONT JACK (BROWN)

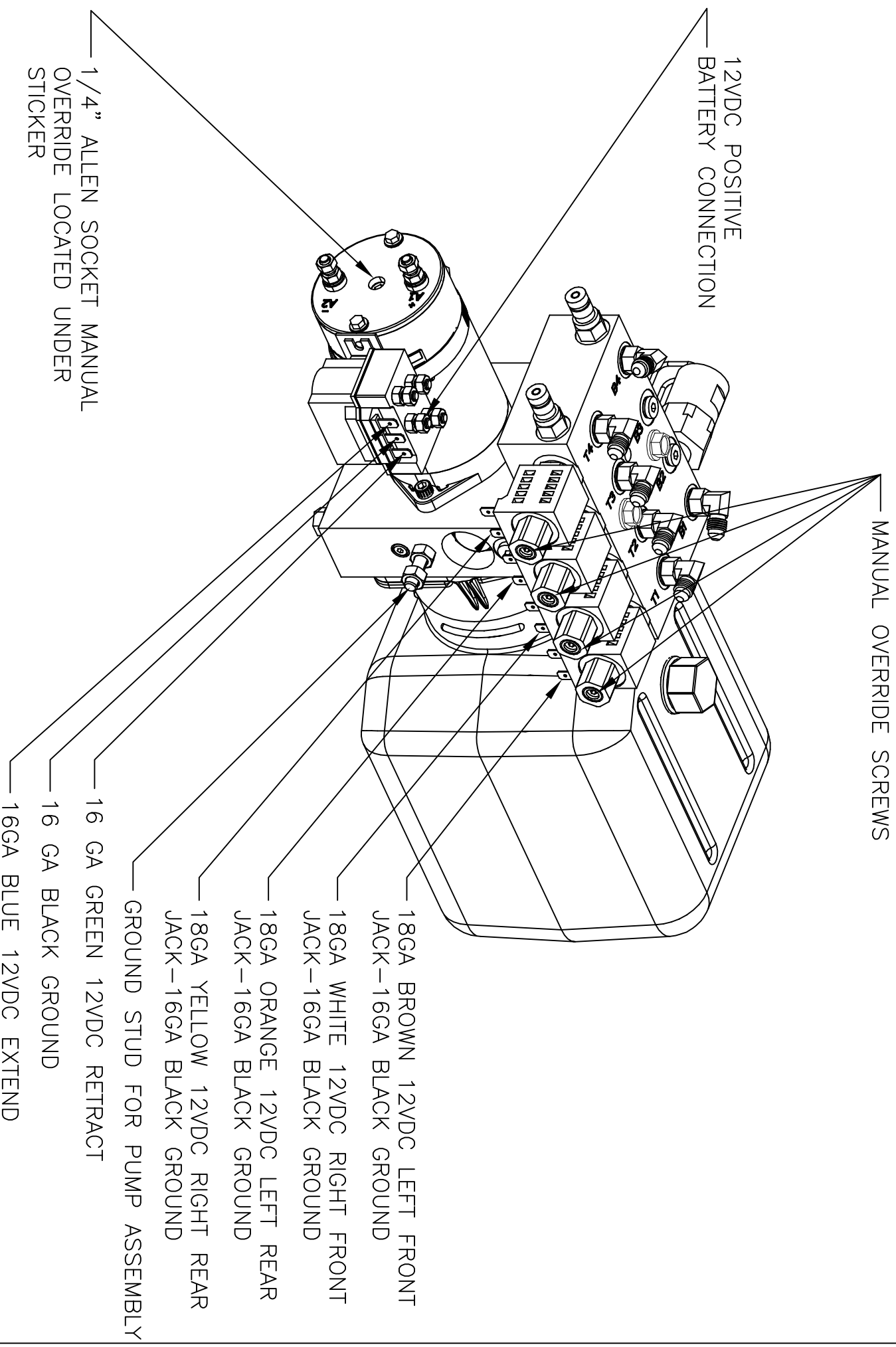
T2 = RIGHT FRONT JACK (WHITE)

T3 = LEFT REAR JACK (ORANGE)

T4 = RIGHT REAR JACK (YELLOW)



# 7770 PUMP WIRING



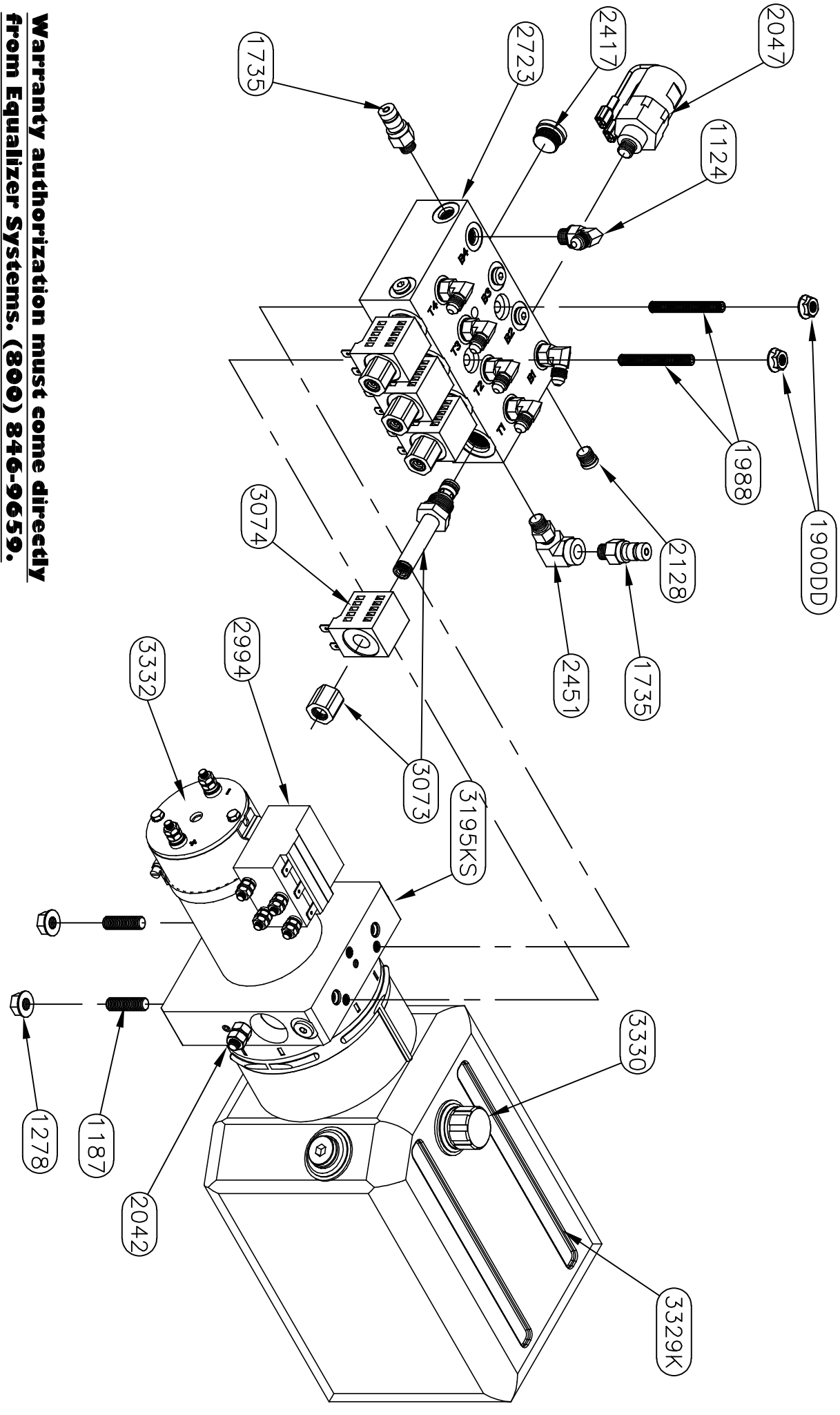


**Warranty authorization must come directly from Equalizer Systems. (800) 846-9659.**

**Equalizer**  
55169 COUNTRY ROAD 3  
ELKHART, IN 46515

#	REVISIONS	BY:	DATE:	TITLE	USED ON:
				4 FUNCTION PUMP	4 POINT AUTOLEVEL SYSTEMS
				SIZE SCALE MATERIAL	
				A 1: 1	
				DRW BY: DATE:	
				SU 11/12/18	
				AP'D BY DATE:	
				PAGE: 2 OF 2	
				PART NAME: PUMP & MAN 4 FUNC BIROT 3 IN-NEWMAR	
				DWG NO.: P7777OKS	
				REV:	

NOTICE - This drawing, including principles of design, is the property of Days Corporation, Elkhart, Indiana, with the agreement that it is not to be reproduced, copied, or loaned in any manner that may constitute a detriment directly or indirectly to Days Corporation. Acceptance of this will be construed as an agreement of the above.

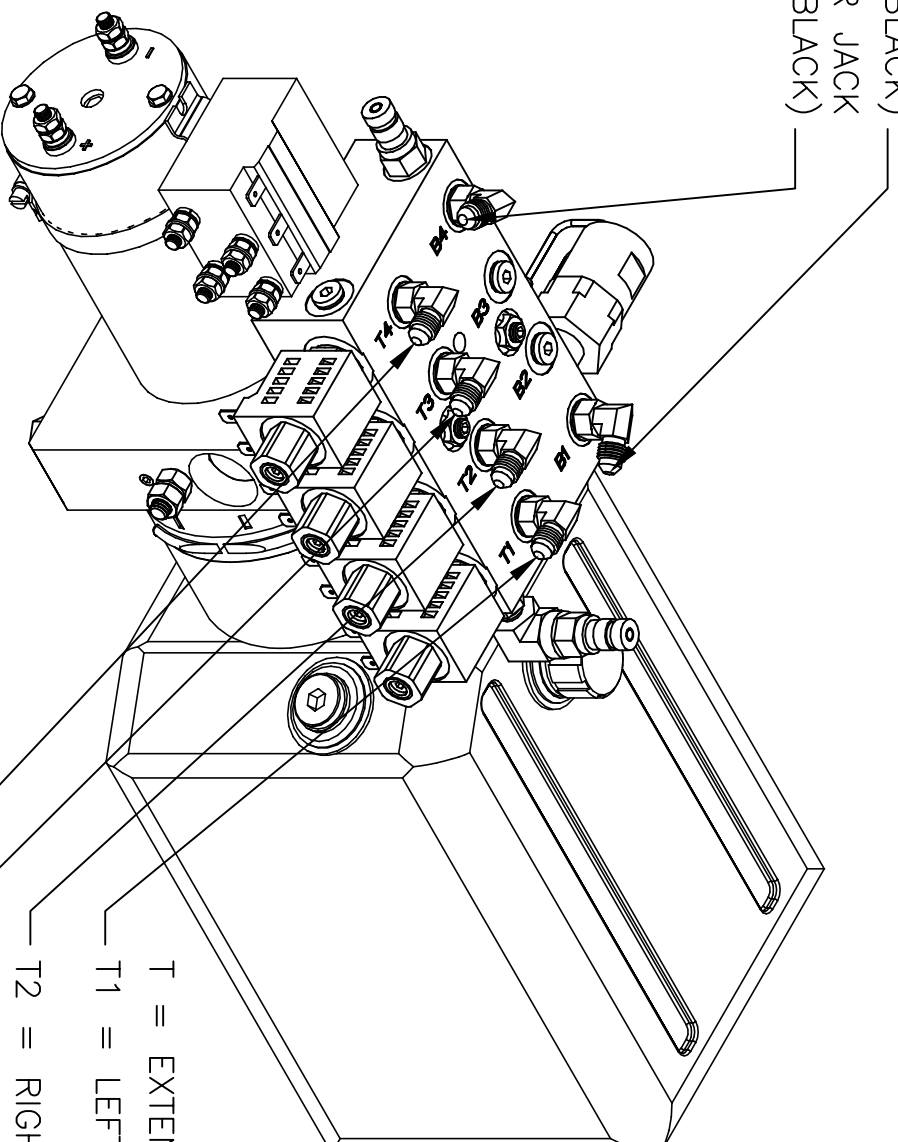


# HYDRAULIC HOSE CONNECTIONS 7770KS PUMP

B = RETRACT FUNCTION

B1 = LEFT FRONT JACK  
(BROWN/BLACK)

B4 = RIGHT REAR JACK  
(YELLOW/BLACK)



T = EXTEND FUNCTION

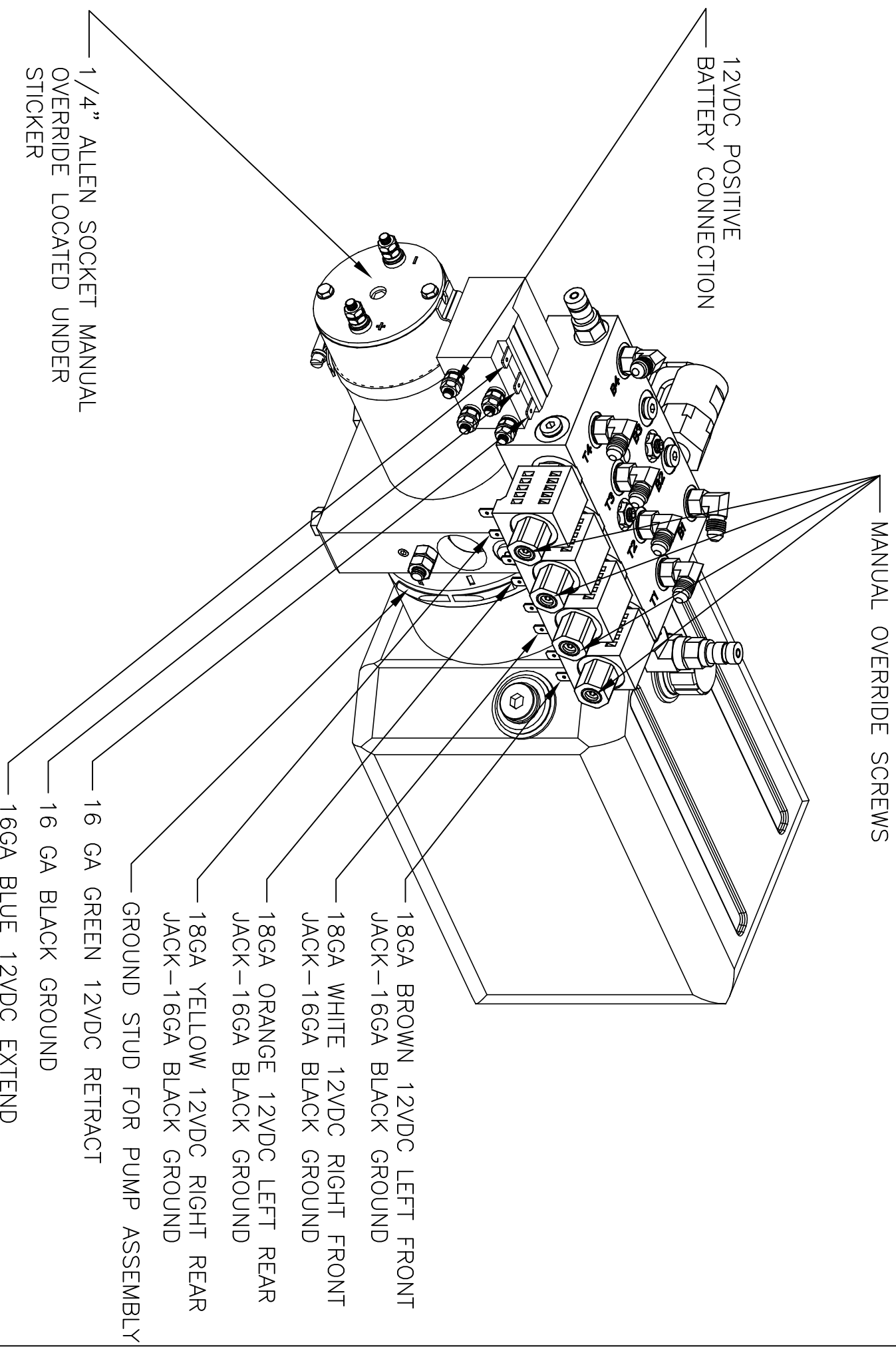
T1 = LEFT FRONT JACK (BROWN)

T2 = RIGHT FRONT JACK (WHITE)

T3 = LEFT REAR JACK (ORANGE)

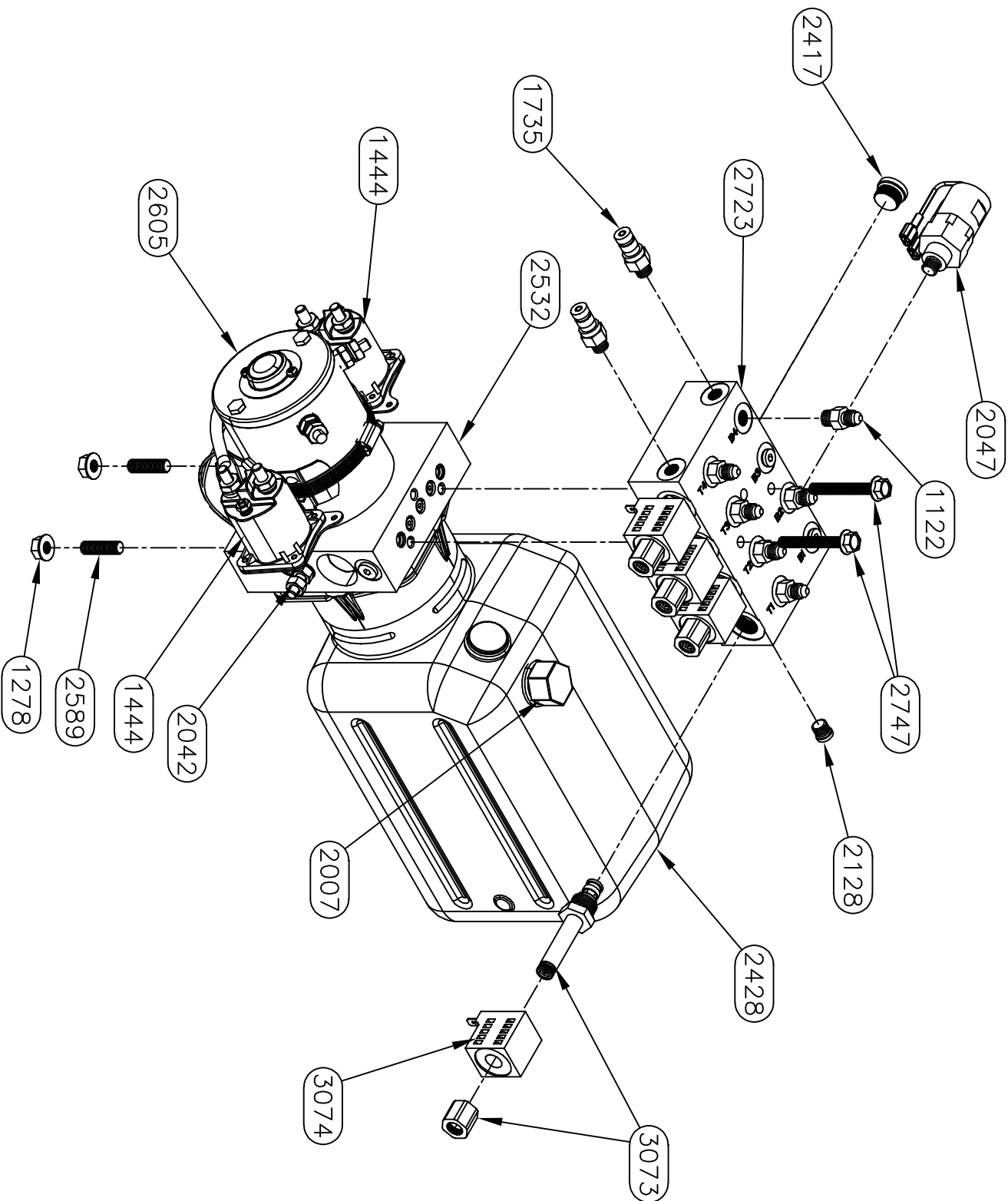
T4 = RIGHT REAR JACK (YELLOW)

# 7770KS PUMP WIRING



PARTS LIST		
PART #	DESCRIPTION	QUAN
1122	FITTING-#4 OR MALE X #4 JIC	6
1278	NUT-3/8 FLANGE	2
1735	FITTING-DF04-1/4 DIAG. TIP	2
2042	NUT-5/16-18 HEX ZINC	1
2047	SWITCH-PRESSURE SWITCH 1200 PSI	1
2128	PLUG-#4 SOCKET HEAD O-RING	4
2417	PLUG-SOCKET HEAD #8 O-RING	1
2532	PUMP-BIROTATE MTE 6 QT.	1
1444	SOLENOID-HD PLTD	2
2007	CAP-MTE BREATHER	1
2428	RESERVOIR-MTE 6QT.-2015	1
2605	MOTOR-MTE BIROT	1
2589	SCREW-3/8-16 X 1 1/2 CUP PT SSS	2
2723	MANIFOLD-BIROT 4 FUNC. COMPACT	1
2747	SCREW-5/16-18 X 2 1/4 FLANGE	2
3073	VALVE-DELTROL	4
3074	COIL-DELTROL	4
6572	HARNESS, 10" POWER AND GROUND FEED	1
6648BR	HARNESS, 4 FUNC PUMP GROUND BIROT	1
6791BR	HARNESS, PUMP 4 FUNC BR 9 PIN	1

**Warranty authorization must come directly from Equalizer Systems. (800) 846-9659.**



*Equalizer*

55169 COUNTRY ROAD 3  
ELKHART, IN 46515

#

ADDED SECOND PURGE FITTING AND MOVE PRESSURE SWITCH

BY: SJ

DATE: 9/8/16

UNLESS OTHERWISE SPECIFIED:  
TOLERANCES:  
.XXX ± 0.010  
.XX ± 0.010  
.X ± 1/2"

4 FUNC. BIROT. PUMP ASSEMBLY

SIZE SCALE MATERIAL  
A 1:1 AS

NOTED

PART NAME: PUMP & MAN 4 FUN BR MOS-NEWMAR DIESEL

REV: A

NOTICE - This drawing, including principles of design, is the property of Dye's Corporation, Elkhart, Indiana, with the agreement that it is not to be reproduced, copied, or loaned in any manner that may constitute a detriment directly or indirectly to Dye's Corporation. Acceptance of this will be construed as an agreement of the above.

REVISIONS	BY:	DATE:
A	SJ	9/8/16

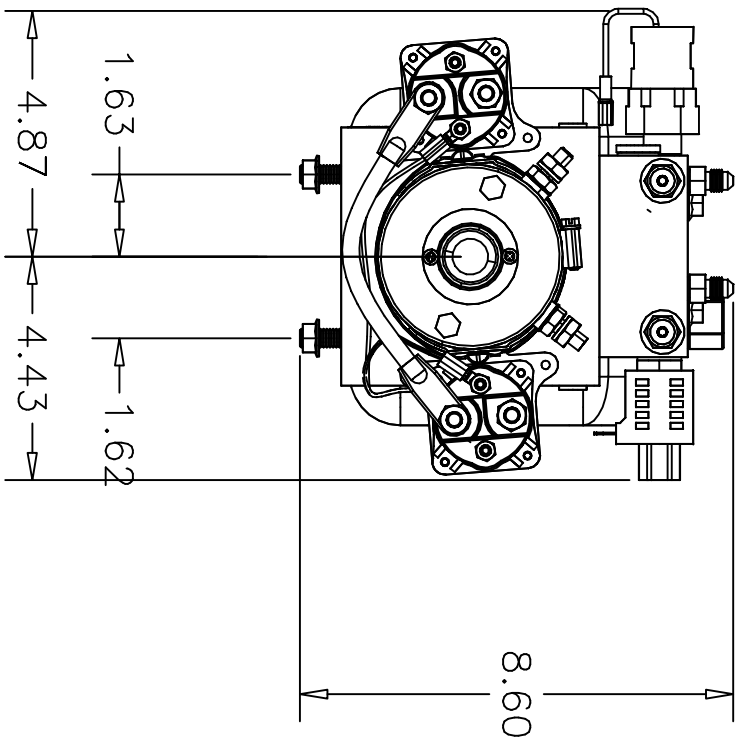
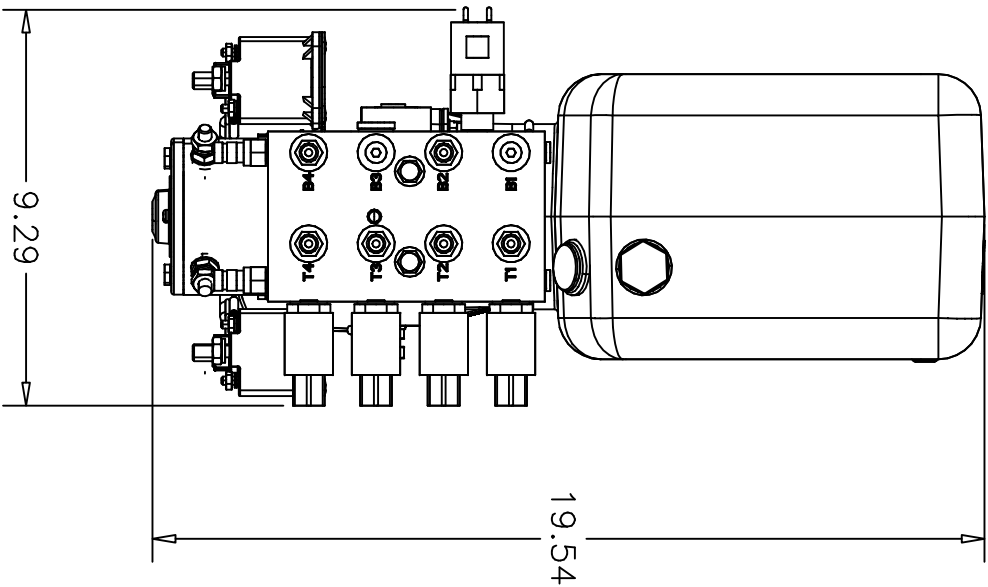
REMOVE ALL BURRS AND SHARP EDGES .015 MAX

DATE: 2/5/13

PAGE: 2 OF 3

DWG. NO.: P7837

REV: A



*Equalizer*

55169 COUNTY ROAD 3  
ELKHART, IN 46515

NOTICE - This drawing, including principles of design, is the property of Dye Corporation, Elkhart, Indiana, with the agreement that it is not to be reproduced, copied, or loaned in any manner that may constitute a detriment directly or indirectly to Dye Corporation. Acceptance of this will be construed as an agreement of the above.

#	REVISIONS	BY:	DATE:
A	ADDED SECOND PURGE FITTING AND MOVE PRESSURE SWITCH	SJ	9/8/16

TITLE	USED ON:
4 FUNC. BIROT. PUMP ASSEMBLY	NEWMAR DIESEL
SIZE SCALE MATERIAL	
A 1:1 AS	
DRW BY: SU	PART NAME:
DATE: 2/5/13	PUMP & MAN 4 FUN BR MOS-NEWMAR DIESEL
AP'D BY: DATE:	PAGE: 3 OF 3
	DWG NO.: P7837
	REV: A

NOTED

UNLESS OTHERWISE SPECIFIED:  
TOLERANCES:  
.XXX ± 0.010  
.XX ± 0.030  
ANG. ± 1/2°  
REMOVE ALL BURRS AND SHARP EDGES .015 MAX

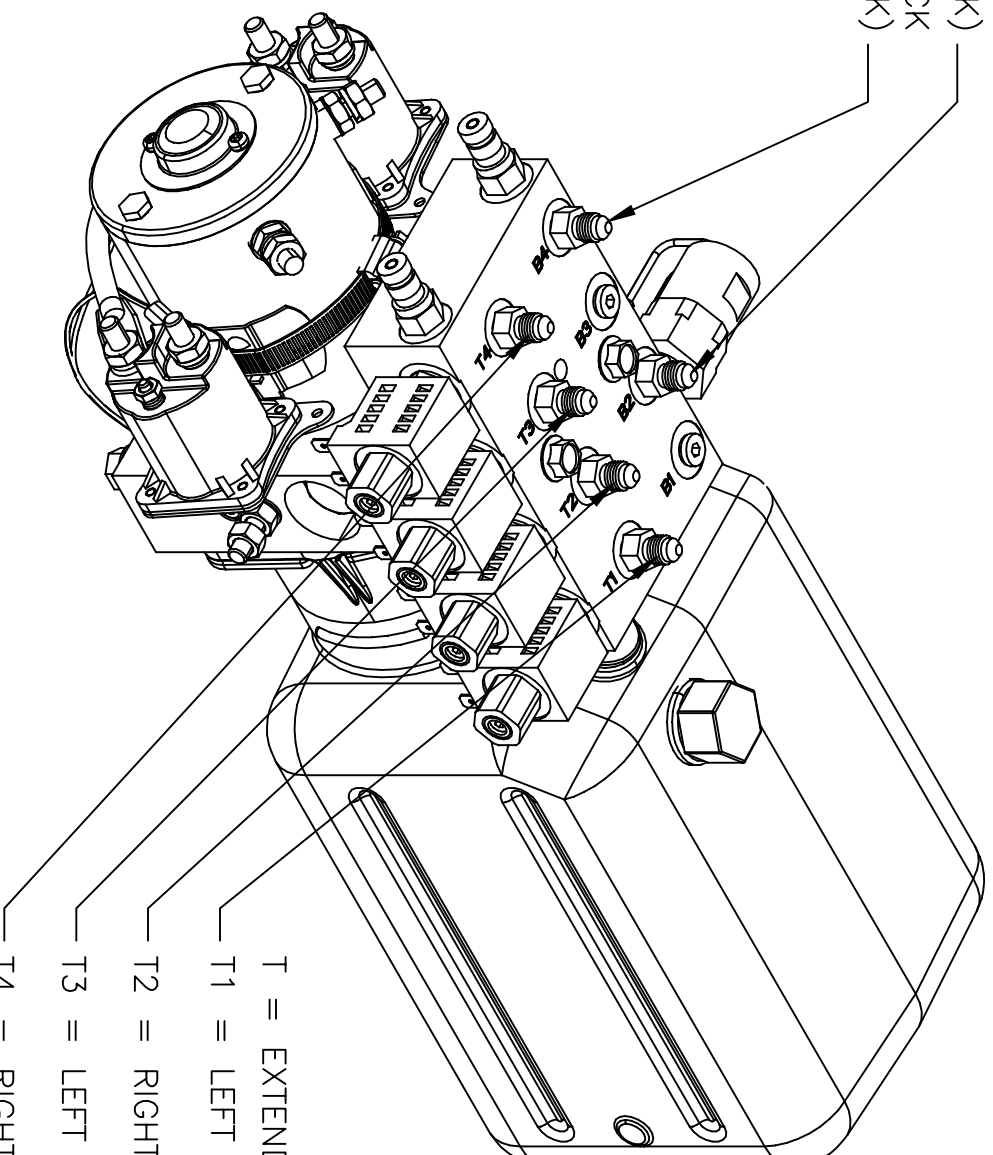


# HYDRAULIC HOSE CONNECTIONS 7837 PUMP

B = RETRACT FUNCTION

B1 = RIGHT FRONT JACK  
(WHITE/BLACK)

B4 = RIGHT REAR JACK  
(YELLOW/BLACK)



T = EXTEND FUNCTION

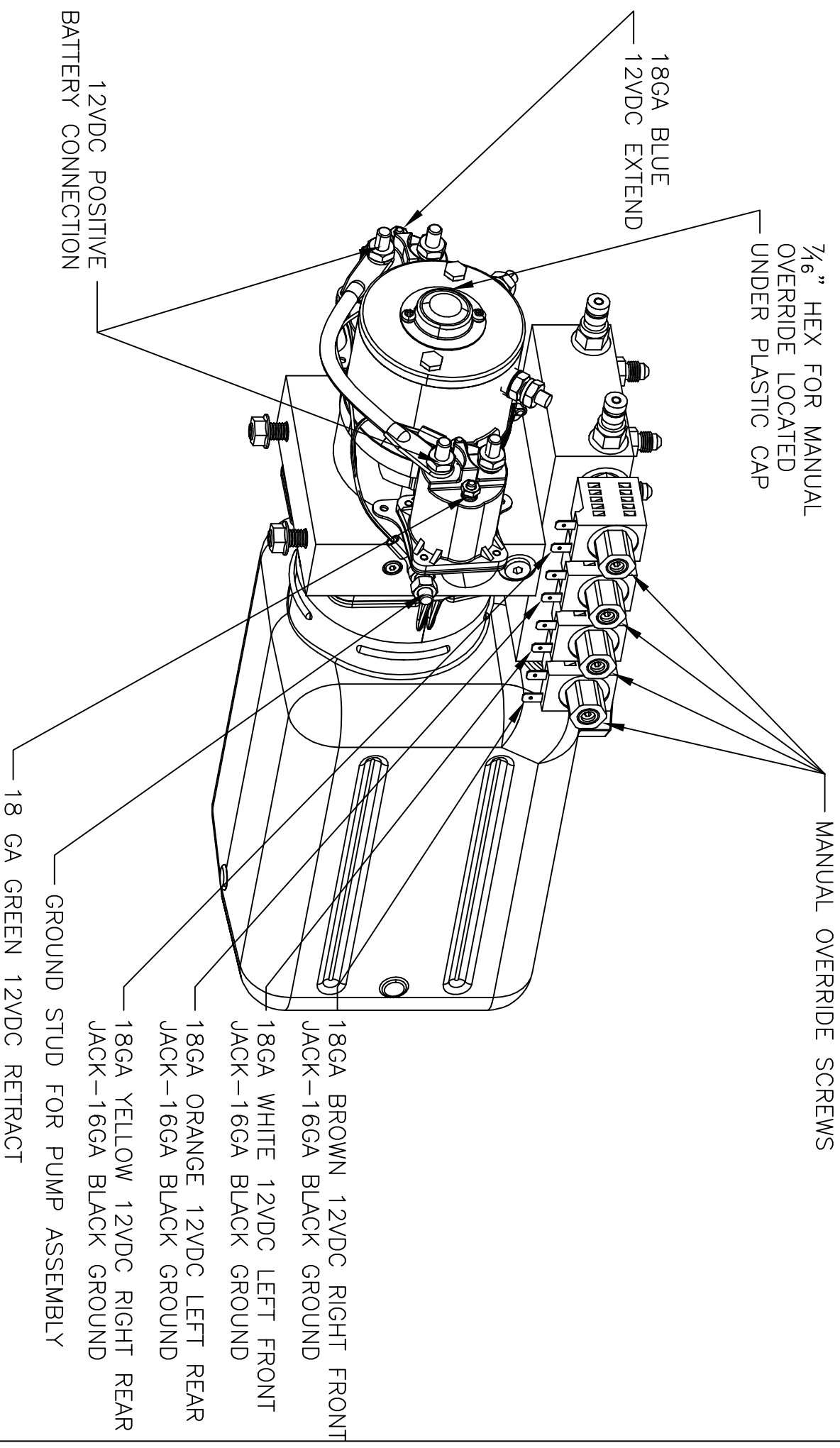
T1 = LEFT FRONT JACK (BROWN)

T2 = RIGHT FRONT JACK (WHITE)

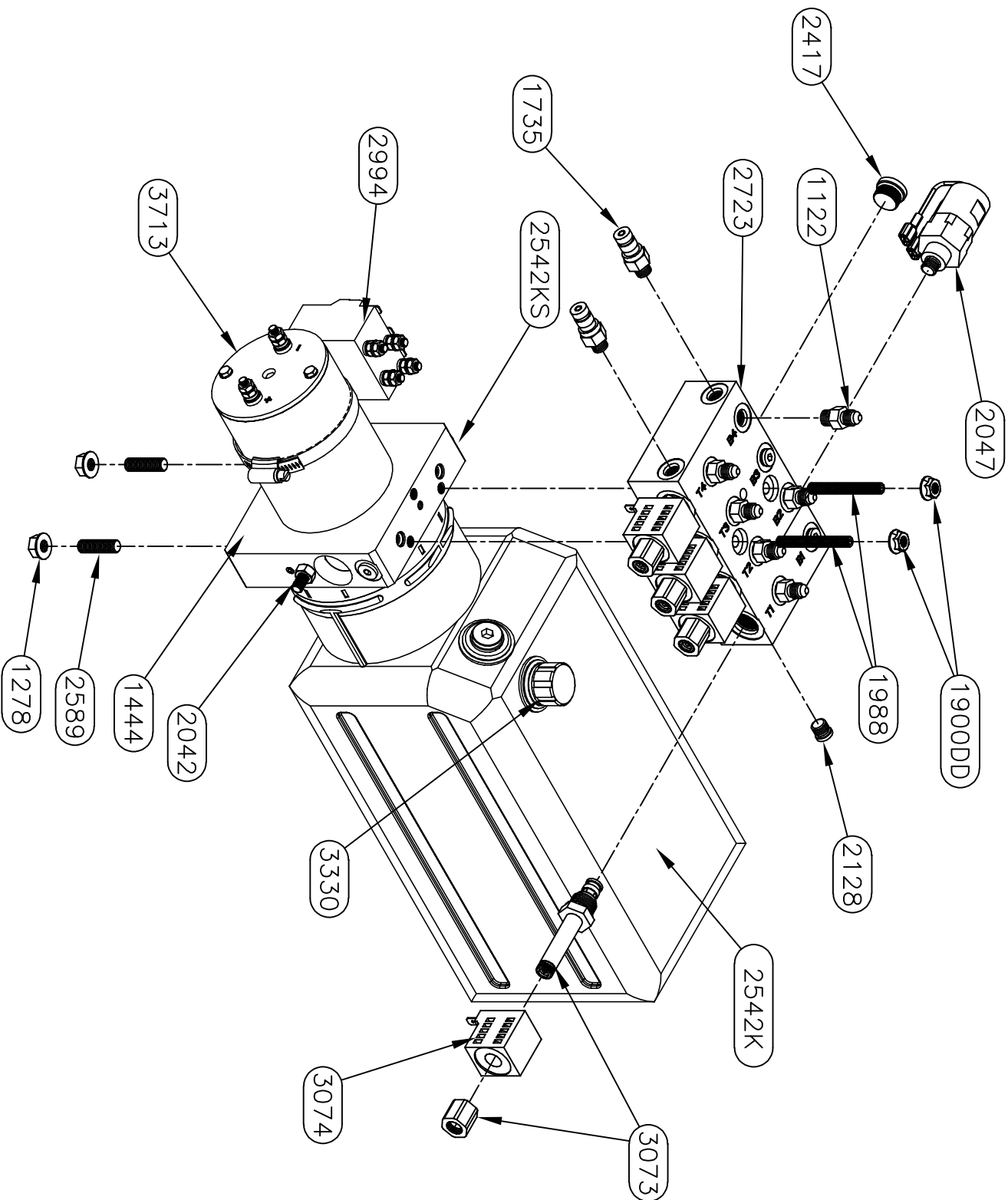
T3 = LEFT REAR JACK (ORANGE)

T4 = RIGHT REAR JACK (YELLOW)

# 7837 PUMP WIRING







*Equalizer*

55169 COUNTRY ROAD 3  
ELKHART, IN 46515

#

REVISIONS

BY:

DATE:

UNLESS OTHERWISE SPECIFIED:  
TOLERANCES:  
.XXX ± 0.010  
.XX ± 0.010  
.X ± 1/2"

TITLE  
4 FUNC. BIROT. PUMP ASSEMBLY-KS  
SIZE SCALE MATERIAL  
A 1:1 AS

USED ON:  
NEWMAR DIESEL

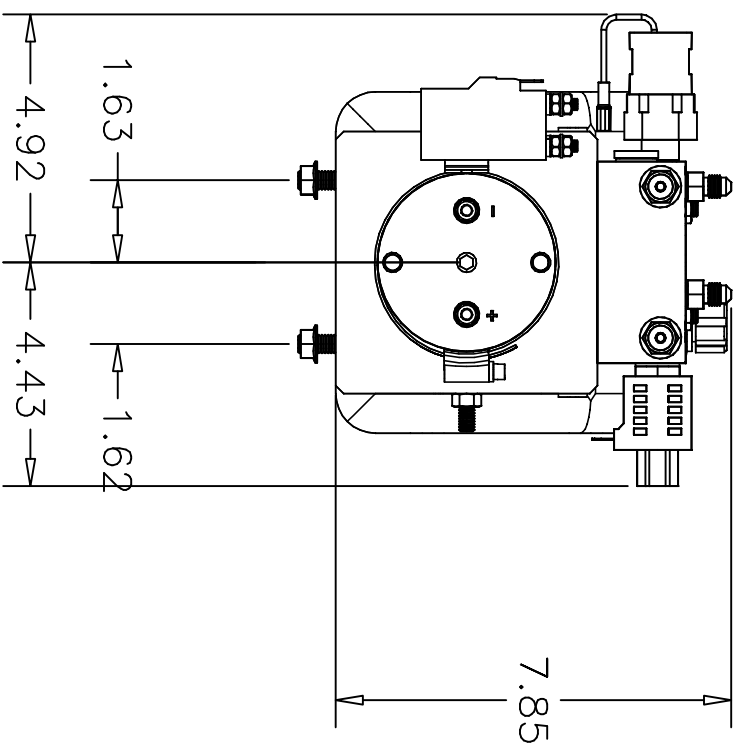
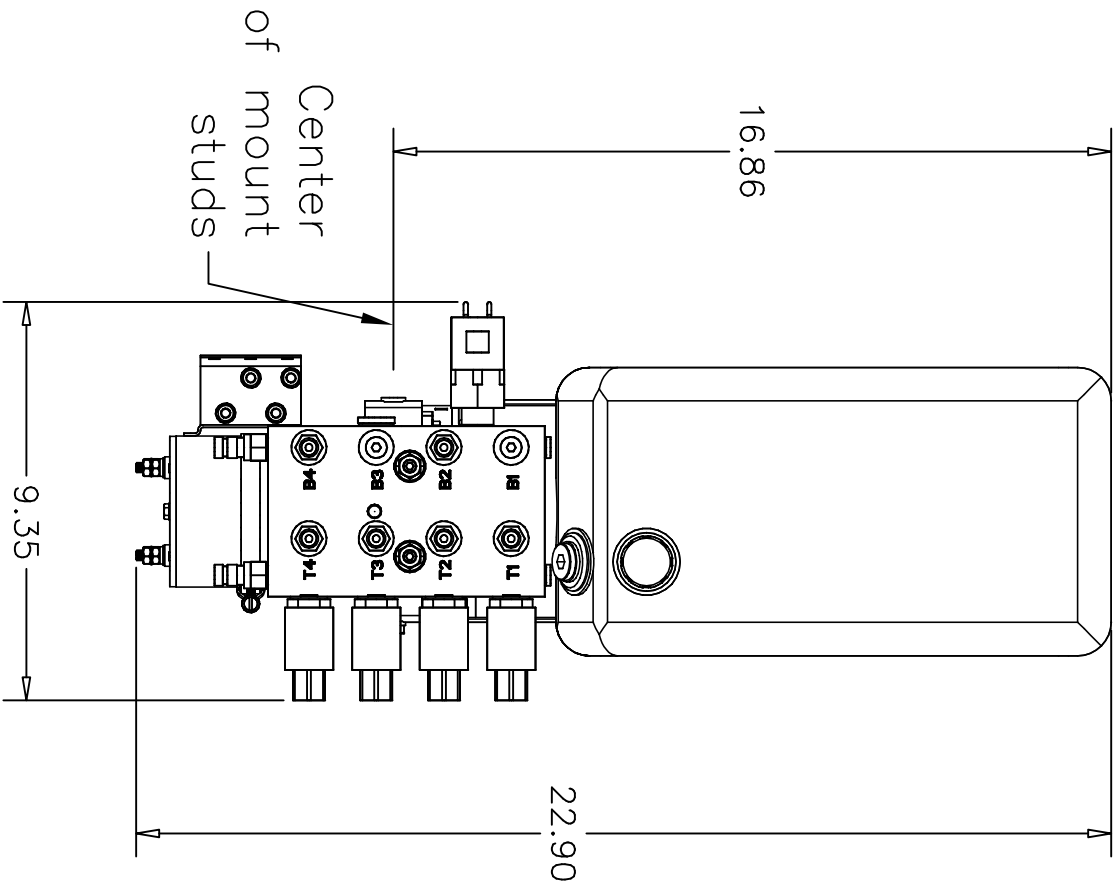
NOTED

PART NAME:  
PUMP & MAN 4 FUN BR MOS-NEWMAR DIESEL

PAGE:  
2 OF 3 P7837KS

REV:

NOTICE - This drawing, including principles of design, is the property of Dye Corporation, Elkhart, Indiana, with the agreement that it is not to be reproduced, copied, or loaned in any manner that may constitute a detriment directly or indirectly to Dye Corporation. Acceptance of this will be construed as an agreement of the above.



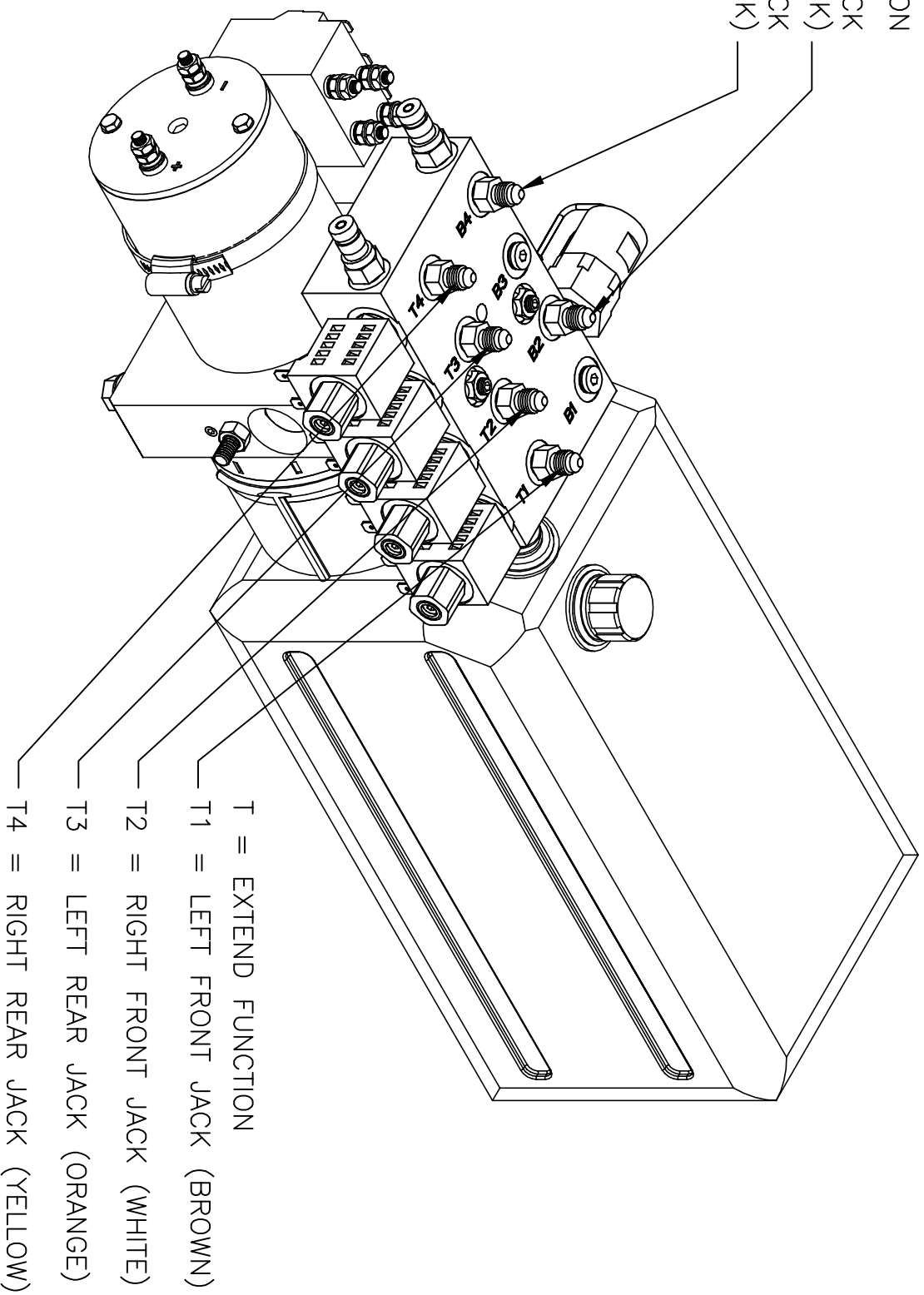
<b>Equalizer</b> 55169 COUNTY ROAD 3 ELKHART, IN 46515		# REVISIONS BY: DATE:		UNLESS OTHERWISE SPECIFIED: TOLERANCES: XXX ± 0.010 XX ± 0.020 X ± 1/2" REMOVE ALL BURRS AND SHARP EDGES .015 MAX		TITLE 4 FUNC. BIROT. PUMP ASSEMBLY-KS SIZE SCALE MATERIAL A 1:1 AS DRAWN BY: DATE: 12/5/18 SU APP'D BY DATE:		USED ON: NEWMAR DIESEL PART NAME: PUMP & MAIN 4 FUN BR MOS-NEWMAR DIESEL PAGE: 2 OF 3 DWG NO.: P7837KS REV:	
NOTICE - This drawing, including principles of design, is the property of Dye's Corporation, Elkhart, Indiana, with the agreement that it is not to be reproduced, copied, or loaned in any manner that may constitute a detriment directly or indirectly to Dye's Corporation. Acceptance of this will be construed as an agreement of the above.									

# HYDRAULIC HOSE CONNECTIONS 7837KS PUMP

B = RETRACT FUNCTION

B1 = RIGHT FRONT JACK  
(WHITE/BLACK)

B4 = RIGHT REAR JACK  
(YELLOW/BLACK)



T = EXTEND FUNCTION

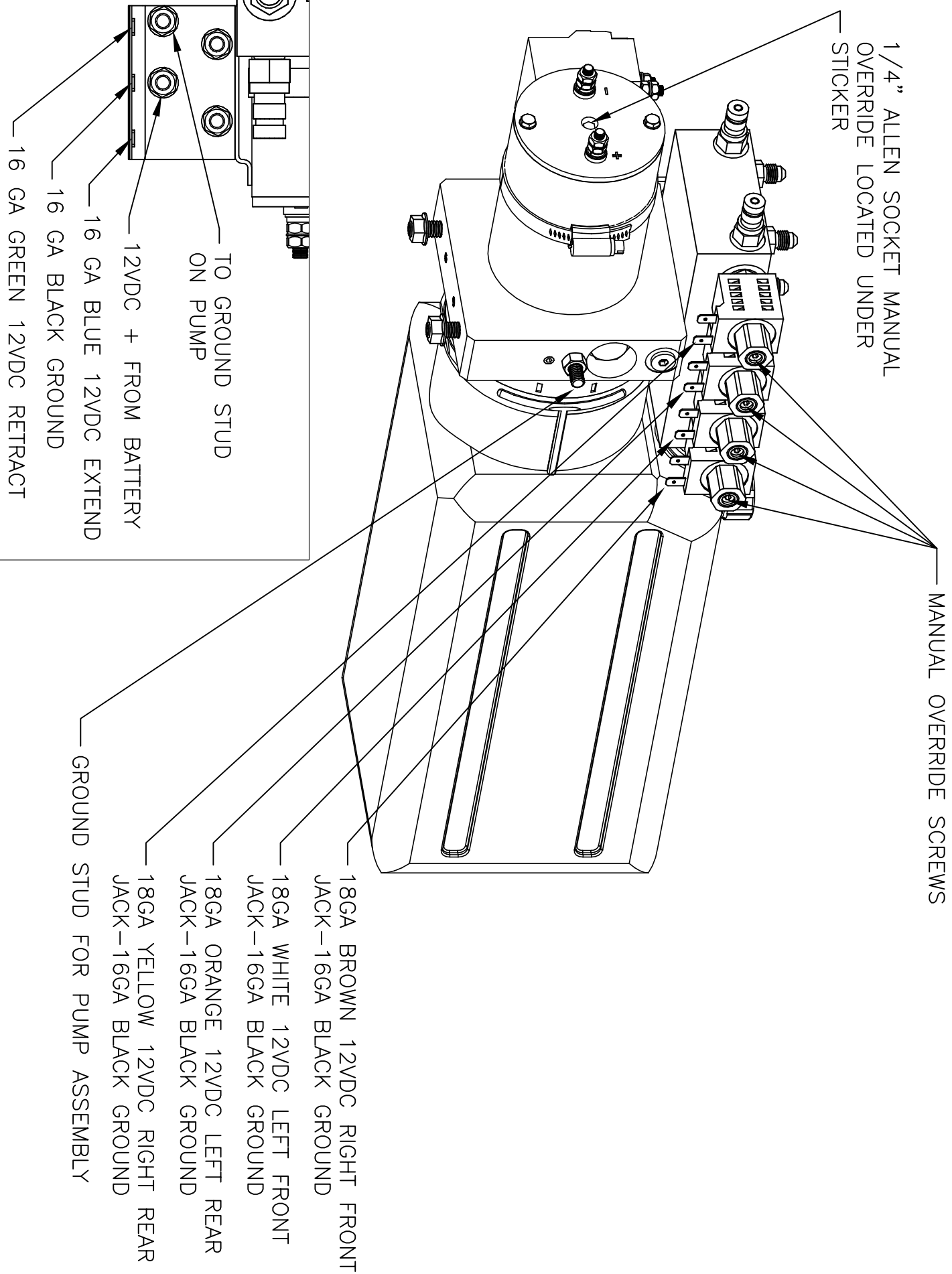
T1 = LEFT FRONT JACK (BROWN)

T2 = RIGHT FRONT JACK (WHITE)

T3 = LEFT REAR JACK (ORANGE)

T4 = RIGHT REAR JACK (YELLOW)

# 7837KS PUMP WIRING







**Warranty authorization must come directly from Equalizer Systems. (800) 846-9659.**

*Equalizer*

55169 COUNTRY ROAD 3  
ELKHART, IN 46515

NOTICE - This drawing, including principles of design, is the property of Dye Corporation, Elkhart, Indiana, with the agreement that it is not to be reproduced, copied, or loaned in any manner that may constitute a detriment directly or indirectly to Dye Corporation. Acceptance of this will be construed as an agreement of the above.

#

REVISIONS

BY:

DATE:

UNLESS OTHERWISE SPECIFIED:

TOLERANCES:

.XXX ± 0.010

.XX ± 0.010

.X ± 0.030

ANG. ± 1/2°

REMOVE ALL BURRS AND SHARP EDGES .015 MAX

TITLE  
4 FUNCTION PUMP

USED ON:

CANYON STAR

SIZE SCALE MATERIAL

A 1:1

DRW BY: DATE:

SU 1/24/20

AP'D BY DATE:

—

PART NAME:

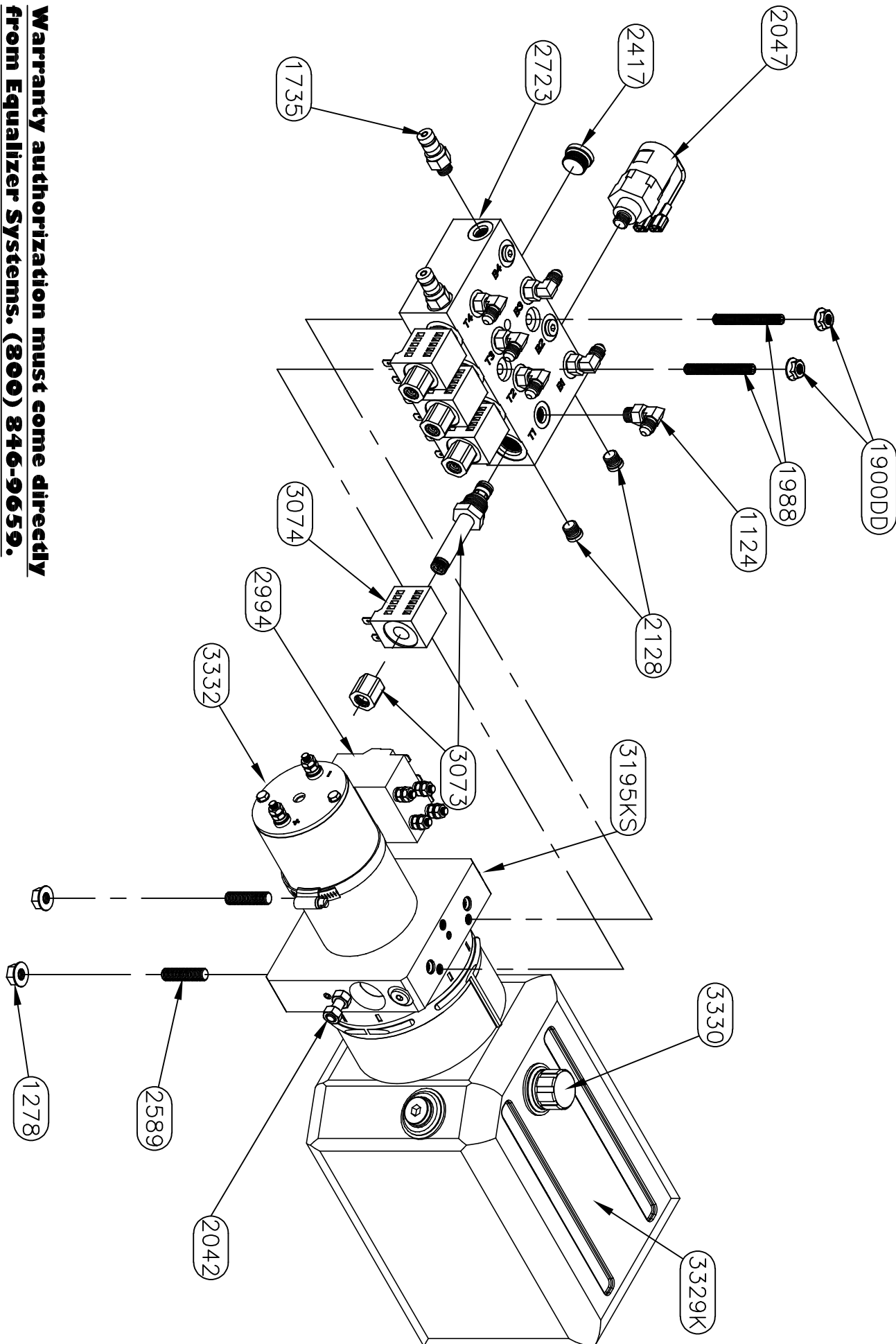
PUMP & MAN 4 FUNC BIROT MOS-DS-KS

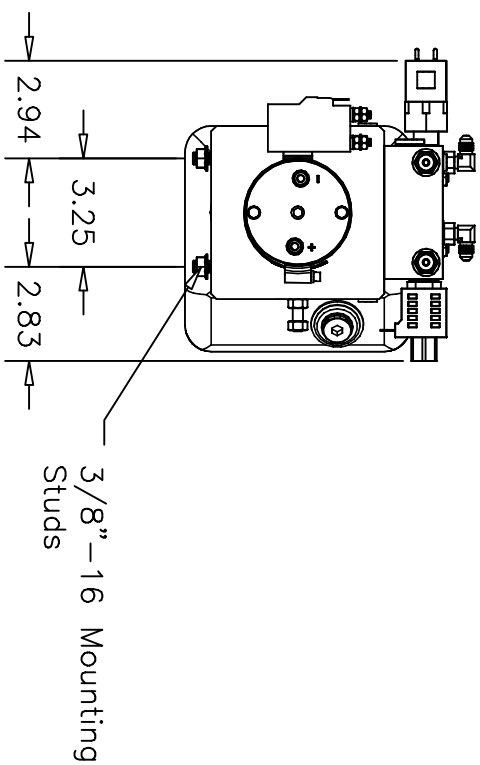
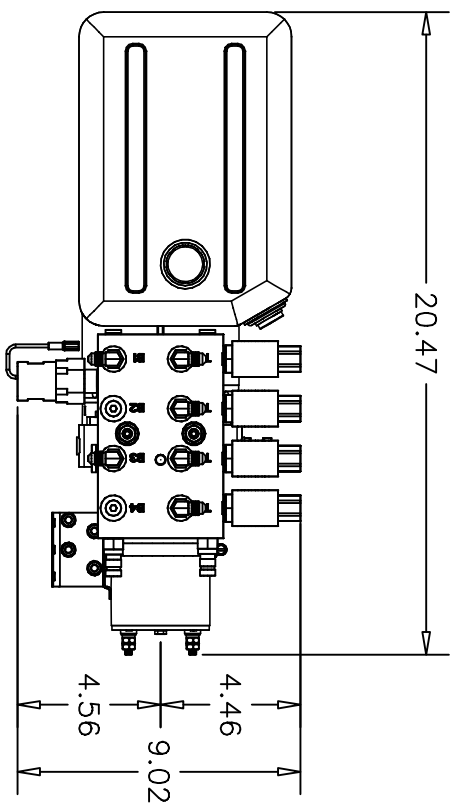
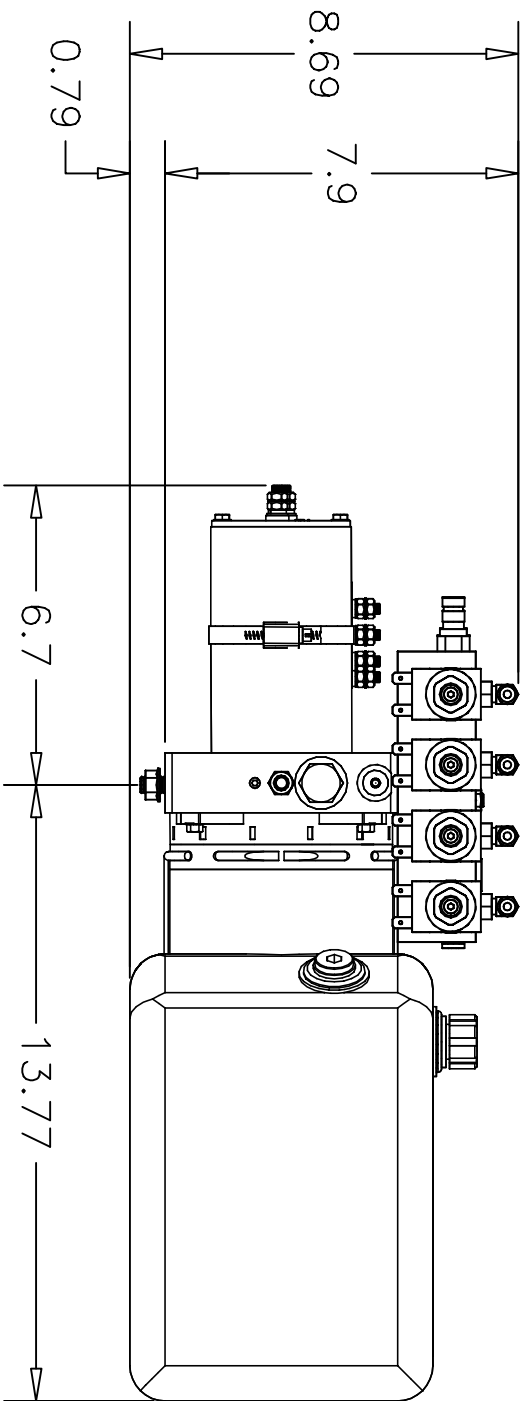
PAGE: 3

2 OF 3

DWG NO.: P7948KS

REV:





<b>Equalizer</b>		55169 COUNTRY ROAD 3 ELKHART, IN 46515		#		REVISIONS		BY:		DATE:		UNLESS OTHERWISE SPECIFIED:		TITLE		USED ON:	
												TOLERANCES:		4 FUNCTION PUMP		CANYON STAR	
												.XXX ± 0.010		SIZE SCALE MATERIAL			
												.XX ± 0.010		A 1: 1			
												.X ANG. ± 1/2°		SU			
												REMOVE ALL BURRS AND SHARP EDGES .015 MAX		AP'D BY DATE:		PART NAME:	
																PUMP & MAN 4 FUNC BIROT MOS-DS-KS	
																PAGE: 3 OF 3	
																DWG NO.: P7948KS	
																REV:	

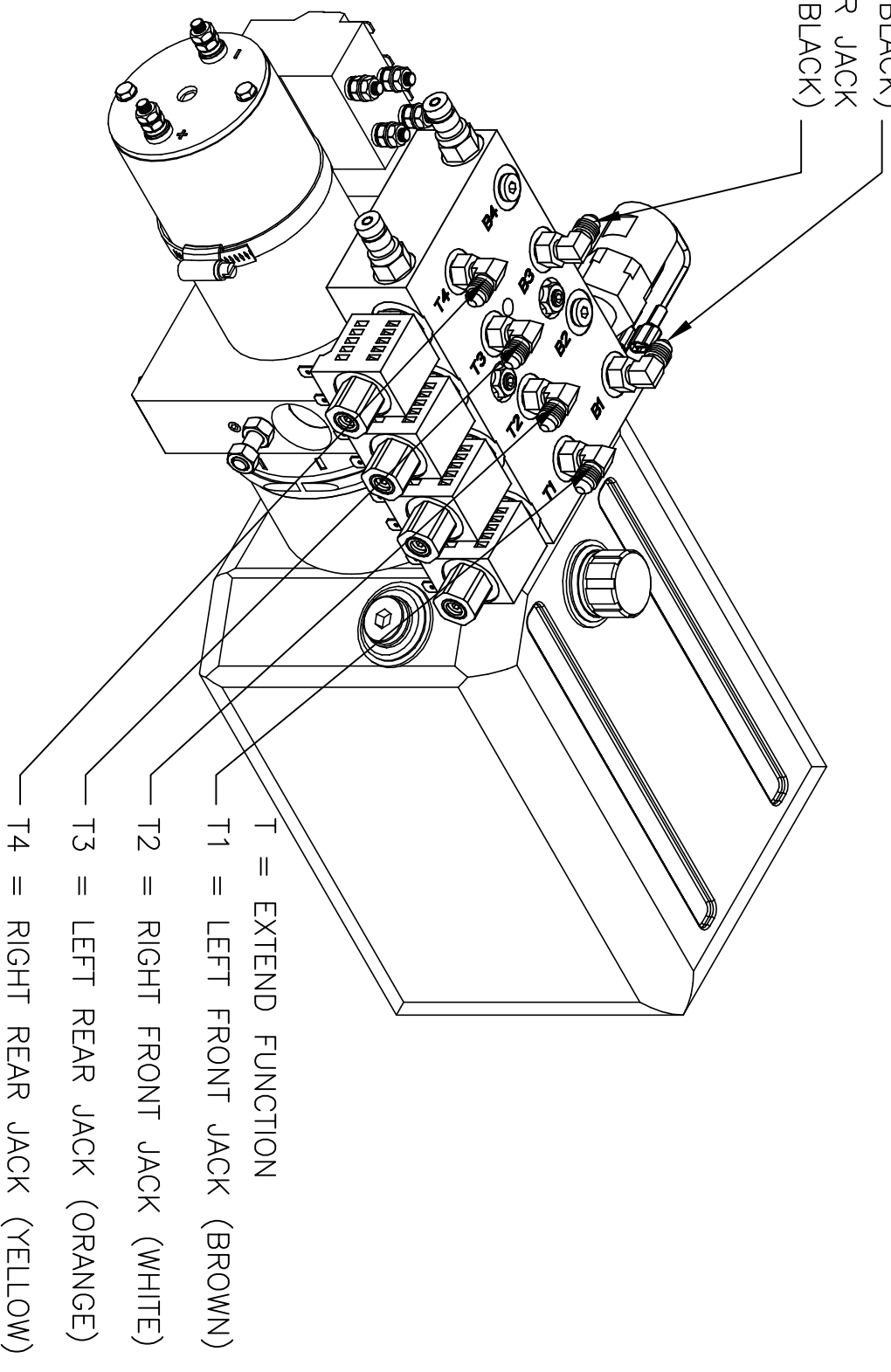
NOTICE - This drawing, including principles of design, is the property of Dye's Corporation, Elkhart, Indiana, with the agreement that it is not to be reproduced, copied, or loaned in any manner that may constitute a detriment directly or indirectly to Dye's Corporation. Acceptance of this will be construed as an agreement of the above.

# HYDRAULIC HOSE CONNECTIONS 7948KS PUMP

B = RETRACT FUNCTION

B1 = LEFT FRONT JACK  
(BROWN/BLACK)

B3 = LEFT REAR JACK  
(ORANGE/BLACK)



T = EXTEND FUNCTION

T1 = LEFT FRONT JACK (BROWN)

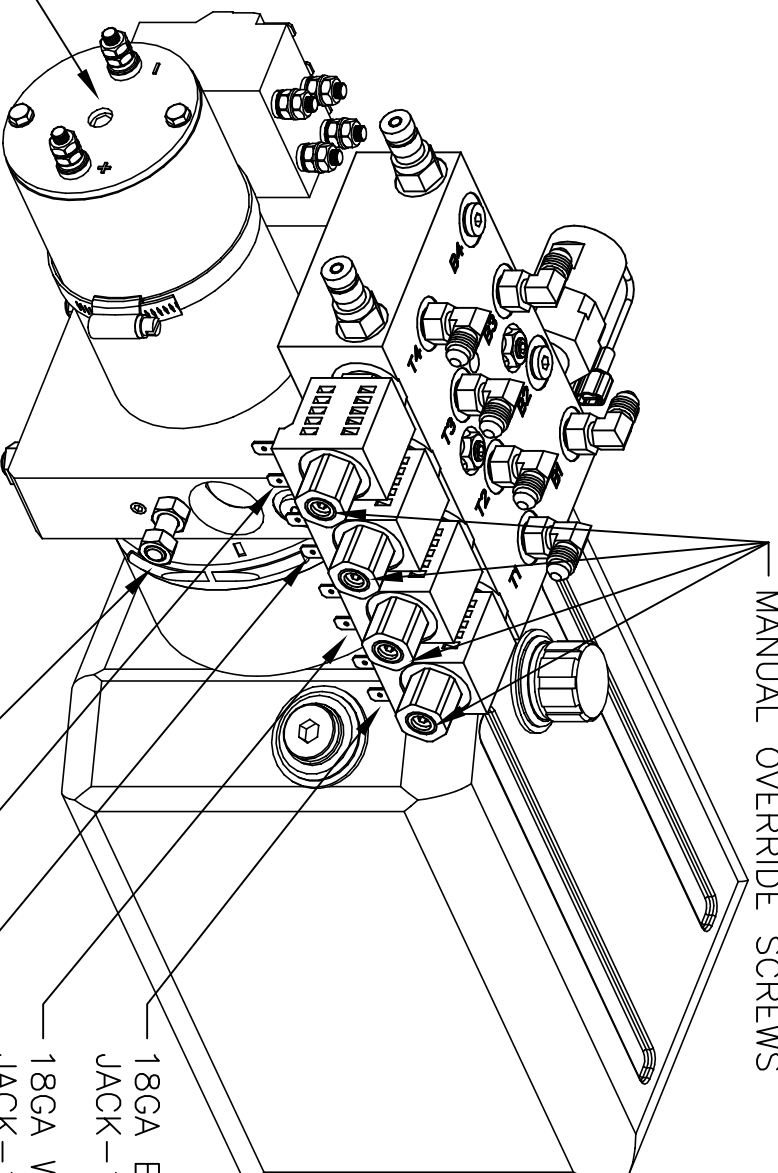
T2 = RIGHT FRONT JACK (WHITE)

T3 = LEFT REAR JACK (ORANGE)

T4 = RIGHT REAR JACK (YELLOW)

# 7948KS PUMP WIRING

MANUAL OVERRIDE SCREWS



1/4" ALLEN SOCKET MANUAL  
OVERRIDE LOCATED UNDER  
STICKER

18GA BROWN 12VDC LEFT FRONT  
JACK-16GA BLACK GROUND  
18GA WHITE 12VDC RIGHT FRONT  
JACK-16GA BLACK GROUND  
18GA ORANGE 12VDC LEFT REAR  
JACK-16GA BLACK GROUND  
18GA YELLOW 12VDC RIGHT REAR  
JACK-16GA BLACK GROUND  
GROUND STUD FOR PUMP ASSEMBLY

TO A2+ STUD ON MOTOR

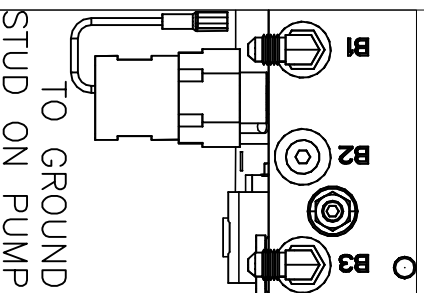
TO A1- STUD ON MOTOR

12VDC + FROM BATTERY

16 GA BLUE 12VDC EXTEND

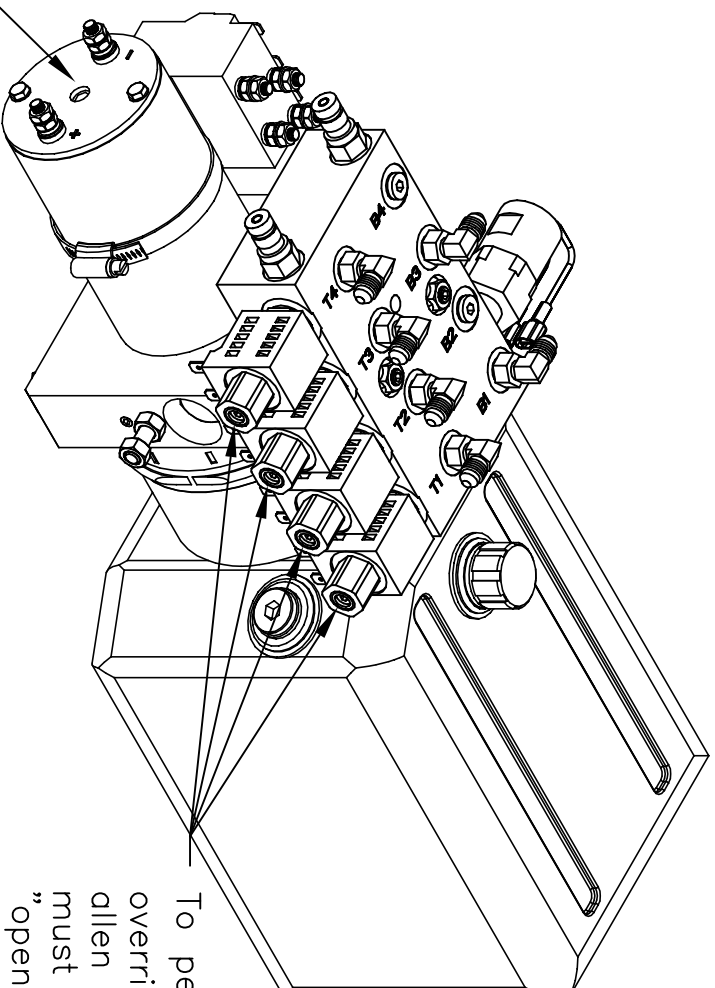
16 GA BLACK GROUND

16 GA GREEN 12VDC RETRACT



TO GROUND  
STUD ON PUMP

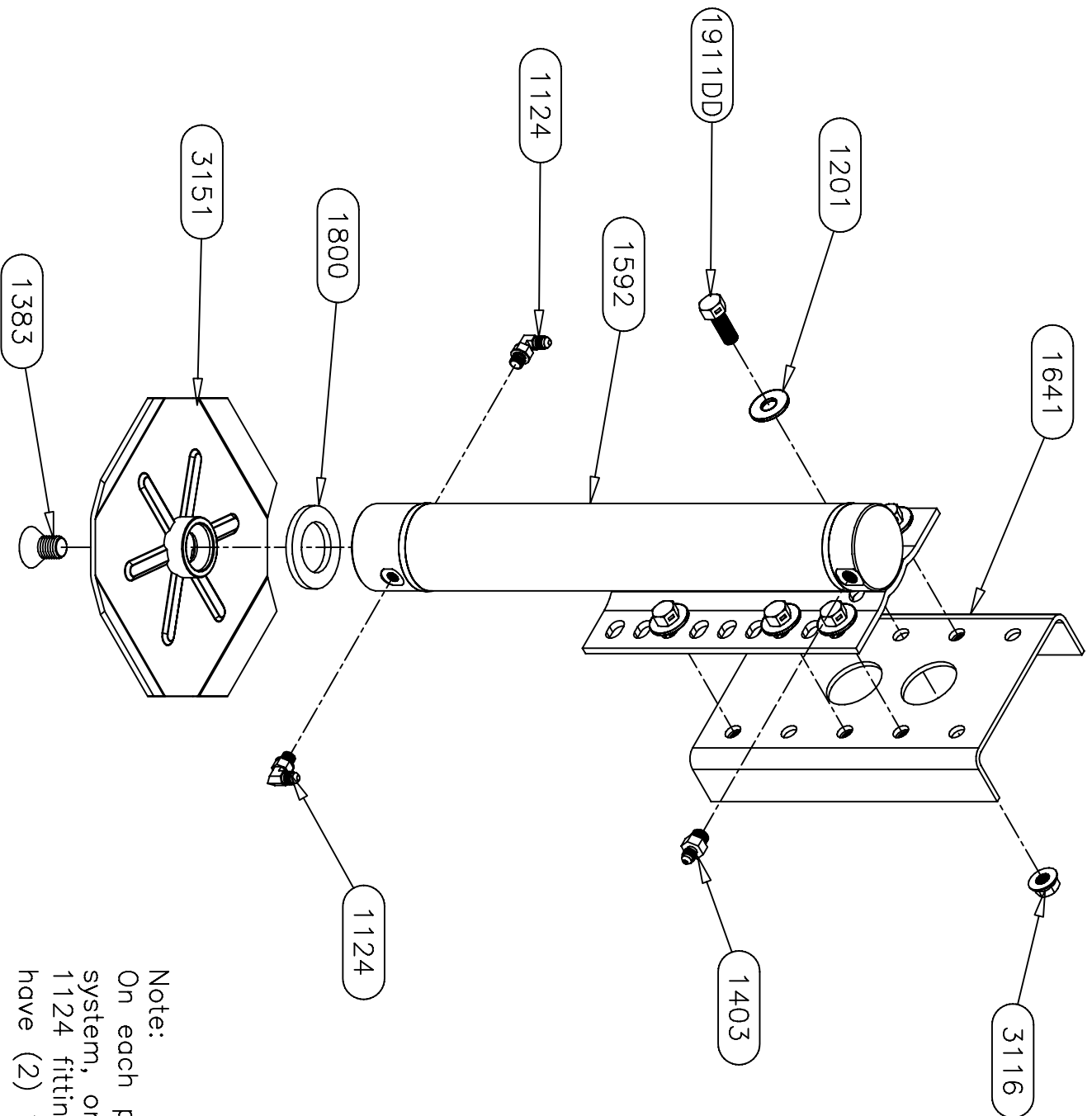
## Small Bi-Rotational Pump Assembly



Manual override screw,  $\frac{1}{4}$ " allen head, is under this sticker. Using a 2000 rpm minimum drill, retract jacks by turning counter clockwise. To extend, turn screw clockwise.

To perform the manual override procedure, using a  $\frac{1}{8}$ " allen wrench, all set screws must be turned clockwise "open" until they are snug. Once all levelers are retracted, turn all valve screws counter clockwise "closed" until snug.





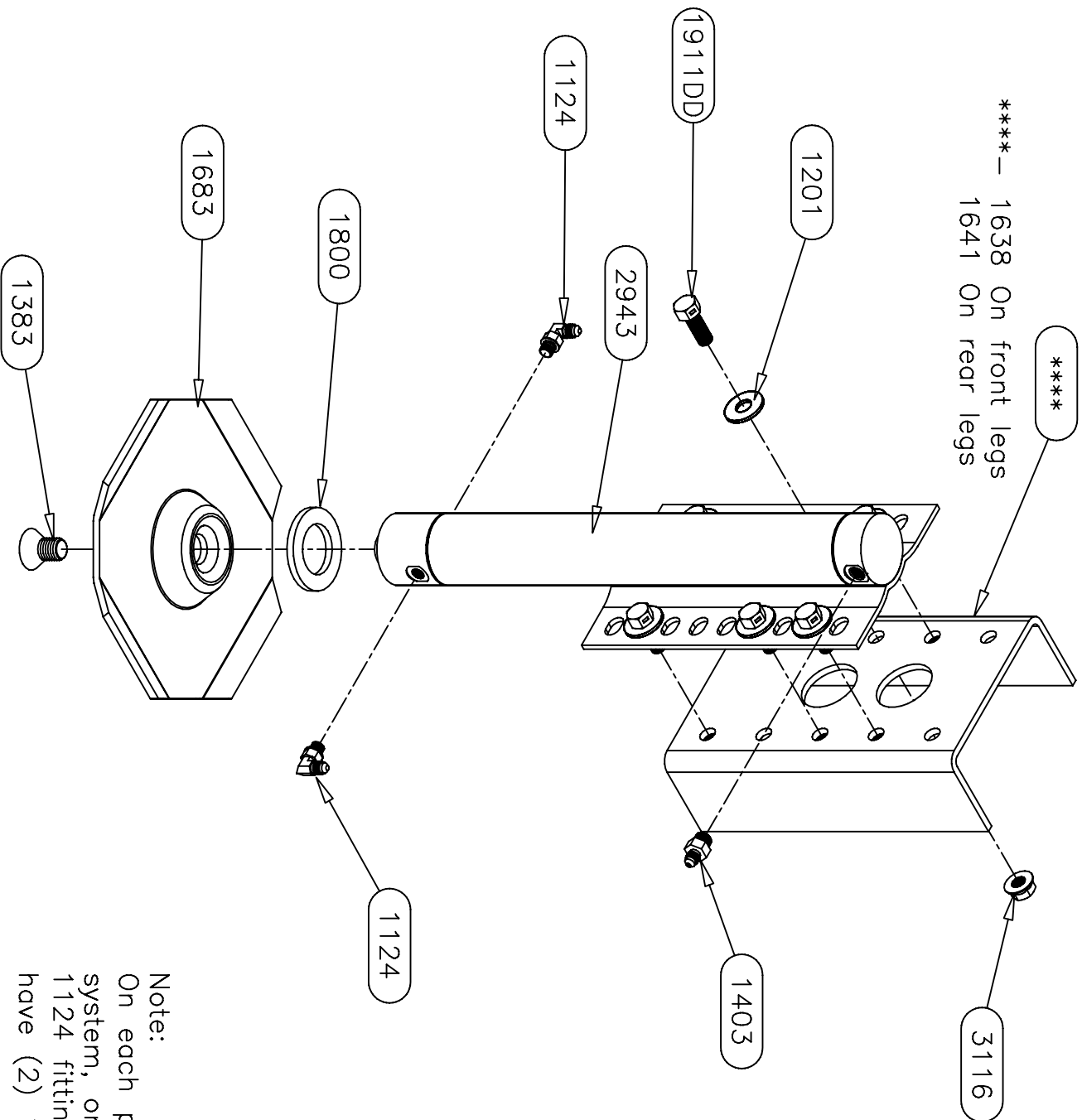
Note:  
On each pair of jacks in this system, one jack will have (1) 1124 fitting and the other will have (2) 1124 fittings.

<i>Equalizer</i>		55169 COUNTY ROAD 3 ELKHART, IN 46515		#	REVISIONS		BY:	DATE:	UNLESS OTHERWISE SPECIFIED:		TITLE		USED ON:		
NOTICE - This drawing, including principles of design, is the property of Days Corporation, Elkhart, Indiana, with the agreement that it is not to be reproduced, copied, or loaned in any manner that may constitute a detriment directly or indirectly to Days Corporation. Acceptance of this will be construed as an agreement of the above.									TOLERANCES:			MH 16 SL LEG ASSEMBLY	NEW MAR		
										.XXX ± 0.010			SIZE SCALE MATERIAL	NOTED	
										.XX ± 0.010			A 1:1 AS		
										.X ± 0.030			DRW BY: DATE:		
											ANG. ± 1/2"			3/30/12	PART NAME: MH 16 SL LEG ASSEMBLY
									REMOVE ALL BURRS AND SHARP EDGES .015 MAX			APPD BY: DATE:		PAGE: 2 OF 3	
														DWG NO.: P7214/7761	
														REV: —	









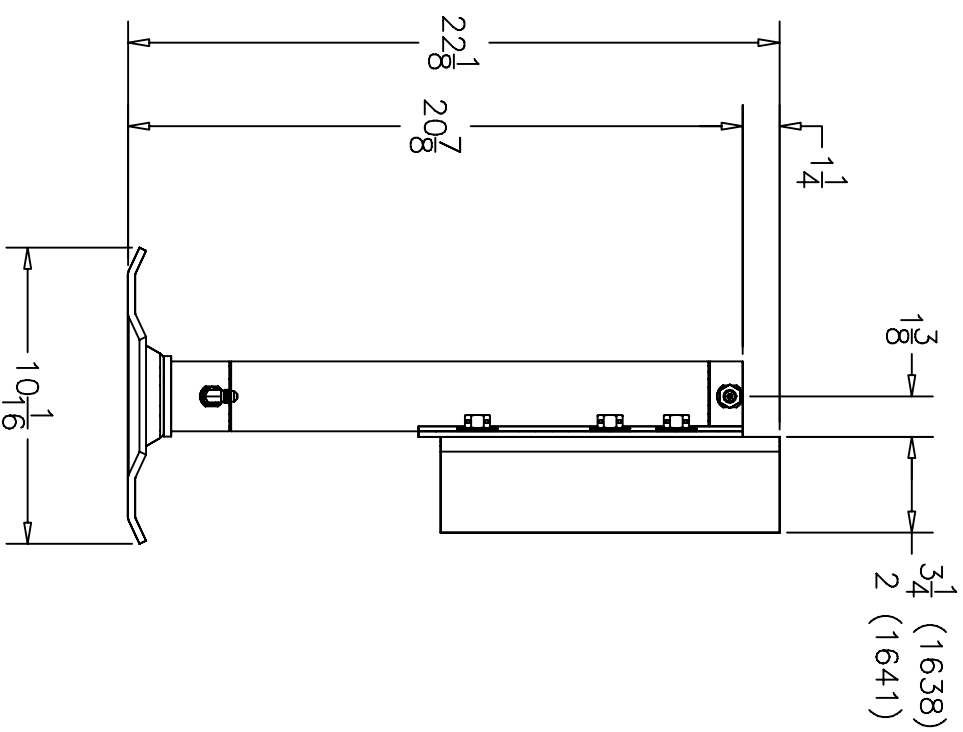
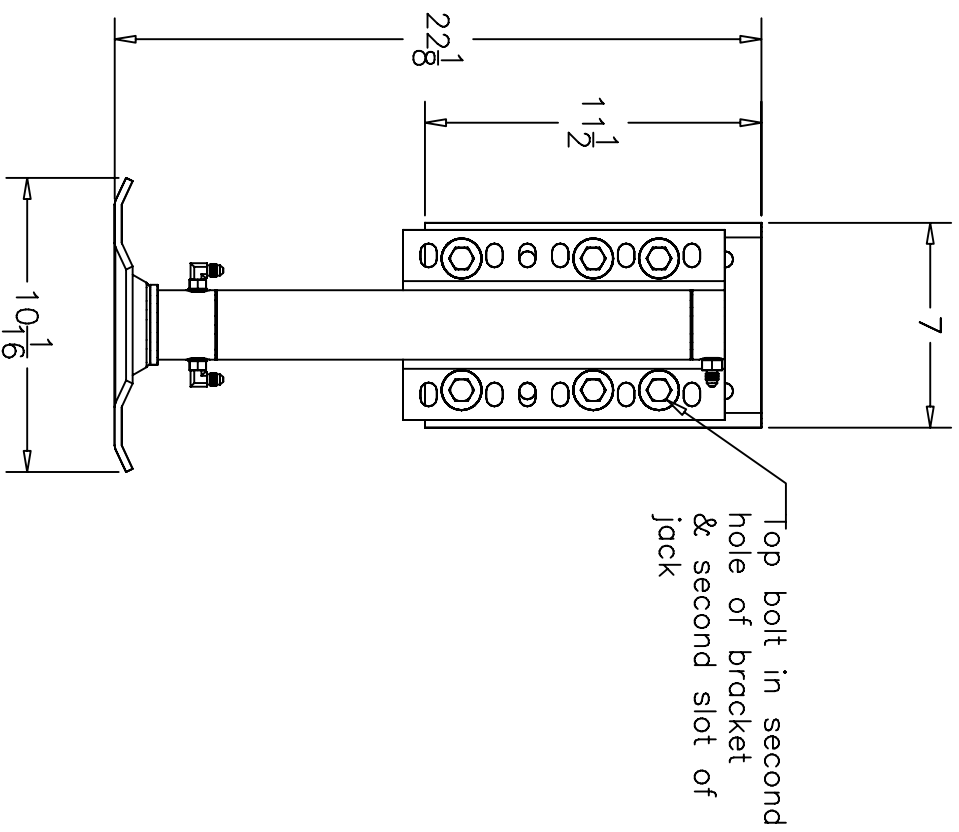
\*\*\*\*

\*\*\*\*- 1638 On front legs  
1641 On rear legs

Note:  
On each pair of jacks in this system, one jack will have (1) 1124 fitting and the other will have (2) 1124 fittings.

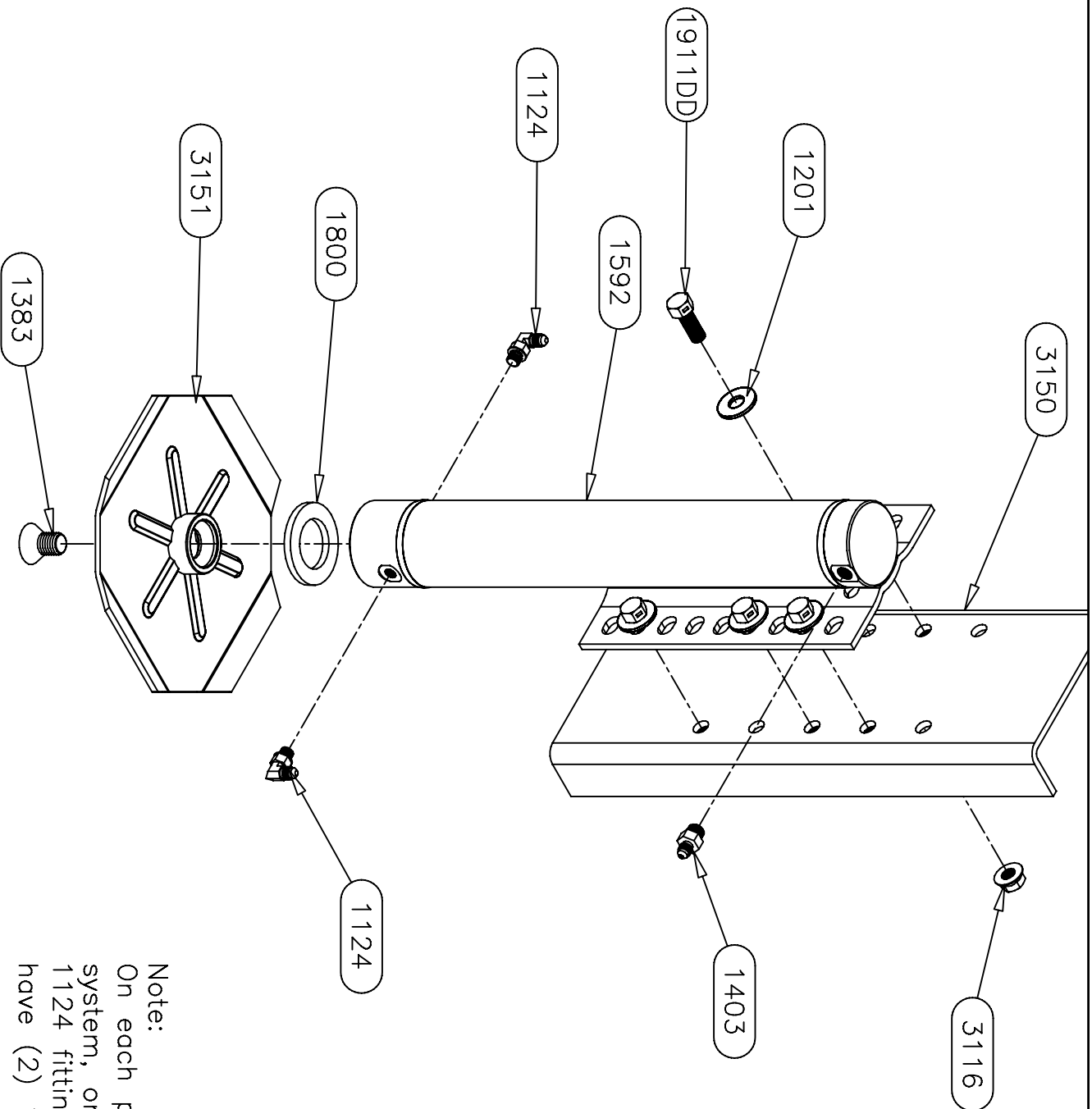
<i>Equalizer</i>		55169 COUNTY ROAD 3 ELKHART, IN 46515			
#		REVISIONS	BY:	DATE:	UNLESS OTHERWISE SPECIFIED: TOLERANCES: .XXX ± 0.010 .XX ± 0.010 .X ± 0.030 ANG. ± 1/2" REMOVE ALL BURRS AND SHARP EDGES .015 MAX
A		Updated hardware	SJ	4/6/12	
B		Added dimensions	SJ	2/6/13	

NOTICE - This drawing, including principles of design, is the property of Days Corporation, Elkhart, Indiana, with the agreement that it is not to be reproduced, copied, or loaned in any manner that may constitute a detriment directly or indirectly to Days Corporation. Acceptance of this will be construed as an agreement of the above.



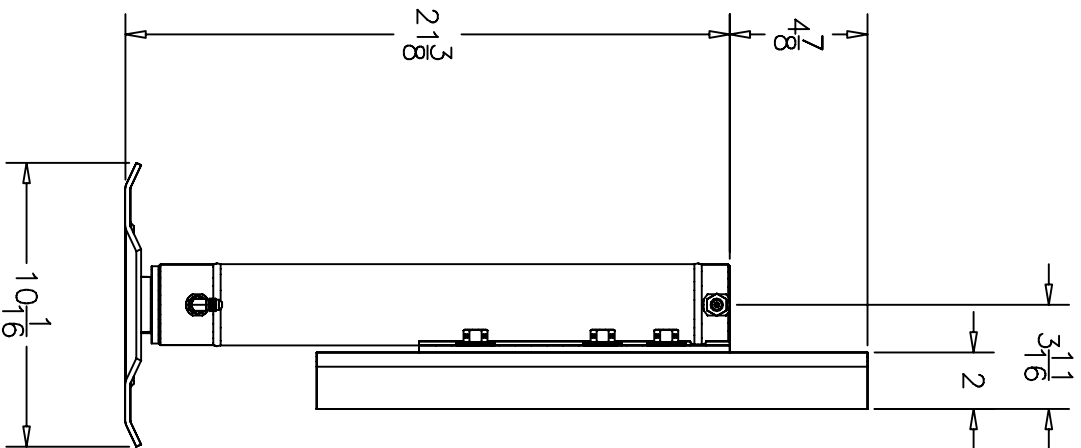
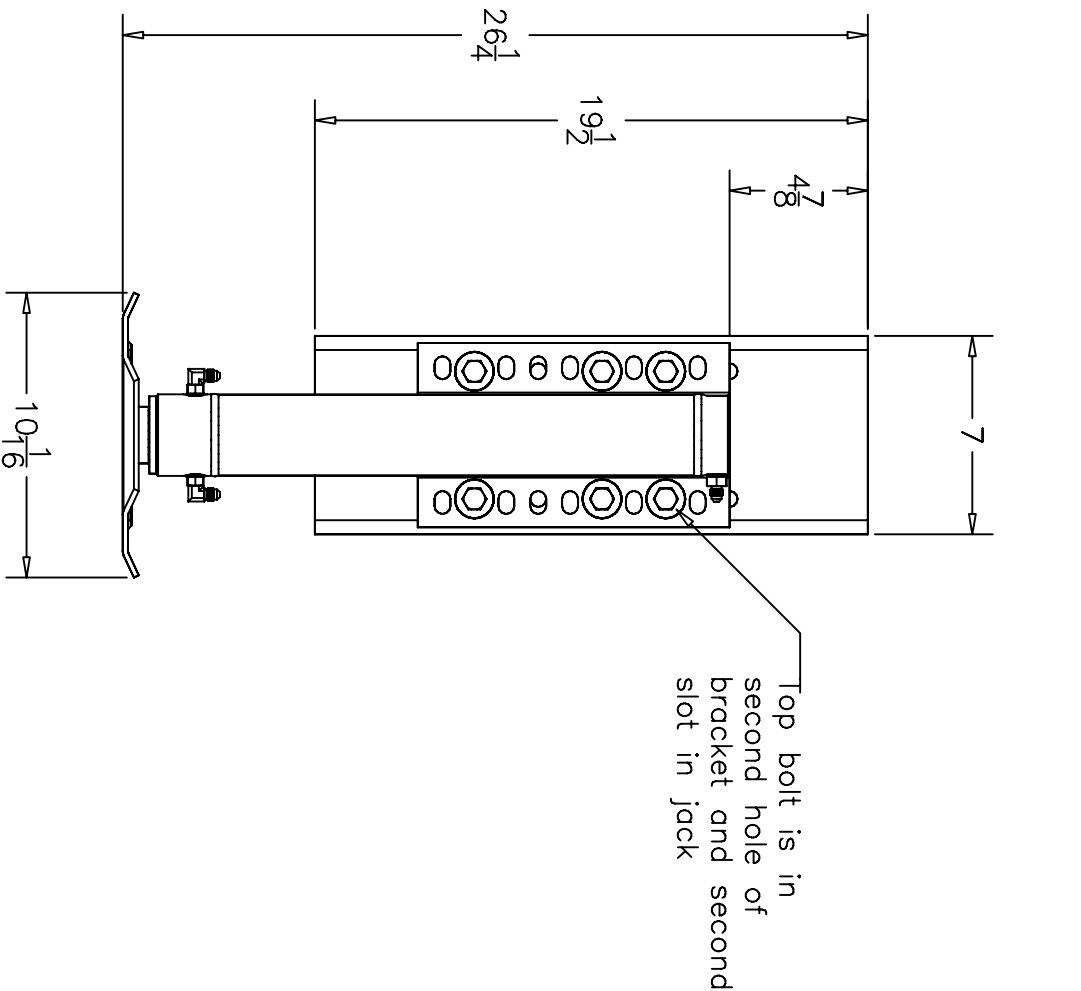
<i>Equalizer</i>		55169 COUNTY ROAD 3 ELKHART, IN 46515	
#		REVISIONS	
A		Updated hardware	BY: SJ DATE: 4/6/12
B		Added dimensions	SJ 2/6/13
NOTICE - This drawing, including principles of design, is the property of Days Corporation, Elkhart, Indiana, with the agreement that it is not to be reproduced, copied, or loaned in any manner that may constitute a detriment directly or indirectly to Days Corporation. Acceptance of this will be construed as an agreement of the above.			
		UNLESS OTHERWISE SPECIFIED:	
		TOLERANCES:	
		.XXX ± 0.010	
		.XX ± 0.010	
		.X ± 0.030	
		ANG. ± 1/2°	
		REMOVE ALL BURRS AND SHARP EDGES .015 MAX	
TITLE		USED ON:	
MH 15 SL LEG ASSEMBLY		NEW MAR	
SIZE SCALE MATERIAL A 1: 1 ASS		NOTED	
DRAW BY: DATE: SJ 5/3/11		PART NAME: MH 15 SL LEG ASSEMBLY	
APPD BY: DATE: — —		DWG NO.: 3 OF 3 P7636/7761	
		REV: B	





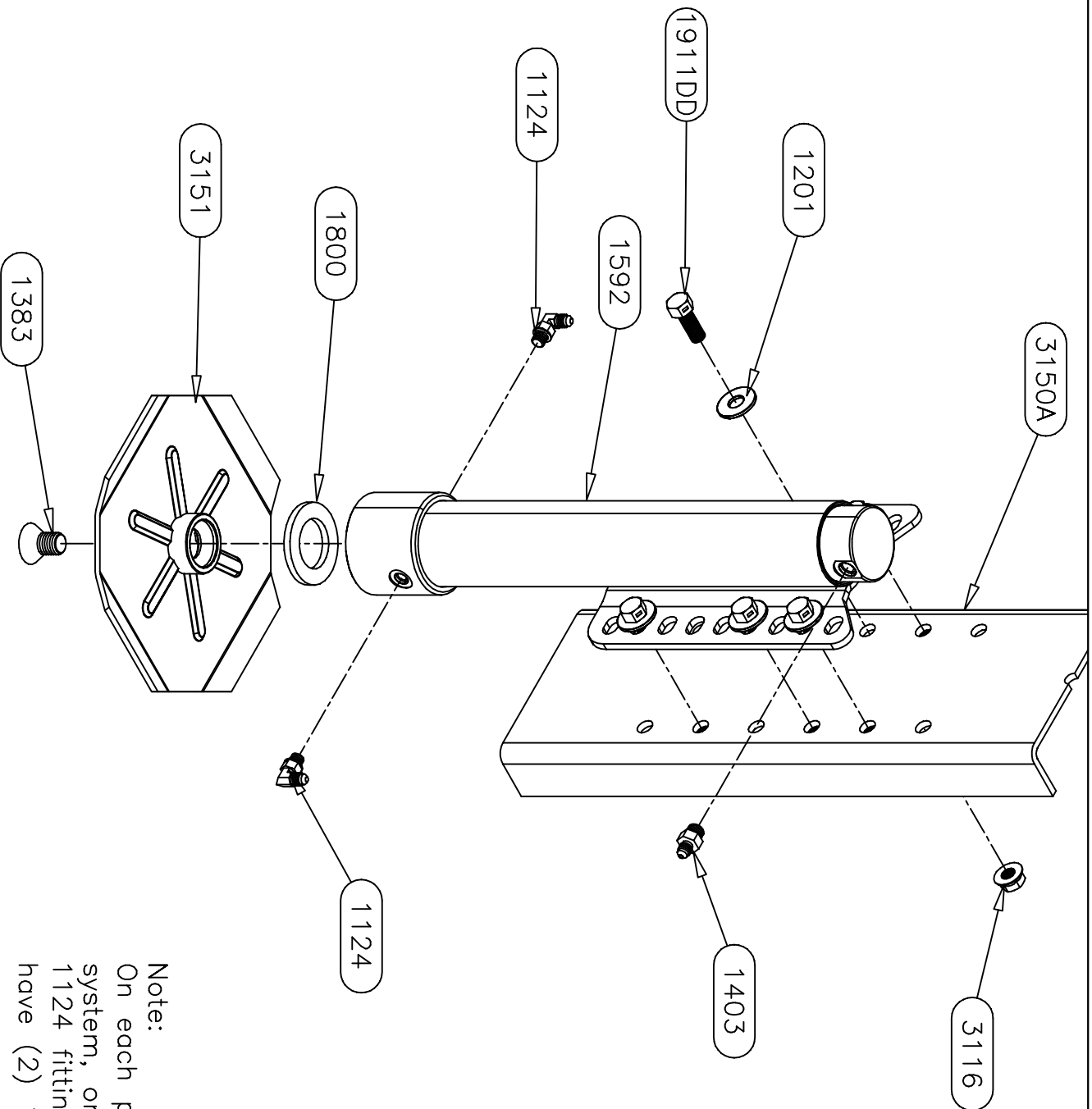
Note:  
 On each pair of jacks in this system, one jack will have (1) 1124 fitting and the other will have (2) 1124 fittings.

<b>Equalizer</b>		55169 COUNTY ROAD 3 ELKHART, IN 46515		#		REVISIONS		BY:		DATE:		UNLESS OTHERWISE SPECIFIED:		TITLE		USED ON:	
NOTICE - This drawing, including principles of design, is the property of Days Corporation, Elkhart, Indiana, with the agreement that it is not to be reproduced, copied, or loaned in any manner that may constitute a detriment directly or indirectly to Days Corporation. Acceptance of this will be construed as an agreement of the above.												TOLERANCES:		MH 16 SL LEG ASSEMBLY		NEWMAR DIESEL	
												.XXX ± 0.010		SIZE SCALE MATERIAL		NOTED	
												.XX ± 0.010		A 1:1 A S			
												.X ± 0.030		DRW BY: DATE:		PART NAME:	
												ANG. ± 1/2"		SU 2/4/13		MH 16 SL LEG ASSEMBLY	
												REMOVE ALL BURRS AND SHARP EDGES .015 MAX		APPD BY: DATE:		PAGE: 2 OF 3	
																DWG NO.: P7835/7836	
																REV: -	



<i>Equalizer</i>		55169 COUNTY ROAD 3 ELKHART, IN 46515		#	REVISIONS		BY:	DATE:	UNLESS OTHERWISE SPECIFIED: TOLERANCES: .XXX ± 0.010 .XX ± 0.010 .X ± 0.030 ANG. ± 1/2° REMOVE ALL BURRS AND SHARP EDGES .015 MAX		TITLE MH 16 SL LEG ASSEMBLY		USED ON: NEWMAR DIESEL	
NOTICE – This drawing, including principles of design, is the property of Days Corporation, Elkhart, Indiana, with the agreement that it is not to be reproduced, copied, or loaned in any manner that may constitute a detriment directly or indirectly to Days Corporation. Acceptance of this will be construed as an agreement of the above.										SIZE SCALE MATERIAL A 1:1 AS		NOTED		
										DRW BY: DATE: 2/4/13		PART NAME: MH 16 SL LEG ASSEMBLY		
										PAGE: 3 OF 3 DWG NO.: P7835/7836 REV: –				

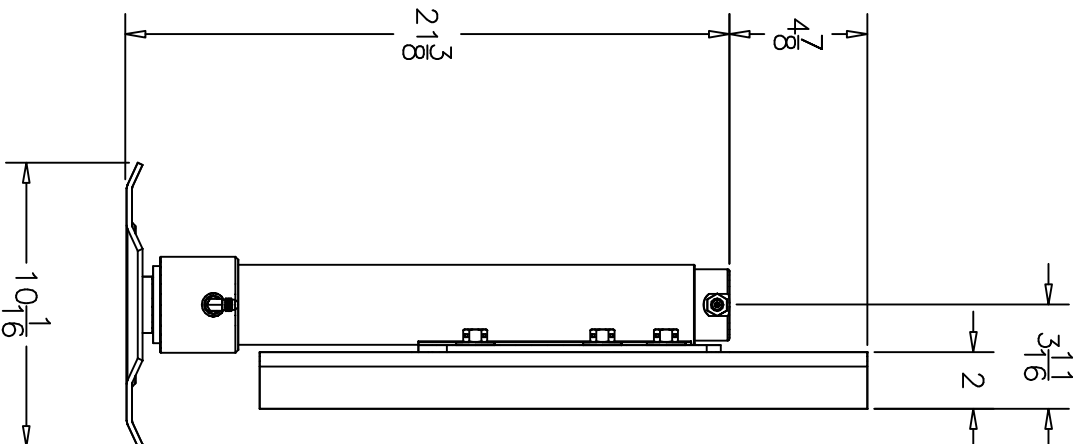
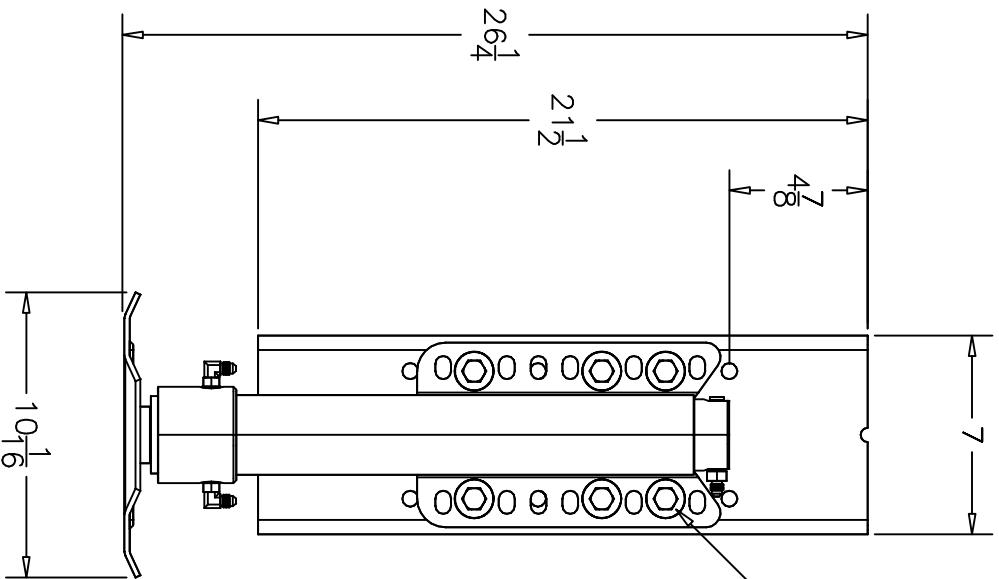




Note:  
On each pair of jacks in this system, one jack will have (1) 1124 fitting and the other will have (2) 1124 fittings.

<b>Equalizer</b>		55169 COUNTRY ROAD 3 ELKHART, IN 46515		#	REVISIONS		BY:	DATE:	UNLESS OTHERWISE SPECIFIED:		TITLE	USED ON:	
NOTICE - This drawing, including principles of design, is the property of Doye Corporation, Elkhart, Indiana, with the agreement that it is not to be reproduced, copied, or loaned in any manner that may constitute a detriment directly or indirectly to Doye Corporation. Acceptance of this will be construed as an agreement of the above.									TOLERANCES:		MH 16 SL LEG ASSEMBLY	NEWMAR DIESEL	
									.XXX ± 0.010		SIZE SCALE MATERIAL	NOTED	
									.XX ± 0.010		A 1:1 AS		
									.X ± 0.030		DRW BY: DATE:		
									ANG. ± 1/2°		SU 2/11/19		
									REMOVE ALL BURRS AND SHARP EDGES .015 MAX		APPD BY: DATE:	PART NAME: MH 16 SL LEG ASSEMBLY	
											—	PAGE: 2 OF 3	
												DWG NO.: P7835A/7836	
												REV: —	





*Equalizer*

55169 COUNTRY ROAD 3  
ELKHART, IN 46515

#

REVISIONS

BY:

DATE:

UNLESS OTHERWISE SPECIFIED:  
TOLERANCES:  
.XXX ± 0.010  
.XX ± 0.030  
.X ± 1/2"  
REMOVE ALL BURRS AND SHARP EDGES .015 MAX

TITLE  
MH 16 SL LEG ASSEMBLY  
SIZE SCALE MATERIAL  
A 1:1 AS

USED ON:  
NEWMAR DIESEL

NOTED

PART NAME:  
MH 16 SL LEG ASSEMBLY

NOTICE - This drawing, including principles of design, is the property of Doy's Corporation, Elkhart, Indiana, with the agreement that it is not to be reproduced, copied, or loaned in any manner that may constitute a detriment directly or indirectly to Doy's Corporation. Acceptance of this will be construed as an agreement of the above.

REV:

PAGE:

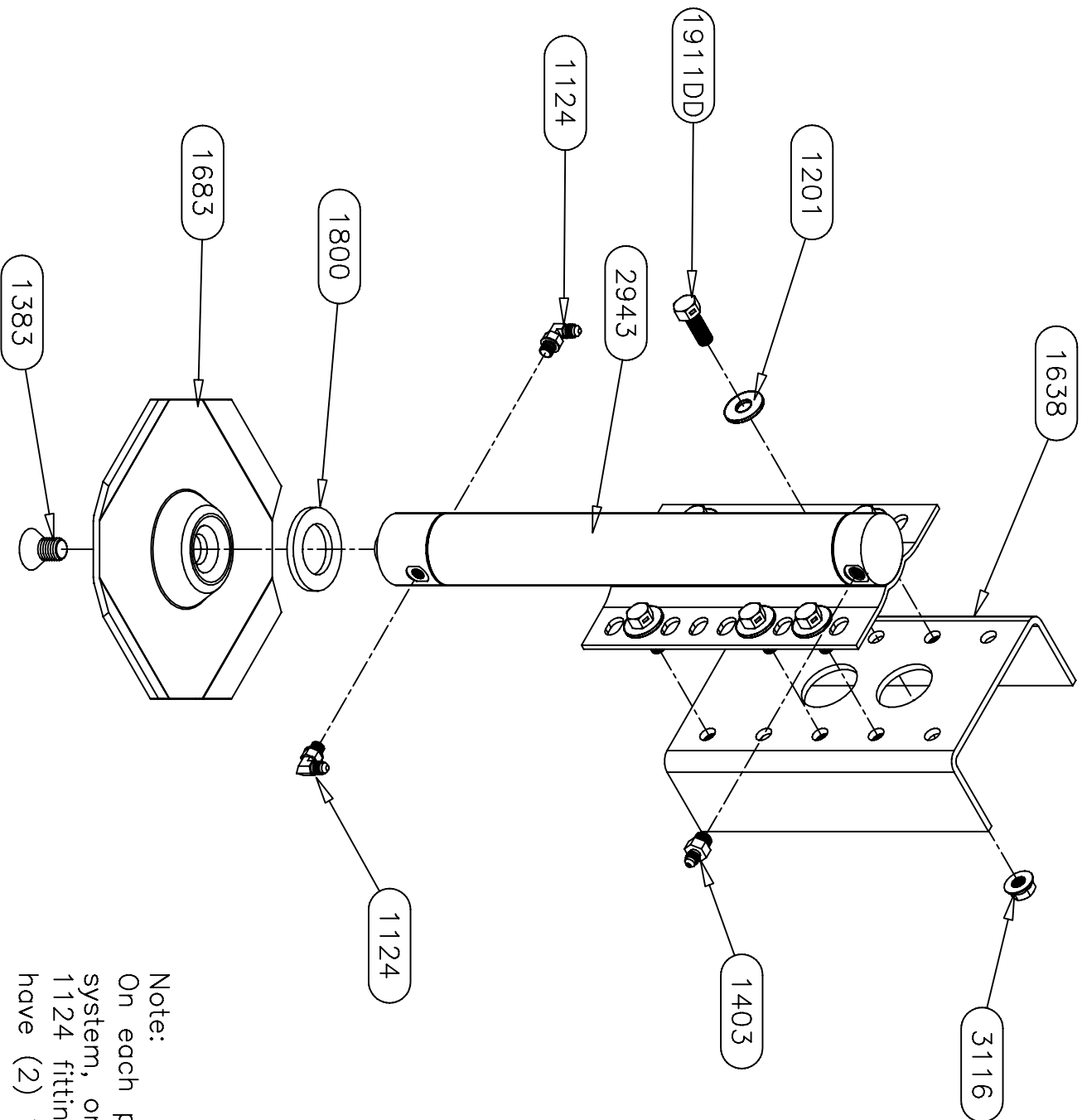
DWG NO.:

REV:

3 OF 3

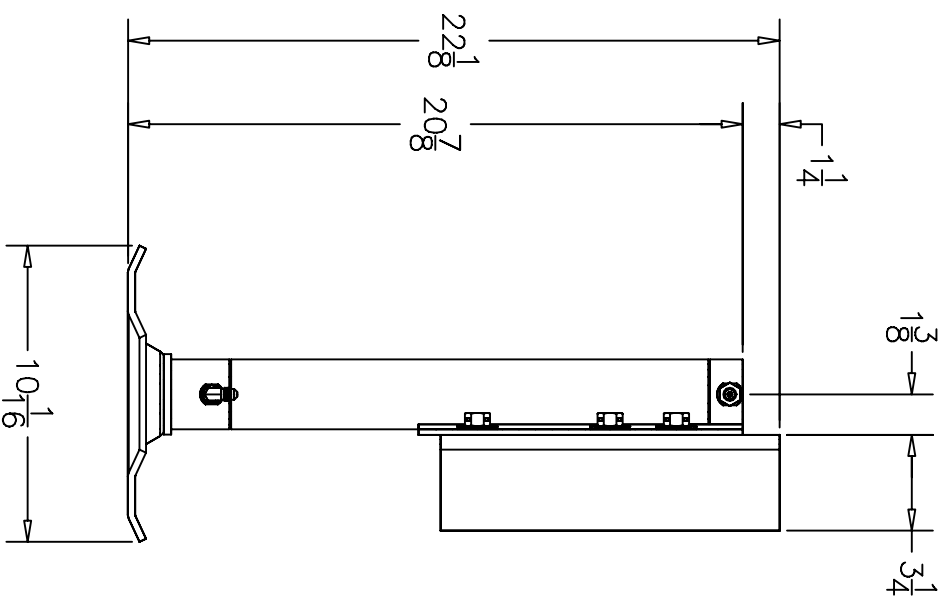
P7835A/7836





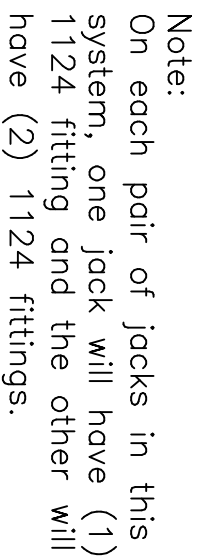
Note:  
On each pair of jacks in this system, one jack will have (1) 1124 fitting and the other will have (2) 1124 fittings.

<b>Equalizer</b>		55169 COUNTY ROAD 3 ELKHART, IN 46515		#	REVISIONS		BY:	DATE:	UNLESS OTHERWISE SPECIFIED:		TITLE	USED ON:	
NOTICE - This drawing, including principles of design, is the property of Dye's Corporation, Elkhart, Indiana, with the agreement that it is not to be reproduced, copied, or loaned in any manner that may constitute a detriment directly or indirectly to Dye's Corporation. Acceptance of this will be construed as an agreement of the above.									TOLERANCES:		MH 15 SL LEG ASSEMBLY	NEW MAR	
									.XXX ± 0.010		SIZE SCALE MATERIAL	NOTED	
									.XX ± 0.030		A 1:1 A S		
									.X ± 1/2"		DRW BY: DATE:		
									ANG. ± 1/2"		SU 2/11/13		
									REMOVE ALL BURRS AND SHARP EDGES .015 MAX		APPD BY: DATE:	PART NAME: MH 15 SL LEG-3" BRACKET	
											PAGE: 2 OF 3	DWG NO.: P7850/7836	
												REV: -	

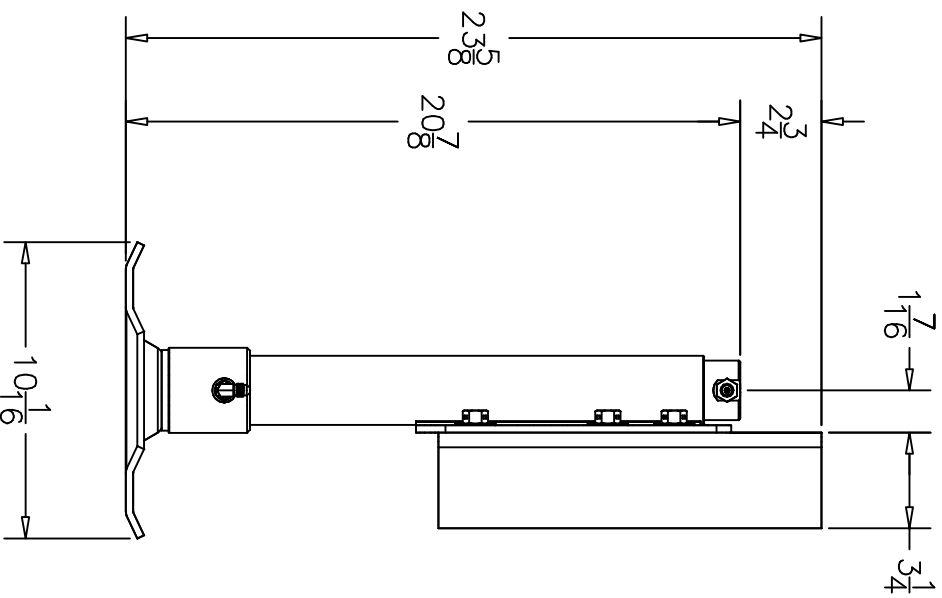
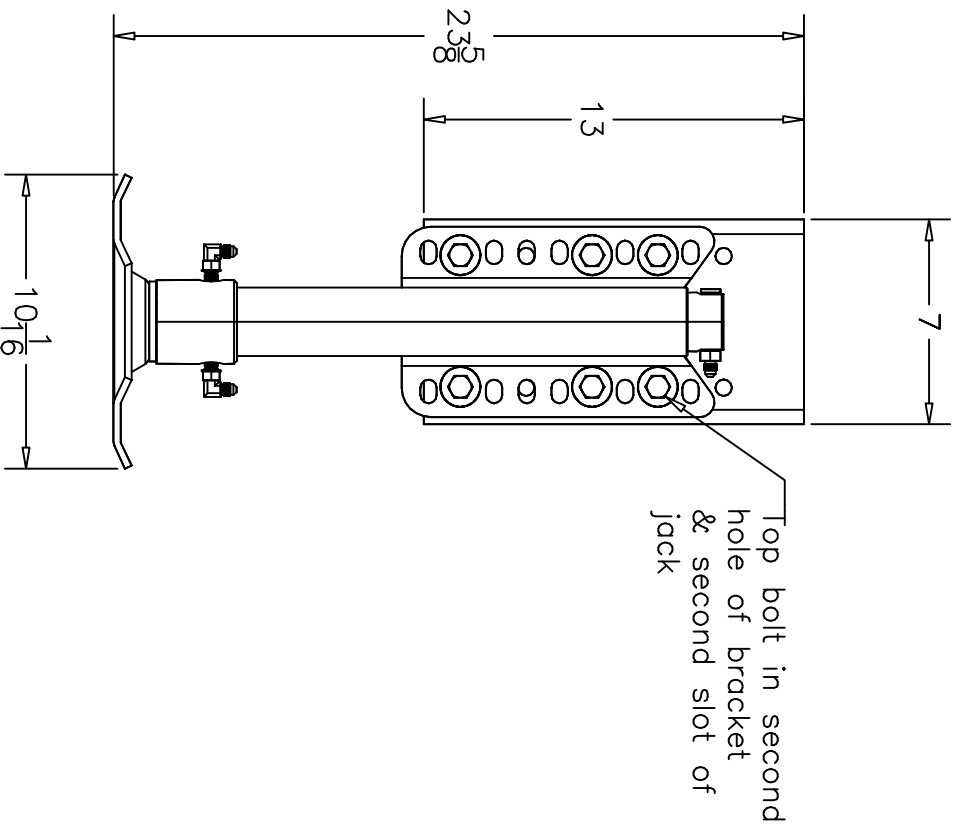


<i>Equalizer</i>		55169 COUNTY ROAD 3 ELKHART, IN 46515	
#	REVISIONS	BY:	DATE:
NOTICE - This drawing, including principles of design, is the property of Days Corporation, Elkhart, Indiana, with the agreement that it is not to be reproduced, copied, or loaned in any manner that may constitute a detriment directly or indirectly to Days Corporation. Acceptance of this will be construed as an agreement of the above.			
UNLESS OTHERWISE SPECIFIED:		TITLE	
TOLERANCES:		MH 15 SL LEG ASSEMBLY	
.XXX ± 0.010		SIZE SCALE MATERIAL	
.XX ± 0.010		A 1: 1	
.X ± 0.010		DRAW BY: DATE:	
ANG. ± 1/2		2/11/13	
REMOVE ALL BURS AND SHARP EDGES .015 MAX		PART NAME: MH 15 SL LEG-3" BRACKET	
APP'D BY: DATE:		PAGE: 3 OF 3	
		DWG NO.: P7850/7836	
		REV: -	





1. 2



*Equalizer*

55169 COUNTRY ROAD 3  
ELKHART, IN 46515

#

REVISIONS

BY:

DATE:

UNLESS OTHERWISE  
SPECIFIED:  
TOLERANCES:  
.XXX ± 0.010  
.XX ± 0.010  
.X ± 0.030  
ANG. ± 1/2°  
REMOVE ALL BURRS AND  
SHARP EDGES .015 MAX

TITLE

MH 15 SL LEG ASSEMBLY

USED ON:

NEW MAR

SIZE SCALE MATERIAL

A 1:1 AS

NOTED

DRW BY: DATE:

SU 2/19/19

PART NAME:

MH 15 SL LEG-3" BRACKET

NOTICE - This drawing, including principles of design, is the property of Doye Corporation, Elkhart, Indiana, with the agreement that it is not to be reproduced, copied, or loaned in any manner that may constitute a detriment directly or indirectly to Doye Corporation. Acceptance of this will be construed as an agreement of the above.

PAGE:

3 OF 3

DWG NO.:

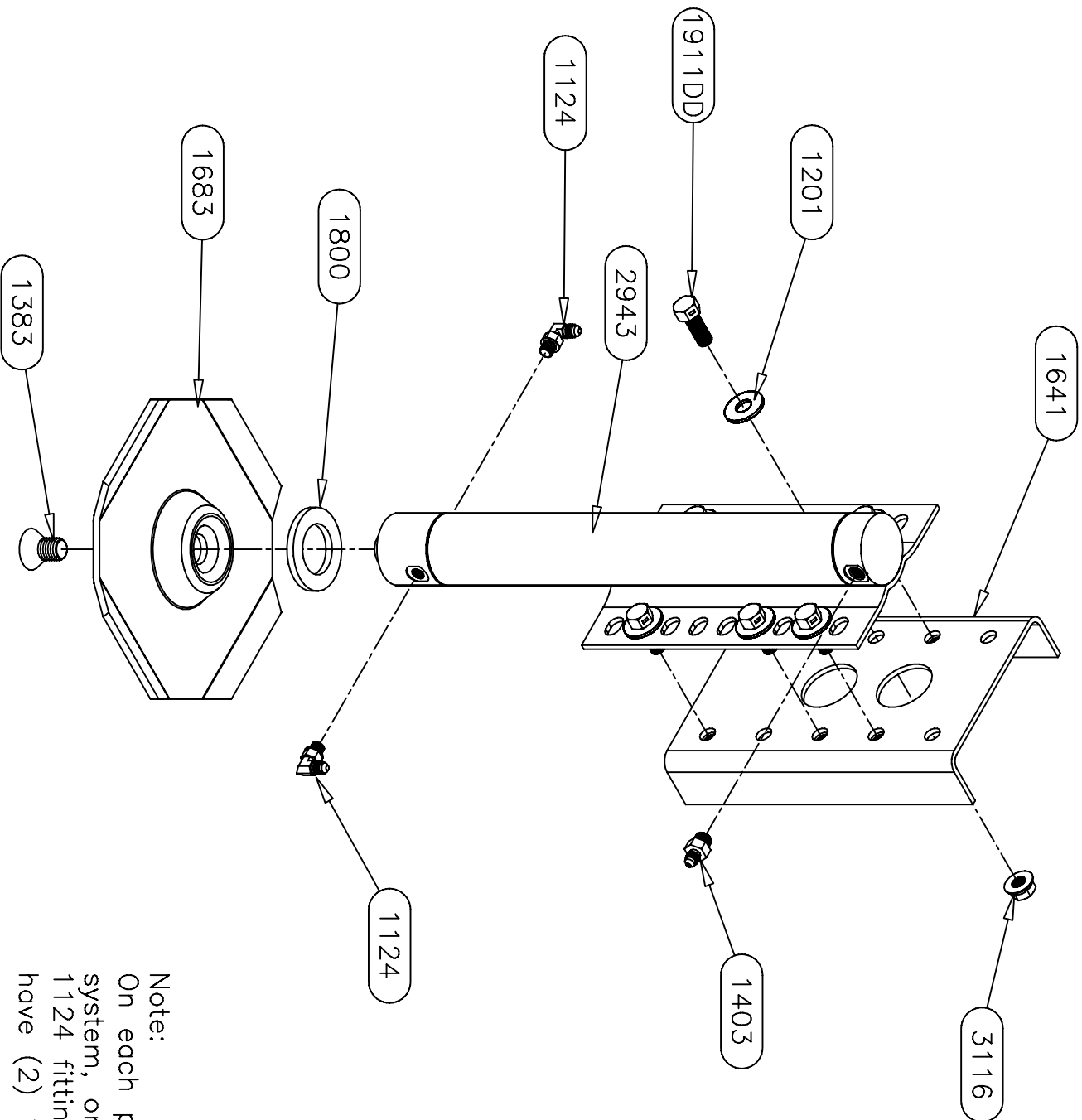
P7850A/7836

REV:

—







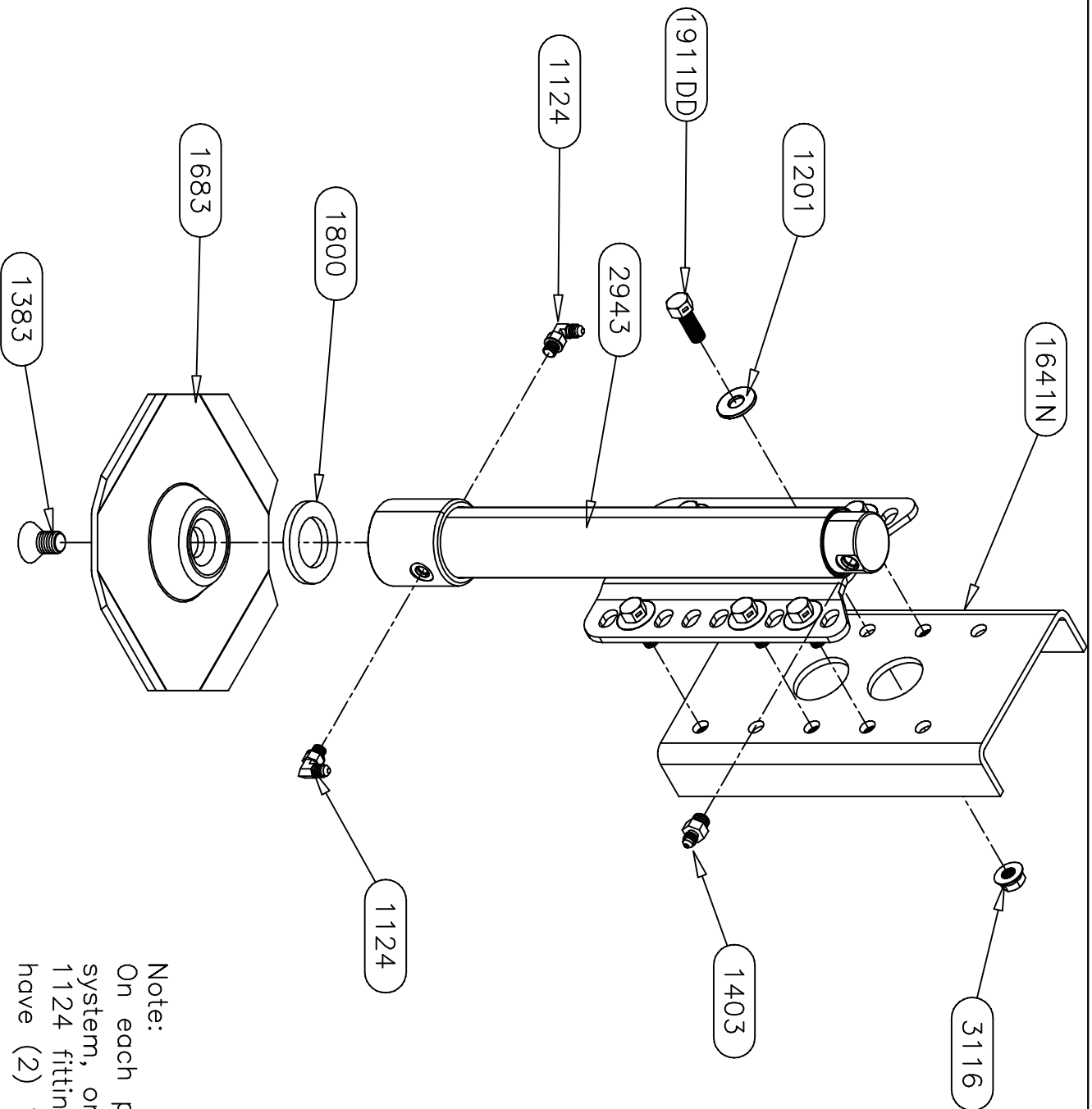
Note:  
On each pair of jacks in this system, one jack will have (1) 1124 fitting and the other will have (2) 1124 fittings.

55169 COUNTY ROAD 3 ELKHART, IN 46515			#		REVISIONS		BY:		DATE:		UNLESS OTHERWISE SPECIFIED:		TITLE		USED ON:	
<i>Equalizer</i>											TOLERANCES:		MH 15 SL LEG ASSEMBLY		NEW MAR	
											.XXX ± 0.010		A 1: 1		NOTED	
											.XX ± 0.010		SU			
											ANG. ± 1/2"		2/11/13		PART NAME:	
											REMOVE ALL BURRS AND SHARP EDGES .015 MAX		DATE:		MH 15 SL LEG-2" BRACKET	
													APPD BY		PAGE:	
													DATE:		2 OF 3	
															DWG NO.:	
															P7851/7836	
															REV:	
															-	

NOTICE - This drawing, including principles of design, is the property of Days Corporation, Elkhart, Indiana, with the agreement that it is not to be reproduced, copied, or loaned in any manner that may constitute a detriment directly or indirectly to Days Corporation. Acceptance of this will be construed as an agreement of the above.

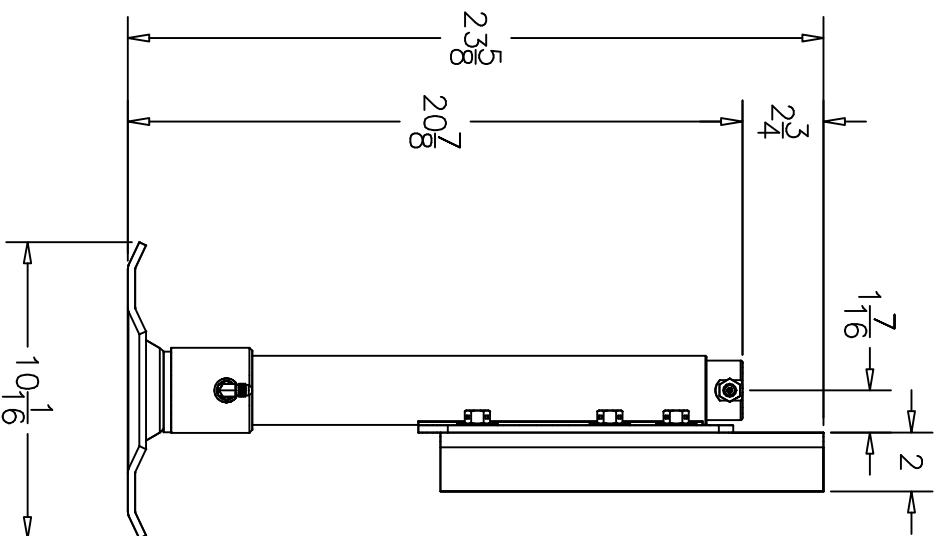
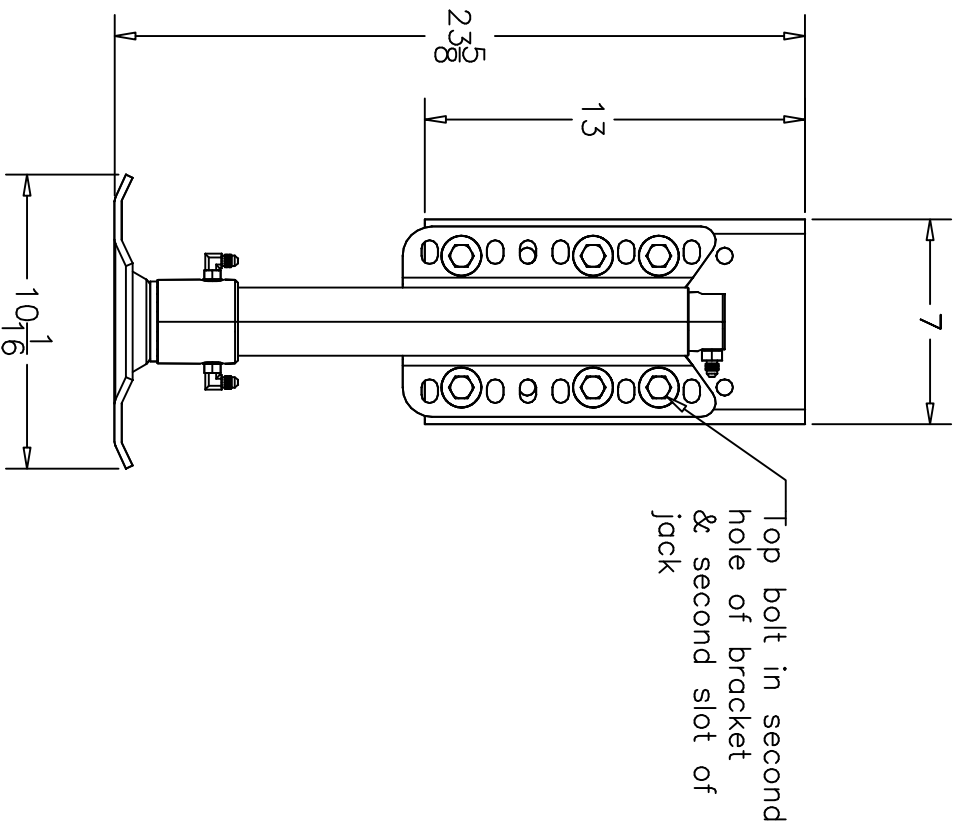






Note:  
On each pair of jacks in this system, one jack will have (1) 1124 fitting and the other will have (2) 1124 fittings.

<i>Equalizer</i>		55169 COUNTRY ROAD 3 ELKHART, IN 46515		#	REVISIONS	BY:	DATE:	UNLESS OTHERWISE SPECIFIED:	TITLE	USED ON:
NOTICE - This drawing, including principles of design, is the property of Doye Corporation, Elkhart, Indiana, with the agreement that it is not to be reproduced, copied, or loaned in any manner that may constitute a detriment directly or indirectly to Doye Corporation. Acceptance of this will be construed as an agreement of the above.								TOLERANCES:	MH 15 SL LEG ASSEMBLY	NEW MAR
								.XXX ± 0.010	SIZE SCALE MATERIAL	NOTED
								.XX ± 0.010	A 1:1	
								.X ± 0.030	DRW BY: DATE:	
								ANG. ± 1/2"	2/19/19	
								REMOVE ALL BURRS AND SHARP EDGES .015 MAX	SU	MH 15 SL LEG-2" BRACKET
								APPD BY: DATE:	—	PAGE: 2 OF 3 DWG NO.: P7851A/7836 REV: —



*Equalizer*

55169 COUNTRY ROAD 3  
ELKHART, IN 46515

#

REVISIONS

BY:

DATE:

UNLESS OTHERWISE  
SPECIFIED:  
TOLERANCES:  
.XXX ± 0.010  
.XX ± 0.030  
.X ± 1/2"

TITLE

MH 15 SL LEG ASSEMBLY

USED ON:

NEW MAR

SIZE SCALE MATERIAL

A 1:1 AS

NOTED

DRW BY: DATE:

SU 2/19/19

PART NAME:

MH 15 SL LEG-2" BRACKET

APPROVED BY DATE:

—

PAGE:

3 OF 3 P7851A/7836

REVISIONS

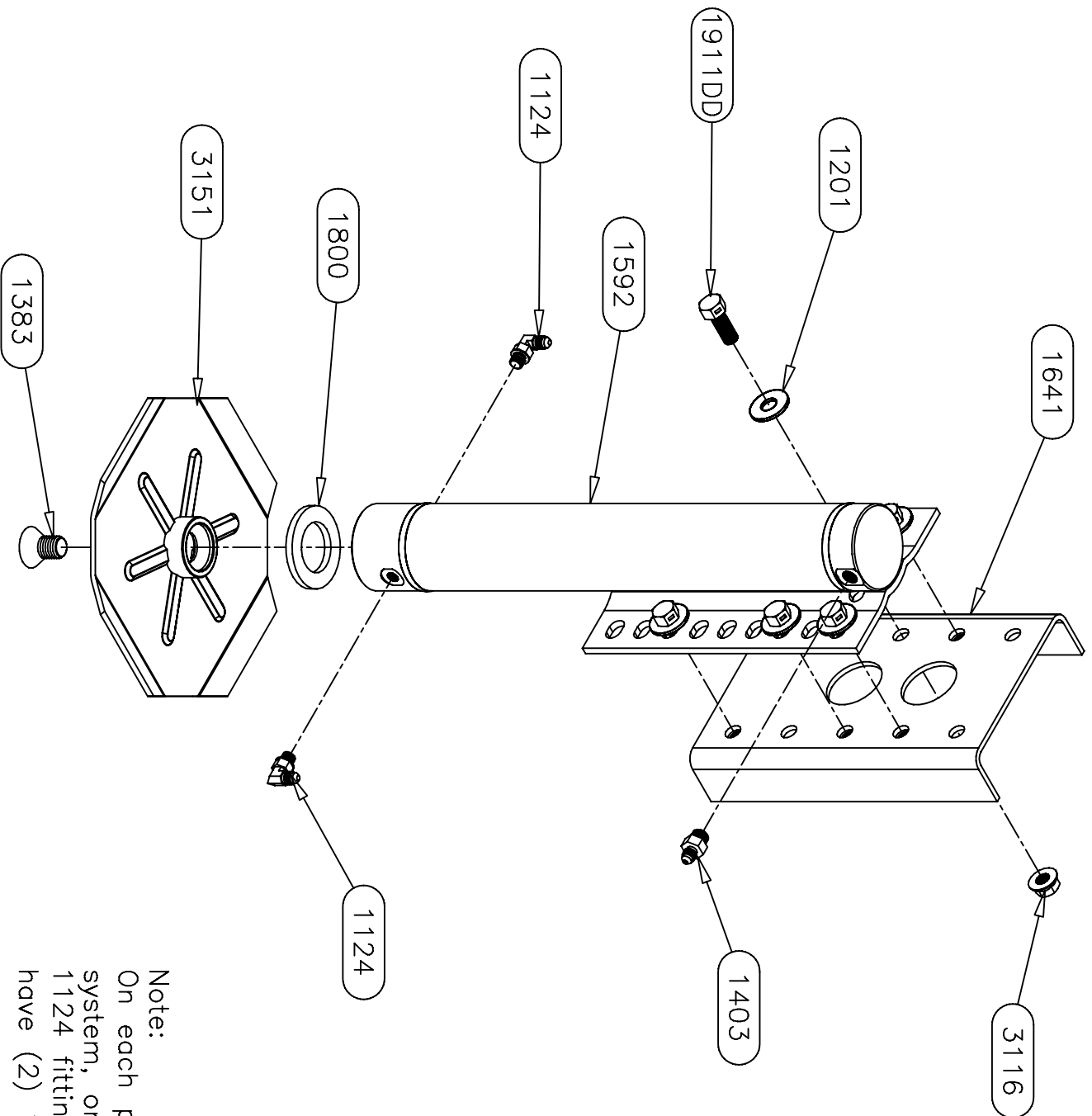
—

REV:

—

NOTICE - This drawing, including principles of design, is the property of Doye Corporation, Elkhart, Indiana, with the agreement that it is not to be reproduced, copied, or loaned in any manner that may constitute a detriment directly or indirectly to Doye Corporation. Acceptance of this will be construed as an agreement of the above.





Note:  
On each pair of jacks in this system, one jack will have (1) 1124 fitting and the other will have (2) 1124 fittings.

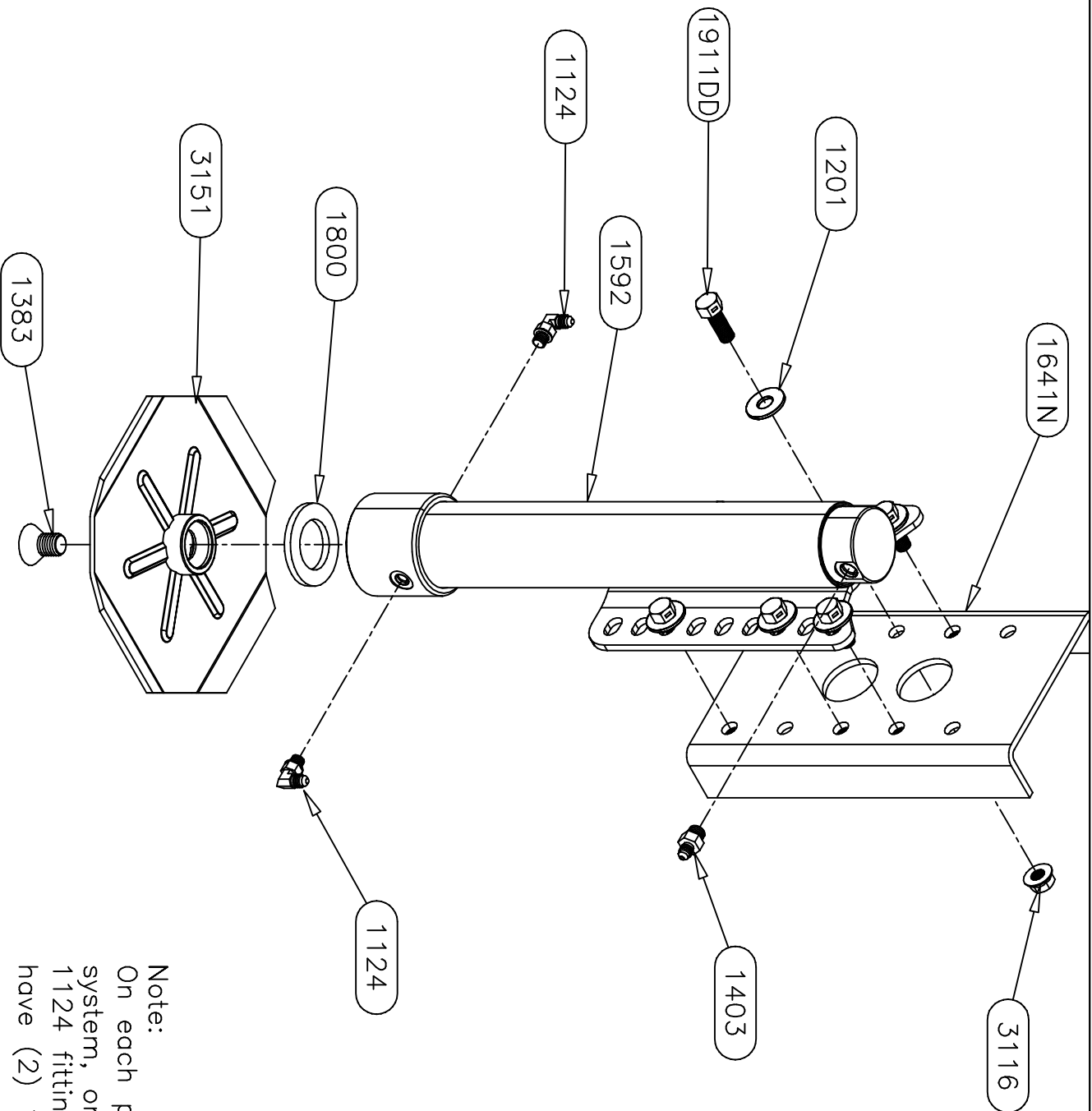
55169 COUNTY ROAD 3 ELKHART, IN 46515			#		REVISIONS		BY:		DATE:		UNLESS OTHERWISE SPECIFIED:		TITLE		USED ON:	
<i>Equalizer</i>											TOLERANCES:		MH 16 SL LEG ASSEMBLY		NEW MAR	
											.XXX ± 0.010		SIZE SCALE MATERIAL		NOTED	
											.XX ± 0.010		A 1: 1 A S			
											.X ± 0.030		DRW BY: DATE:		PART NAME:	
											ANG. ± 1/2"		SU 2/8/13		MH 16 SL LEG-2" BRACKET	
											REMOVE ALL BURRS AND SHARP EDGES .015 MAX		APPD BY DATE:		PAGE: 2 OF 3	
															DWG NO.: P7852/7836	
															REV: -	

NOTICE - This drawing, including principles of design, is the property of Days Corporation, Elkhart, Indiana, with the agreement that it is not to be reproduced, copied, or loaned in any manner that may constitute a detriment directly or indirectly to Days Corporation. Acceptance of this will be construed as an agreement of the above.







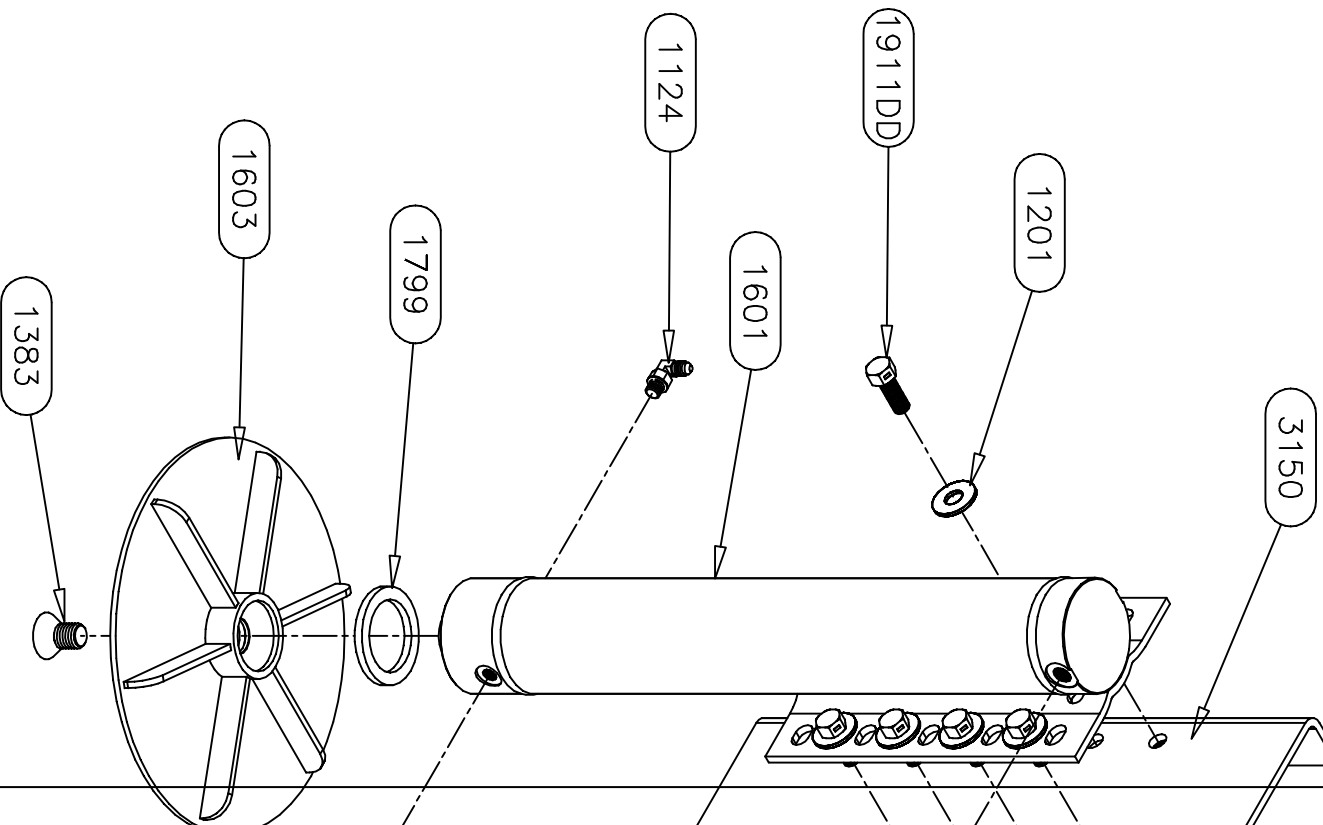


Note:  
On each pair of jacks in this system, one jack will have (1) 1124 fitting and the other will have (2) 1124 fittings.

<div>Equalizer</div>										55169 COUNTRY ROAD 3 ELKHART, IN 46515									
#										REVISIONS									
										BY:									
										DATE:									
										UNLESS OTHERWISE SPECIFIED:									
										TOLERANCES:									
										.XXX ± 0.010									
										.XX ± 0.010									
										.X ± 0.030									
										ANG. ± 1/2									
										REMOVE ALL BURRS AND SHARP EDGES .015 MAX									
										TITLE									
										MH 16 SL LEG ASSEMBLY									
										USED ON:									
										NEW MAR									
										SIZE SCALE MATERIAL									
										A 1: 1									
										NOTED									
										PART NAME:									
										MH 16 SL LEG-2" BRACKET									
										PAGE:									
										2 OF 3									
										P7852A/7836									
										REV:									
										-									







KEY PAD #3103  
3116

PIN	GAGE	COLOR
1	18	RED
2	18	BLACK
3	18	BROWN/WHITE
4	18	GRN/WHITE

AUTO LEVEL CONTROLLER #3149  
1403

INPUT. DATA  
INPUT. DATA  
OUTPUT. POWER TO KEY PAD  
OUTPUT. GND TO KEY PAD  
INPUT. 12V+ WHEN IGN ON  
INPUT. PARK BRAKE GND. SEE NOTES

PIN/GAGE	COLOR
1 18	BROWN/WHITE
2 18	GREEN/WHITE
3 18	RED
4 18	BLACK
5 18	PINK
6 18	BLACK/YELLOW
7	
8	
9	

1124

INPUT 12V+ FROM PUMP (MINIMUM 10.5V)  
INPUT GND FROM PUMP  
OUTPUT 12V+ TO PUMP VALVE LF  
OUTPUT 12V+ TO PUMP VALVE RF  
OUTPUT 12V+ TO PUMP VALVE RR  
OUTPUT 12V+ TO PUMP VALVE LR  
OUTPUT 12V+ TO PUMP RETRACT  
OUTPUT 12V+ TO PUMP EXTEND  
OUTPUT 12V+ TO PUMP PRESSURE SW

PIN/GAGE	COLOR
1 12	RED
2 12	BLACK
3 18	BROWN
4 18	WHITE
5 18	YELLOW
6 18	ORANGE
7 18	GREEN
8 18	BLUE
9 18	YELLOW/BLACK

Note:

On each pair of jacks in this system, one jack will have (1) 1124 fitting and the other will have (2) 1124 fittings.

# Equalizer

55169 COUNTRY ROAD 3  
ELKHART, IN 46515

## REVISIONS

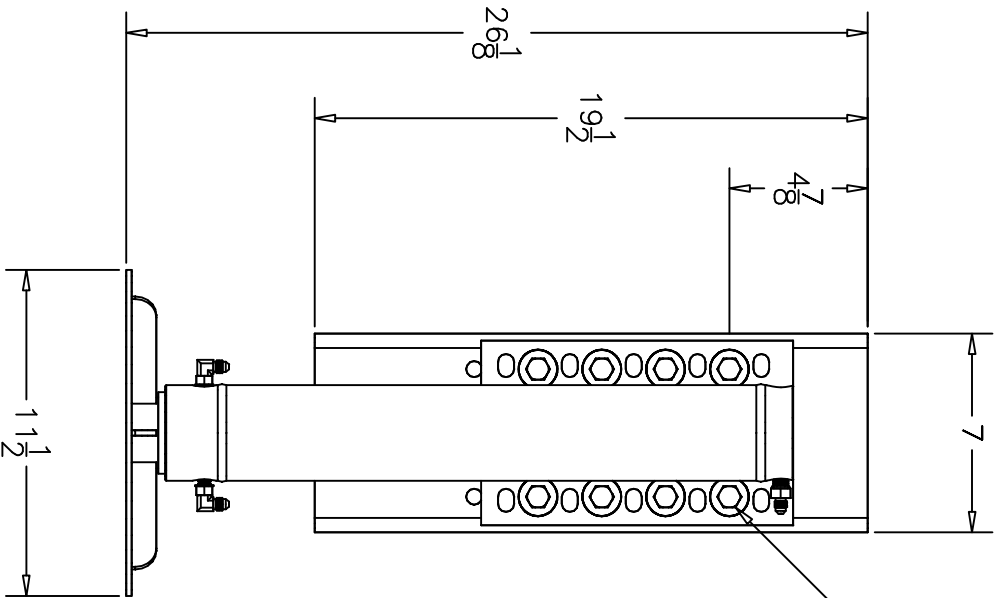
NOTICE - This drawing, including principles of design, is the property of Days Corporation, Elkhart, Indiana, with the agreement that it is not to be reproduced, copied, or loaned in any manner that may constitute a detriment directly or indirectly to Days Corporation. Acceptance of this will be construed as an agreement of the above.

BR: *Equalizer* 55169 COUNTRY ROAD 3  
ELKHART, IN 46515

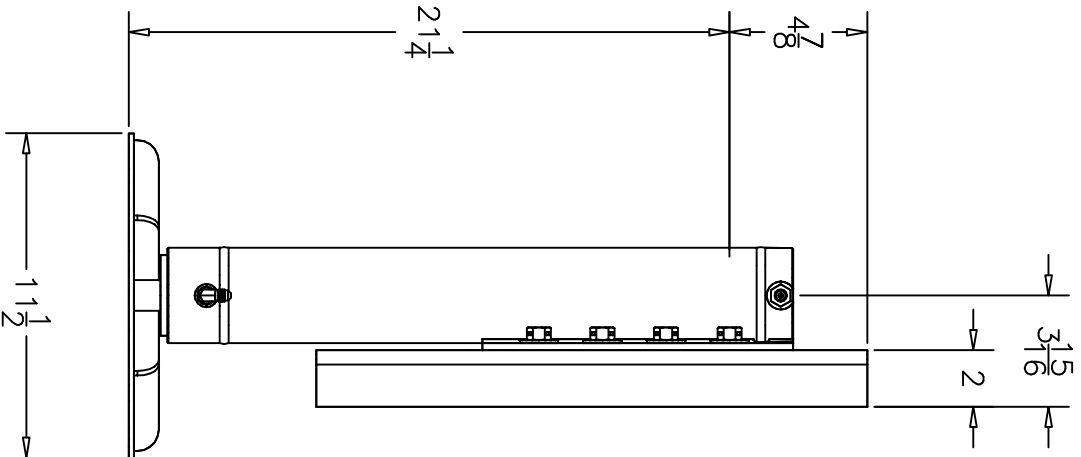
USED ON: NEWMAR DIESEL

NOTICE - This drawing, including principles of design, is the property of Days Corporation, Elkhart, Indiana, with the agreement that it may not be reproduced, copied, or loaned in any manner that may constitute a detriment directly or indirectly to Days Corporation. Acceptance of this will be construed as an agreement of the above.

DATE: 2/2/83  
PAGE: 3  
DWG. NO.: P7965  
REV: -



Top bolt is in top hole of bracket and second slot in jack



Equalizer

55169 COUNTY ROAD 3  
ELKHART, IN 46515

#

REVISIONS

BY:

DATE:

UNLESS OTHERWISE SPECIFIED:  
TOLERANCES:  
XXX ± 0.010  
XX ± 0.010

TITLE

SL 18 S LEG ASSEMBLY

USED ON:

NEWMAR DIESEL

NOTICE - This drawing, including principles of design, is the property of Doye Corporation, Elkhart, Indiana, with the agreement that it is not to be reproduced, copied, or loaned in any manner that may constitute a detriment directly or indirectly to Doye Corporation. Acceptance of this will be construed as an agreement of the above.

INPUT. IGNITION  
REMOVE FROM BUS AND  
SHARP EDGES .015 MAX

SIZE SCALE MATERIAL

DRW BY: DATE:

1:1

NOTED

PAGE NAME: COLOR

51818 S NEWMAR DIESEL

SPICE REV:

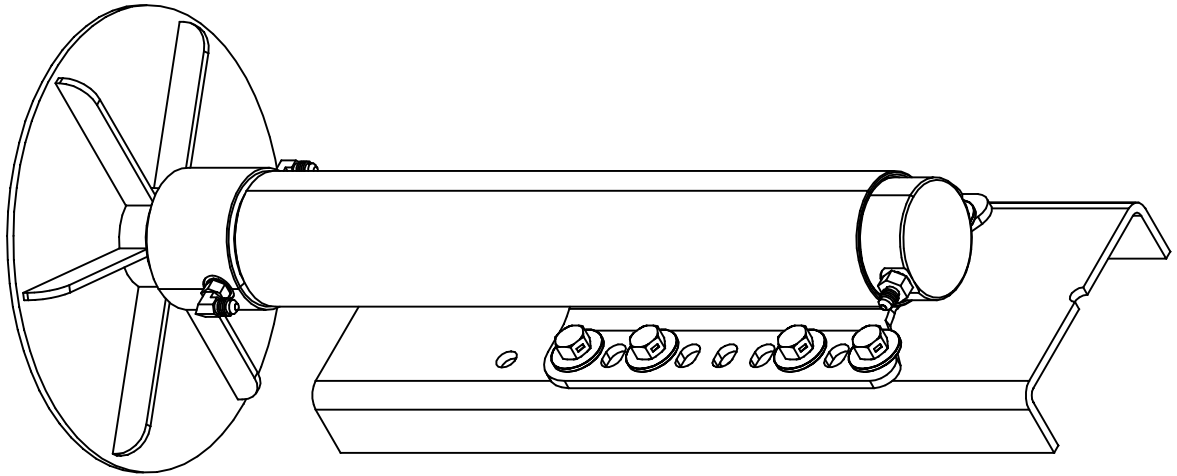
3 OF 3

7965A PARTS LIST (ONE JACK)

PART#	DESCRIPTION	QUAN
1201	WASHER-1/2 SAE FLAT ZINC	8
1383	SCREW-3/4-10 X 1 1/4 FHSCS Z	1
1601	CYLINDER-3 X 18 MH DP FIXED	1
1603	FOOT-DP 12 X 12	1
1799	CUSHION-DAMPENING RING-MEDIUM	1
1911DD	BOLT-1/2-13 X 1 1/2 HCS ZINC GR 5	8
3116	NUT-1/2-13 FLANGE-SERR	8
3150A	PLATE-SL LEG BOLT 2 X 21	1

7836 PARTS LIST (FOUR JACKS)

1124	FITTING-#4 JIC X #4 OR MALE 90	6
1403	FITTING-RESTRICTOR #6 X #4	4



Warranty authorization must come directly from Equalizer Systems. (800) 846-9659.

Equalizer

55169 COUNTRY ROAD 3  
ELKHART, IN 46515

#

REVISIONS

BY:

DATE:

UNLESS OTHERWISE SPECIFIED:  
TOLERANCES:  
.XXX ± 0.010  
.XX ± 0.010  
.X ± 0.030  
ANG. ± 1/2°  
REMOVE ALL BURRS AND SHARP EDGES .015 MAX

TITLE  
SL 18 S LEG ASSEMBLY

USED ON:  
NEWMAR DIESEL

SIZE SCALE MATERIAL  
A 1:1 AS

NOTED

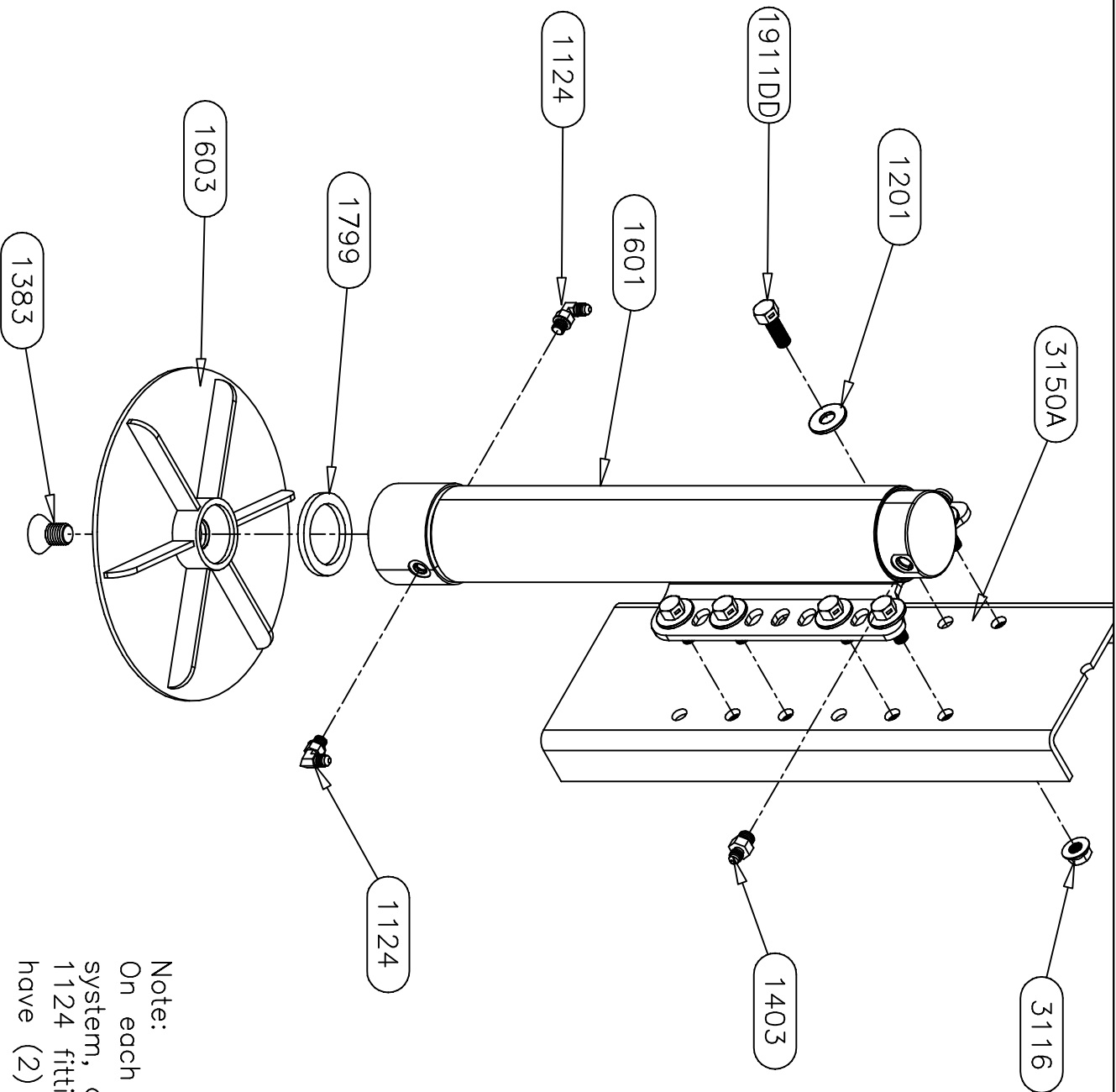
DRW BY: DATE:  
SU 2/11/19

PART NAME:  
SL 18 S-NEWMAR DIESEL

NOTICE - This drawing, including principles of design, is the property of Doye Corporation, Elkhart, Indiana, with the agreement that it is not to be reproduced, copied, or loaned in any manner that may constitute a detriment directly or indirectly to Doye Corporation. Acceptance of this will be construed as an agreement of the above.

PAGE:  
1 OF 3

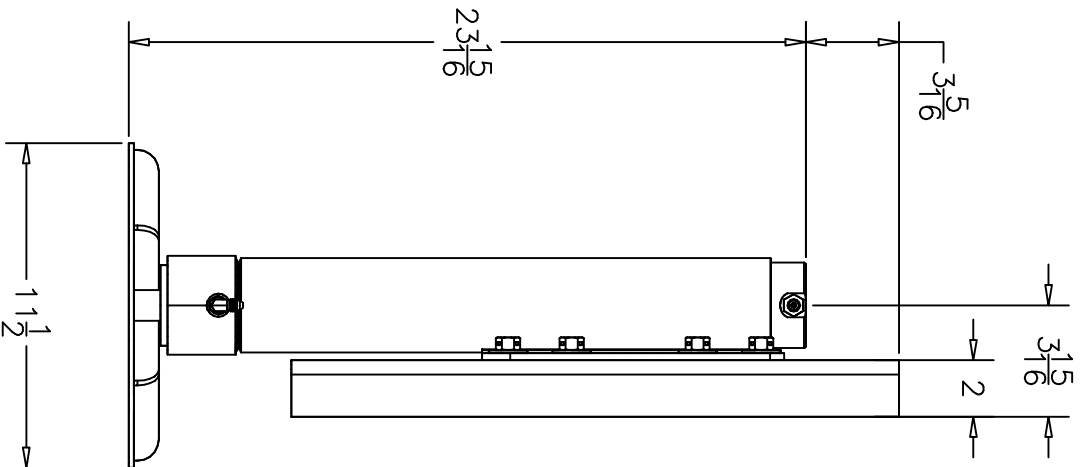
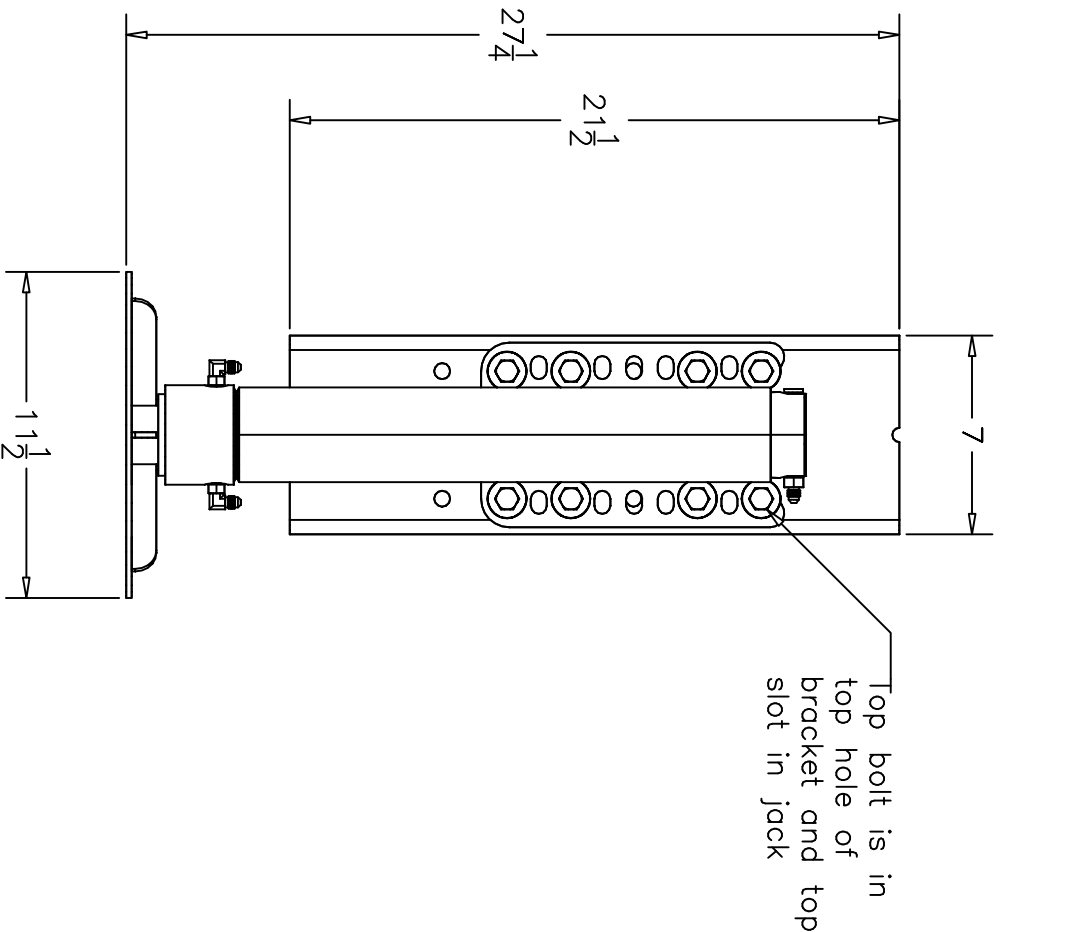
REV:  
DWG NO.:  
P7965A-7836



Note:  
On each pair of jacks in this system, one jack will have (1) 1124 fitting and the other will have (2) 1124 fittings.

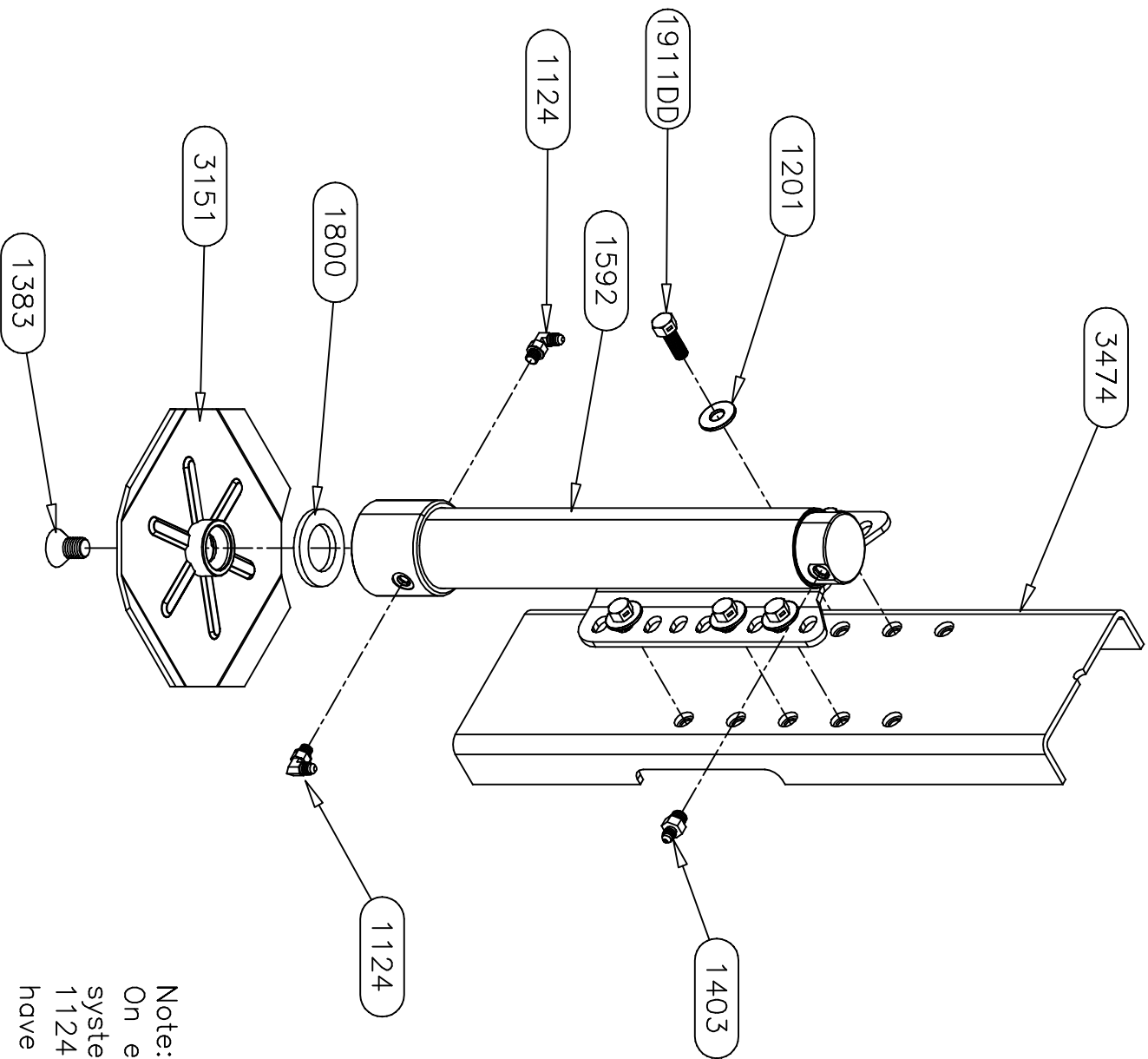
<b>Equalizer</b>		55169 COUNTRY ROAD 3 ELKHART, IN 46515		#	REVISIONS	BY:	DATE:	UNLESS OTHERWISE SPECIFIED:		TITLE		USED ON:	
NOTICE - This drawing, including principles of design, is the property of Doye Corporation, Elkhart, Indiana, with the agreement that it is not to be reproduced, copied, or loaned in any manner that may constitute a detriment directly or indirectly to Doye Corporation. Acceptance of this will be construed as an agreement of the above.								TOLERANCES:		SL 18 S LEG ASSEMBLY		NEWMAR DIESEL	
								.XXX ± 0.010		SIZE SCALE MATERIAL		NOTED	
								.XX ± 0.010		A 1: 1			
								.X ± 0.030		DRW BY: SU			
								ANG. ± 1/2"		DATE: 2/11/19			
		REMOVE ALL BURRS AND SHARP EDGES .015 MAX						AP'D BY: —		PART NAME: SL 18 S-NEWMAR DIESEL		PAGE: 2 OF 3	
												DWG NO.: P7965A-7836	
												REV: —	





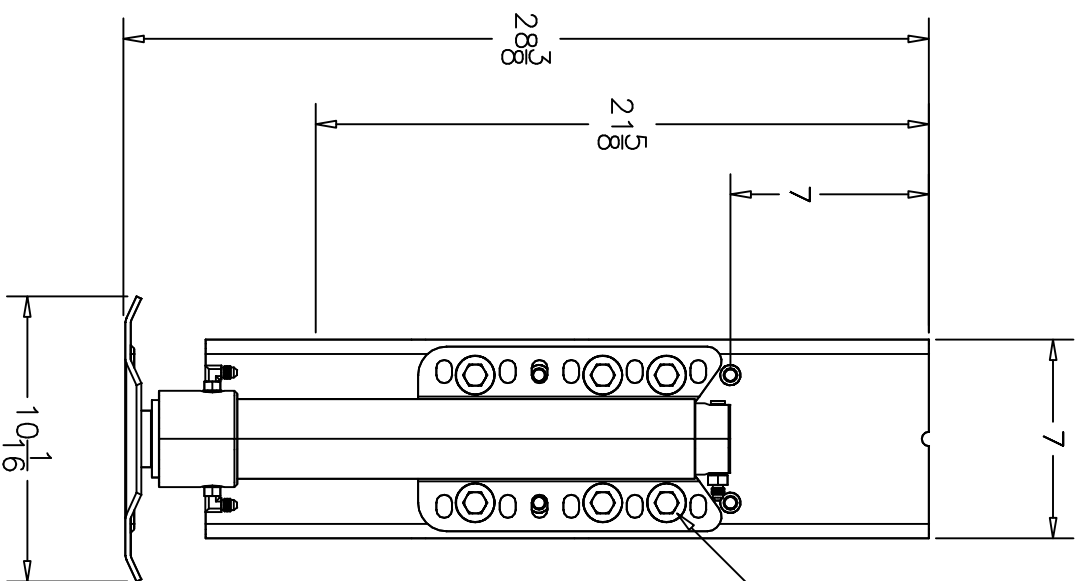
<i>Equalizer</i>		55169 COUNTRY ROAD 3 ELKHART, IN 46515		#		REVISIONS		BY:		DATE:		UNLESS OTHERWISE SPECIFIED: TOLERANCES: .XXX ± 0.010 .XX ± 0.010 .X ± 0.030 ANG. ± 1/2° REMOVE ALL BURRS AND SHARP EDGES .015 MAX		TITLE SL 18 S LEG ASSEMBLY		USED ON: NEWMAR DIESEL	
NOTICE - This drawing, including principles of design, is the property of Doye Corporation, Elkhart, Indiana, with the agreement that it is not to be reproduced, copied, or loaned in any manner that may constitute a detriment directly or indirectly to Doye Corporation. Acceptance of this will be construed as an agreement of the above.												SIZE SCALE MATERIAL A 1:1 AS		NOTED		PART NAME: SL 18 S-NEWMAR DIESEL	
												DRW BY: 2/11/19		PAGE: 3 OF 3		DWG NO.: P7965A-7836	
																REV: -	



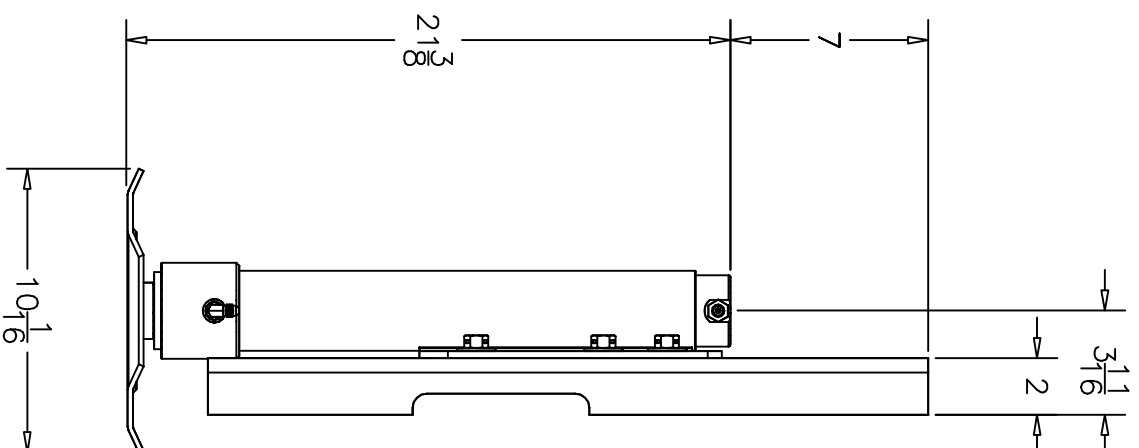


Note:  
On each pair of jacks in this system, one jack will have (1) 1124 fitting and the other will have (2) 1124 fittings.

<b>Equalizer</b>		55169 COUNTRY ROAD 3 ELKHART, IN 46515		#		REVISIONS		BY:		DATE:		UNLESS OTHERWISE SPECIFIED:		TITLE		USED ON:	
NOTICE - This drawing, including principles of design, is the property of Doye Corporation, Elkhart, Indiana, with the agreement that it is not to be reproduced, copied, or loaned in any manner that may constitute a detriment directly or indirectly to Doye Corporation. Acceptance of this will be construed as an agreement of the above.												TOLERANCES:		MH 16 SL LEG ASSEMBLY		NEWMAR SPARTAN DIESEL	
												.XXX ± 0.010		SIZE SCALE MATERIAL		NOTED	
												.XX ± 0.010		A 1:1 A S			
												.X ± 0.030		DRW BY: DATE:		PART NAME:	
												ANG. ± 1/2"		SU 2/16/18		MH 16 SL LEG ASSEMBLY	
												REMOVE ALL BURRS AND SHARP EDGES .015 MAX		AP'D BY DATE:		PAGE: 2 OF 3	
																DWG NO.: P70119/7836	
																REV: -	

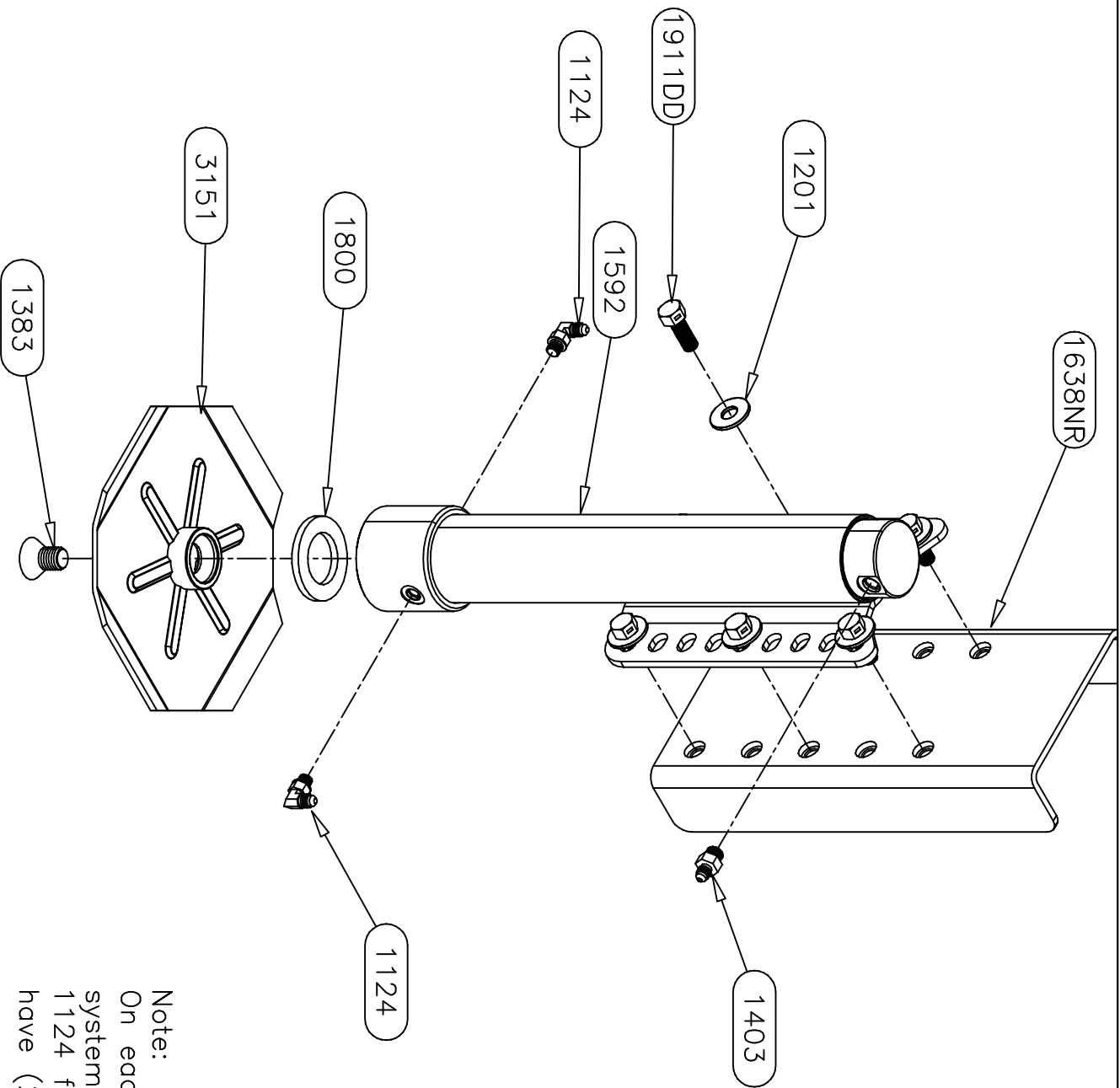


Top bolt is in second hole of bracket and second slot in jack



<i>Equalizer</i>		55169 COUNTY ROAD 3 ELKHART, IN 46515	
#		REVISIONS	
		BY:	DATE:
		UNLESS OTHERWISE SPECIFIED:	
		TOLERANCES:	
		XXX ± 0.010	
		XX ± 0.010	
		X ± 0.030	
		ANG. ± 1/2°	
		REMOVE ALL BURRS AND SHARP EDGES .015 MAX	
TITLE		USED ON:	
MH 16 SL LEG ASSEMBLY	NEWMAR SPARTAN DIESEL		
SIZE SCALE	MATERIAL	NOTED	
A 1:1	AS		
DRW BY:	DATE:	PART NAME:	
SU	2/16/18	MH 16 SL LEG ASSEMBLY	
APPD BY:	DATE:	DWG NO.:	
—	—	3 OF 3 P70119/7836	
		REVIEW	
		—	

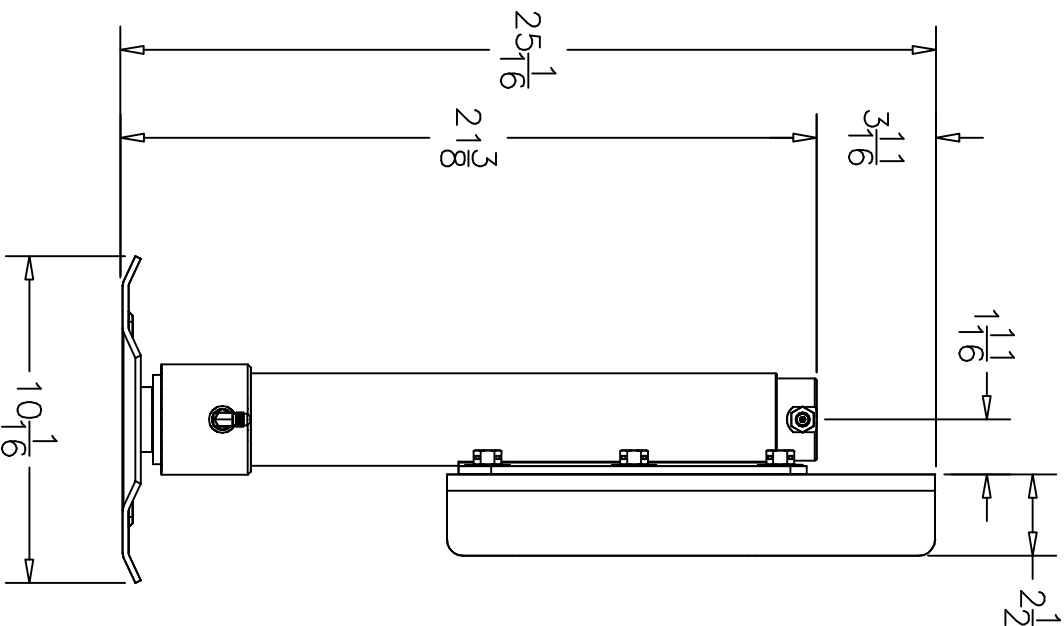
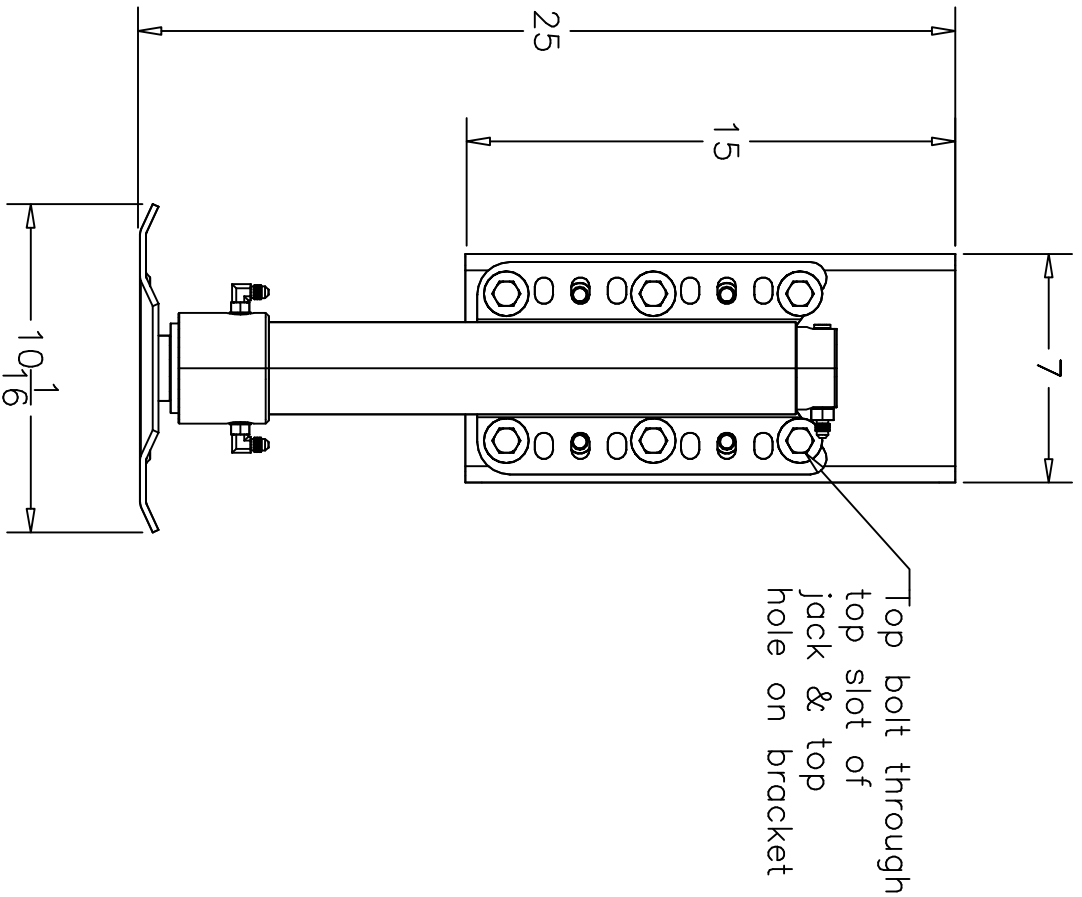




Note:  
On each pair of jacks in this system, one jack will have (1) 1124 fitting and the other will have (2) 1124 fittings.

<b>Equalizer</b>		55169 COUNTRY ROAD 3 ELKHART, IN 46515		#		REVISIONS		BY:		DATE:		UNLESS OTHERWISE SPECIFIED:		TITLE		USED ON:	
				A		Changed bracket from 1638N to 1638NR		SU		8/11/20		TOLERANCES:		MH 16 SL LEG ASSEMBLY		NEW MAR	
												.XXX ± 0.010		SIZE SCALE MATERIAL		NOTED	
												.XX ± 0.030		A 1: 1 A S			
												.X ± 1/2"		DRW BY: DATE:		PART NAME:	
												ANG. ± 1/2"		SU 2/10/20		MH 16 SL LEG-3" BRACKET	
												REMOVE ALL BURRS AND SHARP EDGES .015 MAX		AP'D BY: DATE:		PAGE: 2 OF 3	
																DWG NO.: P70266/7836	
																REV: A	

NOTICE - This drawing, including principles of design, is the property of Doye Corporation, Elkhart, Indiana, with the agreement that it is not to be reproduced, copied, or loaned in any manner that may constitute a detriment directly or indirectly to Doye Corporation. Acceptance of this will be construed as an agreement of the above.



<i>Equalizer</i>		55169 COUNTRY ROAD 3 ELKHART, IN 46515		#		REVISIONS		BY:		DATE:		TITLE		USED ON:	
				A		Changed bracket from 1638N to 1638NR		SU		8/11/20		MH 16 SL LEG ASSEMBLY		NEW MAR	
												SIZE SCALE MATERIAL		NOTED	
												A 1:1 AS			
												DRW BY: SU		DATE: 2/10/20	
												AP'D BY: —		DATE: —	
												PAGE: 3 OF 3		PART NAME: MH 16 SL LEG-3" BRACKET	
												DWG NO.: P70266/7836		REV: A	

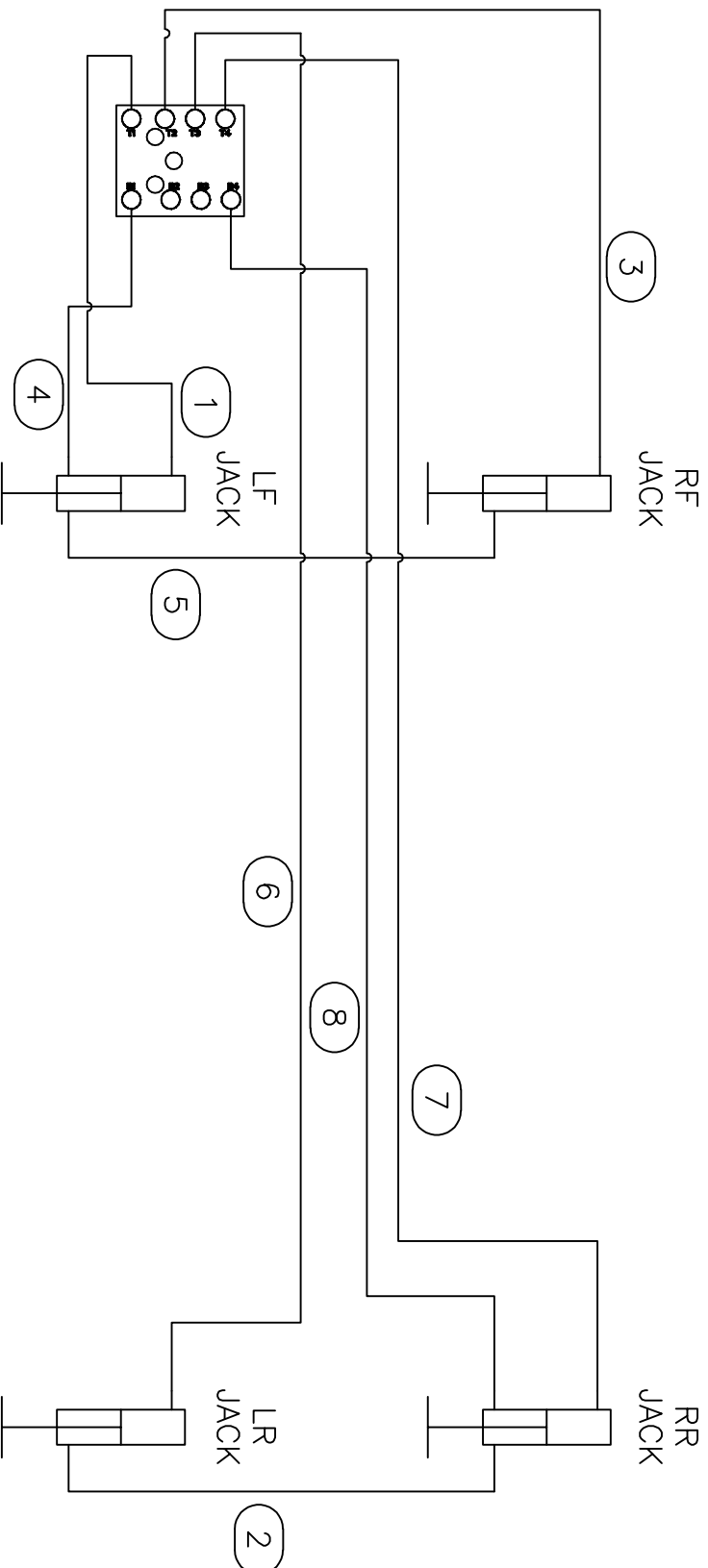
NOTICE - This drawing, including principles of design, is the property of Dye's Corporation, Elkhart, Indiana, with the agreement that it is not to be reproduced, copied, or loaned in any manner that may constitute a detriment directly or indirectly to Dye's Corporation. Acceptance of this will be construed as an agreement of the above.

## 7762 PARTS LIST

ITEM	PART #	DESCRIPTION	QUAN	COLOR CODE	LOCATION
1	2461	HOSE-6'	1	BROWN SOLID	PUMP PORT T1 TO TOP OF LF JACK
2	2463	HOSE-8'	1	ORANGE STRIPE/YELLOW STRIPE	BOTTOM OF LR JACK TO BOTTOM OF RR JACK
3	2463	HOSE-8'	1	WHITE SOLID	PUMP PORT T2 TO TOP OF RF JACK
4	2463	HOSE-8'	1	BROWN STRIPE	PUMP PORT B1 TO BOTTOM OF LF JACK
5	2465	HOSE-10'	1	BROWN STRIPE/WHITE STRIPE	BOTTOM OF LF JACK TO BOTTOM OF RF JACK
6	2484	HOSE-34'	1	ORANGE SOLID	PUMP PORT T3 TO TOP OF LR JACK
7	2482	HOSE-32'	1	YELLOW SOLID	PUMP PORT T4 TO TOP OF RR JACK
8	2484	HOSE-34'	1	YELLOW STRIPE	PUMP PORT B4 TO BOTTOM OF RR JACK

<b>Equalizer</b>		55169 COUNTRY ROAD 3 ELKHART, IN 46515	
#	REVISIONS	BY:	DATE:
A	Updated hose lengths after initial install	SJ	5/24/11
B	ORANGE SOLID HOSE CHANGED FROM 30" TO 32"	SJ	11/30/16
C	#6 WAS 32", #7 WAS 30", #8 WAS 32"	SJ	6/14/18
<p>NOTICE - This drawing, including principles of design, is the property of Days Corporation, Elkhart, Indiana, with the agreement that it is not to be reproduced, copied, or loaned in any manner that may constitute a detriment directly or indirectly to Days Corporation. Acceptance of this will be construed as an agreement of the above.</p>			
UNLESS OTHERWISE SPECIFIED:		TITLE	
TOLERANCES:		NEWMAR HOSE CHART	
XXX $\pm$ 0.010		SIZE SCALE MATERIAL	
XX $\pm$ 0.010		A 1:1 A S	
X $\pm$ 0.030		DRAW BY:	
ANG. $\pm$ 1/2°		DATE: 5/2/11	
REMOVE ALL BURNS AND SHARP EDGES .015 MAX		PART NAME: HOSE KIT-NEWMAR 8582	
		PAGE: 1 OF 2 DWG NO: P77 62 REV: C	





<b>Equalizer</b>		55169 COUNTY ROAD 3 ELKHART, IN 46515	
#	REVISIONS	BY:	DATE:
A	Updated hose lengths after initial install	SJ	5/24/11
B	ORANGE SOLID HOSE CHANGED FROM 30' TO 32'	SJ	11/30/16
C	#6 WAS 32', #7 WAS 30', #8 WAS 32'	SJ	6/14/18
NOTICE - This drawing, including principles of design, is the property of Days Corporation, Elkhart, Indiana, with the agreement that it is not to be reproduced, copied, or loaned in any manner that may constitute a detriment directly or indirectly to Days Corporation. Acceptance of this will be construed as an agreement of the above.			
UNLESS OTHERWISE SPECIFIED:		TITLE	
TOLERANCES:		NEWMAR HOSE CHART	
.XXX ± 0.010		SIZE SCALE MATERIAL	
.XX ± 0.010		A 1: 1 A S	
.X ± 0.030		DRAW BY: DATE:	
ANG. ± 1/2"		5/2/11	
REMOVE ALL BURRS AND SHARP EDGES .015 MAX		PART NAME:	
APPD BY: DATE:		HOSE KIT-NEWMAR 8582	
—		USED ON: 1BK & 20.5K CHASSIS NOTED DWG NO: 2 OF 2 P 7 6 2 REV:	

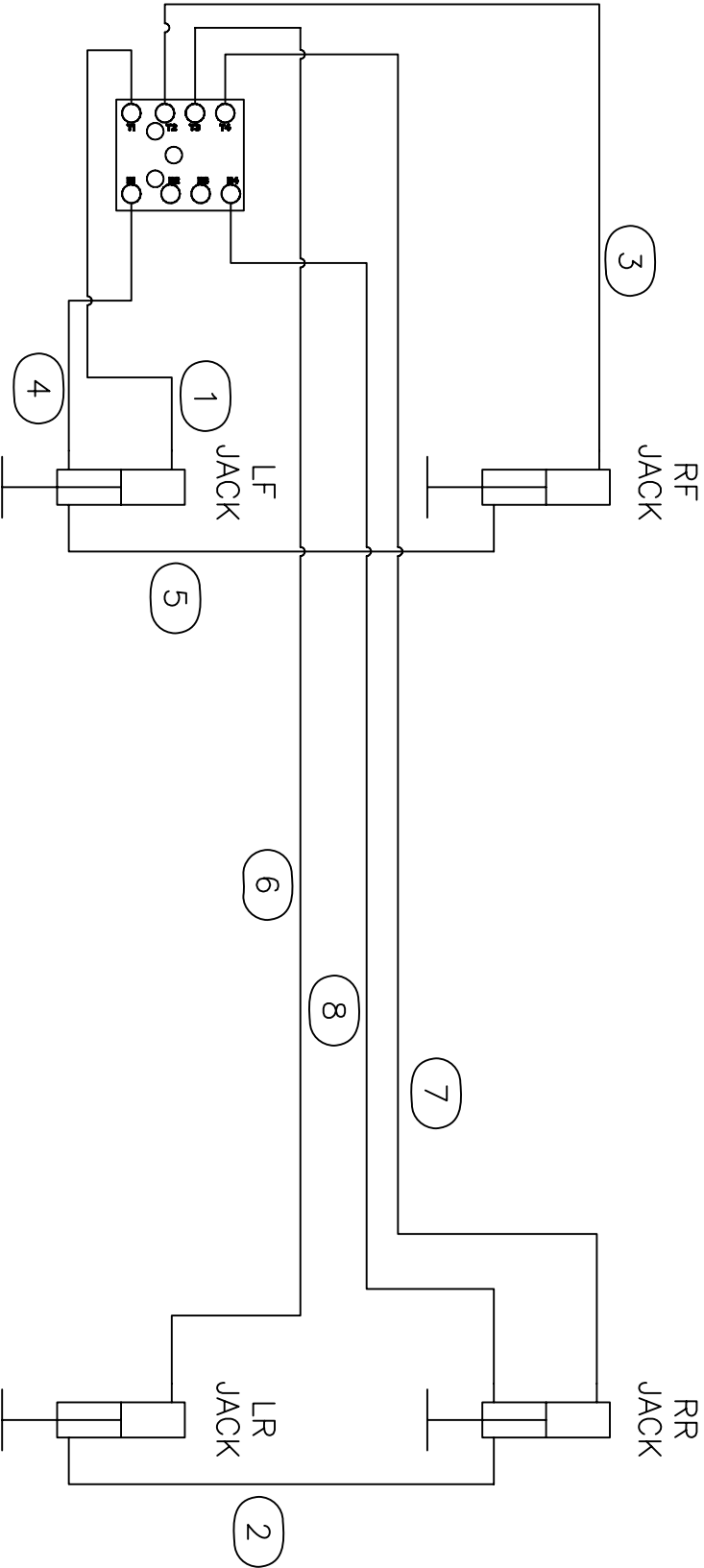
## 7762 PARTS LIST

ITEM	PART#	DESCRIPTION	QUAN	COLOR CODE	LOCATION
1	2461	HOSE-6'	1	BROWN SOLID	PUMP PORT T1 TO TOP OF LF JACK
2	2463	HOSE-8'	1	ORANGE STRIPE/YELLOW STRIPE	BOTTOM OF LR JACK TO BOTTOM OF RR JACK
3	2463	HOSE-8'	1	WHITE SOLID	PUMP PORT T2 TO TOP OF RF JACK
4	2463	HOSE-8'	1	BROWN STRIPE	PUMP PORT B1 TO BOTTOM OF LF JACK
5	2465	HOSE-10'	1	BROWN STRIPE/WHITE STRIPE	BOTTOM OF LF JACK TO BOTTOM OF RF JACK
6	2486	HOSE-36'	1	ORANGE SOLID	PUMP PORT T3 TO TOP OF LR JACK
7	2486	HOSE-36'	1	YELLOW SOLID	PUMP PORT T4 TO TOP OF RR JACK
8	2488	HOSE-38'	1	YELLOW STRIPE	PUMP PORT B4 TO BOTTOM OF RR JACK

<b>Equalizer</b>		55169 COUNTY ROAD 3 ELKHART, IN 46515	
#	REVISIONS	BY:	DATE:
UNLESS OTHERWISE SPECIFIED: TOLERANCES: .XXX ± 0.010 .XX ± 0.010 .X ± 0.030 ANG. ± 1/2° REMOVE ALL BURRS AND SHARP EDGES .015 MAX			
TITLE NEWMAR HOSE CHART		USED ON: CANYON STAR	
SIZE A	SCALE 1:1	MATERIAL AS	NOTED
DRW BY: SJ	DATE: 3/28/12	PART NAME: HOSE KIT-NEWMAR	8612
APP'D BY —	DATE: —	PAGE: 1 OF 2	DWG NO.: P7791
		REV: —	

NOTICE — This drawing, including principles of design, is the property of Doy's Corporation, Elkhart, Indiana, with the agreement that it is not to be reproduced, copied, or loaned in any manner that may constitute a detriment directly or indirectly to Doy's Corporation. Acceptance of this will be construed as an agreement of the above.

**Warranty authorization must come directly from Equalizer Systems. (800) 846-9659.**



**Warranty authorization must come directly from Equalizer Systems. (800) 846-9659.**

<b>Equalizer</b>		55169 COUNTY ROAD 3 ELKHART, IN 46515	
#	REVISIONS	BY:	DATE:
UNLESS OTHERWISE SPECIFIED: TOLERANCES: .XXX ± 0.010 .XX ± 0.010 .X ± 0.030 ANG. ± 1/2" REMOVE ALL BURRS AND SHARP EDGES .015 MAX		TITLE NEWMAR HOSE CHART	USED ON: CANYON STAR
SIZE A	SCALE 1:1	MATERIAL AS	NOTED
DRW BY: SU	DATE: 3/28/12	PART NAME: HOSE KIT-NEWMAR	8612
PAGE: 1 OF 2		DWG NO.: P7791	REV: -

NOTICE – This drawing, including principles of design, is the property of Days Corporation, Elkhart, Indiana, with the agreement that it is not to be reproduced, copied, or loaned in any manner that may constitute a detriment directly or indirectly to Days Corporation. Acceptance of this will be construed as an agreement of the above.

## 7838 PARTS LIST

ITEM	PART#	DESCRIPTION	QUAN	COLOR CODE	LOCATION
1	2465	HOSE-10'	1	BROWN STRIPE/WHITE STRIPE	BOTTOM OF LF JACK TO BOTTOM OF RF JACK
2	2465	HOSE-10'	1	ORANGE STRIPE/YELLOW STRIPE	BOTTOM OF LR JACK TO BOTTOM OF RR JACK
3	2467	HOSE-12'	1	BROWN SOLID	PUMP PORT T1 TO TOP OF LF JACK
4	2467	HOSE-12'	1	WHITE SOLID	PUMP PORT T2 TO TOP OF RF JACK
5	2469	HOSE-14'	1	WHITE STRIPE	PUMP PORT B2 TO BOTTOM OF RF JACK
6	2484	HOSE-34'	1	ORANGE SOLID	PUMP PORT T3 TO TOP OF LR JACK
7	2484	HOSE-34'	1	YELLOW SOLID	PUMP PORT T4 TO TOP OF RR JACK
8	2486	HOSE-36'	1	YELLOW STRIPE	PUMP PORT B4 TO BOTTOM OF RR JACK

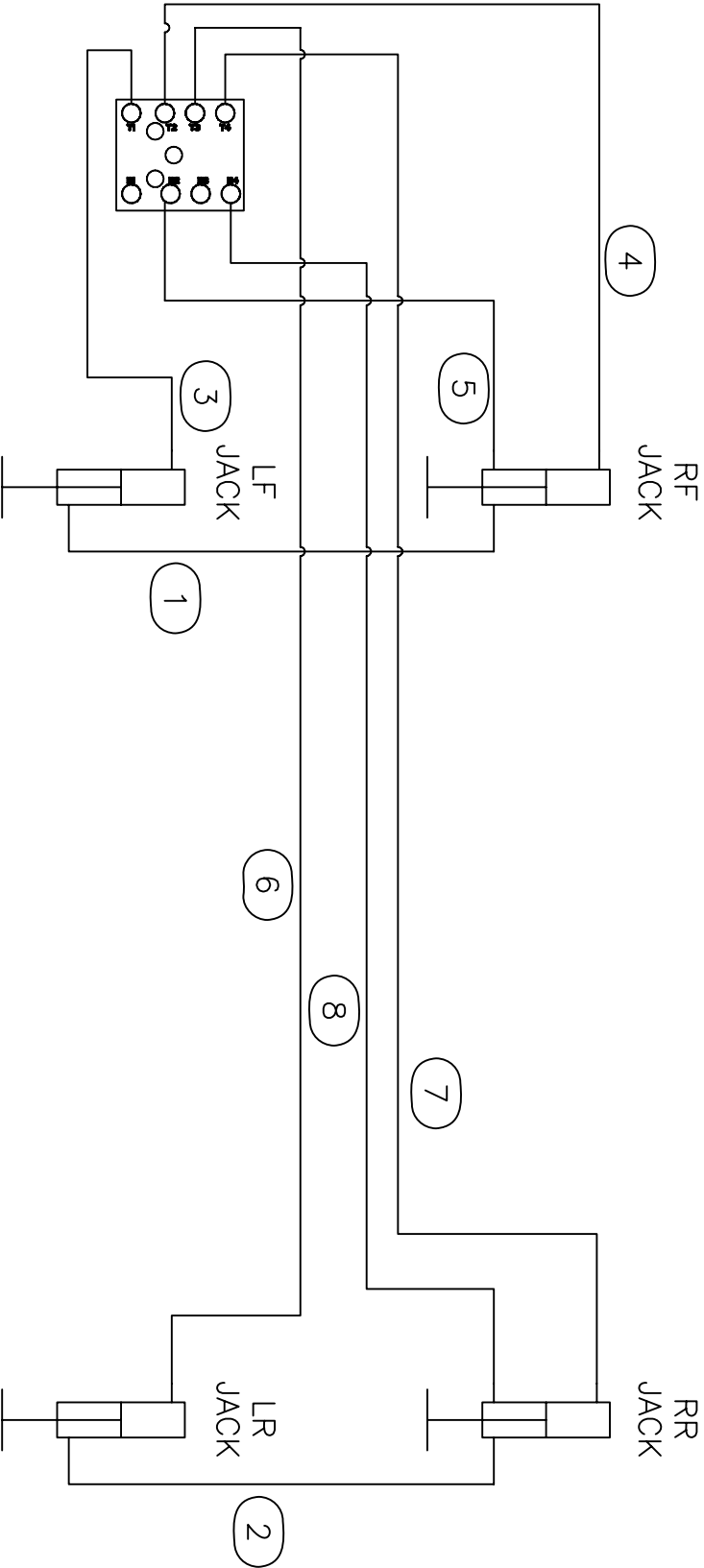
<b>Equalizer</b>		55169 COUNTY ROAD 3 ELKHART, IN 46515	
#		REVISIONS	BY: DATE:
UNLESS OTHERWISE SPECIFIED:		TITLE	
TOLERANCES:		NEWMAR HOSE CHART USED ON: VENTANA LE 252 & 228 WB	
.XXX ± 0.010		SIZE SCALE MATERIAL	
.XX ± 0.010		A 1: 1 A S	
.X ± 0.030		NOTED	
ANG. ± 1/2"		PART NAME:	
REMOVE ALL BURRS AND		HOSE KIT-NEWMAR 8643	
SHARP EDGES .015 MAX		PAGE: 1 OF 2 DWG NO.: P7838 REV: -	



## 7839 PARTS LIST

ITEM	PART#	DESCRIPTION	QUAN	COLOR CODE	LOCATION
1	2465	HOSE-10'	1	BROWN STRIPE/WHITE STRIPE	BOTTOM OF LF JACK TO BOTTOM OF RF JACK
2	2465	HOSE-10'	1	ORANGE STRIPE/YELLOW STRIPE	BOTTOM OF LR JACK TO BOTTOM OF RR JACK
3	2467	HOSE-12'	1	BROWN SOLID	PUMP PORT T1 TO TOP OF LF JACK
4	2467	HOSE-12'	1	WHITE SOLID	PUMP PORT T2 TO TOP OF RF JACK
5	2469	HOSE-14'	1	WHITE STRIPE	PUMP PORT B2 TO BOTTOM OF RF JACK
6	2527	HOSE-30'	1	ORANGE SOLID	PUMP PORT T3 TO TOP OF LR JACK
7	2527	HOSE-30'	1	YELLOW SOLID	PUMP PORT T4 TO TOP OF RR JACK
8	2482	HOSE-32'	1	YELLOW STRIPE	PUMP PORT B4 TO BOTTOM OF RR JACK

<b>Equalizer</b>		55169 COUNTY ROAD 3 ELKHART, IN 46515	
#		REVISIONS	
BY:		DATE:	
UNLESS OTHERWISE SPECIFIED:		TITLE	
TOLERANCES: .XXX ± 0.010 .XX ± 0.010 .X ± 0.030 ANG. ± 1/2° REMOVE ALL BURRS AND SHARP EDGES .015 MAX		NEWMAR HOSE CHART USED ON: VENTANA LE 206 WB	
SIZE SCALE MATERIAL A 1:1 A S		NOTED	
DRW BY: DATE: SJ 2/5/13		PART NAME: HOSE KIT-NEWMAR 8642	
APP'D BY DATE: - -		PAGE: 1 OF 2 DWG NO.: P7839 REV: -	



**Warranty authorization must come directly from Equalizer Systems. (800) 846-9659.**

<b>Equalizer</b>	55169 COUNTY ROAD 3 ELKHART, IN 46515	#	REVISIONS		BY:	DATE:	TITLE NEWMAR HOSE CHART		USED ON: VENTANA LE 206 WB			
<div>NOTICE – This drawing, including principles of design, is the property of Dye's Corporation, Elkhart, Indiana, with the agreement that it is not to be reproduced, copied, or loaned in any manner that may constitute a detriment directly or indirectly to Dye's Corporation. Acceptance of this will be construed as an agreement of the above.</div>							UNLESS OTHERWISE SPECIFIED: TOLERANCES: .XXX ± 0.010 .XX ± 0.010 .X ± 0.030 ANG. ± 1/2" REMOVE ALL BURRS AND SHARP EDGES .015 MAX		SIZE A 1:1	MATERIAL AS	NOTED	
							DRW BY: SU	DATE: 2/5/13	PART NAME: HOSE KIT-NEWMAR 8642			
							AP'D BY	DATE:	PAGE: 1 OF 2	DWG NO.: P7839	REV:	

7964 PARTS LIST

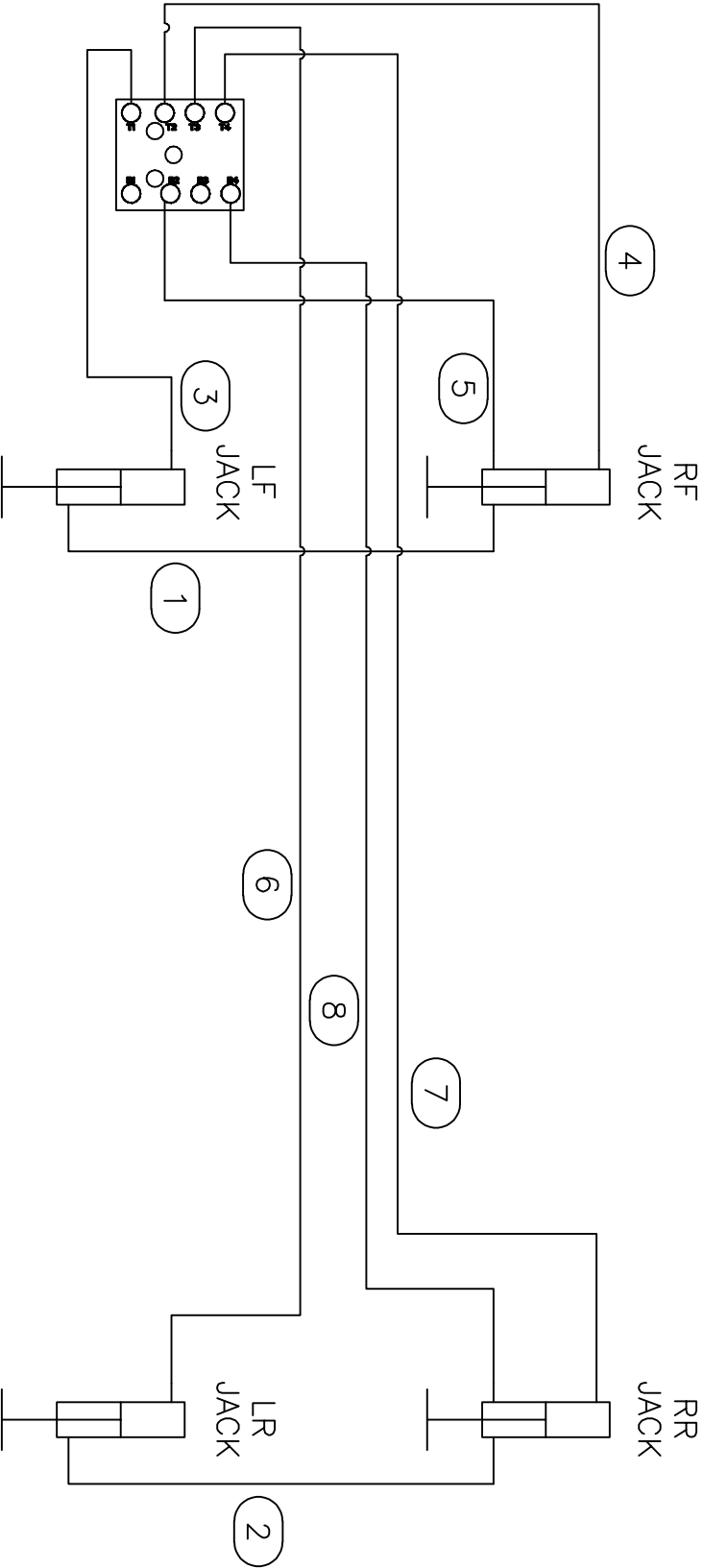
ITEM	PART #	DESCRIPTION	QUAN	COLOR CODE	LOCATION
1	2465	HOSE-10'	1	BROWN STRIPE/WHITE STRIPE	BOTTOM OF LF JACK TO BOTTOM OF RF JACK
2	2465	HOSE-10'	1	ORANGE STRIPE/YELLOW STRIPE	BOTTOM OF LR JACK TO BOTTOM OF RR JACK
3	2467	HOSE-12'	1	BROWN SOLID	PUMP PORT T1 TO TOP OF LF JACK
4	2467	HOSE-12'	1	WHITE SOLID	PUMP PORT T2 TO TOP OF RF JACK
5	2469	HOSE-14'	1	WHITE STRIPE	PUMP PORT B2 TO BOTTOM OF RF JACK
6	2488	HOSE-38'	1	ORANGE SOLID	PUMP PORT T3 TO TOP OF LR JACK
7	2488	HOSE-38'	1	YELLOW SOLID	PUMP PORT T4 TO TOP OF RR JACK
8	2488	HOSE-38'	1	YELLOW STRIPE	PUMP PORT B4 TO BOTTOM OF RR JACK

<b>Equalizer</b>		55169 COUNTRY ROAD 3 ELKHART, IN 46515		#		REVISIONS		BY:		DATE:		UNLESS OTHERWISE SPECIFIED: TOLERANCES: .XXX ± 0.010 .XX ± 0.010 .X ± 0.030 ANG. ± 1/2" REMOVE ALL BURRS AND SHARP EDGES .015 MAX		TITLE NEWMAR HOSE CHART		USED ON: VENTANA LE 276 WB	
				A		Orange Solid & Yellow Solid changed from 36' to 38'		SU		4/29/19				SIZE SCALE MATERIAL A 1:1 A S		NOTED	
														DRW BY: DATE: 1/20/16		PART NAME: HOSE KIT-NEWMAR 8749	
														AP'D BY DATE:		PAGE: 1 OF 2 DWG NO.: P7964 REV: A	

NOTICE - This drawing, including principles of design, is the property of Dye's Corporation, Elkhart, Indiana, with the agreement that it is not to be reproduced, copied, or loaned in any manner that may constitute a detriment directly or indirectly to Dye's Corporation. Acceptance of this will be construed as an agreement of the above.

Warranty authorization must come directly from Equalizer Systems. (800) 846-9659.





**Warranty authorization must come directly from Equalizer Systems. (800) 846-9659.**

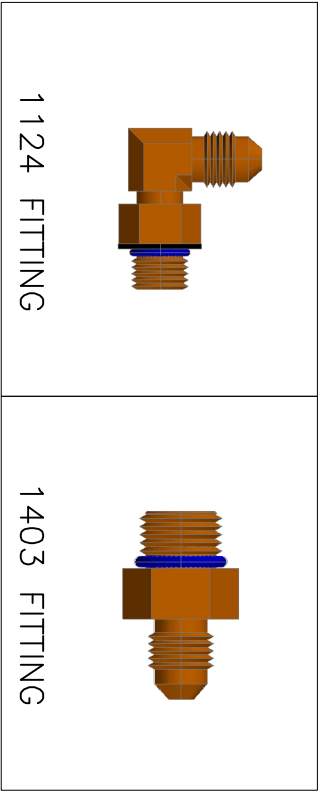
55169 COUNTRY ROAD 3 ELKHART, IN 46515		REVISIONS		BY:	DATE:	UNLESS OTHERWISE SPECIFIED:		TITLE		USED ON:	
Equalizer		#	Orange Solid & Yellow Solid changed from 36' to 38'	SJ	4/29/19	TOLERANCES:		NEWMAR HOSE CHART		VENTANA LE 276 WB	
NOTICE – This drawing, including principles of design, is the property of Doye Corporation, Elkhart, Indiana, with the agreement that it is not to be reproduced, copied, or loaned in any manner that may constitute a detriment directly or indirectly to Doye Corporation. Acceptance of this will be construed as an agreement of the above.		A				.XXX ± 0.010		SIZE SCALE MATERIAL		NOTED	
						.XX ± 0.030		A 1:1 AS			
						ANG. ± 1/2"		DRW BY: 1/20/16		PART NAME: HOSE KIT-NEWMAR 8749	
						REMOVE ALL BURRS AND SHARP EDGES .015 MAX		SU AP'D BY DATE:		PAGE: 1 OF 2 DWG NO.: P7964	
										REV: A	

70264 PARTS LIST

ITEM	PART #	DESCRIPTION	QUAN	COLOR CODE	LOCATION
1	2461	HOSE-6'	1	BROWN SOLID	PUMP PORT T1 TO TOP OF LF JACK
2	2463	HOSE-8'	1	BROWN STRIPE	PUMP PORT B1 TO BOTTOM OF LF JACK
3	2463	HOSE-8'	1	ORANGE STRIPE/YELLOW STRIPE	BOTTOM OF LR JACK TO BOTTOM OF RR JACK
4	2465	HOSE-10'	1	BROWN STRIPE/WHITE STRIPE	BOTTOM OF LF JACK TO BOTTOM OF RF JACK
5	2467	HOSE-12'	1	WHITE SOLID	PUMP PORT T2 TO TOP OF RF JACK
6	3018	HOSE-26'	1	ORANGE SOLID	PUMP PORT T3 TO TOP OF LR JACK
7	2535	HOSE-28'	1	ORANGE STRIPE	PUMP PORT B3 TO BOTTOM OF LR JACK
8	2527	HOSE-30'	1	YELLOW SOLID	PUMP PORT T4 TO TOP OF RR JACK

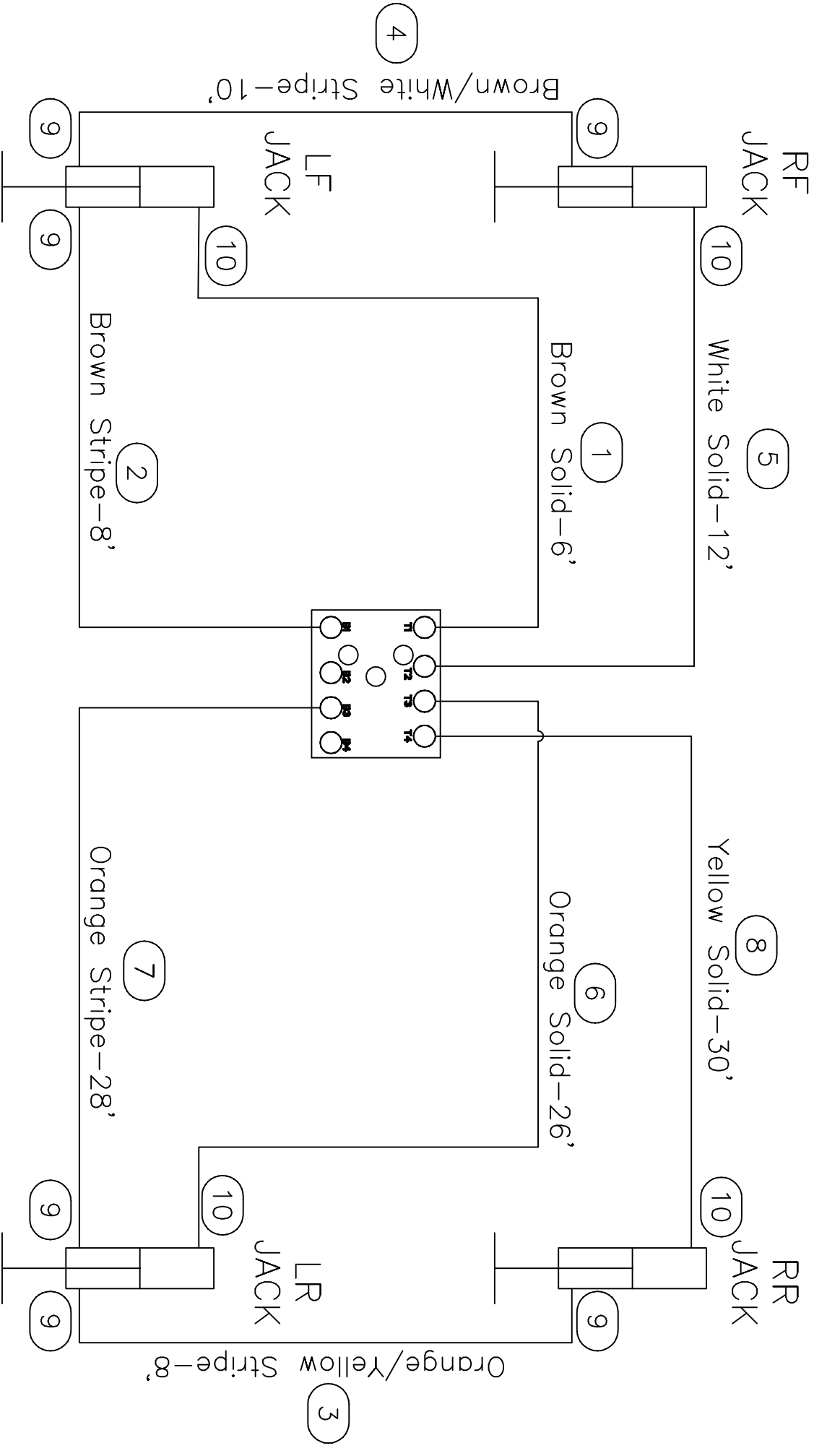
REQUIRED JACK FITTINGS

ITEM	PART #	DESCRIPTION	QUAN
9	1124	FITTING-#4 JIC X #4 OR MALE 90	6
10	1403	FITTING-RESTRICTOR #6 X #4-042 ORIFICE	4



**Warranty authorization must come directly from Equalizer Systems. (800) 846-9659.**

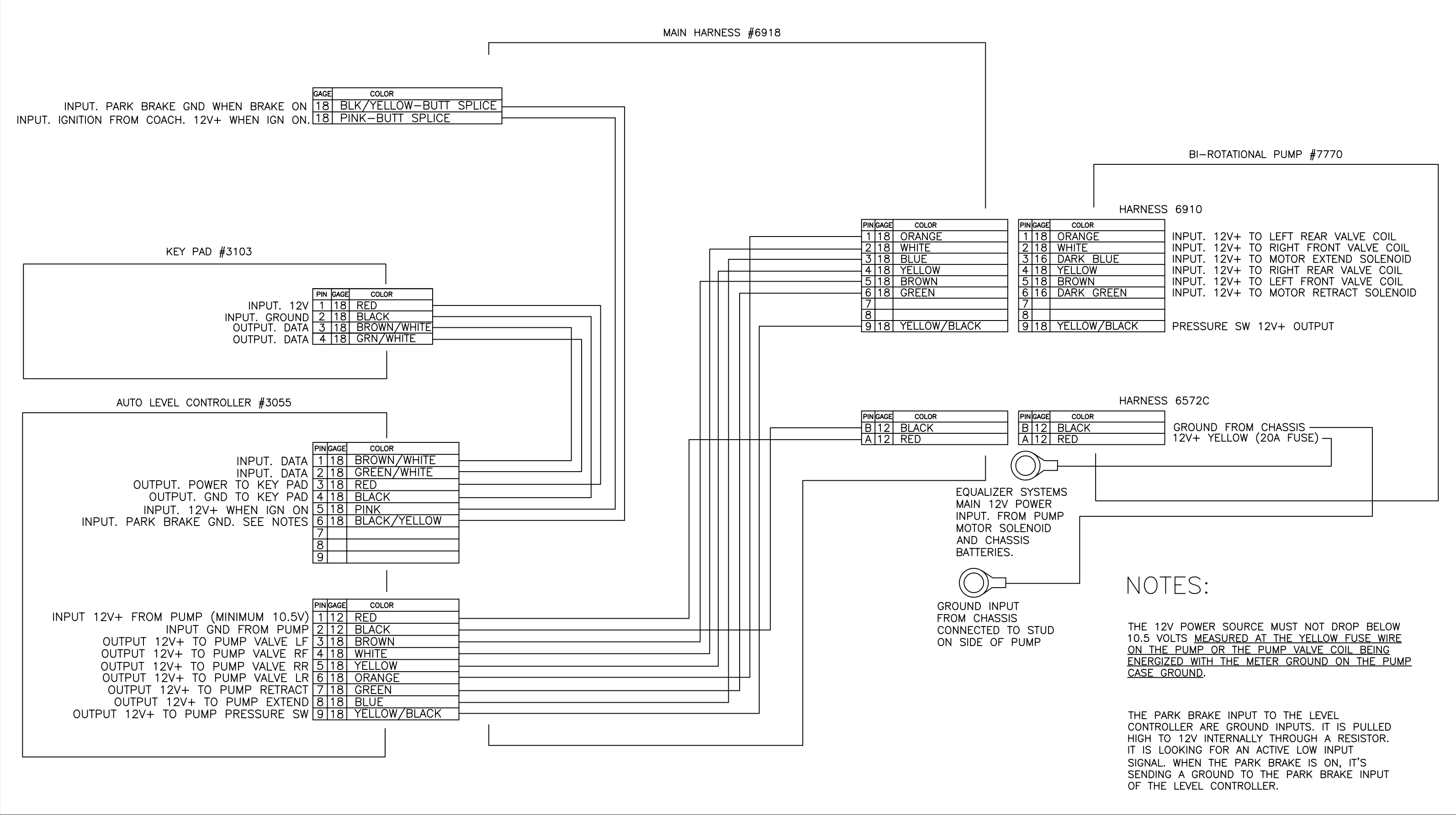
<b>Equalizer</b>		55169 COUNTRY ROAD 3 ELKHART, IN 46515		#		REVISIONS		BY:		DATE:		UNLESS OTHERWISE SPECIFIED: TOLERANCES: .XXX ± 0.010 .XX ± 0.010 .X ± 0.030 ANG. ± 1/2" REMOVE ALL BURRS AND SHARP EDGES .015 MAX		TITLE NEWMAR HOSE CHART		USED ON: CANYON STAR							
NOTICE - This drawing, including principles of design, is the property of Dye's Corporation, Elkhart, Indiana, with the agreement that it is not to be reproduced, copied, or loaned in any manner that may constitute a detriment directly or indirectly to Dye's Corporation. Acceptance of this will be construed as an agreement of the above.														SIZE SCALE A 1:1		MATERIAL AS		DRAW BY: SU		DATE: 1/27/20		PART NAME: HOSE KIT-NEWMAR 8846	
														PAGE: 1 OF 2		DWG NO.: P70264		REV: -					



55169 COUNTY ROAD 3 ELKHART, IN 46515			#		REVISIONS		BY:		DATE:		UNLESS OTHERWISE SPECIFIED:		TITLE		USED ON:	
Equalizer											TOLERANCES:		NEWMAR HOSE CHART		CANYON STAR	
											SIZE SCALE		MATERIAL		NOTED	
											.XXX ± 0.010		A 1:1		A S	
											.XX ± 0.010		DRW BY:		DATE:	
											.X ± 0.030		SU		1/27/20	
											ANG. ± 1/2"		AP'D BY		DATE:	
											REMOVE ALL BURRS AND SHARP EDGES .015 MAX		—		—	
															PART NAME:	
															HOSE KIT-NEWMAR 8846	
															PAGE:	
															2 OF 2	
															DWG NO.: P70264	
															REV:	

**Warranty authorization must come directly from Equalizer Systems. (800) 846-9659.**

NOTICE - This drawing, including principles of design, is the property of Dye's Corporation, Elkhart, Indiana, with the agreement that it is not to be reproduced, copied, or loaned in any manner that may constitute a detriment directly or indirectly to Dye's Corporation. Acceptance of this will be construed as an agreement of the above.



MAIN HARNESS #6918

BY:	DATE:	UNLESS OTHERWISE SPECIFIED:	TITLE	USED ON:
		TOLERANCES:	SL 18 S LEG ASSEMBLY	NEWMAR DIESEL
		.XXX ± 0.010	SIZE SCALE MATERIAL	
		.XX ± 0.010	A 1:1	AS
			DRW BY: DATE:	NOTED
			1818 S NEWMAR DIESEL	
			INPUT. PARK BRAKE GND WHEN IGN ON	PAGE PINWHEEL SPLICE
			REMOVE FROM BURRS AND SHARP EDGES .015 MAX	3 OF 31 P7965

BI-ROTATIONAL PUMP #7770

HARNESS 6910

PIN	PACKAGE	COLOR	
1	18	ORANGE	INPUT. 12V+ TO LEFT REAR VALVE COIL
2	18	WHITE	INPUT. 12V+ TO RIGHT FRONT VALVE COIL
3	16	DARK BLUE	INPUT. 12V+ TO MOTOR EXTEND SOLENOID
4	18	YELLOW	INPUT. 12V+ TO RIGHT REAR VALVE COIL
5	18	BROWN	INPUT. 12V+ TO LEFT FRONT VALVE COIL
6	16	DARK GREEN	INPUT. 12V+ TO MOTOR RETRACT SOLENOID
7			
8			
9	18	YELLOW/BLACK	PRESSURE SW 12V+ OUTPUT

HARNESS 6572C

PIN	PACKAGE	COLOR	
B	12	BLACK	GROUND FROM CHASSIS
A	12	RED	12V+ YELLOW (20A FUSE)

EQUALIZER SYSTEMS  
MAIN 12V POWER  
INPUT. FROM PUMP  
MOTOR SOLENOID  
AND CHASSIS  
BATTERIES.

NOTES:

THE 12V POWER SOURCE MUST NOT DROP BELOW 10.5 VOLTS MEASURED AT THE YELLOW FUSE WIRE ON THE PUMP OR THE PUMP VALVE COIL BEING ENERGIZED WITH THE METER GROUND ON THE PUMP CASE GROUND.

THE PARK BRAKE INPUT TO THE LEVEL CONTROLLER ARE GROUND INPUTS. IT IS PULLED HIGH TO 12V INTERNALLY THROUGH A RESISTOR. IT IS LOOKING FOR AN ACTIVE LOW INPUT SIGNAL. WHEN THE PARK BRAKE IS ON, IT'S SENDING A GROUND TO THE PARK BRAKE INPUT OF THE LEVEL CONTROLLER.

GROUND INPUT  
FROM CHASSIS  
CONNECTED TO STUD  
ON SIDE OF PUMP

BY:	DATE:	UNLESS OTHERWISE SPECIFIED:	TITLE	USED ON:
		TOLERANCES:	SL 18 S LEG ASSEMBLY	NEWMAR DIESEL
		.XXX ± 0.010	SIZE SCALE MATERIAL	
		.XX ± 0.010	A 1:1	AS
			DRW BY: DATE:	NOTED
			1818 S NEWMAR DIESEL	
			INPUT. PARK BRAKE GND WHEN IGN ON	PAGE PINWHEEL SPLICE
			REMOVE FROM BURRS AND SHARP EDGES .015 MAX	3 OF 31 P7965

BY:	DATE:	UNLESS OTHERWISE SPECIFIED:	TITLE	USED ON:
		TOLERANCES:	AUTO LEVEL SCHEMATIC	NEWMAR-BAY STAR & CANYON STAR
		.XXX ± 0.010	SIZE SCALE SYSTEMS	
		.XX ± 0.010	A 1:1	8582B-8582C-8612A-8612B
		.X ± 0.030	DRW BY: DATE:	PART NAME:
		ANG. ± 1/2°	SJ 2/6/13	AUTO LEVEL WIRING SCHEMATIC
		REMOVE ALL BURRS AND SHARP EDGES .015 MAX	APP'D BY DATE:	PAGE: 1 OF 1
				DWG NO.: P8582B
				REV: —

On each pair of jacks in this system, one jack will have (1) 1124 fitting and the other will have (2) 1124 fittings.

INPUT	PIN	PACKAGE	COLOR
INPUT 12V+ FROM PUMP	1	12	RED
INPUT GND FROM PUMP	2	12	BLACK
OUTPUT 12V+ TO PUMP VALVE LF	3	18	BROWN
OUTPUT 12V+ TO PUMP VALVE RF	4	18	WHITE
OUTPUT 12V+ TO PUMP VALVE RR	5	18	YELLOW
OUTPUT 12V+ TO PUMP VALVE LR	6	18	ORANGE
OUTPUT 12V+ TO PUMP RETRACT	7	18	GREEN
OUTPUT 12V+ TO PUMP EXTEND	8	18	BLUE
OUTPUT 12V+ TO PUMP PRESSURE SW	9	18	YELLOW/BLACK

INPUT	PIN	PACKAGE	COLOR
INPUT. DATA	1	18	BROWN/WHITE
INPUT. DATA	2	18	GREEN/WHITE
OUTPUT. POWER TO KEY PAD	3	18	RED
OUTPUT. GND TO KEY PAD	4	18	BLACK
INPUT. 12V+ WHEN IGN ON	5	18	PINK
INPUT. PARK BRAKE GND. SEE NOTES	6	18	BLACK/YELLOW
	7		
	8		
	9		

PIN	PACKAGE	COLOR
INPUT. 12V	1	18
INPUT. GROUND	2	18
OUTPUT. DATA	3	18
OUTPUT. DATA	4	18

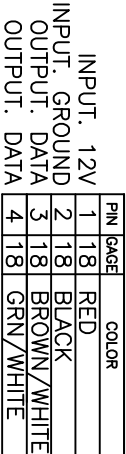
1 403  
AUTO LEVEL CONTROLLER #3149

KEY PAD #3103  
3 116



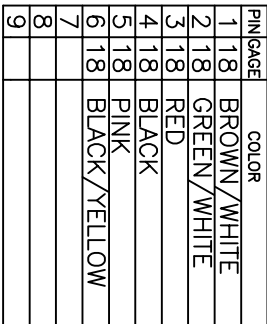
INPUT. PARK BRAKE GND WHEN BRAKE ON  
INPUT. IGNITION FROM COACH. 12V+ WHEN IGN ON.

KEY PAD #3103

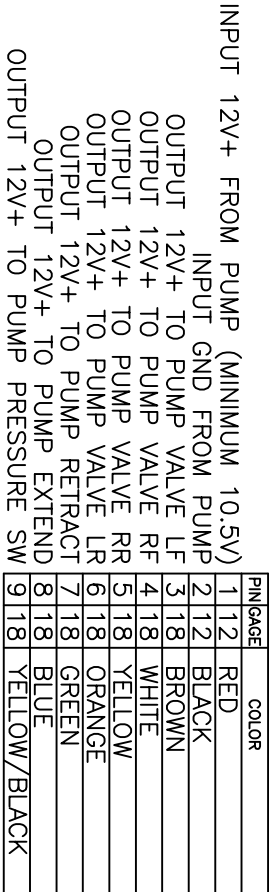


INPUT. 12V  
INPUT. GROUND  
OUTPUT. DATA  
OUTPUT. DATA

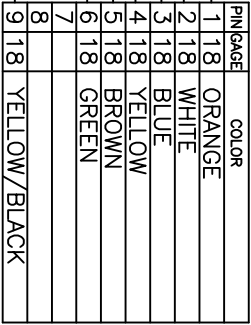
AUTO LEVEL CONTROLLER #3149A



INPUT. DATA  
INPUT. DATA  
OUTPUT. POWER TO KEY PAD  
OUTPUT. GND TO KEY PAD  
INPUT. 12V+ WHEN IGN ON  
INPUT. PARK BRAKE GND. SEE NOTES



INPUT 12V+ FROM PUMP (MINIMUM 10.5V)  
INPUT GND FROM PUMP  
OUTPUT 12V+ TO PUMP VALVE LF  
OUTPUT 12V+ TO PUMP VALVE RF  
OUTPUT 12V+ TO PUMP VALVE RR  
OUTPUT 12V+ TO PUMP VALVE LR  
OUTPUT 12V+ TO PUMP RETRACT  
OUTPUT 12V+ TO PUMP EXTEND  
OUTPUT 12V+ TO PUMP PRESSURE SW



INPUT. 12V+ TO LEFT REAR VALVE COIL  
INPUT. 12V+ TO RIGHT FRONT VALVE COIL  
INPUT. 12V+ TO MOTOR EXTEND SOLENOID  
INPUT. 12V+ TO RIGHT REAR VALVE COIL  
INPUT. 12V+ TO LEFT FRONT VALVE COIL  
INPUT. 12V+ TO MOTOR RETRACT SOLENOID

PRESSURE SW 12V+ OUTPUT



GROUND FROM CHASSIS  
12V+ YELLOW (20A FUSE)

HARNESS 6572C

HARNESS 6910

BI-ROTATIONAL PUMP #7770

GROUND INPUT  
FROM CHASSIS  
CONNECTED TO STUD  
ON SIDE OF PUMP

EQUALIZER SYSTEMS  
MAIN 12V POWER  
INPUT. FROM PUMP  
MOTOR SOLENOID  
AND CHASSIS  
BATTERIES.

NOTES:

THE 12V POWER SOURCE MUST NOT DROP BELOW 10.5 VOLTS MEASURED AT THE YELLOW FUSE WIRE ON THE PUMP OR THE PUMP VALVE COIL BEING ENERGIZED WITH THE METER GROUND ON THE PUMP CASE GROUND.

THE PARK BRAKE INPUT TO THE LEVEL CONTROLLER ARE GROUND INPUTS. IT IS PULLED HIGH TO 12V INTERNALLY THROUGH A RESISTOR. IT IS LOOKING FOR AN ACTIVE LOW INPUT SIGNAL. WHEN THE PARK BRAKE IS ON, IT'S SENDING A GROUND TO THE PARK BRAKE INPUT OF THE LEVEL CONTROLLER.

REVISIONS

BY:

DATE:

UNLESS OTHERWISE SPECIFIED:  
TOLERANCES:  
.XXX ± 0.010  
.XX ± 0.010  
.X ± 0.030  
ANG. ± 1/2°

REMOVE ALL BURRS AND SHARP EDGES .015 MAX

TITLE  
AUTO LEVEL SCHEMATIC

USED ON:  
NEWMAR-BAY STAR & CANYON STAR

55169 COUNTRY ROAD 3  
ELKHART, IN 46515

#

REVISIONS

BY:

DATE:

UNLESS OTHERWISE SPECIFIED:  
TOLERANCES:  
.XXX ± 0.010  
.XX ± 0.010  
.X ± 0.030  
ANG. ± 1/2°

REMOVE ALL BURRS AND SHARP EDGES .015 MAX

55169 COUNTRY ROAD 3  
ELKHART, IN 46515

#

REVISIONS

BY:

DATE:

UNLESS OTHERWISE SPECIFIED:  
TOLERANCES:  
.XXX ± 0.010  
.XX ± 0.010  
.X ± 0.030  
ANG. ± 1/2°

REMOVE ALL BURRS AND SHARP EDGES .015 MAX

55169 COUNTRY ROAD 3  
ELKHART, IN 46515

#

REVISIONS

BY:

DATE:

UNLESS OTHERWISE SPECIFIED:  
TOLERANCES:  
.XXX ± 0.010  
.XX ± 0.010  
.X ± 0.030  
ANG. ± 1/2°

REMOVE ALL BURRS AND SHARP EDGES .015 MAX

55169 COUNTRY ROAD 3  
ELKHART, IN 46515

#

REVISIONS

BY:

DATE:

UNLESS OTHERWISE SPECIFIED:  
TOLERANCES:  
.XXX ± 0.010  
.XX ± 0.010  
.X ± 0.030  
ANG. ± 1/2°

REMOVE ALL BURRS AND SHARP EDGES .015 MAX

55169 COUNTRY ROAD 3  
ELKHART, IN 46515

#

REVISIONS

BY:

DATE:

UNLESS OTHERWISE SPECIFIED:  
TOLERANCES:  
.XXX ± 0.010  
.XX ± 0.010  
.X ± 0.030  
ANG. ± 1/2°

REMOVE ALL BURRS AND SHARP EDGES .015 MAX

55169 COUNTRY ROAD 3  
ELKHART, IN 46515

#

REVISIONS

BY:

DATE:

UNLESS OTHERWISE SPECIFIED:  
TOLERANCES:  
.XXX ± 0.010  
.XX ± 0.010  
.X ± 0.030  
ANG. ± 1/2°

REMOVE ALL BURRS AND SHARP EDGES .015 MAX

55169 COUNTRY ROAD 3  
ELKHART, IN 46515

#

REVISIONS

BY:

DATE:

UNLESS OTHERWISE SPECIFIED:  
TOLERANCES:  
.XXX ± 0.010  
.XX ± 0.010  
.X ± 0.030  
ANG. ± 1/2°

REMOVE ALL BURRS AND SHARP EDGES .015 MAX

55169 COUNTRY ROAD 3  
ELKHART, IN 46515

#

REVISIONS

BY:

DATE:

UNLESS OTHERWISE SPECIFIED:  
TOLERANCES:  
.XXX ± 0.010  
.XX ± 0.010  
.X ± 0.030  
ANG. ± 1/2°

REMOVE ALL BURRS AND SHARP EDGES .015 MAX

55169 COUNTRY ROAD 3  
ELKHART, IN 46515

#

REVISIONS

BY:

DATE:

UNLESS OTHERWISE SPECIFIED:  
TOLERANCES:  
.XXX ± 0.010  
.XX ± 0.010  
.X ± 0.030  
ANG. ± 1/2°

REMOVE ALL BURRS AND SHARP EDGES .015 MAX

55169 COUNTRY ROAD 3  
ELKHART, IN 46515

#

REVISIONS

BY:

DATE:

UNLESS OTHERWISE SPECIFIED:  
TOLERANCES:  
.XXX ± 0.010  
.XX ± 0.010  
.X ± 0.030  
ANG. ± 1/2°

REMOVE ALL BURRS AND SHARP EDGES .015 MAX

55169 COUNTRY ROAD 3  
ELKHART, IN 46515

#

REVISIONS

BY:

DATE:

UNLESS OTHERWISE SPECIFIED:  
TOLERANCES:  
.XXX ± 0.010  
.XX ± 0.010  
.X ± 0.030  
ANG. ± 1/2°

REMOVE ALL BURRS AND SHARP EDGES .015 MAX

55169 COUNTRY ROAD 3  
ELKHART, IN 46515

#

REVISIONS

BY:

DATE:

UNLESS OTHERWISE SPECIFIED:  
TOLERANCES:  
.XXX ± 0.010  
.XX ± 0.010  
.X ± 0.030  
ANG. ± 1/2°

REMOVE ALL BURRS AND SHARP EDGES .015 MAX

55169 COUNTRY ROAD 3  
ELKHART, IN 46515

#

REVISIONS

BY:

DATE:

UNLESS OTHERWISE SPECIFIED:  
TOLERANCES:  
.XXX ± 0.010  
.XX ± 0.010  
.X ± 0.030  
ANG. ± 1/2°

REMOVE ALL BURRS AND SHARP EDGES .015 MAX

55169 COUNTRY ROAD 3  
ELKHART, IN 46515

#

REVISIONS

BY:

DATE:

UNLESS OTHERWISE SPECIFIED:  
TOLERANCES:  
.XXX ± 0.010  
.XX ± 0.010  
.X ± 0.030  
ANG. ± 1/2°

REMOVE ALL BURRS AND SHARP EDGES .015 MAX

55169 COUNTRY ROAD 3  
ELKHART, IN 46515

#

REVISIONS

BY:

DATE:

UNLESS OTHERWISE SPECIFIED:  
TOLERANCES:  
.XXX ± 0.010  
.XX ± 0.010  
.X ± 0.030  
ANG. ± 1/2°

REMOVE ALL BURRS AND SHARP EDGES .015 MAX

55169 COUNTRY ROAD 3  
ELKHART, IN 46515

#

REVISIONS

BY:

DATE:

UNLESS OTHERWISE SPECIFIED:  
TOLERANCES:  
.XXX ± 0.010  
.XX ± 0.010  
.X ± 0.030  
ANG. ± 1/2°

REMOVE ALL BURRS AND SHARP EDGES .015 MAX

55169 COUNTRY ROAD 3  
ELKHART, IN 46515

#

REVISIONS

BY:

DATE:

UNLESS OTHERWISE SPECIFIED:  
TOLERANCES:  
.XXX ± 0.010  
.XX ± 0.010  
.X ± 0.030  
ANG. ± 1/2°

REMOVE ALL BURRS AND SHARP EDGES .015 MAX

55169 COUNTRY ROAD 3  
ELKHART, IN 46515

#

REVISIONS

BY:

DATE:

UNLESS OTHERWISE SPECIFIED:  
TOLERANCES:  
.XXX ± 0.010  
.XX ± 0.010  
.X ± 0.030  
ANG. ± 1/2°

REMOVE ALL BURRS AND SHARP EDGES .015 MAX

55169 COUNTRY ROAD 3  
ELKHART, IN 46515

#

REVISIONS

BY:

DATE:

UNLESS OTHERWISE SPECIFIED:  
TOLERANCES:  
.XXX ± 0.010  
.XX ± 0.010  
.X ± 0.030  
ANG. ± 1/2°

REMOVE ALL BURRS AND SHARP EDGES .015 MAX

55169 COUNTRY ROAD 3  
ELKHART, IN 46515

#

REVISIONS

BY:

DATE:

UNLESS OTHERWISE SPECIFIED:  
TOLERANCES:  
.XXX ± 0.010  
.XX ± 0.010  
.X ± 0.030  
ANG. ± 1/2°

REMOVE ALL BURRS AND SHARP EDGES .015 MAX

55169 COUNTRY ROAD 3  
ELKHART, IN 46515

#

REVISIONS

BY:

DATE:

UNLESS OTHERWISE SPECIFIED:  
TOLERANCES:  
.XXX ± 0.010  
.XX ± 0.010  
.X ± 0.030  
ANG. ± 1/2°

REMOVE ALL BURRS AND SHARP EDGES .015 MAX

55169 COUNTRY ROAD 3  
ELKHART, IN 46515

#

REVISIONS

BY:

DATE:

UNLESS OTHERWISE SPECIFIED:  
TOLERANCES:  
.XXX ± 0.010  
.XX ± 0.010  
.X ± 0.030  
ANG. ± 1/2°

REMOVE ALL BURRS AND SHARP EDGES .015 MAX

55169 COUNTRY ROAD 3  
ELKHART, IN 46515

#

REVISIONS

BY:

DATE:

UNLESS OTHERWISE SPECIFIED:  
TOLERANCES:  
.XXX ± 0.010  
.XX ± 0.010  
.X ± 0.030  
ANG. ± 1/2°

REMOVE ALL BURRS AND SHARP EDGES .015 MAX

55169 COUNTRY ROAD 3  
ELKHART, IN 46515

#

REVISIONS

BY:

DATE:

UNLESS OTHERWISE SPECIFIED:  
TOLERANCES:  
.XXX ± 0.010  
.XX ± 0.010  
.X ± 0.030  
ANG. ± 1/2°

REMOVE ALL BURRS AND SHARP EDGES .015 MAX

55169 COUNTRY ROAD 3  
ELKHART, IN 46515

#

REVISIONS

BY:

DATE:

UNLESS OTHERWISE SPECIFIED:  
TOLERANCES:  
.XXX ± 0.010  
.XX ± 0.010  
.X ± 0.030  
ANG. ± 1/2°

REMOVE ALL BURRS AND SHARP EDGES .015 MAX

55169 COUNTRY ROAD 3  
ELKHART, IN 46515

#

REVISIONS

BY:

DATE:

UNLESS OTHERWISE SPECIFIED:  
TOLERANCES:  
.XXX ± 0.010  
.XX ± 0.010  
.X ± 0.030  
ANG. ± 1/2°

REMOVE ALL BURRS AND SHARP EDGES .015 MAX

55169 COUNTRY ROAD 3  
ELKHART, IN 46515

#

REVISIONS

BY:

DATE:

UNLESS OTHERWISE SPECIFIED:  
TOLERANCES:  
.XXX ± 0.010  
.XX ± 0.010  
.X ± 0.030  
ANG. ± 1/2°

REMOVE ALL BURRS AND SHARP EDGES .015 MAX

55169 COUNTRY ROAD 3  
ELKHART, IN 46515

#

REVISIONS

BY:

DATE:

UNLESS OTHERWISE SPECIFIED:  
TOLERANCES:  
.XXX ± 0.010  
.XX ± 0.010  
.X ± 0.030  
ANG. ± 1/2°

REMOVE ALL BURRS AND SHARP EDGES .015 MAX

55169 COUNTRY ROAD 3  
ELKHART, IN 46515

#

REVISIONS

BY:

DATE:

UNLESS OTHERWISE SPECIFIED:  
TOLERANCES:  
.XXX ± 0.010  
.XX ± 0.010  
.X ± 0.030  
ANG. ± 1/2°

REMOVE ALL BURRS AND SHARP EDGES .015 MAX

55169 COUNTRY ROAD 3  
ELKHART, IN 46515

#

REVISIONS

BY:

DATE:

UNLESS OTHERWISE SPECIFIED:  
TOLERANCES:  
.XXX ± 0.010  
.XX ± 0.010  
.X ± 0.030  
ANG. ± 1/2°

GRAY = 12V+ FOR TWO MINUTES TO  
DEFLATE AIR SUSPENSION INITIATED BY THE  
AUTO LEVEL COMMAND.  
PURPLE = 12V+ TO INFLATE AIR SUSPENSION  
INITIATED BY ALL RETRACT COMMAND.

PIN	AGE	COLOR
1	18	GREY
2	18	PURPLE
3	18	BLACK
4		

PIN	AGE	COLOR
1		
2	18	BLK/YELLOW
3	18	PINK

HARNESS 6791BR

INPUT. 12V+ TO LEFT REAR VALVE COIL  
INPUT. 12V+ TO RIGHT FRONT VALVE COIL  
INPUT. 12V+ TO MOTOR EXTEND SOLENOID  
INPUT. 12V+ TO RIGHT REAR VALVE COIL  
INPUT. 12V+ TO LEFT FRONT VALVE COIL  
INPUT. 12V+ TO MOTOR RETRACT SOLENOID

PRESSURE SW 12V+ OUTPUT

PIN	AGE	COLOR
1	18	ORANGE
2	18	WHITE
3	18	BLUE
4	18	YELLOW
5	18	BROWN
6	18	GREEN
7		
8		
9	18	YELLOW/BLACK

PIN	AGE	COLOR
1	18	ORANGE
2	14	WHITE
3	18	DARK BLUE
4	18	YELLOW
5	18	BROWN
6	18	DARK GREEN
7		
8		
9	18	YELLOW/BLACK

BI-ROTATIONAL PUMP #7837

KEY PAD #3103

PIN	AGE	COLOR
1	18	RED
2	18	BLACK
3	18	BROWN/WHITE
4	18	GRN/WHITE

PIN	AGE	COLOR
1	18	RED
2	18	BLACK
3	18	BROWN/WHITE
4	18	GRN/WHITE

AUTO LEVEL CONTROLLER #3149

PIN	AGE	COLOR
1	18	BROWN/WHITE
2	18	GREEN/WHITE
3	18	RED
4	18	BLACK
5	18	PINK
6	18	BLACK/YELLOW
7	18	PURPLE
8	18	GREY
9		

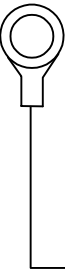
PIN	AGE	COLOR
1	18	BROWN/WHITE
2	18	GREEN/WHITE
3	18	RED
4	18	BLACK
5	18	PINK
6	18	BLACK/YELLOW
7	18	PURPLE
8	18	GREY
9		

PIN	AGE	COLOR
1	12	RED
2	12	BLACK
3	18	BROWN
4	18	WHITE
5	18	YELLOW
6	18	ORANGE
7	18	GREEN
8	18	BLUE
9	18	YELLOW/BLACK

PIN	AGE	COLOR
1	12	RED
2	12	BLACK
3	18	BROWN
4	18	WHITE
5	18	YELLOW
6	18	ORANGE
7	18	GREEN
8	18	BLUE
9	18	YELLOW/BLACK

GROUND INPUT  
FROM CHASSIS  
CONNECTED TO STUD  
ON SIDE OF PUMP

EQUALIZER SYSTEMS  
MAIN 12V POWER  
INPUT. FROM PUMP  
MOTOR SOLENOID  
AND CHASSIS  
BATTERIES.



HARNESS 6572

PIN	AGE	COLOR
B	12	BLACK
A	12	RED

PIN	AGE	COLOR
B	12	BLACK
A	12	RED

GROUND FROM CHASSIS  
12V+ YELLOW (20A FUSE)

NOTES:

THE 12V POWER SOURCE MUST NOT DROP BELOW  
10.5 VOLTS MEASURED AT THE YELLOW FUSE WIRE  
ON THE PUMP OR THE PUMP VALVE COIL BEING  
ENERGIZED WITH THE METER GROUND ON THE PUMP  
CASE GROUND.

THE PARK BRAKE INPUT TO THE LEVEL  
CONTROLLER ARE GROUND INPUTS. IT IS PULLED  
HIGH TO 12V INTERNALLY THROUGH A RESISTOR.  
IT IS LOOKING FOR AN ACTIVE LOW INPUT  
SIGNAL. WHEN THE PARK BRAKE IS ON, IT'S  
SENDING A GROUND TO THE PARK BRAKE INPUT  
OF THE LEVEL CONTROLLER.

Equalizer

55169 COUNTY ROAD 3  
ELKHART, IN 46515

REVISIONS

BY:

DATE:

UNLESS OTHERWISE  
SPECIFIED:  
TOLERANCES:

.XXX ± 0.010  
.XX ± 0.010  
.X ± 0.030  
ANG. ± 1/2°  
REMOVE ALL BURRS AND  
SHARP EDGES .015 MAX

TITLE  
AUTO LEVEL SCHEMATIC

USED ON:  
NEWMAR-VENTANA LE & VENTANA

SIZE SCALE SYSTEMS  
A 1: 1 8282-8311-8642-8643-8749  
DRW BY: SJ DATE: 2/6/13  
APP'D BY DATE:  
PART NAME:  
AUTO LEVEL WIRING SCHEMATIC

PAGE:  
1 OF 1 P8282

REV:

NOTICE – This drawing, including principles of design, is the  
property of Days Corporation, Elkhart, Indiana, with the  
agreement that it is not to be reproduced, copied, or loaned  
in any manner that may constitute a detriment directly or  
indirectly to Days Corporation. Acceptance of this will be  
construed as an agreement of the above.

GRAY = 12V+ FOR TWO MINUTES TO  
DEFLATE AIR SUSPENSION INITIATED BY THE  
AUTO LEVEL COMMAND.  
PURPLE = 12V+ TO INFLATE AIR SUSPENSION  
INITIATED BY ALL RETRACT COMMAND.

PIN	AGE	COLOR
1	18	GREY
2	18	PURPLE
3	18	BLACK
4		

INPUT. PARK BRAKE GND WHEN BRAKE ON  
INPUT. IGNITION FROM COACH. 12V+ WHEN IGN ON.

PIN	AGE	COLOR
1		
2	18	BLK/YELLOW
3	18	PINK

KEY PAD #3103

INPUT. 12V  
INPUT. GROUND  
OUTPUT. DATA  
OUTPUT. DATA

PIN	AGE	COLOR
1	18	RED
2	18	BLACK
3	18	BROWN/WHITE
4	18	GRN/WHITE

AUTO LEVEL CONTROLLER #3149A

INPUT. DATA  
INPUT. DATA  
OUTPUT. POWER TO KEY PAD  
OUTPUT. GND TO KEY PAD  
INPUT. 12V+ WHEN IGN ON  
INPUT. PARK BRAKE GND. SEE NOTES  
OUTPUT 12V+ (SUSPENSION INFLATE)  
OUTPUT 12V+ (SUSPENSION DEFLATE)

PIN	AGE	COLOR
1	18	BROWN/WHITE
2	18	GREEN/WHITE
3	18	RED
4	18	BLACK
5	18	PINK
6	18	BLACK/YELLOW
7	18	PURPLE
8	18	GREY
9		

INPUT 12V+ FROM PUMP (MINIMUM 10.5V)  
INPUT GND FROM PUMP  
OUTPUT 12V+ TO PUMP VALVE LF  
OUTPUT 12V+ TO PUMP VALVE RF  
OUTPUT 12V+ TO PUMP VALVE RR  
OUTPUT 12V+ TO PUMP VALVE LR  
OUTPUT 12V+ TO PUMP RETRACT  
OUTPUT 12V+ TO PUMP EXTEND  
OUTPUT 12V+ TO PUMP PRESSURE SW

PIN	AGE	COLOR
1	12	RED
2	12	BLACK
3	18	BROWN
4	18	WHITE
5	18	YELLOW
6	18	ORANGE
7	18	GREEN
8	18	BLUE
9	18	YELLOW/BLACK

PIN	AGE	COLOR
1	18	ORANGE
2	18	WHITE
3	18	BLUE
4	18	YELLOW
5	18	BROWN
6	18	GREEN
7		
8		
9	18	YELLOW/BLACK

PIN	AGE	COLOR
1	18	ORANGE
2	14	WHITE
3	18	DARK BLUE
4	18	YELLOW
5	18	BROWN
6	18	DARK GREEN
7		
8		
9	18	YELLOW/BLACK

HARNESS 6791BR

INPUT. 12V+ TO LEFT REAR VALVE COIL  
INPUT. 12V+ TO RIGHT FRONT VALVE COIL  
INPUT. 12V+ TO MOTOR EXTEND SOLENOID  
INPUT. 12V+ TO RIGHT REAR VALVE COIL  
INPUT. 12V+ TO LEFT FRONT VALVE COIL  
INPUT. 12V+ TO MOTOR RETRACT SOLENOID  
PRESSURE SW 12V+ OUTPUT

BI-ROTATIONAL PUMP #7837

HARNESS 6572

PIN	AGE	COLOR
B	12	BLACK
A	12	RED

PIN	AGE	COLOR
B	12	BLACK
A	12	RED

GROUND FROM CHASSIS  
12V+ YELLOW (20A FUSE)

EQUALIZER SYSTEMS  
MAIN 12V POWER  
INPUT. FROM PUMP  
MOTOR SOLENOID  
AND CHASSIS  
BATTERIES.

GROUND INPUT  
FROM CHASSIS  
CONNECTED TO STUD  
ON SIDE OF PUMP

## NOTES:

THE 12V POWER SOURCE MUST NOT DROP BELOW  
10.5 VOLTS MEASURED AT THE YELLOW FUSE WIRE  
ON THE PUMP OR THE PUMP VALVE COIL BEING  
ENERGIZED WITH THE METER GROUND ON THE PUMP  
CASE GROUND.

THE PARK BRAKE INPUT TO THE LEVEL  
CONTROLLER ARE GROUND INPUTS. IT IS PULLED  
HIGH TO 12V INTERNALLY THROUGH A RESISTOR.  
IT IS LOOKING FOR AN ACTIVE LOW INPUT  
SIGNAL. WHEN THE PARK BRAKE IS ON, IT'S  
SENDING A GROUND TO THE PARK BRAKE INPUT  
OF THE LEVEL CONTROLLER.

<i>Equalizer</i>		55169 COUNTY ROAD 3 ELKHART, IN 46515				
NOTICE – This drawing, including principles of design, is the property of Days Corporation, Elkhart, Indiana, with the agreement that it is not to be reproduced, copied, or loaned in any manner that may constitute a detriment directly or indirectly to Days Corporation. Acceptance of this will be construed as an agreement of the above.						
#	REVISIONS	BY:	DATE:	UNLESS OTHERWISE SPECIFIED: TOLERANCES: .XXX ± 0.010 .XX ± 0.010 .X ± 0.030 ANG. ± 1/2° REMOVE ALL BURRS AND SHARP EDGES .015 MAX		
				TITLE	USED ON:	
				AUTO LEVEL SCHEMATIC	NEWMAR-VENTANA LE & VENTANA	
SIZE	SCALE	MATERIAL				
A	1: 1					
DRW BY:	DATE:	SYSTEMS				
SJ	7/26/16	8244A-8245A-8282A-8311A-8642A-8643A-8749A				
APP'D BY	DATE:	PAGE:	DWG NO.:	REV:		
—	—	1 OF 1	P8244A	—		

NOTICE – This drawing, including principles of design, is the  
property of Days Corporation, Elkhart, Indiana, with the  
agreement that it is not to be reproduced, copied, or loaned  
in any manner that may constitute a detriment directly or  
indirectly to Days Corporation. Acceptance of this will be  
construed as an agreement of the above.



6179 PUMP TO CONTROL PANEL HARNESS

CHASSIS INTERFACE CONNECTIONS

PIN#	COLOR
18	PINK

INPUT. IGNITION FROM COACH. 12V+ WHEN IGN ON.

18	BLACK/YELLOW
----	--------------

INPUT. PARK BRAKE GND WHEN BRAKE ON

770KS PUMP

6910 HARNESS

PIN#	COLOR
1 18	ORANGE
2 18	WHITE
3 18	BLUE
4 18	YELLOW
5 18	BROWN
6 18	GREEN
7	
8	
9 18	YELLOW/BLACK

PIN#	COLOR
1 18	ORANGE
2 18	WHITE
3 16	DARK BLUE
4 18	YELLOW
5 18	BROWN
6 16	DARK GREEN
7	
8	
9 18	YELLOW/BLACK

INPUT. 12V+ TO LEFT REAR VALVE COIL  
INPUT. 12V+ TO RIGHT FRONT VALVE COIL  
INPUT. 12V+ TO MOTOR EXTEND SOLENOID  
INPUT. 12V+ TO RIGHT REAR VALVE COIL  
INPUT. 12V+ TO LEFT FRONT VALVE COIL  
INPUT. 12V+ TO MOTOR RETRACT SOLENOID

PRESSURE SW 12V+ OUTPUT

6572C HARNESS

PIN#	COLOR
B 16	BLACK
A 12	RED

PIN#	COLOR
B 12	BLACK
A 12	RED

GROUND FROM CHASSIS  
12V+ YELLOW (20A FUSE)

3149ASBT SMART LEVEL CONTROL PANEL

PIN#	COLOR
1 16	RED
2 16	RED
3 16	BLACK

INPUT 12V+ FROM PUMP (MINIMUM 10.5V)  
INPUT 12V+ FROM PUMP (MINIMUM 10.5V)  
INPUT GND FROM PUMP

PIN#	COLOR
1	
2 18	BLACK/YELLOW
3 18	PINK
4 18	YELLOW/BLACK
5	
6 18	GREEN
7	

INPUT. PARK BRAKE GND. SEE NOTES  
INPUT. 12V+ WHEN IGN ON

8 18	YELLOW
9 18	ORANGE
10 18	WHITE
11 18	BROWN
12 18	BLUE

OUTPUT 12V+ TO PUMP RETRACT  
OUTPUT 12V+ TO PUMP VALVE RR  
OUTPUT 12V+ TO PUMP VALVE LR  
OUTPUT 12V+ TO PUMP VALVE RF  
OUTPUT 12V+ TO PUMP VALVE LF  
OUTPUT 12V+ TO PUMP EXTEND

PIN#	COLOR
1 18	RED
2 18	BLACK
3 18	TAN
4 18	GRAY

+5V SUPPLY  
GROUND  
SERIAL DATA  
SERIAL CLOCK

OPTIONAL REMOTE  
SENSOR CABLE

NOTES:

GROUND INPUT  
FROM CHASSIS  
CONNECTED TO STUD  
ON SIDE OF PUMP

THE 12V POWER SOURCE MUST NOT DROP BELOW  
10.5 VOLTS MEASURED AT THE YELLOW FUSE WIRE  
ON THE PUMP OR THE PUMP VALVE COIL BEING  
ENERGIZED WITH THE METER GROUND ON THE PUMP  
CASE GROUND.

THE PARK BRAKE INPUT TO THE LEVEL  
CONTROLLER ARE GROUND INPUTS. IT IS PULLED  
HIGH TO 12V INTERNALLY THROUGH A RESISTOR.  
IT IS LOOKING FOR AN ACTIVE LOW INPUT  
SIGNAL. WHEN THE PARK BRAKE IS ON, IT'S  
SENDING A GROUND TO THE PARK BRAKE INPUT  
OF THE LEVEL CONTROLLER.

55169 COUNTY ROAD 3  
ELKHART, IN 46515

Equalizer

REVISIONS

BY: DATE:

UNLESS OTHERWISE  
SPECIFIED:  
TOLERANCES:

TITLE  
EQ SMART LEVEL SCHEMATIC

USED ON:  
NEWMAR-BAY STAR & CANYON STAR

SIZE SCALE SYSTEMS  
A 1: 1 8582F-8612E

DRW BY: DATE: 4/12/19  
S J  
PART NAME:  
8582F/8612E WIRING SCHEMATIC

APP'D BY DATE: 1 OF 1 8582F/8612E  
PAGE: DWG NO.: REV:  
1 8582F/8612E

NOTICE – This drawing, including principles of design, is the property of Days Corporation, Elkhart, Indiana, with the agreement that it is not to be reproduced, copied, or loaned in any manner that may constitute a detriment directly or indirectly to Days Corporation. Acceptance of this will be construed as an agreement of the above.

6180 PUMP TO CONTROL PANEL HARNESS

GRAY = 12V+ FOR TWO MINUTES TO  
DEFLATE AIR SUSPENSION INITIATED BY THE  
AUTO LEVEL COMMAND.  
PURPLE = 12V+ TO INFLATE AIR SUSPENSION  
INITIATED BY ALL RETRACT COMMAND.

PIN#	GAGE	COLOR
1	18	GREY
2	18	PURPLE
3	18	BLACK
4		

INPUT. PARK BRAKE GND WHEN BRAKE ON  
INPUT. IGNITION FROM COACH. 12V+ WHEN IGN ON.

PIN#	GAGE	COLOR
1		
2	18	BLK/YELLOW
3	18	PINK

PIN#	GAGE	COLOR
1	18	ORANGE
2	18	WHITE
3	18	BLUE
4	18	YELLOW
5	18	BROWN
6	18	GREEN
7		
8		
9	18	YELLOW/BLACK

PIN#	GAGE	COLOR
1	18	ORANGE
2	18	WHITE
3	16	DARK BLUE
4	18	YELLOW
5	18	BROWN
6	16	DARK GREEN
7		
8		
9	18	YELLOW/BLACK

INPUT. 12V+ TO LEFT REAR VALVE COIL  
INPUT. 12V+ TO RIGHT FRONT VALVE COIL  
INPUT. 12V+ TO MOTOR EXTEND SOLENOID  
INPUT. 12V+ TO RIGHT REAR VALVE COIL  
INPUT. 12V+ TO LEFT FRONT VALVE COIL  
INPUT. 12V+ TO MOTOR RETRACT SOLENOID

PRESSURE SW 12V+ OUTPUT

7837KS PUMP

6910 HARNESS

3149ASBT SMART LEVEL CONTROL PANEL

INPUT 12V+ FROM PUMP (MINIMUM 10.5V)  
INPUT 12V+ FROM PUMP (MINIMUM 10.5V)  
INPUT GND FROM PUMP

PIN#	GAGE	COLOR
1	16	RED
2	16	RED
3	16	BLACK

OUTPUT 12V+ (SUSPENSION INFLATE)  
INPUT. PARK BRAKE GND. SEE NOTES  
INPUT. 12V+ WHEN IGN ON

PIN#	GAGE	COLOR
1	18	PURPLE
2	18	BLACK/YELLOW
3	18	PINK
4	18	YELLOW/BLACK
5		

OUTPUT 12V+ TO PUMP RETRACT  
OUTPUT 12V+ (SUSPENSION DEFLATE)  
OUTPUT 12V+ TO PUMP VALVE RR  
OUTPUT 12V+ TO PUMP VALVE LR  
OUTPUT 12V+ TO PUMP VALVE RF  
OUTPUT 12V+ TO PUMP VALVE LF  
OUTPUT 12V+ TO PUMP EXTEND

PIN#	GAGE	COLOR
1	18	PURPLE
2	18	BLACK/YELLOW
3	18	PINK
4	18	YELLOW/BLACK
5		
6	18	GREEN
7	18	GREY
8	18	YELLOW
9	18	ORANGE
10	18	WHITE
11	18	BROWN
12	18	BLUE

PIN#	GAGE	COLOR
1	18	RED
2	18	BLACK
3	18	TAN
4	18	GRAY

OPTIONAL REMOTE  
SENSOR CABLE

6572C HARNESS

PIN#	GAGE	COLOR
B	16	BLACK
A	12	RED

PIN#	GAGE	COLOR
B	12	BLACK
A	12	RED

GROUND FROM CHASSIS  
12V+ YELLOW (20A FUSE)

EQUALIZER SYSTEMS  
MAIN 12V POWER  
INPUT. FROM PUMP  
MOTOR SOLENOID  
AND CHASSIS  
BATTERIES.

GROUND INPUT  
FROM CHASSIS  
CONNECTED TO STUD  
ON SIDE OF PUMP

NOTES:

THE 12V POWER SOURCE MUST NOT DROP BELOW  
10.5 VOLTS MEASURED AT THE YELLOW FUSE WIRE  
ON THE PUMP OR THE PUMP VALVE COIL BEING  
ENERGIZED WITH THE METER GROUND ON THE PUMP  
CASE GROUND.

THE PARK BRAKE INPUT TO THE LEVEL  
CONTROLLER ARE GROUND INPUTS. IT IS PULLED  
HIGH TO 12V INTERNALLY THROUGH A RESISTOR.  
IT IS LOOKING FOR AN ACTIVE LOW INPUT  
SIGNAL. WHEN THE PARK BRAKE IS ON, IT'S  
SENDING A GROUND TO THE PARK BRAKE INPUT  
OF THE LEVEL CONTROLLER.

Equalizer

55169 COUNTY ROAD 3  
ELKHART, IN 46515

REVISIONS

BY: DATE:

UNLESS OTHERWISE  
SPECIFIED:  
TOLERANCES:

TITLE  
EQ SMART LEVEL SCHEMATIC

USED ON:  
NEWMAR-ALL KOUNTRY STAR & VENTANA

SIZE	SCALE	SYSTEMS
A	1: 1	8244B-8245B-8282B-8311B-8642B-8643B-8749B-8979

DRW BY:	DATE:	PART NAME:
SJ	4/12/19	EQ SMART LEVEL WIRING SCHEMATIC

PAGE:	DWG NO.:	REV:
1 OF 1	8244B	—

NOTICE – This drawing, including principles of design, is the  
property of Days Corporation, Elkhart, Indiana, with the  
agreement that it is not to be reproduced, copied, or loaned  
in any manner that may constitute a detriment directly or  
indirectly to Days Corporation. Acceptance of this will be  
construed as an agreement of the above.

6325 PUMP TO CONTROL PANEL HARNESS

GRAY = 12V+ FOR TWO MINUTES TO  
DEFLATE AIR SUSPENSION INITIATED BY THE  
AUTO LEVEL COMMAND.  
PURPLE = 12V+ TO INFLATE AIR SUSPENSION  
INITIATED BY ALL RETRACT COMMAND.

PIN#	GAGE	COLOR
1	18	GREY
2	18	PURPLE
3	18	BLACK
4		

INPUT. PARK BRAKE GND WHEN BRAKE ON  
INPUT. IGNITION FROM COACH. 12V+ WHEN IGN ON.

PIN#	GAGE	COLOR
1		
2	18	BLK/YELLOW
3	18	PINK

PIN#	GAGE	COLOR
1	18	ORANGE
2	18	WHITE
3	18	BLUE
4	18	YELLOW
5	18	BROWN
6	18	GREEN
7		
8		
9	18	YELLOW/BLACK

PIN#	GAGE	COLOR
1	18	ORANGE
2	18	WHITE
3	16	DARK BLUE
4	18	YELLOW
5	18	BROWN
6	16	DARK GREEN
7		
8		
9	18	YELLOW/BLACK

INPUT. 12V+ TO LEFT REAR VALVE COIL  
INPUT. 12V+ TO RIGHT FRONT VALVE COIL  
INPUT. 12V+ TO MOTOR EXTEND SOLENOID  
INPUT. 12V+ TO RIGHT REAR VALVE COIL  
INPUT. 12V+ TO LEFT FRONT VALVE COIL  
INPUT. 12V+ TO MOTOR RETRACT SOLENOID

PRESSURE SW 12V+ OUTPUT

7948KS PUMP

6910 HARNESS

3149ASBT SMART LEVEL CONTROL PANEL

INPUT 12V+ FROM PUMP (MINIMUM 10.5V)  
INPUT 12V+ FROM PUMP (MINIMUM 10.5V)  
INPUT GND FROM PUMP

PIN#	GAGE	COLOR
1	16	RED
2	16	RED
3	16	BLACK

OUTPUT 12V+ (SUSPENSION INFLATE)  
INPUT. PARK BRAKE GND. SEE NOTES  
INPUT. 12V+ WHEN IGN ON

PIN#	GAGE	COLOR
1	18	PURPLE
2	18	BLACK/YELLOW
3	18	PINK
4	18	YELLOW/BLACK
5		

OUTPUT 12V+ TO PUMP RETRACT  
OUTPUT 12V+ (SUSPENSION DEFLATE)  
OUTPUT 12V+ TO PUMP VALVE RR  
OUTPUT 12V+ TO PUMP VALVE LR  
OUTPUT 12V+ TO PUMP VALVE RF  
OUTPUT 12V+ TO PUMP VALVE LF  
OUTPUT 12V+ TO PUMP EXTEND

PIN#	GAGE	COLOR
1	18	PURPLE
2	18	BLACK/YELLOW
3	18	PINK
4	18	YELLOW/BLACK
5		
6	18	GREEN
7	18	GREY
8	18	YELLOW
9	18	ORANGE
10	18	WHITE
11	18	BROWN
12	18	BLUE

PIN#	GAGE	COLOR
1	18	RED
2	18	BLACK
3	18	TAN
4	18	GRAY

OPTIONAL REMOTE  
SENSOR CABLE

55169 COUNTY ROAD 3  
ELKHART, IN 46515

#

REVISIONS

BY:

DATE:

UNLESS OTHERWISE  
SPECIFIED:  
TOLERANCES:

THE PARK BRAKE INPUT TO THE LEVEL  
CONTROLLER ARE GROUND INPUTS. IT IS PULLED  
HIGH TO 12V INTERNALLY THROUGH A RESISTOR.  
IT IS LOOKING FOR AN ACTIVE LOW INPUT  
SIGNAL. WHEN THE PARK BRAKE IS ON, IT'S  
SENDING A GROUND TO THE PARK BRAKE INPUT  
OF THE LEVEL CONTROLLER.

NOTES:

THE 12V POWER SOURCE MUST NOT DROP BELOW  
10.5 VOLTS MEASURED AT THE YELLOW FUSE WIRE  
ON THE PUMP OR THE PUMP VALVE COIL BEING  
ENERGIZED WITH THE METER GROUND ON THE PUMP  
CASE GROUND.

GROUND INPUT  
FROM CHASSIS  
CONNECTED TO STUD  
ON SIDE OF PUMP

EQUALIZER SYSTEMS  
MAIN 12V POWER  
INPUT. FROM PUMP  
MOTOR SOLENOID  
AND CHASSIS  
BATTERIES.

6572C HARNESS

PIN#	GAGE	COLOR
B	16	BLACK
A	12	RED

PIN#	GAGE	COLOR
B	12	BLACK
A	12	RED

GROUND FROM CHASSIS  
12V+ YELLOW (20A FUSE)

Equalizer

NOTICE – This drawing, including principles of design, is the  
property of Days Corporation, Elkhart, Indiana, with the  
agreement that it is not to be reproduced, copied, or loaned  
in any manner that may constitute a detriment directly or  
indirectly to Days Corporation. Acceptance of this will be  
construed as an agreement of the above.

USED ON:  
NEWMAR—CANYON STAR DIESEL

TITLE  
EQ SMART LEVEL SCHEMATIC

SPECIFIED:  
TOLERANCES:

BY:

REVISIONS

#

55169 COUNTY ROAD 3  
ELKHART, IN 46515

Equalizer

USED ON:  
NEWMAR—CANYON STAR DIESEL

TITLE  
EQ SMART LEVEL SCHEMATIC

SPECIFIED:  
TOLERANCES:

BY:

REVISIONS

#

55169 COUNTY ROAD 3  
ELKHART, IN 46515

Equalizer

NOTICE – This drawing, including principles of design, is the  
property of Days Corporation, Elkhart, Indiana, with the  
agreement that it is not to be reproduced, copied, or loaned  
in any manner that may constitute a detriment directly or  
indirectly to Days Corporation. Acceptance of this will be  
construed as an agreement of the above.

SIZE	SCALE	SYSTEMS
A	1: 1	8846

DRW BY:	DATE:
SJ	4/12/19

APP'D BY	DATE:
—	—

PAGE:	1 OF 1	DWG NO.:	8846	REV:	—
-------	--------	----------	------	------	---

PART NAME:	EQ SMART LEVEL WIRING SCHEMATIC
------------	---------------------------------

## Purge Instructions for Newmar Systems

This procedure must be performed with the initial installation & running of the hydraulic system, and following installation of the pump assembly and jacks. This procedure applies only to the MH-4 systems that are equipped with the Bi-rotational pump. All electrical and hose connections must be completed before the purging process. **You Must Follow this Procedure Strictly. Any Deviation from the Process will cause the purging process to become difficult and time consuming.**

- 1) Fill the reservoir with Dexron ATF.
- 2) Attach a hose with coupler to the quick disconnect fitting on the end of the manifold. Place the end of the hose into a clean container. During the initial run of the pump this hose will have air coming out of it with the possibility of a little residual fluid from the retract side of the system.
- 3) Run the pump to extend the jacks. Maintain the fluid level in the reservoir  $\frac{1}{4}$  to  $\frac{1}{2}$  full. Do not allow the reservoir to run empty. If jack(s) will not fully extend, crack loose the upper hose(s) at the jack(s) and run the pump to extend until air is expelled. **Use Caution-hydraulic fluid will be under high pressure.** Retighten the hoses and complete the extensions of the jacks. Maintain the fluid level as described above.
- 4) Remove the hose and coupler from the quick disconnect fitting attached to the manifold.
- 5) Run the pump to retract the jacks. Maintain the fluid level as above. Do not fill the reservoir to full until after the legs are fully retracted.
- 6) **IMPORTANT**-If fluid in reservoir appears to be aerated (foaming), allow unit to rest until foam dissipates (approx. 5-10 minutes).
- 7) Fully extend and retract jacks a minimum of 3 times. Allow any foam in the reservoir to dissipate before each run. Keep the fluid level above  $\frac{1}{4}$  to  $\frac{1}{2}$  at all times.
- 8) After final runs, with jacks fully retracted, add fluid up to the fill line.

## Additional Notes Regarding Purging

- The reservoir fluid level will be the greatest when all jacks are fully retracted: the fluid level will be lowest when all jacks are fully extended.
- Never allow the reservoir to go empty. Maintain the fluid level at least  $\frac{3}{4}$  full when the jacks are retracted.
- Being patient helps. It does no good to run the pump and try to move the jacks when the reservoir is full of foam. Pumping foam will only reintroduce air into the system and will prolong the process unnecessarily.
- We want the air out. Allowing the air to dissipate through the reservoir and maintaining the reservoir fluid level will get things working faster.