



EQ SMART-LEVEL
JAYCO SYSTEM BOOK
2015-2022

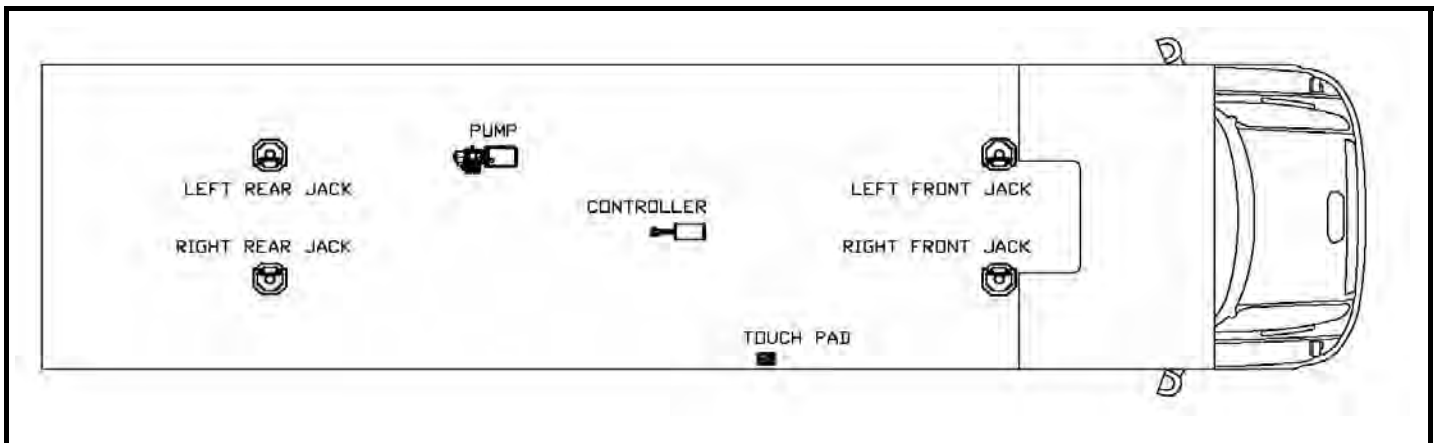
TABLE OF CONTENTS

2015 Greyhawk		4
2015 Redhawk		4
2015 Seneca		5
2016 Greyhawk		6
2016 Redhawk		6
2016 Seneca		7
2017 Redhawk		8
2017 Greyhawk		8
2017 Seneca		9
2018 Redhawk		10
2018 Greyhawk		10
2018 Seneca	Through May of 2017	11
2018 Seneca	Starting June of 2017	12
2019 Seneca	Through 5/10/18	13
2019 Seneca	After 5/10/18	14
2019 Alante 26X	Through 5/10/18	15
2019 Alante 26X	After 5/10/18	16
2019 Alante 29S	Through 5/10/18	17
2019 Alante 29S	After 5/10/18	18
2019 Alante 31V	Through 5/10/18	19
2019 Alante 31V	After 5/10/18	20
2019 Alante 31R	Through 5/10/18	19
2019 Alante 31R	After 5/10/18	20
2019 Precept 29V	Through 5/10/18	21

2019 Precept 29V	After 5/10/18	22
2019 Precept 31UL	Through 5/10/18	21
2019 Precept 31UL	After 5/10/18	22
2019 Precept 34G		23
2019 Precept 36A	Through 5/10/18	24
2019 Precept 36A	After 5/10/18	25
2019 Precept XL 36U	Through 5/10/18	26
2019 Precept XL 36U	After 5/10/18	27
2019 Precept XL 36T	Through 5/10/18	26
2019 Precept XL 36T	After 5/10/18	27
2019 Embark		28
2020 Seneca		29
2020 Alante 26X		30
2020 Alante 27A		31
2020 Alante 29S		32
2020 Alante 29F, 31V		33
2020 Alante 29V, 31UL, 34G, 33B		34
2020 Precept 36A		35
2020 Precept Prestige		36
2020 Embark		37
2021 Seneca		38
2021 Alante 26X		39
2021 Alante 27A		40
2021 Alante 29S		41

2021 Alante 29F, 31V	42
2021 Precept 29V, 31UL, 34G, 33B	43
2021 Precept 36A, 36C	44
2021 Precept Prestige	45
2021 Embark	46
2022 Seneca	47
2022 Alante 26X	48
2022 Alante 27A	49
2022 Alante 29S	50
2022 Alante 29F, 31V	51
2022 Precept 31UL, 34G, 36B	52
2022 Precept 36A, 36C	53
2022 Precept Prestige	54
2022 Embark	55
Jack Drawings (7214, 7636, 7842, 7842A)	56-64
Pump Drawings (7948, 7948KS, 7953KS, 7960, 7960KS)	65-87
Hose Kits (7950, 7952, 7952-REV C, 70091, 70109, 70110, 70111, 70112, 70239)	88-105
Wiring Schematic (8630B, 8630C, 8735, 8736, 8736C, 8739)	106-111

MY2015 GREYHAWK-REDHAWK

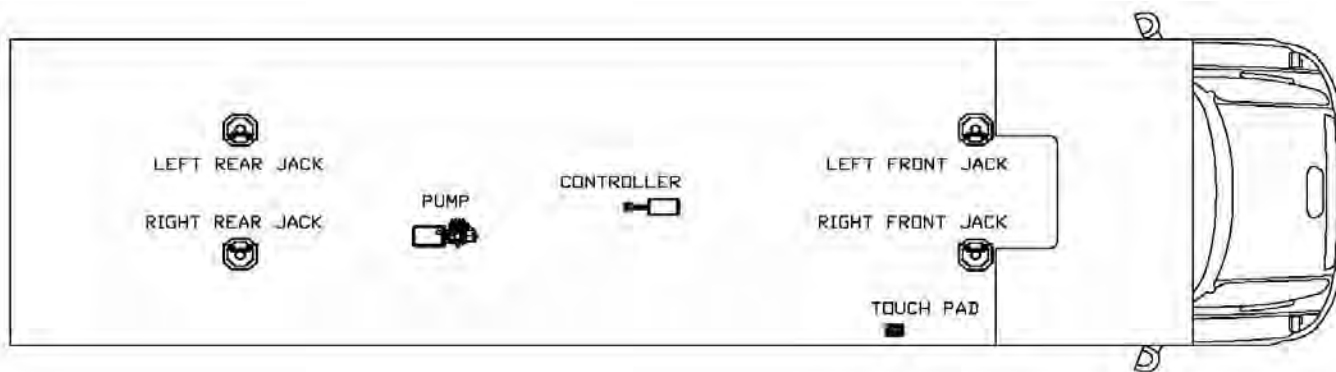


Notes:

Item, Length	Description / Location	Qty	Color	Equalizer Part No.
Kit	(Items listed below)	1		8735A & 8735B
Pump	4-Function, Jacks	1		7948
Jack	7,500 lbs, 13" Stroke/Front Jacks	2		7842A
Jack	7,500 lbs, 13" Stroke/Rear Jacks	2		7842
Touch Pad	Located near entry door	1		3103
AL Controller	Attached to bottom of structure	1		3197
Harness	Connects Controller & Pump	1		6955
Harness	Connects Controller & Touch Pad	1		6951
Hose Kit	Complete Set of Hoses	1		7950
Hose, 8'	Pump to Jack, Left Rear Top	1	Orange Solid	2463
Hose, 8'	LR Jack Bottom to RR Jack Bottom	1	Orange/Yellow Stripe	2463
Hose, 10'	Pump to Jack, Left Rear Bottom	1	Orange Stripe	2465
Hose, 10'	LF Jack Bottom to RF Jack Bottom	1	Brown/White Stripe	2465
Hose, 12'	Pump to Jack, Right Rear Top	1	Yellow Solid	2467
Hose, 14'	Pump to Jack, Left Front Top	1	Brown Solid	2469
Hose, 14'	Pump to Jack, Left Front Bottom	1	Brown Stripe	2469
Hose, 16'	Pump to Jack, Right Front Top	1	White Solid	2471

Options

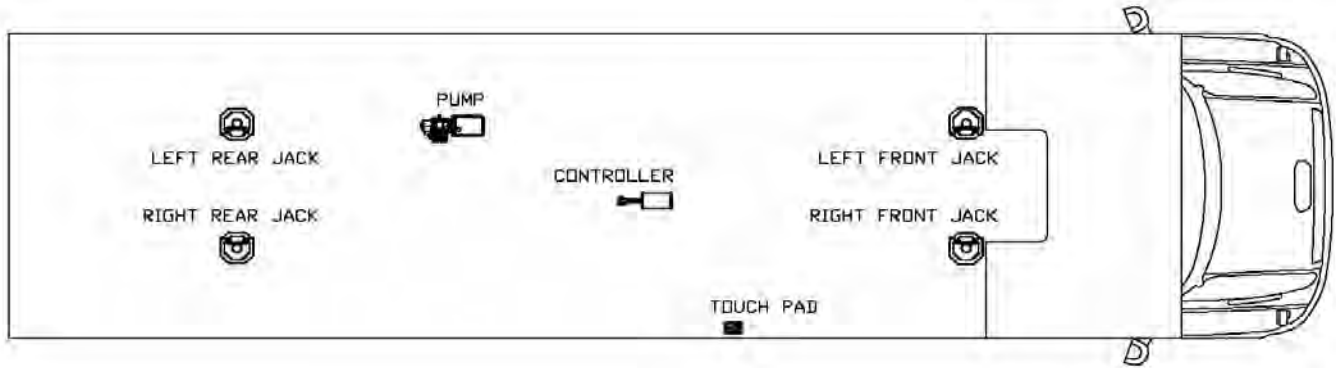
Revisions

**Notes:**

Item, Length	Description / Location	Qty	Color	Equalizer Part No.
Kit	(Items listed below)	1		8736A & 8736B
Pump	4-Function, Jacks	1		7960
Jacks	12,000 lbs, 16" Stroke Jacks	4		7214
Touch Pad	Located near entry door	1		3103
AL Controller	Attached to bottom of structure	1		2745U
Harness	Connects Controller & Touch Pad	1		6975U
Harness	Connects Controller & Pump	1		6955U
Hose Kit	Complete Set of Hoses	1		7952
Hose, 8'	LF Jack Bottom to RF Jack Bottom	1	Brown/White Stripe	2463
Hose, 8'	LR Jack Bottom to RR Jack Bottom	1	Orange/Yellow Stripe	2463
Hose, 10'	Pump to Jack, Right Rear Top	1	Yellow Solid	2465
Hose, 10'	Pump to Jack, Right Rear Bottom	1	Yellow Stripe	2465
Hose, 14'	Pump to Jack, Left Rear Top	1	Orange Solid	2469
Hose, 18'	Pump to Jack, Left Front Top	1	Brown Solid	2473
Hose, 20'	Pump to Jack, Right Front Top	1	White Solid	2475
Hose, 20'	Pump to Jack, Right Front Bottom	1	White Stripe	2475

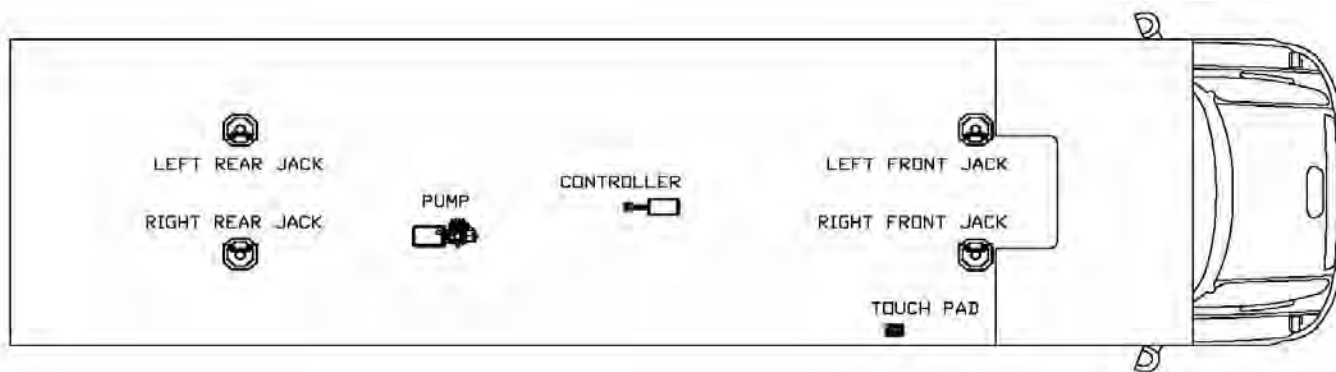
Options**Revisions**

MY2016 GREYHAWK-REDHAWK

**Notes:**

At the end of September 2015 these systems were changed to use the 7842A jacks on both the front and rear. They do not interchange as the mounting bracket on the chassis was changed to accommodate this so you must know which jacks are on the coach when replacing.

[illegible]

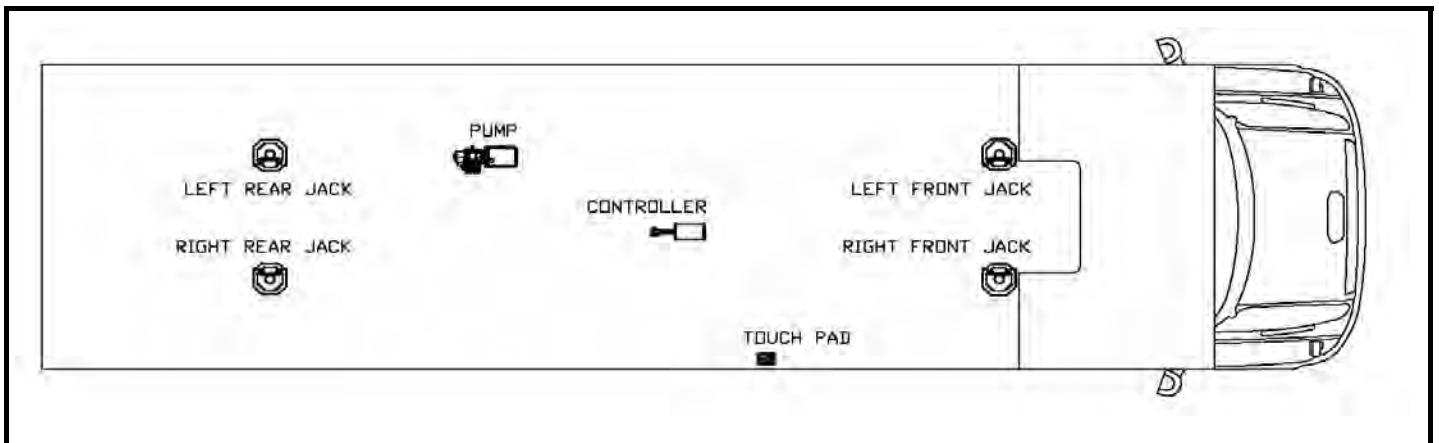
**Notes:**

Item, Length	Description / Location	Qty	Color	Equalizer Part No.
Kit	(Items listed below)	1		8736A & 8736B
Pump	4-Function, Jacks	1		7960
Jacks	12,000 lbs, 16" Stroke Jacks	4		7214
Touch Pad	Located near entry door	1		3103
AL Controller	Attached to bottom of structure	1		2745U
Harness	Connects Controller & Touch Pad	1		6975U
Harness	Connects Controller & Pump	1		6955U
Hose Kit	Complete Set of Hoses	1		7952
Hose, 8'	LF Jack Bottom to RF Jack Bottom	1	Brown/White Stripe	2463
Hose, 8'	LR Jack Bottom to RR Jack Bottom	1	Orange/Yellow Stripe	2463
Hose, 10'	Pump to Jack, Right Rear Top	1	Yellow Solid	2465
Hose, 10'	Pump to Jack, Right Rear Bottom	1	Yellow Stripe	2465
Hose, 14'	Pump to Jack, Left Rear Top	1	Orange Solid	2469
Hose, 18'	Pump to Jack, Left Front Top	1	Brown Solid	2473
Hose, 20'	Pump to Jack, Right Front Top	1	White Solid	2475
Hose, 20'	Pump to Jack, Right Front Bottom	1	White Stripe	2475

Options

Revisions

MY2017 GREYHAWK-REDHAWK

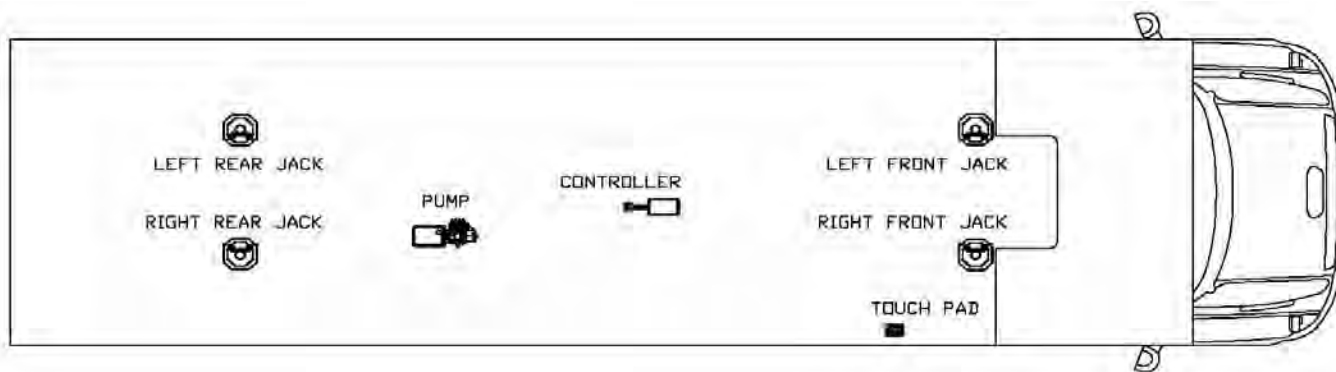


Notes:

Item, Length	Description / Location	Qty	Color	Equalizer Part No.
Kit	(Items listed below)	1		8735A & 8735B
Pump	4-Function, Jacks	1		7948
Jack	7,500 lbs, 13" Stroke	4		7842A
Touch Pad	Located near entry door	1		3103
AL Controller	Attached to bottom of structure	1		3197
Harness	Connects Controller & Pump	1		6955
Harness	Connects Controller & Touch Pad	1		6951
Hose Kit	Complete Set of Hoses	1		7950
Hose, 8'	Pump to Jack, Left Rear Top	1	Orange Solid	2463
Hose, 8'	LR Jack Bottom to RR Jack Bottom	1	Orange/Yellow Stripe	2463
Hose, 10'	Pump to Jack, Left Rear Bottom	1	Orange Stripe	2465
Hose, 10'	LF Jack Bottom to RF Jack Bottom	1	Brown/White Stripe	2465
Hose, 12'	Pump to Jack, Right Rear Top	1	Yellow Solid	2467
Hose, 14'	Pump to Jack, Left Front Top	1	Brown Solid	2469
Hose, 14'	Pump to Jack, Left Front Bottom	1	Brown Stripe	2469
Hose, 16'	Pump to Jack, Right Front Top	1	White Solid	2471

Options

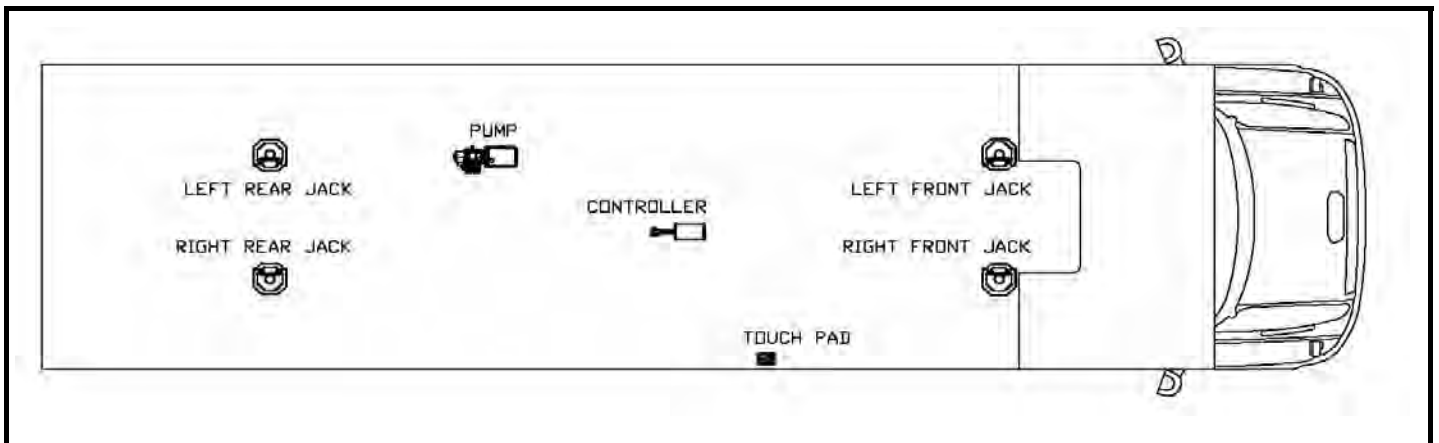
Revisions

**Notes:**

Item, Length	Description / Location	Qty	Color	Equalizer Part No.
Kit	(Items listed below)	1		8736A & 8736B
Pump	4-Function, Jacks	1		7960
Jacks	12,000 lbs, 16" Stroke Jacks	4		7214
Touch Pad	Located near entry door	1		3103
AL Controller	Attached to bottom of structure	1		2745U
Harness	Connects Controller & Touch Pad	1		6975U
Harness	Connects Controller & Pump	1		6955U
Hose Kit	Complete Set of Hoses	1		7952
Hose, 8'	LF Jack Bottom to RF Jack Bottom	1	Brown/White Stripe	2463
Hose, 8'	LR Jack Bottom to RR Jack Bottom	1	Orange/Yellow Stripe	2463
Hose, 10'	Pump to Jack, Right Rear Top	1	Yellow Solid	2465
Hose, 10'	Pump to Jack, Right Rear Bottom	1	Yellow Stripe	2465
Hose, 14'	Pump to Jack, Left Rear Top	1	Orange Solid	2469
Hose, 18'	Pump to Jack, Left Front Top	1	Brown Solid	2473
Hose, 20'	Pump to Jack, Right Front Top	1	White Solid	2475
Hose, 20'	Pump to Jack, Right Front Bottom	1	White Stripe	2475

Options**Revisions**

MY2018 GREYHAWK-REDHAWK



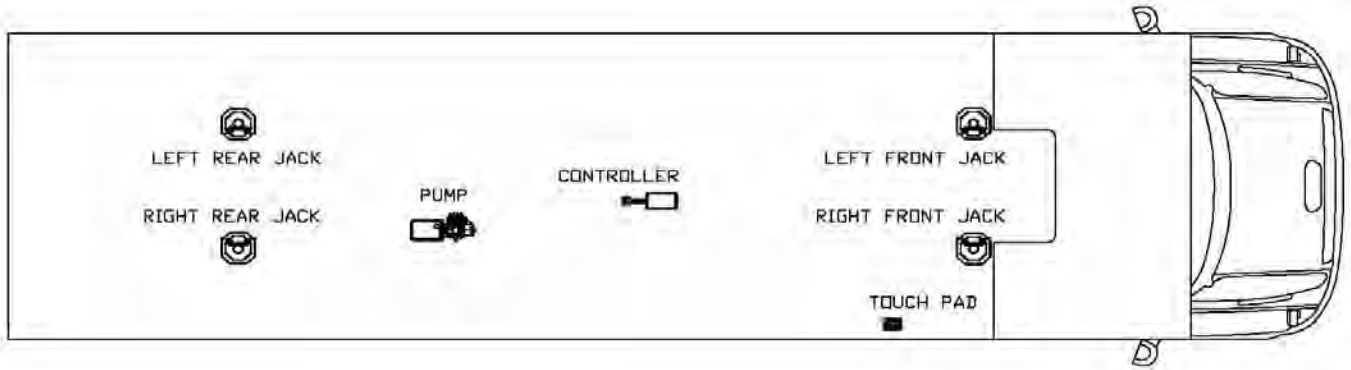
Notes:

Item, Length	Description / Location	Qty	Color	Equalizer Part No.
Kit	(Items listed below)	1		8735A & 8735B
Pump	4-Function, Jacks	1		7948KS
Jack	7,500 lbs, 13" Stroke	4		7842A
Touch Pad	Located near entry door	1		3103
AL Controller	Attached to bottom of structure	1		3197
Harness	Connects Controller & Pump	1		6955
Harness	Connects Controller & Touch Pad	1		6951
Hose Kit	Complete Set of Hoses	1		7950
Hose, 8'	Pump to Jack, Left Rear Top	1	Orange Solid	2463
Hose, 8'	LR Jack Bottom to RR Jack Bottom	1	Orange/Yellow Stripe	2463
Hose, 10'	Pump to Jack, Left Rear Bottom	1	Orange Stripe	2465
Hose, 10'	LF Jack Bottom to RF Jack Bottom	1	Brown/White Stripe	2465
Hose, 12'	Pump to Jack, Right Rear Top	1	Yellow Solid	2467
Hose, 14'	Pump to Jack, Left Front Top	1	Brown Solid	2469
Hose, 14'	Pump to Jack, Left Front Bottom	1	Brown Stripe	2469
Hose, 16'	Pump to Jack, Right Front Top	1	White Solid	2471

Options

Revisions

**MY2018 SENECA
(Through May 2017)**



Notes:

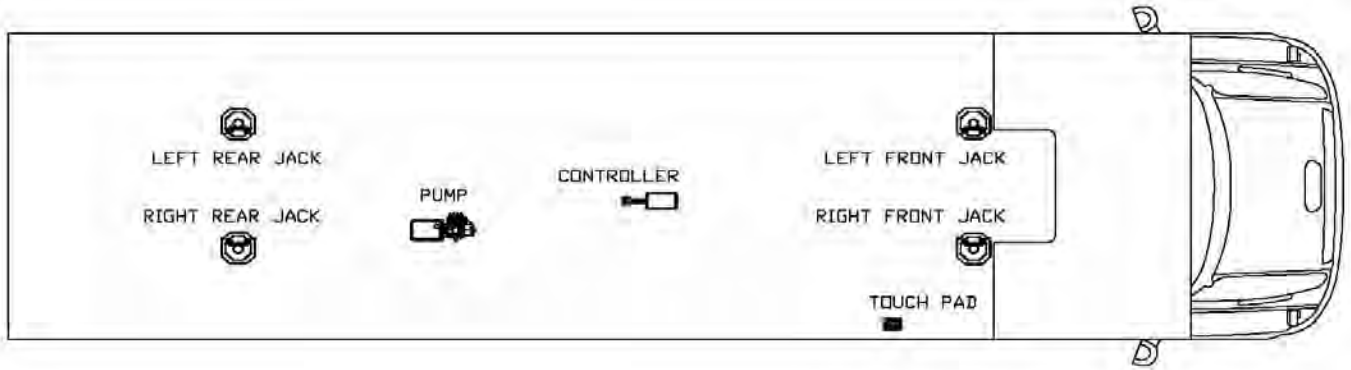
In December of 2016, the pump was changed from 7960 to 7960KS.

Item, Length	Description / Location	Qty	Color	Equalizer Part No.
Kit	(Items listed below)	1		8736A & 8736B
Pump	4-Function, Jacks	1		7960KS
Jacks	12,000 lbs, 16" Stroke Jacks	4		7214
Touch Pad	Located near entry door	1		3103
AL Controller	Attached to bottom of structure	1		2745U
Harness	Connects Controller & Touch Pad	1		6975U
Harness	Connects Controller & Pump	1		6955U
Hose Kit	Complete Set of Hoses	1		7952
Hose, 8'	LF Jack Bottom to RF Jack Bottom	1	Brown/White Stripe	2463
Hose, 8'	LR Jack Bottom to RR Jack Bottom	1	Orange/Yellow Stripe	2463
Hose, 10'	Pump to Jack, Right Rear Top	1	Yellow Solid	2465
Hose, 10'	Pump to Jack, Right Rear Bottom	1	Yellow Stripe	2465
Hose, 14'	Pump to Jack, Left Rear Top	1	Orange Solid	2469
Hose, 18'	Pump to Jack, Left Front Top	1	Brown Solid	2473
Hose, 20'	Pump to Jack, Right Front Top	1	White Solid	2475
Hose, 20'	Pump to Jack, Right Front Bottom	1	White Stripe	2475

Options

Revisions

MY2018 SENECA
(Starting June-2017)



Notes:

In December of 2016, the pump was changed from 7960 to 7960KS.

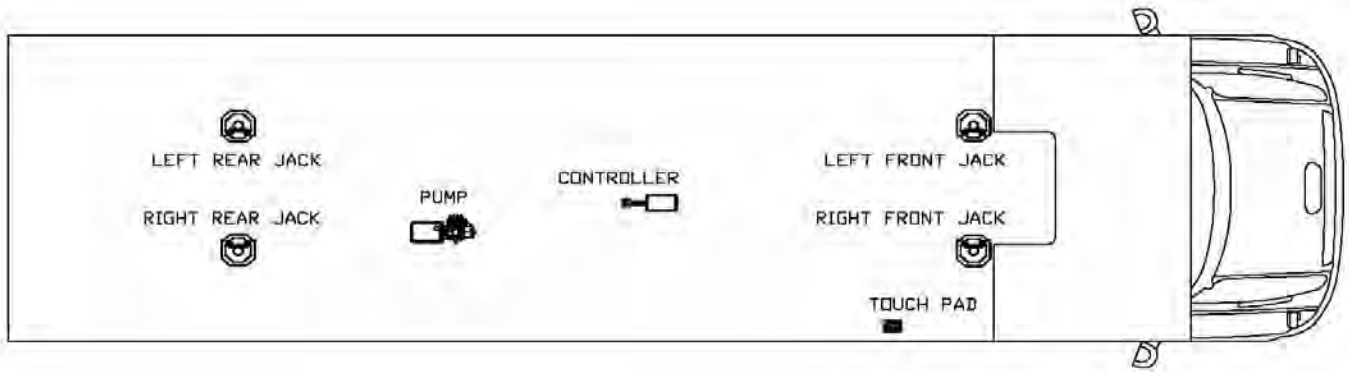
On June 1st 2017, the entire hose arrangement was changed and the pump changed as well. (Use hose kit revision B)

Item, Length	Description / Location	Qty	Color	Equalizer Part No.
Kit	(Items listed below)	1		8736A & 8736B
Pump	4-Function, Jacks	1		7948KS
Jacks	12,000 lbs, 16" Stroke Jacks	4		7214
Touch Pad	Located near entry door	1		3103
AL Controller	Attached to bottom of structure	1		2745U
Harness	Connects Controller & Touch Pad	1		6975U
Harness	Connects Controller & Pump	1		6955U
Hose Kit	Complete Set of Hoses	1		7952
Hose, 8'	LF Jack Bottom to RF Jack Bottom	1	Brown/White Stripe	2463
Hose, 8'	LR Jack Bottom to RR Jack Bottom	1	Orange/Yellow Stripe	2463
Hose, 10'	Pump to Jack, Left Rear Top	1	Orange Solid	2465
Hose, 10'	Pump to Jack, Left Rear Bottom	1	Orange Stripe	2465
Hose, 12'	Pump to Jack, Right Rear Top	1	Yellow Solid	2467
Hose, 16'	Pump to Jack, Left Front Top	1	Brown Solid	2471
Hose, 18'	Pump to Jack, Left Front Bottom	1	Brown Stripe	2473
Hose, 18'	Pump to Jack, Right Front Top	1	White Solid	2473

Options

Revisions

**MY2019
SENECA**
(Shipped to Jayco through 5/10/18)



Notes:

In December of 2016, the pump was changed from 7960 to 7960KS.

On June 1st 2017, the entire hose arrangement was changed and the pump changed as well. (Use hose kit revision B)

Item, Length	Description / Location	Qty	Color	Equalizer Part No.
Kit	(Items listed below)	1		8736A & 8736B
Pump	4-Function, Jacks	1		7948KS
Jacks	12,000 lbs, 16" Stroke Jacks	4		7214
Touch Pad	Located near entry door	1		3103
AL Controller	Attached to bottom of structure	1		2745U
Harness	Connects Controller & Touch Pad	1		6975U
Harness	Connects Controller & Pump	1		6955U
Hose Kit	Complete Set of Hoses	1		7952
Hose, 8'	LF Jack Bottom to RF Jack Bottom	1	Brown/White Stripe	2463
Hose, 8'	LR Jack Bottom to RR Jack Bottom	1	Orange/Yellow Stripe	2463
Hose, 10'	Pump to Jack, Left Rear Top	1	Orange Solid	2465
Hose, 10'	Pump to Jack, Left Rear Bottom	1	Orange Stripe	2465
Hose, 12'	Pump to Jack, Right Rear Top	1	Yellow Solid	2467
Hose, 16'	Pump to Jack, Left Front Top	1	Brown Solid	2471
Hose, 18'	Pump to Jack, Left Front Bottom	1	Brown Stripe	2473
Hose, 18'	Pump to Jack, Right Front Top	1	White Solid	2473

Options


Revisions

The diagram shows the layout of the vehicle chassis. On the left side, there are two jacks labeled "LEFT REAR JACK" and "RIGHT REAR JACK". In the center, there is a "PUMP" and a "CONTROLLER". On the right side, there are two jacks labeled "LEFT FRONT JACK" and "RIGHT FRONT JACK", and a "TOUCH PAD" located below the right front jack. The vehicle's body is shown on the far right, with the touch pad positioned near the front wheel area.

In December of 2016, the pump was changed from 7960 to 7960KS.
On June 1st 2017, the entire hose arrangement was changed and the pump changed as well. (Use hose kit revision B)
After May 10th, 2018 the controls were changed to Smart Level

JAYCO 2019 PARTS CHART 7-9-18.xls 7/9/2018

**MY2019
ALANTE 26X
(Shipped to Jayco through 5/10/18)**



Notes:

Item, Length	Description / Location	Qty	Color	Equalizer Part No.
Kit	(Items listed below)	1		
Pump	4-Function, Jacks	1		7960KS
Jacks	7,500 lbs, 15" Stroke Jacks	4		7636
Touch Pad	Located in dash left of driver	1		3103
AL Controller	Attached to bottom of structure	1		3197U
Harness	Connects Controller & Touch Pad	1		6127U
Harness	Connects Controller & Pump	1		6799U
Hose Kit	Complete Set of Hoses	1		70109
Hose, 4'	Pump to Jack, Right Rear Top	1	Yellow Solid	2459
Hose, 4'	Pump to Jack, Right Rear Bottom	1	Yellow Stripe	2459
Hose, 8'	LR Jack Bottom to RR Jack Bottom	1	Orange/Yellow Stripe	2463
Hose, 8'	Pump to Jack, Left Rear Top	1	Orange Solid	2463
Hose, 12'	LF Jack Bottom to RF Jack Bottom	1	Brown/White Stripe	2467
Hose, 18'	Pump to Jack, Right Front Top	1	White Solid	2473
Hose, 18'	Pump to Jack, Right Front Bottom	1	White Stripe	2473
Hose, 20'	Pump to Jack, Left Front Top	1	Brown Solid	2475

Options

Revisions

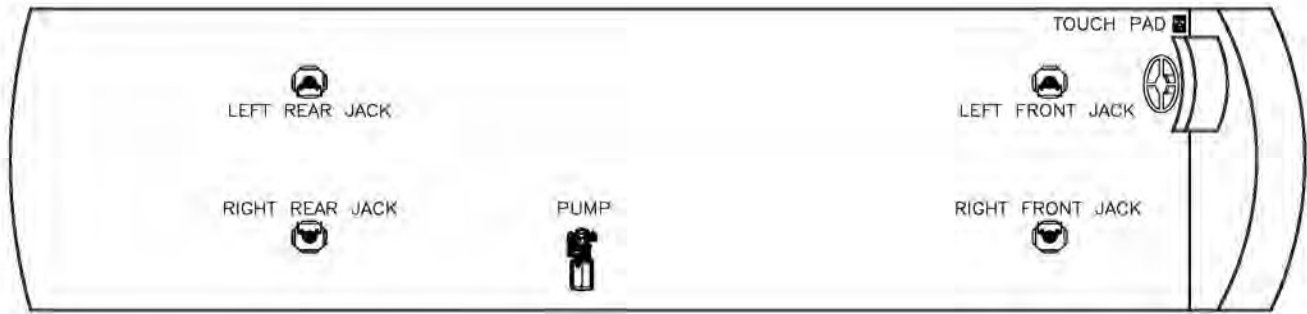
Diagram illustrating the location of the jacks and pump on the underside of the vehicle:

- LEFT REAR JACK
- RIGHT REAR JACK
- PUMP
- LEFT FRONT JACK
- RIGHT FRONT JACK
- TOUCH PAD

After May 10th, 2018 the controls were changed to Smart Level

JAYCO 2019 PARTS CHART 7-9-18.xls 7/9/2018

**MY2019
ALANTE 29S
(Shipped to Jayco through 5/10/18)**



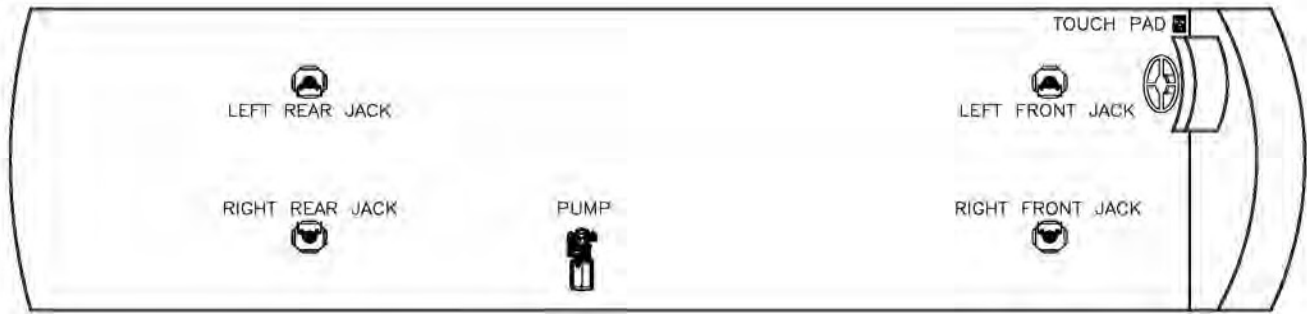
Notes:

Item, Length	Description / Location	Qty	Color	Equalizer Part No.
Kit	(Items listed below)	1		
Pump	4-Function, Jacks	1		7960KS
Jacks	7,500 lbs, 15" Stroke Jacks	4		7636
Touch Pad	Located in dash left of driver	1		3103
AL Controller	Attached to bottom of structure	1		3197U
Harness	Connects Controller & Touch Pad	1		6127U
Harness	Connects Controller & Pump	1		6799U
Hose Kit	Complete Set of Hoses	1		70111
Hose, 8'	LR Jack Bottom to RR Jack Bottom	1	Orange/Yellow Stripe	2463
Hose, 10'	Pump to Jack, Right Rear Top	1	Yellow Solid	2465
Hose, 10'	Pump to Jack, Right Rear Bottom	1	Yellow Stripe	2465
Hose, 12'	LF Jack Bottom to RF Jack Bottom	1	Brown/White Stripe	2467
Hose, 12'	Pump to Jack, Right Front Top	1	White Solid	2467
Hose, 14'	Pump to Jack, Right Front Bottom	1	White Stripe	2469
Hose, 14'	Pump to Jack, Left Rear Top	1	Orange Solid	2469
Hose, 16'	Pump to Jack, Left Front Top	1	Brown Solid	2471

Options

Revisions

**MY2019
ALANTE 29S
(Shipped to Jayco after 5/10/18)**



Notes:


After May 10th, 2018 the controls were changed to Smart Level

Item, Length	Description / Location	Qty	Color	Equalizer Part No.
Kit	(Items listed below)	1		
Pump	4-Function, Jacks	1		7960KS
Jacks	7,500 lbs, 15" Stroke Jacks	4		7636
Control Panel	Located in dash left of driver	1		3197SBT
Harness	Connects Control Panel & Pump	1		6147
Hose Kit	Complete Set of Hoses	1		70111
Hose, 8'	LR Jack Bottom to RR Jack Bottom	1	Orange/Yellow Stripe	2463
Hose, 10'	Pump to Jack, Right Rear Top	1	Yellow Solid	2465
Hose, 10'	Pump to Jack, Right Rear Bottom	1	Yellow Stripe	2465
Hose, 12'	LF Jack Bottom to RF Jack Bottom	1	Brown/White Stripe	2467
Hose, 12'	Pump to Jack, Right Front Top	1	White Solid	2467
Hose, 14'	Pump to Jack, Right Front Bottom	1	White Stripe	2469
Hose, 14'	Pump to Jack, Left Rear Top	1	Orange Solid	2469
Hose, 16'	Pump to Jack, Left Front Top	1	Brown Solid	2471

Options

Revisions

**MY2019
ALANTE 31V 31R
(Shipped to Jayco through 5/10/18)**



Notes:

Item, Length	Description / Location	Qty	Color	Equalizer Part No.
Kit	(Items listed below)	1		
Pump	4-Function, Jacks	1		7960KS
Jacks	7,500 lbs, 15" Stroke Jacks	4		7636
Touch Pad	Located in dash left of driver	1		3103
AL Controller	Attached to bottom of structure	1		3197U
Harness	Connects Controller & Touch Pad	1		6127U
Harness	Connects Controller & Pump	1		6799U
Hose Kit	Complete Set of Hoses	1		70110
Hose, 4'	Pump to Jack, Right Rear Top	1	Yellow Solid	2459
Hose, 4'	Pump to Jack, Right Rear Bottom	1	Yellow Stripe	2459
Hose, 8'	LR Jack Bottom to RR Jack Bottom	1	Orange/Yellow Stripe	2463
Hose, 8'	Pump to Jack, Left Rear Top	1	Orange Solid	2463
Hose, 12'	LF Jack Bottom to RF Jack Bottom	1	Brown/White Stripe	2467
Hose, 22'	Pump to Jack, Right Front Top	1	White Solid	2476
Hose, 22'	Pump to Jack, Right Front Bottom	1	White Stripe	2476
Hose, 24'	Pump to Jack, Left Front Top	1	Brown Solid	2478

Options				

Revisions				


Diagram illustrating the location of the jacks and pump on the underside of the vehicle:

- LEFT REAR JACK
- RIGHT REAR JACK
- PUMP
- LEFT FRONT JACK
- RIGHT FRONT JACK
- TOUCH PAD

After May 10th, 2018 the controls were changed to Smart Level

JAYCO 2019 PARTS CHART 7-9-18.xls 7/9/2018

**MY2019
PRECEPT 29V 31UL
(Shipped to Jayco through 5/10/18)**



Notes:

Item, Length	Description / Location	Qty	Color	Equalizer Part No.
Kit	(Items listed below)	1		
Pump	4-Function, Jacks	1		7948KS
Jacks	7,500 lbs, 15" Stroke Jacks	4		7636
Touch Pad	Located in dash left of driver	1		3103
AL Controller	Attached to bottom of structure	1		3197U
Harness	Connects Controller & Touch Pad	1		6127U
Harness	Connects Controller & Pump	1		6799U
Hose Kit	Complete Set of Hoses	1		70112
Hose, 8'	LR Jack Bottom to RR Jack Bottom	1	Orange/Yellow Stripe	2463
Hose, 10'	Pump to Jack, Left Rear Top	1	Orange Solid	2465
Hose, 10'	Pump to Jack, Left Rear Bottom	1	Orange Stripe	2465
Hose, 12'	Pump to Jack, Right Rear Top	1	Yellow Solid	2467
Hose, 12'	LF Jack Bottom to RF Jack Bottom	1	Brown/White Stripe	2467
Hose, 30'	Pump to Jack, Left Front Top	1	Brown Solid	2527
Hose, 30'	Pump to Jack, Left Front Bottom	1	Brown Stripe	2527
Hose, 30'	Pump to Jack, Right Front Top	1	White Solid	2527

Options				

Revisions				

Diagram illustrating the location of the pump and jacks on the rear of the vehicle:


- PUMP**: Located on the left side of the rear.
- LEFT REAR JACK**: Located on the left side of the rear.
- RIGHT REAR JACK**: Located on the right side of the rear.
- TOUCH PAD**: Located on the right side of the rear, near the wheel.
- LEFT FRONT JACK**: Located on the left side of the front.
- RIGHT FRONT JACK**: Located on the right side of the front.

After May 10th, 2018 the controls were changed to Smart Level

Options

Revisions

**MY2019
PRECEPT 34G**



Notes:

[illegible]

**MY2019
PRECEPT 36A
(Shipped to Jayco through 5/10/18)**



Notes:

Item, Length	Description / Location	Qty	Color	Equalizer Part No.
Kit	(Items listed below)	1		
Pump	4-Function, Jacks	1		7948KS
Jacks	7,500 lbs, 15" Stroke Jacks	4		7636
Touch Pad	Located in dash left of driver	1		3103
AL Controller	Attached to bottom of structure	1		3197U
Harness	Connects Controller & Touch Pad	1		6127U
Harness	Connects Controller & Pump	1		6799U
Hose Kit	Complete Set of Hoses	1		70091
Hose, 8'	LR Jack Bottom to RR Jack Bottom	1	Orange/Yellow Stripe	2463
Hose, 10'	Pump to Jack, Left Rear Top	1	Orange Solid	2465
Hose, 10'	Pump to Jack, Left Rear Bottom	1	Orange Stripe	2465
Hose, 10'	Pump to Jack, Right Rear Top	1	Yellow Solid	2465
Hose, 12'	LF Jack Bottom to RF Jack Bottom	1	Brown/White Stripe	2467
Hose, 32'	Pump to Jack, Left Front Top	1	Brown Solid	2482
Hose, 32'	Pump to Jack, Left Front Bottom	1	Brown Stripe	2482
Hose, 34'	Pump to Jack, Right Front Top	1	White Solid	2484

Options

Revisions

The diagram shows the layout of the control panel with the following components labeled:


- PUMP**: Located on the left side of the panel.
- LEFT REAR JACK**: Located below the pump.
- RIGHT REAR JACK**: Located below the left rear jack.
- TOUCH PAD**: Located on the right side of the panel, near the top.
- LEFT FRONT JACK**: Located below the touch pad.
- RIGHT FRONT JACK**: Located below the left front jack.

After May 10th, 2018 the controls were changed to Smart Level

Options

Revisions

**MY2019
PRECEPT XL 36U 36T
(Shipped to Jayco through 5/10/18)**




Notes:

Item, Length	Description / Location	Qty	Color	Equalizer Part No.
Kit	(Items listed below)	1		
Pump	4-Function, Jacks	1		7948KS
Jacks	7,500 lbs, 15" Stroke Jacks	4		7636
Touch Pad	Located in dash left of driver	1		3103
AL Controller	Attached to bottom of structure	1		3197U
Harness	Connects Controller & Touch Pad	1		6127U
Harness	Connects Controller & Pump	1		6799U
Hose Kit	Complete Set of Hoses	1		70091
Hose, 8'	LR Jack Bottom to RR Jack Bottom	1	Orange/Yellow Stripe	2463
Hose, 10'	Pump to Jack, Left Rear Top	1	Orange Solid	2465
Hose, 10'	Pump to Jack, Left Rear Bottom	1	Orange Stripe	2465
Hose, 10'	Pump to Jack, Right Rear Top	1	Yellow Solid	2465
Hose, 12'	LF Jack Bottom to RF Jack Bottom	1	Brown/White Stripe	2467
Hose, 32'	Pump to Jack, Left Front Top	1	Brown Solid	2482
Hose, 32'	Pump to Jack, Left Front Bottom	1	Brown Stripe	2482
Hose, 34'	Pump to Jack, Right Front Top	1	White Solid	2484

Options

Revisions

**MY2019
PRECEPT XL 36U 36T
(Shipped to Jayco after 5/10/18)**



Notes:


After May 10th, 2018 the controls were changed to Smart Level

Item, Length	Description / Location	Qty	Color	Equalizer Part No.
Kit	(Items listed below)	1		
Pump	4-Function, Jacks	1		7948KS
Jacks	7,500 lbs, 15" Stroke Jacks	4		7636
Control Panel	Located in dash left of driver	1		3197SBT
Harness	Connects Control Panel & Pump	1		6147
Hose Kit	Complete Set of Hoses	1		70091
Hose, 8'	LR Jack Bottom to RR Jack Bottom	1	Orange/Yellow Stripe	2463
Hose, 10'	Pump to Jack, Left Rear Top	1	Orange Solid	2465
Hose, 10'	Pump to Jack, Left Rear Bottom	1	Orange Stripe	2465
Hose, 10'	Pump to Jack, Right Rear Top	1	Yellow Solid	2465
Hose, 12'	LF Jack Bottom to RF Jack Bottom	1	Brown/White Stripe	2467
Hose, 32'	Pump to Jack, Left Front Top	1	Brown Solid	2482
Hose, 32'	Pump to Jack, Left Front Bottom	1	Brown Stripe	2482
Hose, 34'	Pump to Jack, Right Front Top	1	White Solid	2484

Options

Revisions

**MY2019
EMBARK
(Diesel)**



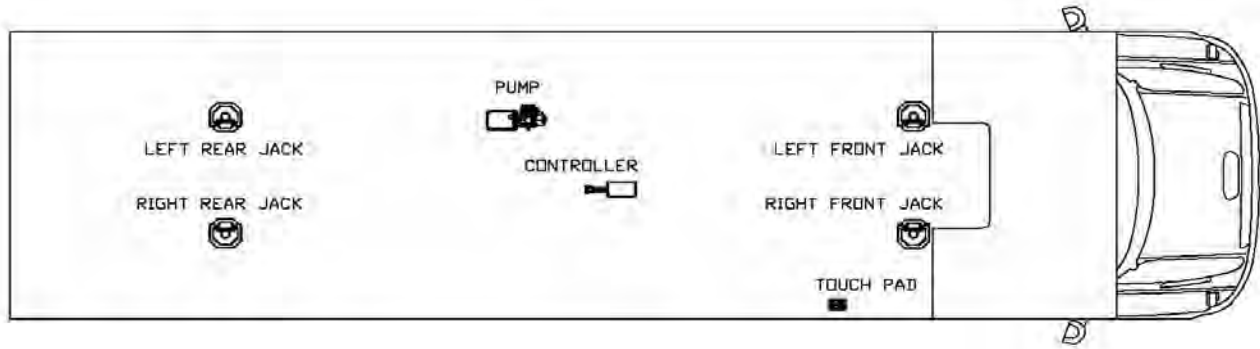
Notes:

Item, Length	Description / Location	Qty	Color	Equalizer Part No.
Kit	(Items listed below)	1		8769 & 8770A
Pump	4-Function, Jacks	1		7953KS
Jack	12,000 lbs, 16" Stroke	4		7214
Touch Pad	Located to the left of the drivers seat	1		3103
AL Controller	Attached to bottom of structure	1		2745U
Harness	Connects Pump to Controller	1		6799U
Harness	Connects Controller to Touch Pad	1		6800U
Hose Kit	Complete Set of Hoses	1		7547
Hose, 3'	Pump to Jack, Left Front Top	1	Brown Solid	2458
Hose, 4'	Pump to Jack, Left Front Bottom	1	Brown Stripe	2459
Hose, 8'	Pump to Jack, Right Front Top	1	White Solid	2463
Hose, 10'	Pump to Jack, Right Front Bottom	1	White Stripe	2465
Hose, 10'	LR Jack Bottom to RR Jack Bottom	1	Org. Stripe/Yel Stripe	2465
Hose, 34'	Pump to Jack, Right Rear Top	1	Yellow Solid	2484
Hose, 36'	Pump to Jack, Right Rear Bottom	1	Yellow Stripe	2486
Hose, 36'	Pump to Jack, Left Rear Top	1	Orange Solid	2486

Options				

Revisions				

JAYCO MY2020
SENECA - 37K, 37HJ, 37RB, 37TS, 37L



Notes:

Item, Length	Description / Location	Qty	Color	Equalizer Part No.
Kit	(Items listed below)	1		
Pump	4-Function, Jacks	1		7948KS
Jacks	12,000 lbs, 16" Stroke Jacks	4		7214
Control Panel	Located near entry door	1		3197SBT
Harness	Connects Control Panel & Pump	1		6133-30
Hose Kit	Complete Set of Hoses	1		7952
Hose, 8'	LF Jack Bottom to RF Jack Bottom	1	Brown/White Stripe	2463
Hose, 8'	LR Jack Bottom to RR Jack Bottom	1	Orange/Yellow Stripe	2463
Hose, 10'	Pump to Jack, Left Rear Top	1	Orange Solid	2465
Hose, 10'	Pump to Jack, Left Rear Bottom	1	Orange Stripe	2465
Hose, 12'	Pump to Jack, Right Rear Top	1	Yellow Solid	2467
Hose, 16'	Pump to Jack, Left Front Top	1	Brown Solid	2471
Hose, 18'	Pump to Jack, Left Front Bottom	1	Brown Stripe	2473
Hose, 18'	Pump to Jack, Right Front Top	1	White Solid	2473

Options

Revisions

**JAYCO MY2020
ALANTE - 26X**



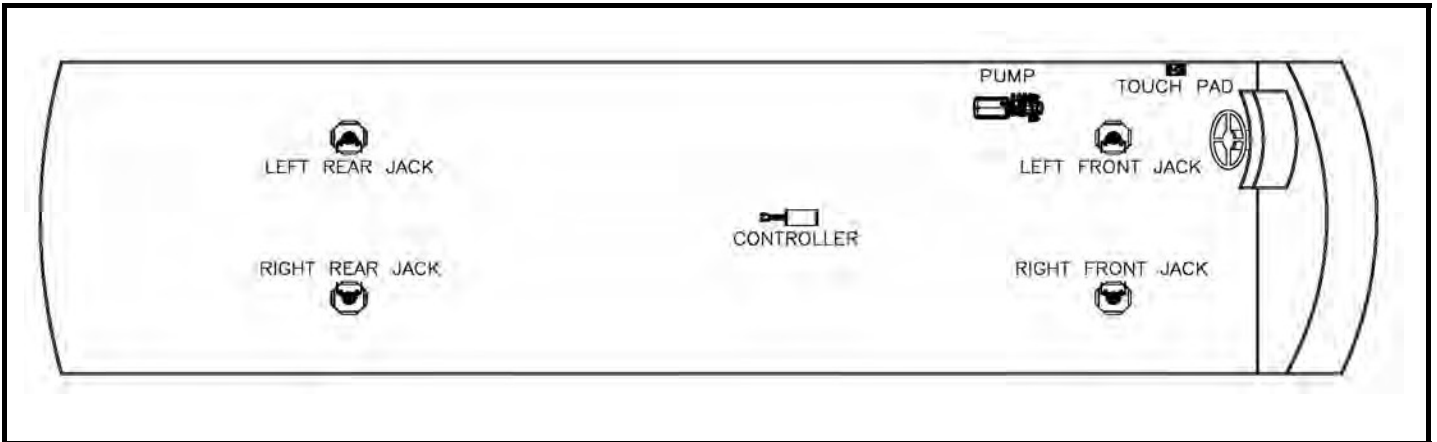
Notes:

Item, Length	Description / Location	Qty	Color	Equalizer Part No.
Kit	(Items listed below)	1		
Pump	4-Function, Jacks	1		7960KS
Jacks	7,500 lbs, 15" Stroke Jacks	4		7636
Control Panel	Located in dash left of driver	1		3197SBT
Harness	Connects Control Panel & Pump	1		6147
Hose Kit	Complete Set of Hoses	1		70109
Hose, 4'	Pump to Jack, Right Rear Top	1	Yellow Solid	2459
Hose, 4'	Pump to Jack, Right Rear Bottom	1	Yellow Stripe	2459
Hose, 8'	LR Jack Bottom to RR Jack Bottom	1	Orange/Yellow Stripe	2463
Hose, 8'	Pump to Jack, Left Rear Top	1	Orange Solid	2463
Hose, 12'	LF Jack Bottom to RF Jack Bottom	1	Brown/White Stripe	2467
Hose, 18'	Pump to Jack, Right Front Top	1	White Solid	2473
Hose, 18'	Pump to Jack, Right Front Bottom	1	White Stripe	2473
Hose, 22'	Pump to Jack, Left Front Top	1	Brown Solid	2476

Options

Revisions

**JAYCO MY2020
ALANTE - 27A**



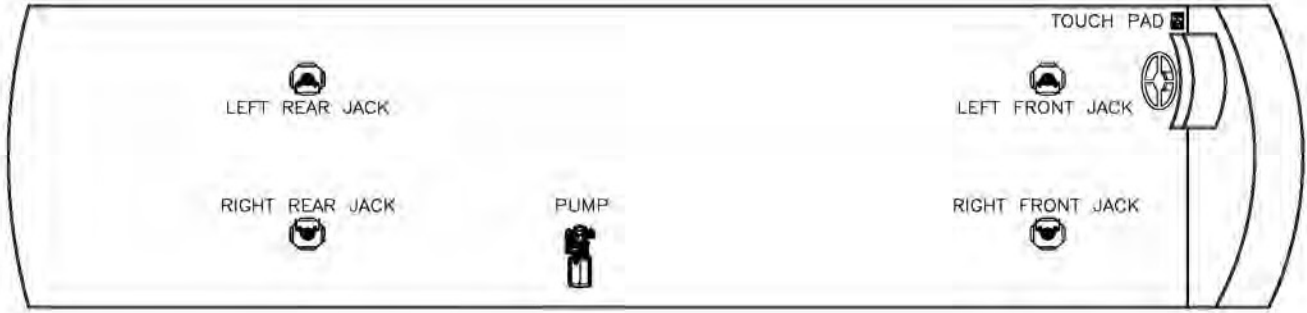
Notes:

Item, Length	Description / Location	Qty	Color	Equalizer Part No.
Kit	(Items listed below)	1		
Pump	4-Function, Jacks	1		7948KS
Jacks	7,500 lbs, 15" Stroke Jacks	4		7636
Control Panel	Located in dash left of driver	1		3197SBT
Harness	Connects Control Panel & Pump	1		6147
Hose Kit	Complete Set of Hoses	1		70239
Hose, 8'	Pump to Jack, Left Front Top	1	Brown Solid	2463
Hose, 8'	Pump to Jack, Left Front Bottom	1	Brown Stripe	2463
Hose, 8'	LR Jack Bottom to RR Jack Bottom	1	Orange/Yellow Stripe	2463
Hose, 12'	LF Jack Bottom to RF Jack Bottom	1	Brown/White Stripe	2467
Hose, 14'	Pump to Jack, Right Front Top	1	White Solid	2469
Hose, 16'	Pump to Jack, Left Rear Top	1	Orange Solid	2471
Hose, 18'	Pump to Jack, Left Rear Bottom	1	Orange Stripe	2473
Hose, 20'	Pump to Jack, Right Rear Top	1	Yellow Solid	2475

Options				

Revisions				

**JAYCO MY2020
ALANTE - 29S**




Notes:

Item, Length	Description / Location	Qty	Color	Equalizer Part No.
Kit	(Items listed below)	1		
Pump	4-Function, Jacks	1		7960KS
Jacks	7,500 lbs, 15" Stroke Jacks	4		7636
Control Panel	Located in dash left of driver	1		3197SBT
Harness	Connects Control Panel & Pump	1		6147
Hose Kit	Complete Set of Hoses	1		70111
Hose, 8'	LR Jack Bottom to RR Jack Bottom	1	Orange/Yellow Stripe	2463
Hose, 10'	Pump to Jack, Right Rear Top	1	Yellow Solid	2465
Hose, 10'	Pump to Jack, Right Rear Bottom	1	Yellow Stripe	2465
Hose, 12'	LF Jack Bottom to RF Jack Bottom	1	Brown/White Stripe	2467
Hose, 12'	Pump to Jack, Right Front Top	1	White Solid	2467
Hose, 14'	Pump to Jack, Right Front Bottom	1	White Stripe	2469
Hose, 14'	Pump to Jack, Left Rear Top	1	Orange Solid	2469
Hose, 16'	Pump to Jack, Left Front Top	1	Brown Solid	2471

Options

Revisions

**JAYCO MY2020
ALANTE - 29F, 31V**



Notes:

After May 10th, 2018 the controls were changed to Smart Level


Item, Length	Description / Location	Qty	Color	Equalizer Part No.
Kit	(Items listed below)	1		
Pump	4-Function, Jacks	1		7960KS
Jacks	7,500 lbs, 15" Stroke Jacks	4		7636
Control Panel	Located in dash left of driver	1		3197SBT
Harness	Connects Control Panel & Pump	1		6147
Hose Kit	Complete Set of Hoses	1		70110
Hose, 4'	Pump to Jack, Right Rear Top	1	Yellow Solid	2459
Hose, 4'	Pump to Jack, Right Rear Bottom	1	Yellow Stripe	2459
Hose, 8'	LR Jack Bottom to RR Jack Bottom	1	Orange/Yellow Stripe	2463
Hose, 8'	Pump to Jack, Left Rear Top	1	Orange Solid	2463
Hose, 12'	LF Jack Bottom to RF Jack Bottom	1	Brown/White Stripe	2467
Hose, 22'	Pump to Jack, Right Front Top	1	White Solid	2476
Hose, 22'	Pump to Jack, Right Front Bottom	1	White Stripe	2476
Hose, 24'	Pump to Jack, Left Front Top	1	Brown Solid	2478
Options				
Revisions				

Diagram illustrating the location of the pump and jacks on the rear of the vehicle:

- PUMP**: Located on the left side of the rear.
- LEFT REAR JACK**: Located on the left side of the rear.
- RIGHT REAR JACK**: Located on the right side of the rear.
- TOUCH PAD**: Located on the right side of the rear, near the wheel.
- LEFT FRONT JACK**: Located on the left side of the front.
- RIGHT FRONT JACK**: Located on the right side of the front.

[illegible][illegible]

**JAYCO MY2020
PRECEPT - 36A**



Notes:

[illegible]

The diagram shows a control panel with the following components:

- PUMP**: A button with a pump icon.
- LEFT REAR JACK**: A button with a jack icon.
- RIGHT REAR JACK**: A button with a jack icon.
- TOUCH PAD**: A rectangular touch pad with a small square icon.
- LEFT FRONT JACK**: A button with a jack icon.
- RIGHT FRONT JACK**: A button with a jack icon.

After May 10th, 2018 the controls were changed to Smart Level

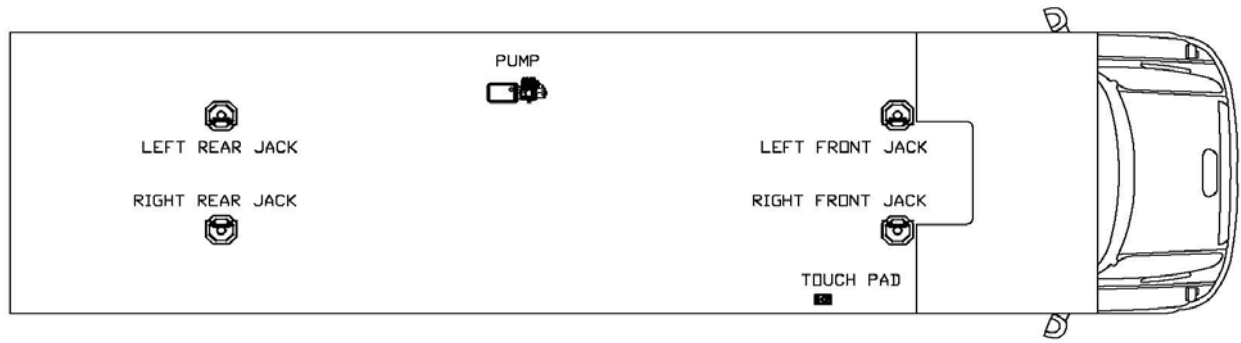
JAYCO 2020 PARTS CHART.xls 9/23/2019

The diagram shows a control panel with the following components:

- PUMP**: A button with a pump icon.
- LEFT REAR JACK**: A button with a jack icon.
- RIGHT REAR JACK**: A button with a jack icon.
- TOUCH PAD**: A rectangular touch pad.
- LEFT FRONT JACK**: A button with a jack icon.
- RIGHT FRONT JACK**: A button with a jack icon.

[illegible]

**JAYCO MY2021
SENECA - 37K, 37HJ, 37RB, 37TS, 37L
SENECA PRESTIGE-37K, 37L, 37M**



Notes:

Item, Length	Description / Location	Qty	Color	Equalizer Part No.
Kit	(Items listed below)	1		
Pump	4-Function, Jacks	1		7948KS
Jacks	12,000 lbs, 16" Stroke Jacks	4		7214
Control Panel	Located near entry door	1		3197SBT
Harness	Connects Control Panel & Pump	1		6133-30
Hose Kit	Complete Set of Hoses	1		7952
Hose, 8'	LF Jack Bottom to RF Jack Bottom	1	Brown/White Stripe	2463
Hose, 8'	LR Jack Bottom to RR Jack Bottom	1	Orange/Yellow Stripe	2463
Hose, 10'	Pump to Jack, Left Rear Top	1	Orange Solid	2465
Hose, 10'	Pump to Jack, Left Rear Bottom	1	Orange Stripe	2465
Hose, 12'	Pump to Jack, Right Rear Top	1	Yellow Solid	2467
Hose, 16'	Pump to Jack, Left Front Top	1	Brown Solid	2471
Hose, 18'	Pump to Jack, Left Front Bottom	1	Brown Stripe	2473
Hose, 18'	Pump to Jack, Right Front Top	1	White Solid	2473

Options

Revisions

**JAYCO MY2021
ALANTE - 26X**



Notes:

Item, Length	Description / Location	Qty	Color	Equalizer Part No.
Kit	(Items listed below)	1		
Pump	4-Function, Jacks	1		7960KS
Jacks	7,500 lbs, 15" Stroke Jacks	4		7636
Control Panel	Located in dash left of driver	1		3197SBT
Harness	Connects Control Panel & Pump	1		6147
Hose Kit	Complete Set of Hoses	1		70109
Hose, 4'	Pump to Jack, Right Rear Top	1	Yellow Solid	2459
Hose, 4'	Pump to Jack, Right Rear Bottom	1	Yellow Stripe	2459
Hose, 8'	LR Jack Bottom to RR Jack Bottom	1	Orange/Yellow Stripe	2463
Hose, 8'	Pump to Jack, Left Rear Top	1	Orange Solid	2463
Hose, 12'	LF Jack Bottom to RF Jack Bottom	1	Brown/White Stripe	2467
Hose, 18'	Pump to Jack, Right Front Top	1	White Solid	2473
Hose, 18'	Pump to Jack, Right Front Bottom	1	White Stripe	2473
Hose, 20'	Pump to Jack, Left Front Top	1	Brown Solid	2475

Options

Revisions

**JAYCO MY2021
ALANTE - 27A**



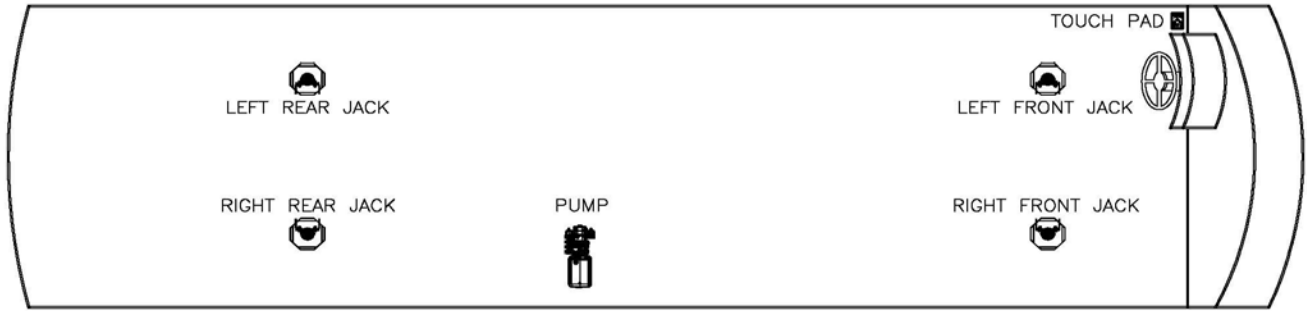
Notes:

Item, Length	Description / Location	Qty	Color	Equalizer Part No.
Kit	(Items listed below)	1		
Pump	4-Function, Jacks	1		7948KS
Jacks	7,500 lbs, 15" Stroke Jacks	4		7636
Control Panel	Located in dash left of driver	1		3197SBT
Harness	Connects Control Panel & Pump	1		6147
Hose Kit	Complete Set of Hoses	1		70239
Hose, 8'	Pump to Jack, Left Front Top	1	Brown Solid	2463
Hose, 8'	Pump to Jack, Left Front Bottom	1	Brown Stripe	2463
Hose, 8'	LR Jack Bottom to RR Jack Bottom	1	Orange/Yellow Stripe	2463
Hose, 12'	LF Jack Bottom to RF Jack Bottom	1	Brown/White Stripe	2467
Hose, 14'	Pump to Jack, Right Front Top	1	White Solid	2469
Hose, 16'	Pump to Jack, Left Rear Top	1	Orange Solid	2471
Hose, 18'	Pump to Jack, Left Rear Bottom	1	Orange Stripe	2473
Hose, 20'	Pump to Jack, Right Rear Top	1	Yellow Solid	2475

Options				

Revisions				

**JAYCO MY2021
ALANTE - 29S**



Notes:

Item, Length	Description / Location	Qty	Color	Equalizer Part No.
Kit	(Items listed below)	1		
Pump	4-Function, Jacks	1		7960KS
Jacks	7,500 lbs, 15" Stroke Jacks	4		7636
Control Panel	Located in dash left of driver	1		3197SBT
Harness	Connects Control Panel & Pump	1		6147
Hose Kit	Complete Set of Hoses	1		70111
Hose, 8'	LR Jack Bottom to RR Jack Bottom	1	Orange/Yellow Stripe	2463
Hose, 10'	Pump to Jack, Right Rear Top	1	Yellow Solid	2465
Hose, 10'	Pump to Jack, Right Rear Bottom	1	Yellow Stripe	2465
Hose, 12'	LF Jack Bottom to RF Jack Bottom	1	Brown/White Stripe	2467
Hose, 12'	Pump to Jack, Right Front Top	1	White Solid	2467
Hose, 14'	Pump to Jack, Right Front Bottom	1	White Stripe	2469
Hose, 14'	Pump to Jack, Left Rear Top	1	Orange Solid	2469
Hose, 16'	Pump to Jack, Left Front Top	1	Brown Solid	2471

Options

Revisions

Diagram illustrating the location of the jacks and pump on the underside of the vehicle:

- LEFT REAR JACK
- RIGHT REAR JACK
- PUMP
- LEFT FRONT JACK
- RIGHT FRONT JACK
- TOUCH PAD

After May 10th, 2018 the controls were changed to Smart Level

Revisions

A top-down diagram of the underside of the vehicle, showing the layout of the pump, jacks, and touch pad. The pump is located on the left side. The left rear jack is positioned below the pump. The right rear jack is located towards the center. The left front jack is on the right side, near the touch pad. The right front jack is positioned below the left front jack. The touch pad is located on the far right side, near the front of the vehicle.

[illegible][illegible]

**JAYCO MY2021
PRECEPT - 36A**



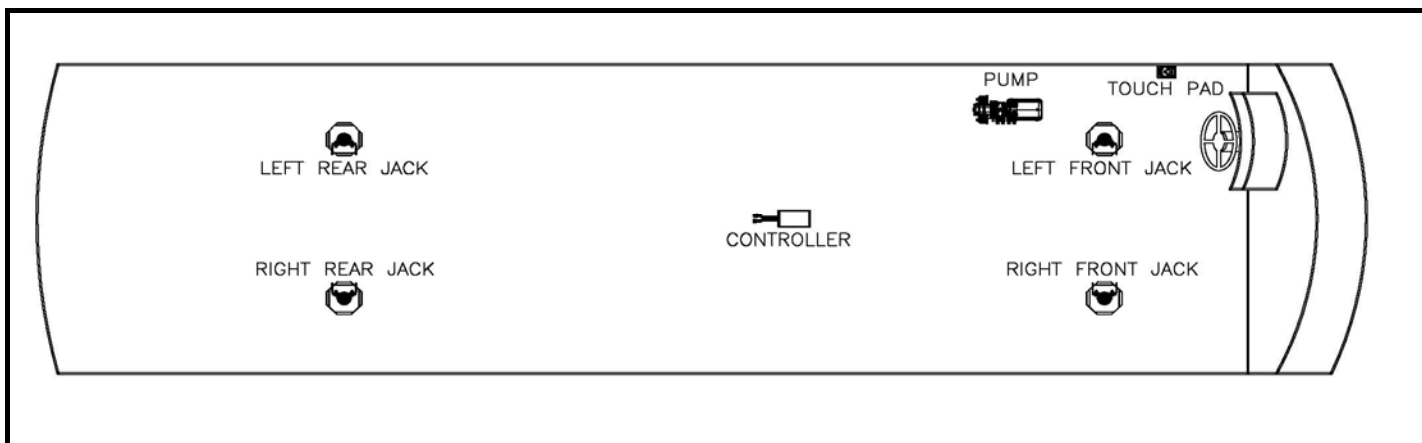
Notes:

[illegible]

After May 10th, 2018 the controls were changed to Smart Level

JAYCO 2021 PARTS CHART.xls 10/26/2021

**JAYCO MY2021
EMBARK - 39BH, 39T2, 37K
(Diesel)**



Notes:

Item, Length	Description / Location	Qty	Color	Equalizer Part No.
Kit	(Items listed below)	1		
Pump	4-Function, Jacks	1		7953KS
Jack	12,000 lbs, 16" Stroke	4		7214
Touch Pad	Located to the left of the drivers seat	1		3103
AL Controller	Attached to bottom of structure	1		2745U
Harness	Connects Pump to Controller	1		6799U
Harness	Connects Controller to Touch Pad	1		6800U
Hose Kit	Complete Set of Hoses	1		7547
Hose, 3'	Pump to Jack, Left Front Top	1	Brown Solid	2458
Hose, 4'	Pump to Jack, Left Front Bottom	1	Brown Stripe	2459
Hose, 8'	Pump to Jack, Right Front Top	1	White Solid	2463
Hose, 10'	Pump to Jack, Right Front Bottom	1	White Stripe	2465
Hose, 10'	LR Jack Bottom to RR Jack Bottom	1	Org. Stripe/Yel Stripe	2465
Hose, 34'	Pump to Jack, Right Rear Top	1	Yellow Solid	2484
Hose, 36'	Pump to Jack, Right Rear Bottom	1	Yellow Stripe	2486
Hose, 36'	Pump to Jack, Left Rear Top	1	Orange Solid	2486

Options

Revisions

Diagram illustrating the location of the touch pad and jacks within the vehicle's interior layout. The touch pad is located near the front passenger area, and the jacks are located near the rear of the vehicle.

- TOUCH PAD
- RIGHT FRONT JACK
- LEFT FRONT JACK
- PUMP
- RIGHT REAR JACK
- LEFT REAR JACK

Page 1 of 9 JAYCO 2022 PARTS CHART.xls 10/26/2021




Notes:

Item, Length	Description / Location	Qty	Color	Equalizer Part No.
Kit	(Items listed below)	1		
Pump	4-Function, Jacks	1		7960KS
Jacks	7,500 lbs, 15" Stroke Jacks	4		7636
Control Panel	Located in dash left of driver	1		3197SBT
Harness	Connects Control Panel & Pump	1		6147
Hose Kit	Complete Set of Hoses	1		70109
Hose, 4'	Pump to Jack, Right Rear Top	1	Yellow Solid	2459
Hose, 4'	Pump to Jack, Right Rear Bottom	1	Yellow Stripe	2459
Hose, 8'	LR Jack Bottom to RR Jack Bottom	1	Orange/Yellow Stripe	2463
Hose, 8'	Pump to Jack, Left Rear Top	1	Orange Solid	2463
Hose, 12'	LF Jack Bottom to RF Jack Bottom	1	Brown/White Stripe	2467
Hose, 18'	Pump to Jack, Right Front Top	1	White Solid	2473
Hose, 18'	Pump to Jack, Right Front Bottom	1	White Stripe	2473
Hose, 20'	Pump to Jack, Left Front Top	1	Brown Solid	2475

Options

Revisions

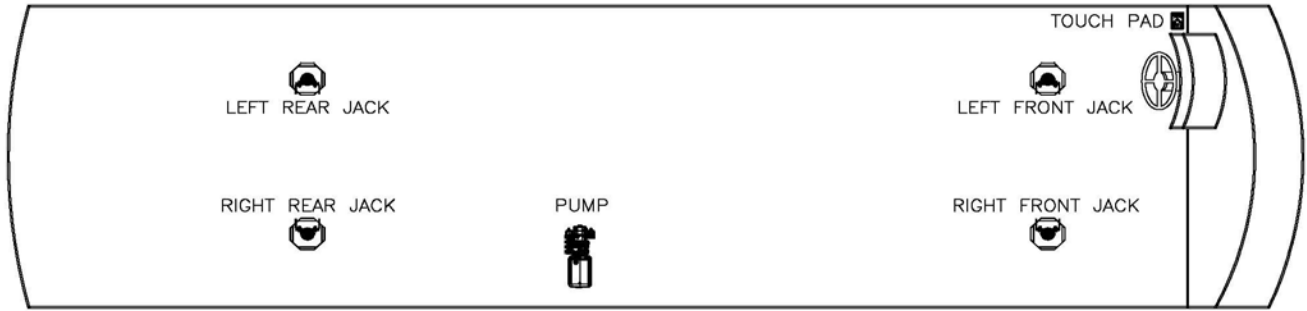


Notes:

Item, Length	Description / Location	Qty	Color	Equalizer Part No.
Kit	(Items listed below)	1		
Pump	4-Function, Jacks	1		7948KS
Jacks	7,500 lbs, 15" Stroke Jacks	4		7636
Control Panel	Located in dash left of driver	1		3197SBT
Harness	Connects Control Panel & Pump	1		6147
Hose Kit	Complete Set of Hoses	1		70239
Hose, 8'	Pump to Jack, Left Front Top	1	Brown Solid	2463
Hose, 8'	Pump to Jack, Left Front Bottom	1	Brown Stripe	2463
Hose, 8'	LR Jack Bottom to RR Jack Bottom	1	Orange/Yellow Stripe	2463
Hose, 12'	LF Jack Bottom to RF Jack Bottom	1	Brown/White Stripe	2467
Hose, 14'	Pump to Jack, Right Front Top	1	White Solid	2469
Hose, 16'	Pump to Jack, Left Rear Top	1	Orange Solid	2471
Hose, 18'	Pump to Jack, Left Rear Bottom	1	Orange Stripe	2473
Hose, 20'	Pump to Jack, Right Rear Top	1	Yellow Solid	2475

Options

Revisions



Notes:

Item, Length	Description / Location	Qty	Color	Equalizer Part No.
Kit	(Items listed below)	1		
Pump	4-Function, Jacks	1		7960KS
Jacks	7,500 lbs, 15" Stroke Jacks	4		7636
Control Panel	Located in dash left of driver	1		3197SBT
Harness	Connects Control Panel & Pump	1		6147
Hose Kit	Complete Set of Hoses	1		70111
Hose, 8'	LR Jack Bottom to RR Jack Bottom	1	Orange/Yellow Stripe	2463
Hose, 10'	Pump to Jack, Right Rear Top	1	Yellow Solid	2465
Hose, 10'	Pump to Jack, Right Rear Bottom	1	Yellow Stripe	2465
Hose, 12'	LF Jack Bottom to RF Jack Bottom	1	Brown/White Stripe	2467
Hose, 12'	Pump to Jack, Right Front Top	1	White Solid	2467
Hose, 14'	Pump to Jack, Right Front Bottom	1	White Stripe	2469
Hose, 14'	Pump to Jack, Left Rear Top	1	Orange Solid	2469
Hose, 16'	Pump to Jack, Left Front Top	1	Brown Solid	2471

Options

Revisions

JAYCO MY2022
ALANTE - 29F, 31V



Notes:


After May 10th, 2018 the controls were changed to Smart Level

[illegible]

A top-down diagram of the underside of the vehicle, showing the layout of the pump, jacks, and touch pad. The pump is located on the left side. The left rear jack is positioned below the pump, and the right rear jack is positioned to the right of the left rear jack. The left front jack is located on the right side, near the front of the vehicle, and the right front jack is positioned below it. The touch pad is located on the far right side, near the front of the vehicle.

[illegible][illegible]

JAYCO MY2022
PRECEPT - 36A, 36C



Notes:

Item, Length	Description / Location	Qty	Color	Equalizer Part No.
Kit	(Items listed below)	1		
Pump	4-Function, Jacks	1		7948KS
Jacks	7,500 lbs, 15" Stroke Jacks	4		7636
Control Panel	Located in dash left of driver	1		3197SBT
Harness	Connects Control Panel & Pump	1		6147
Hose Kit	Complete Set of Hoses	1		70091
Hose, 8'	LR Jack Bottom to RR Jack Bottom	1	Orange/Yellow Stripe	2463
Hose, 14'	Pump to Jack, Left Rear Top	1	Orange Solid	2469
Hose, 14'	Pump to Jack, Left Rear Bottom	1	Orange Stripe	2469
Hose, 14'	Pump to Jack, Right Rear Top	1	Yellow Solid	2469
Hose, 12'	LF Jack Bottom to RF Jack Bottom	1	Brown/White Stripe	2467
Hose, 36'	Pump to Jack, Left Front Top	1	Brown Solid	2486
Hose, 36'	Pump to Jack, Left Front Bottom	1	Brown Stripe	2486
Hose, 40'	Pump to Jack, Right Front Top	1	White Solid	2490

Options				

Revisions				

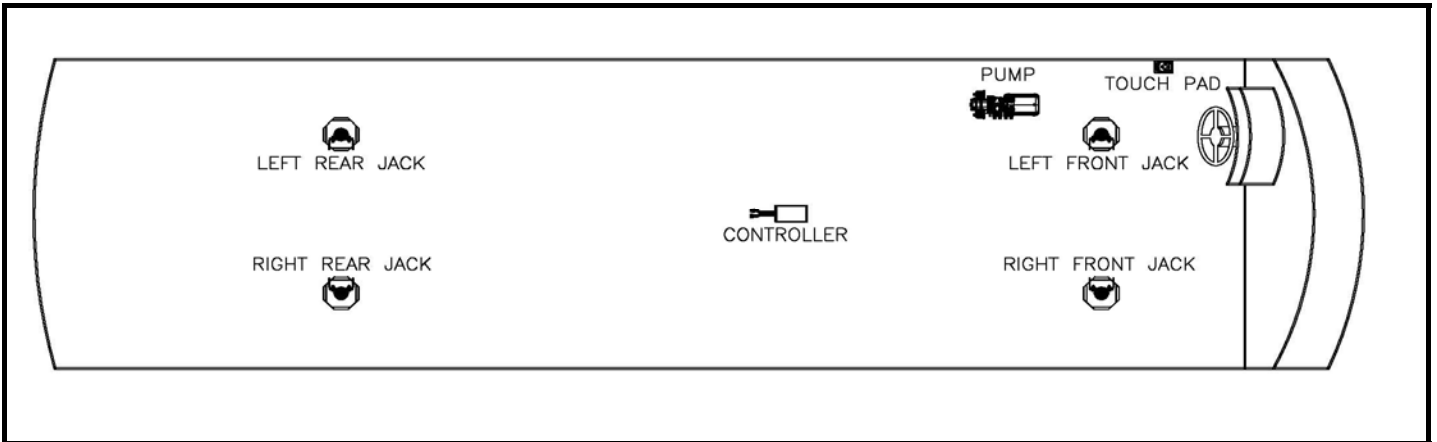
Diagram illustrating the location of the pump and jacks on the underside of the vehicle:

- PUMP**: Located on the left side.
- LEFT REAR JACK**: Located on the left side, rear.
- RIGHT REAR JACK**: Located on the right side, rear.
- LEFT FRONT JACK**: Located on the left side, front.
- RIGHT FRONT JACK**: Located on the right side, front.
- TOUCH PAD**: Located on the right side, front, near the wheel.

After May 10th, 2018 the controls were changed to Smart Level

[illegible]

JAYCO MY2022
EMBARK - 39BH, 39T2, 37K
(Diesel)

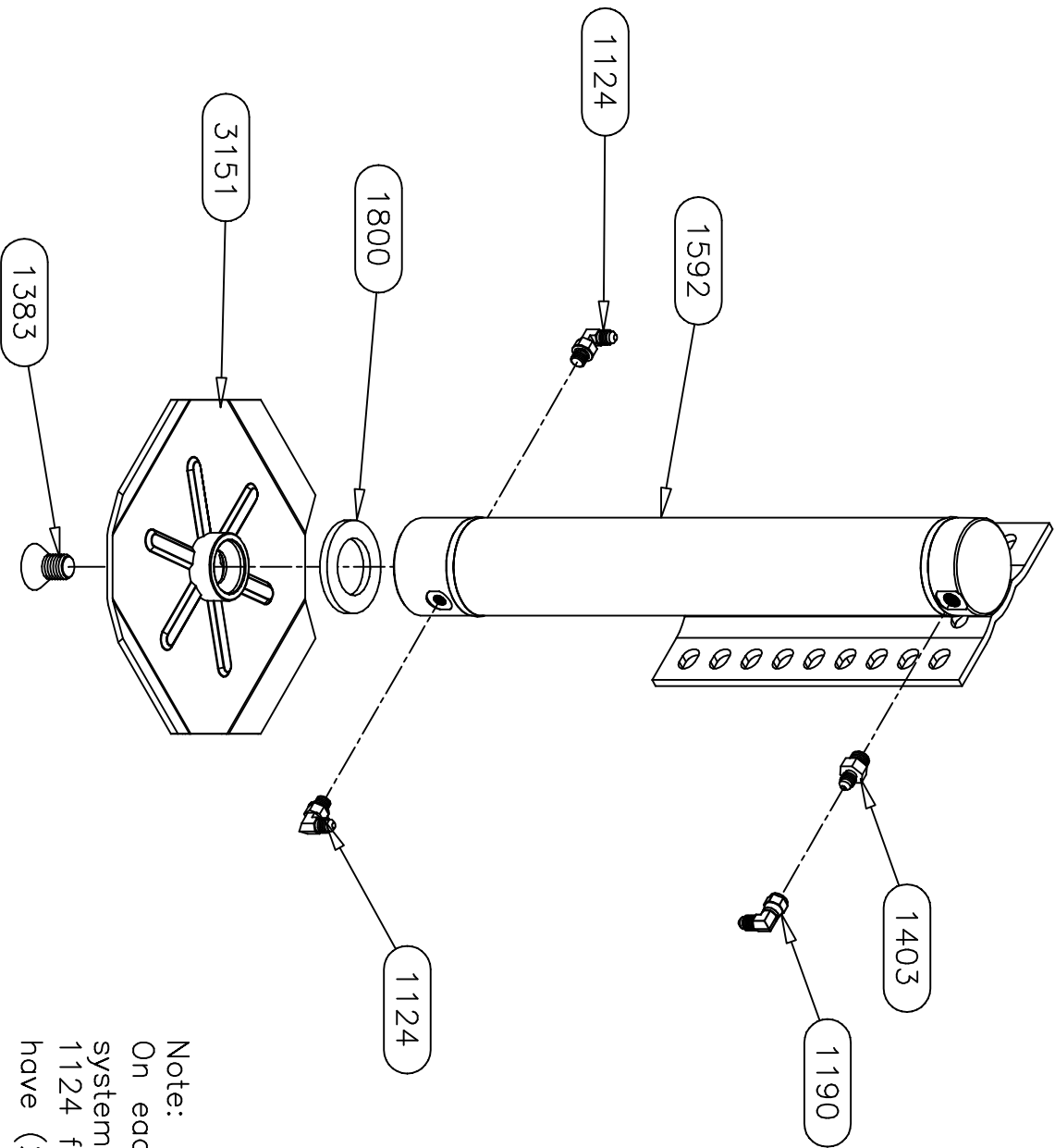


Notes:

Item, Length	Description / Location	Qty	Color	Equalizer Part No.
Kit	(Items listed below)	1		
Pump	4-Function, Jacks	1		7953KS
Jack	12,000 lbs, 16" Stroke	4		7214
Touch Pad	Located to the left of the drivers seat	1		3103
AL Controller	Attached to bottom of structure	1		2745U
Harness	Connects Pump to Controller	1		6799U
Harness	Connects Controller to Touch Pad	1		6800U
Hose Kit	Complete Set of Hoses	1		7547
Hose, 3'	Pump to Jack, Left Front Top	1	Brown Solid	2458
Hose, 4'	Pump to Jack, Left Front Bottom	1	Brown Stripe	2459
Hose, 8'	Pump to Jack, Right Front Top	1	White Solid	2463
Hose, 10'	Pump to Jack, Right Front Bottom	1	White Stripe	2465
Hose, 10'	LR Jack Bottom to RR Jack Bottom	1	Org. Stripe/Yel Stripe	2465
Hose, 34'	Pump to Jack, Right Rear Top	1	Yellow Solid	2484
Hose, 36'	Pump to Jack, Right Rear Bottom	1	Yellow Stripe	2486
Hose, 36'	Pump to Jack, Left Rear Top	1	Orange Solid	2486

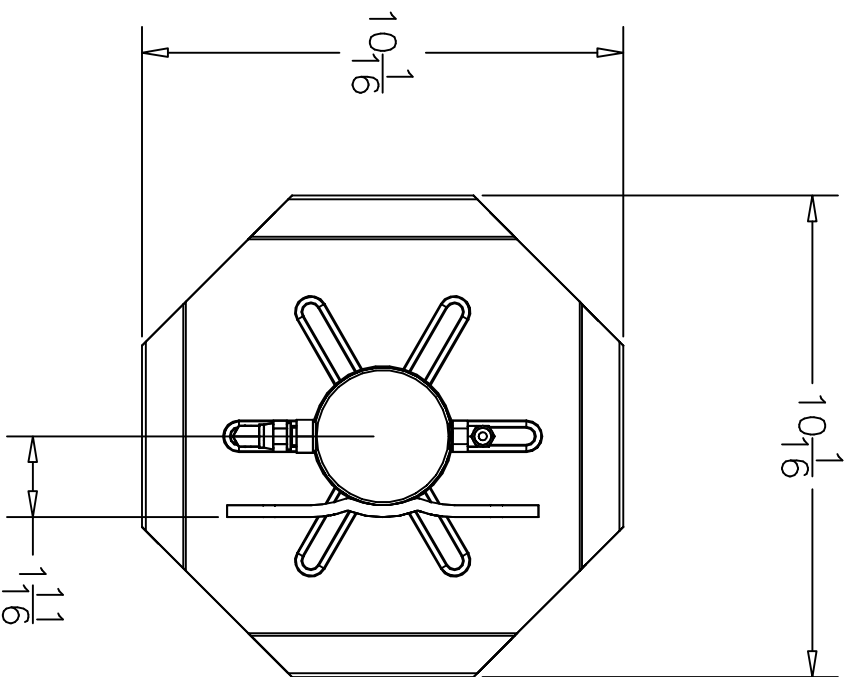
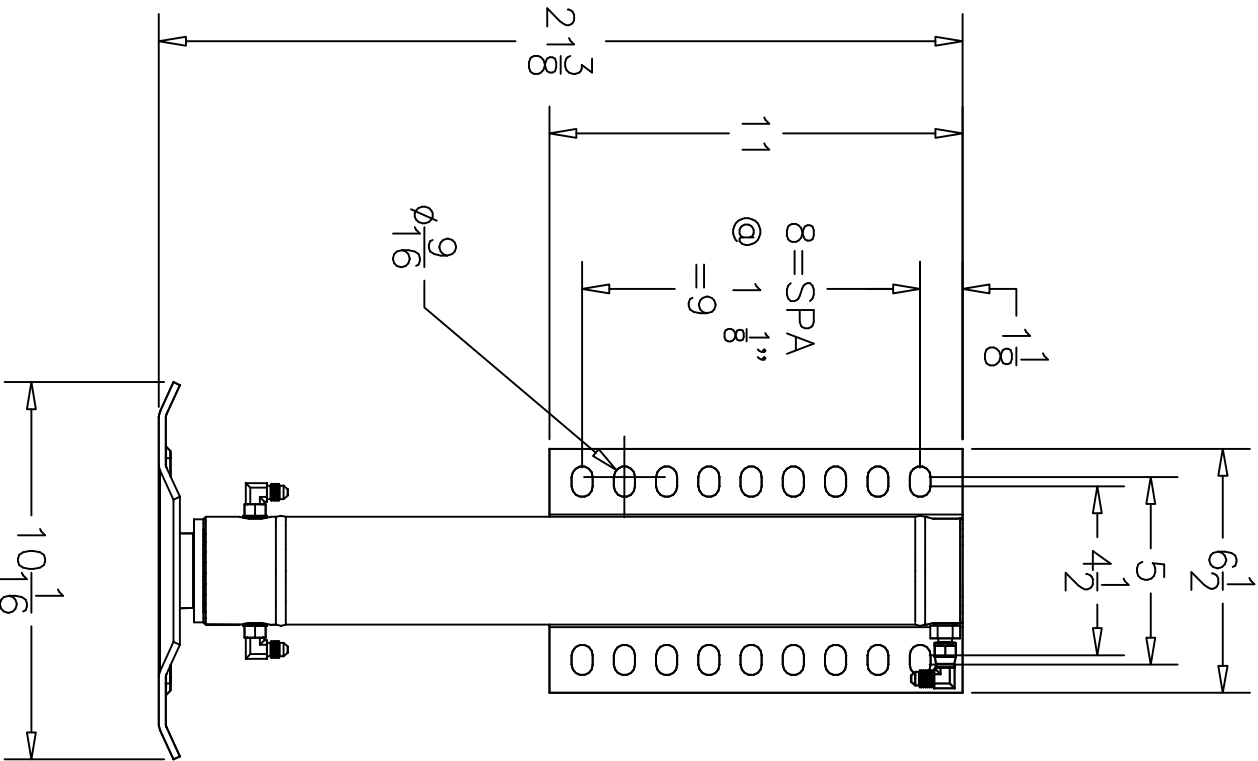
Options				

Revisions				



Note:
On each pair of jacks in this system, one jack will have (1) 1124 fitting and the other will have (2) 1124 fittings.

55169 COUNTRY ROAD 3 ELKHART, IN 46515			#		REVISIONS		BY:		DATE:		UNLESS OTHERWISE SPECIFIED:		TITLE		USED ON:	
<i>Equalizer</i>											TOLERANCES:		SL 16 S LEG ASSEMBLY		JAYCO SENECA	
NOTICE - This drawing, including principles of design, is the property of Doye Corporation, Elkhart, Indiana, with the agreement that it is not to be reproduced, copied, or loaned in any manner that may constitute a detriment directly or indirectly to Doye Corporation. Acceptance of this will be construed as an agreement of the above.											.XXX ± 0.010		SIZE SCALE MATERIAL		NOTED	
											.XX ± 0.030		A 1:1 A S			
											ANG. ± 1/2"		DRW BY: DATE:		PART NAME:	
											REMOVE ALL BURRS AND SHARP EDGES .015 MAX		SU 12/9/14		SL 16 S LEG ASSEMBLY	
													AP'D BY DATE:		PAGE: 2 OF 3	
															DWG NO.: P7214-7949	
															REV: -	



Equalizer

55169 COUNTRY ROAD 3
ELKHART, IN 46515

#

REVISIONS

BY:

DATE:

UNLESS OTHERWISE SPECIFIED:
TOLERANCES:
.XXX ± 0.010
.XX ± 0.030
.X ± 1/2"
REMOVE ALL BURRS AND SHARP EDGES .015 MAX

TITLE

SL 16 S LEG ASSEMBLY

USED ON:

JAYCO SENECA

SIZE SCALE MATERIAL

A 1:1 AS

NOTED

DRW BY: DATE:

SU 12/9/14

PART NAME:

SL 16 S LEG ASSEMBLY

PAGE: 3 OF 3 DWG NO.: P7214-7949

REV:

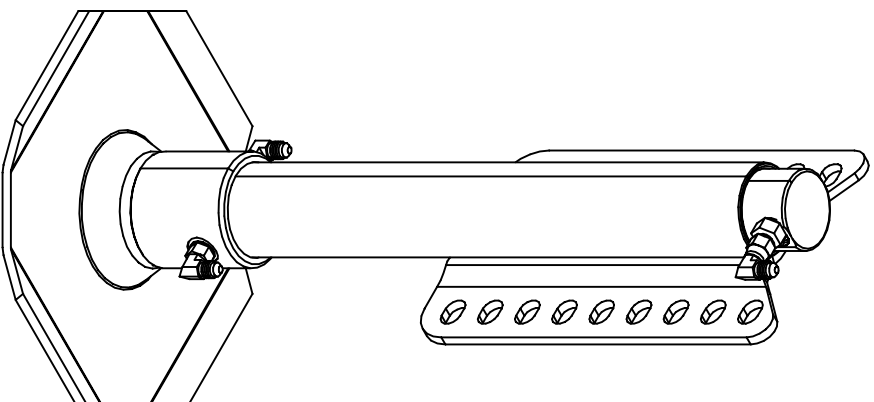
NOTICE - This drawing, including principles of design, is the property of Doye Corporation, Elkhart, Indiana, with the agreement that it is not to be reproduced, copied, or loaned in any manner that may constitute a detriment directly or indirectly to Doye Corporation. Acceptance of this will be construed as an agreement of the above.

PART #	DESCRIPTION	QUAN
--------	-------------	------

1383	SCREW-3/4-10 X 1 1/4 FHSCS Z	1
1683	FOOT-10 X 10 OCTAGON	1
1800	CUSHION-DAMPENING RING-SMALL/THICK	1
2943	CYLINDER-2 X 15 SL	1
REQUIRED JACK FITTINGS FOR FOUR LEGS		
1124	FITTING-#4 JIC X #4 OR MALE 90	6
1190	FITTING-#4 X #4 JIC SWIVEL 90	4
1403	FITTING-RESTRICTOR #6 X #4	4

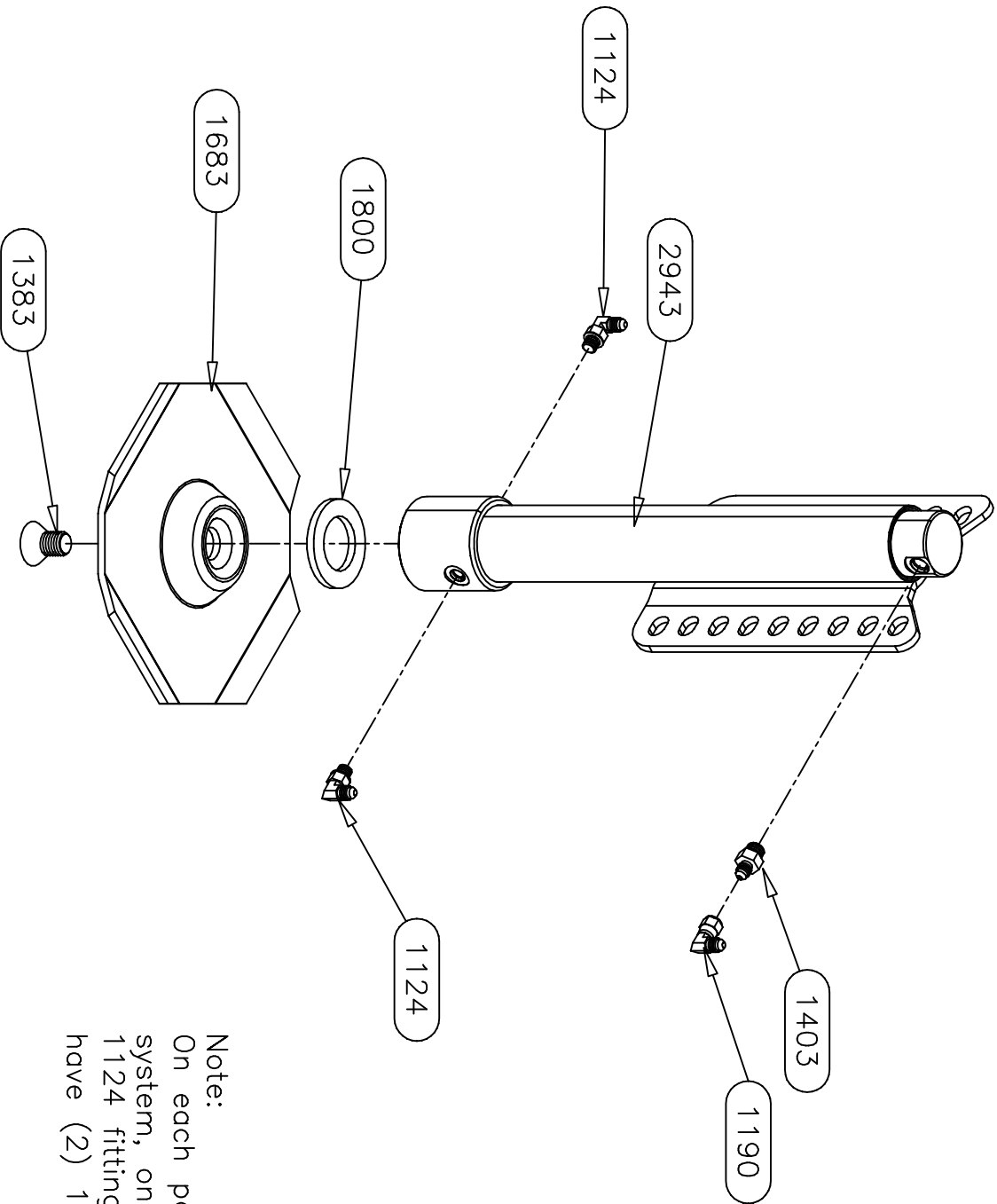
1124	FITTING-#4 JIC X #4 OR MALE 90	6
------	--------------------------------	---

1190	FITTING-#4 X #4 JIC SWIVEL 90	4
1403	FITTING-RESTRICTOR #6 X #4	4

[illegible]

WarPrantny authorization must come directly from Equalizer Systems. (800) 846-9659.

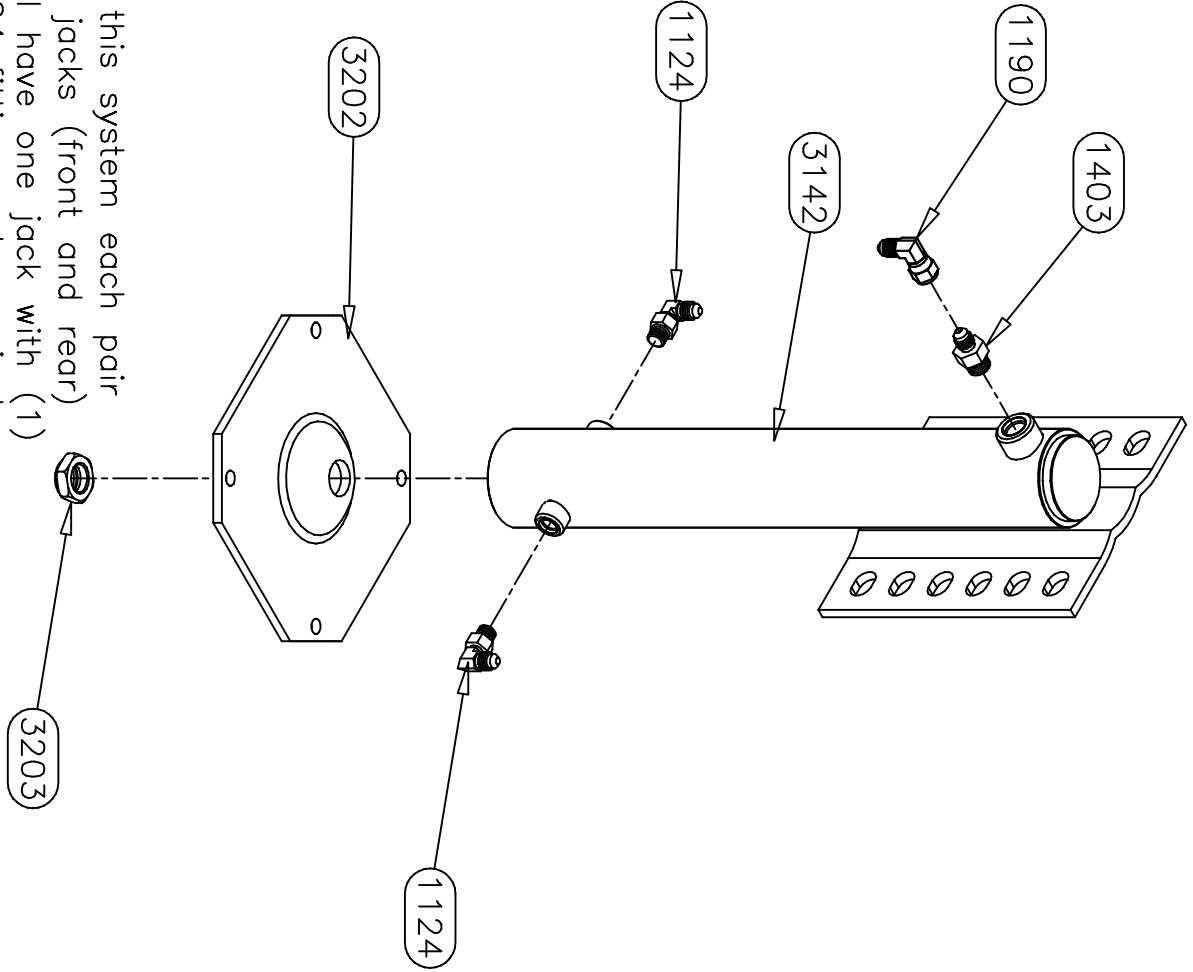
<i>Equalizer</i>		55169 COUNTY ROAD 3 ELKHART, IN 46515	
#		REVISIONS	
		BY:	DATE:
NOTICE - This drawing, including principles of design, is the property of Days Corporation, Elkhart, Indiana, with the agreement that it is not to be reproduced, copied, or loaned in any manner that may constitute a detriment directly or indirectly to Days Corporation. Acceptance of this will be construed as an agreement of the above.		UNLESS OTHERWISE SPECIFIED: TOLERANCES: .XXX ± 0.010 .XX ± 0.010 .X ± 0.030 ANG. ± 1/2 REMOVE ALL BURRS AND SHARP EDGES .015 MAX	
TITLE	15 S LEG ASSEMBLY	USED ON:	JAYCO/ENTEGRA
SIZE SCALE	MATERIAL	NOTED	
A 1:1	A S		
DRW BY:	DATE:	PART NAME:	
SJ	9/6/17	SL 15 S LEG ASSEMBLY	
APPD BY:	DATE:	DWG NO.:	
—	—	1 OF 2	P7636
		REV	—



Note:
On each pair of jacks in this system, one jack will have (1) 1124 fitting and the other will have (2) 1124 fittings.

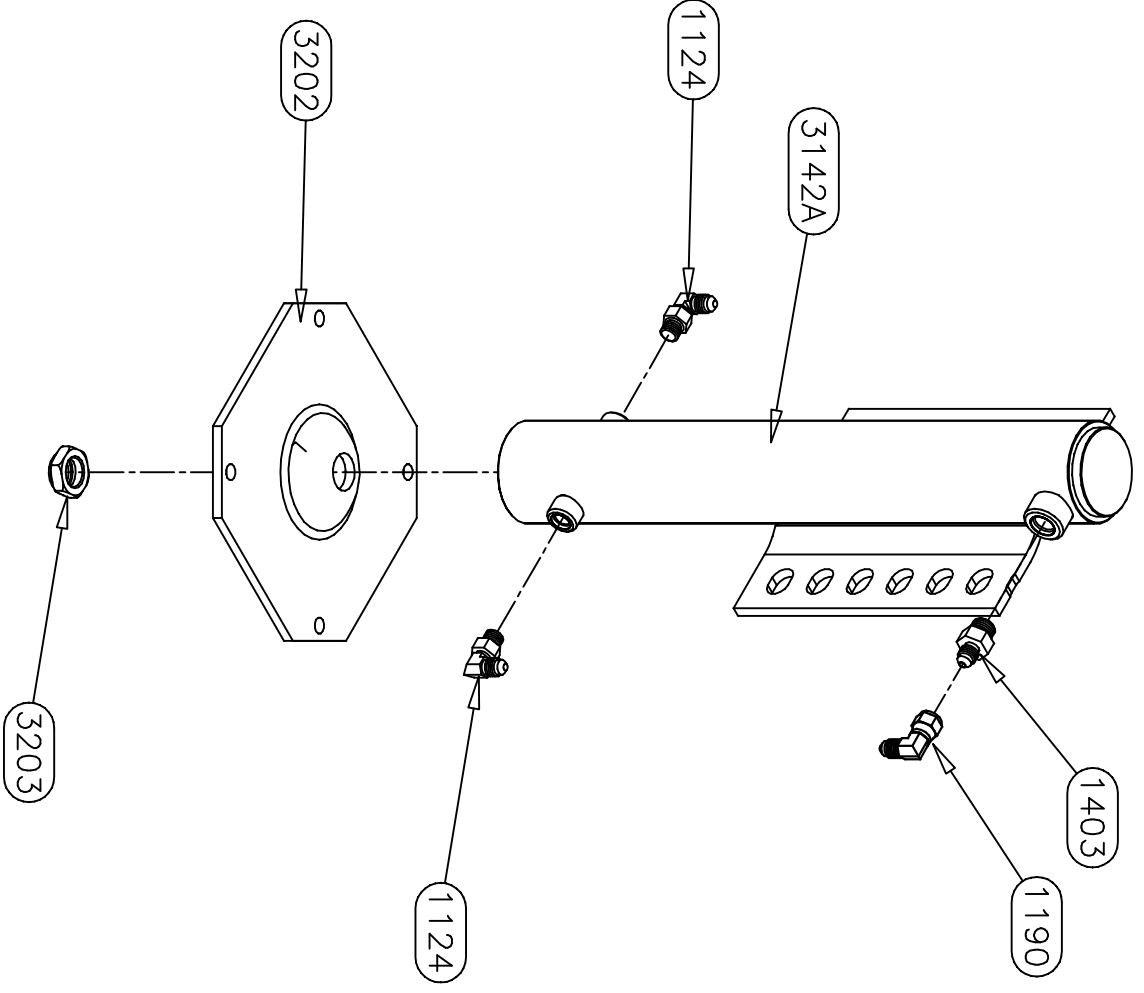
Equalizer		55169 COUNTRY ROAD 3 ELKHART, IN 46515		#	REVISIONS	BY:	DATE:	UNLESS OTHERWISE SPECIFIED:	TITLE	USED ON:	
NOTICE - This drawing, including principles of design, is the property of Doye Corporation, Elkhart, Indiana, with the agreement that it is not to be reproduced, copied, or loaned in any manner that may constitute a detriment directly or indirectly to Doye Corporation. Acceptance of this will be construed as an agreement of the above.								TOLERANCES:	SL 15 S LEG ASSEMBLY	JAYCO/ENTEGRA	
									SIZE SCALE MATERIAL		
									A 1:1 A S		
									DRW BY: DATE:	NOTED	
									SJ 9/6/17	PART NAME:	
									AP'D BY: DATE:	SL 15 S LEG ASSEMBLY	
									REMOVE ALL BURRS AND SHARP EDGES .015 MAX	PAGE: 2 OF 2	
										DWG NO.: P7636	
										REV: -	

7842 REAR JACKS



In this system each pair of jacks (front and rear) will have one jack with (1) 1124 fitting and one jack with (2) 1124 fittings.

7842A FRONT JACKS

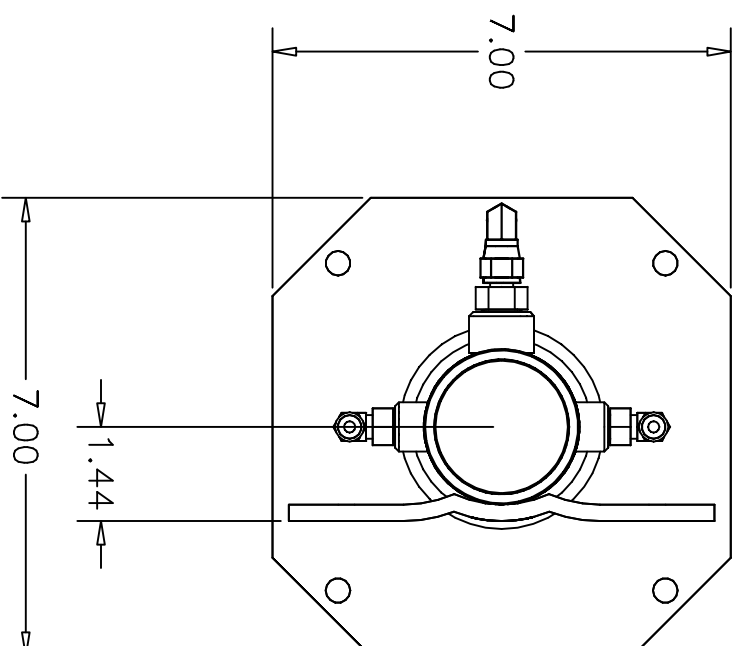
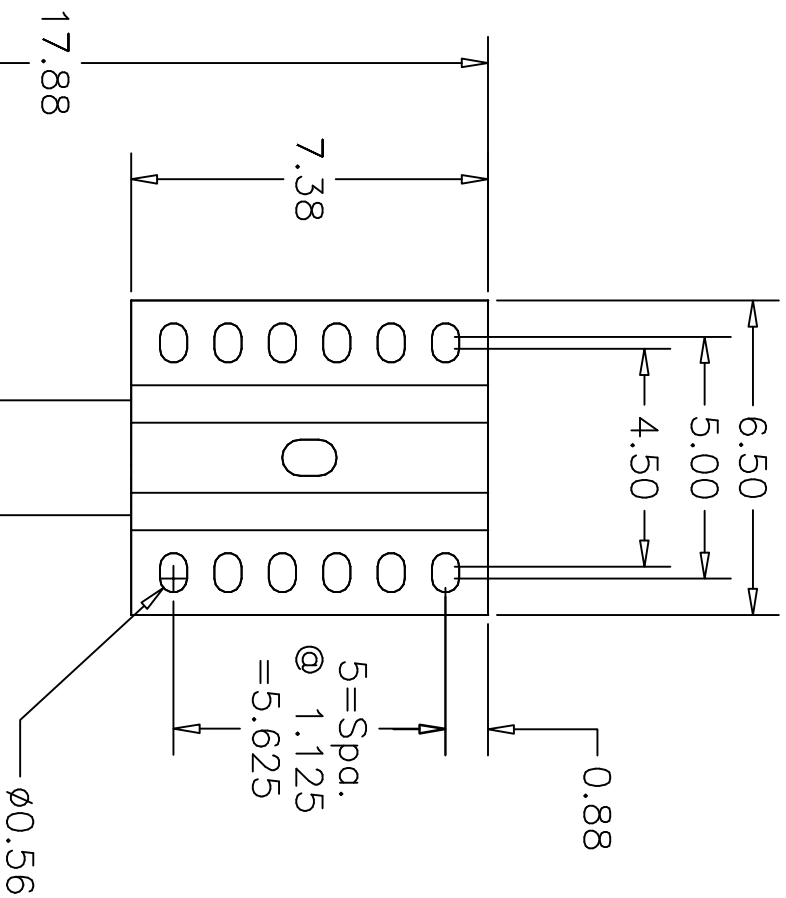


Equalizer
55169 COUNTRY ROAD 3
ELKHART, IN 46515

NOTICE - This drawing, including principles of design, is the property of Doye Corporation, Elkhart, Indiana, with the agreement that it is not to be reproduced, copied, or loaned in any manner that may constitute a detriment directly or indirectly to Doye Corporation. Acceptance of this will be construed as an agreement of the above.

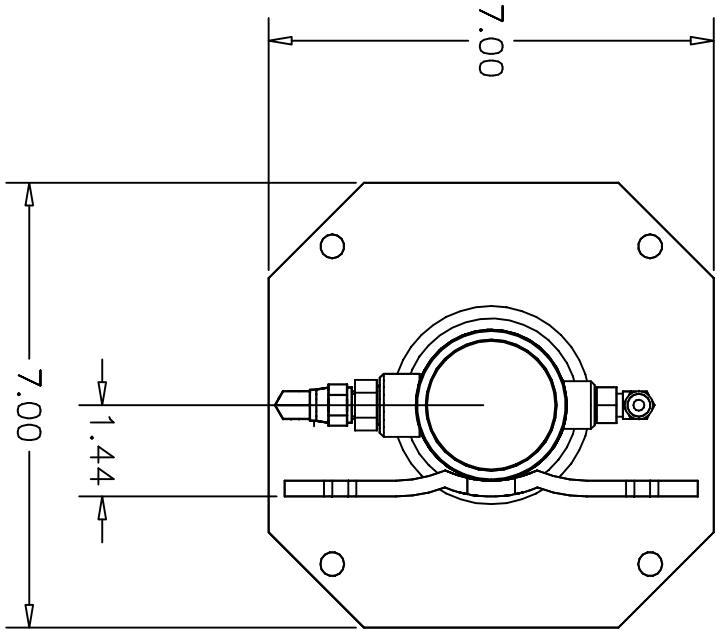
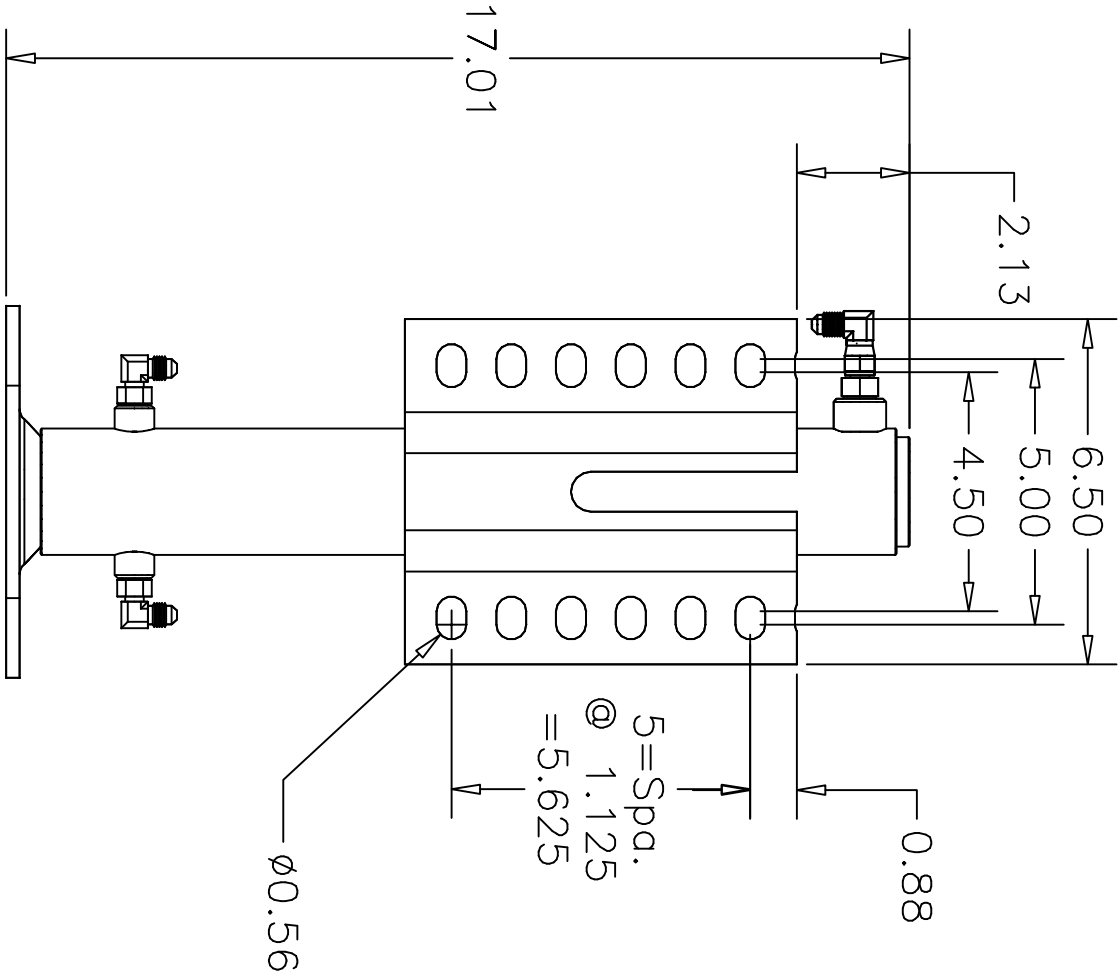
#		REVISIONS		BY:	DATE:	TITLE		USED ON:	
						SL 13 LEG ASSEMBLIES	JAYCO CLASS C		
						SIZE SCALE MATERIAL	NOTED		
						A 1:1 AS			
						DRW BY: SU	DATE: 12/9/14	PART NAME: SL 13 HP-SL 13 LP LEG ASSEMBLIES	
						AP'D BY: DATE:		PAGE: 2 OF 4	REV:
						REMOVE ALL BURRS AND SHARP EDGES .015 MAX		PWG NO.: P7842-7842A	

7842 REAR JACKS



Equalizer		55169 COUNTRY ROAD 3 ELKHART, IN 46515	
#	REVISIONS	BY:	DATE:
NOTICE - This drawing, including principles of design, is the property of Days Corporation, Elkhart, Indiana, with the agreement that it is not to be reproduced, copied, or loaned in any manner that may constitute a detriment directly or indirectly to Days Corporation. Acceptance of this will be construed as an agreement of the above.			
UNLESS OTHERWISE SPECIFIED:		TITLE	
TOLERANCES:		SL 13 LEG ASSEMBLIES	
XXX ± 0.010		SIZE SCALE MATERIAL	
XX ± 0.010		A 1: 1	
X ± 0.010		DRAW BY: DATE:	
ANG. ± 1/2		12/9/14	
REMOVE ALL BURS AND SHARP EDGES .015 MAX		PART NAME:	
		SL 13 HP-SL 13 LP LEG ASSEMBLIES	
		PAGE: 3 OF 4	
		DWG NO.: P7842-7842A	
		REV: -	
		USED ON: JAYCO CLASS C	
		NOTED	

7842A FRONT JACKS



Equalizer

55169 COUNTRY ROAD 3
ELKHART, IN 46515

#

REVISIONS

BY:

DATE:

UNLESS OTHERWISE
SPECIFIED:
TOLERANCES:
.XXX ± 0.010
.XX ± 0.030
.X ANG. ± 1/2°
REMOVE ALL BURRS AND
SHARP EDGES .015 MAX

TITLE

SL 13 LEG ASSEMBLIES

SIZE SCALE MATERIAL
A 1:1 AS

DRW BY: DATE:
SU 12/9/14

NOTED

PART NAME:
SL 13 HP-SL 13 LP LEG ASSEMBLIES

PAGE:
4 OF 4

DWG NO.:
P7842-7842A

USED ON:

JAYCO CLASS C

REV:

NOTICE - This drawing, including principles of design, is the property of Doye Corporation, Elkhart, Indiana, with the agreement that it is not to be reproduced, copied, or loaned in any manner that may constitute a detriment directly or indirectly to Doye Corporation. Acceptance of this will be construed as an agreement of the above.

Warranty authorization must come directly from Equalizer Systems. (800) 846-9659.

Equalizer

55169 COUNTRY ROAD 3
ELKHART, IN 46515

NOTICE - This drawing, including principles of design, is the property of Dye's Corporation, Elkhart, Indiana, with the agreement that it is not to be reproduced, copied, or loaned in any manner that may constitute a detriment directly or indirectly to Dye's Corporation. Acceptance of this will be construed as an agreement of the above.

#

REVISIONS

BY:

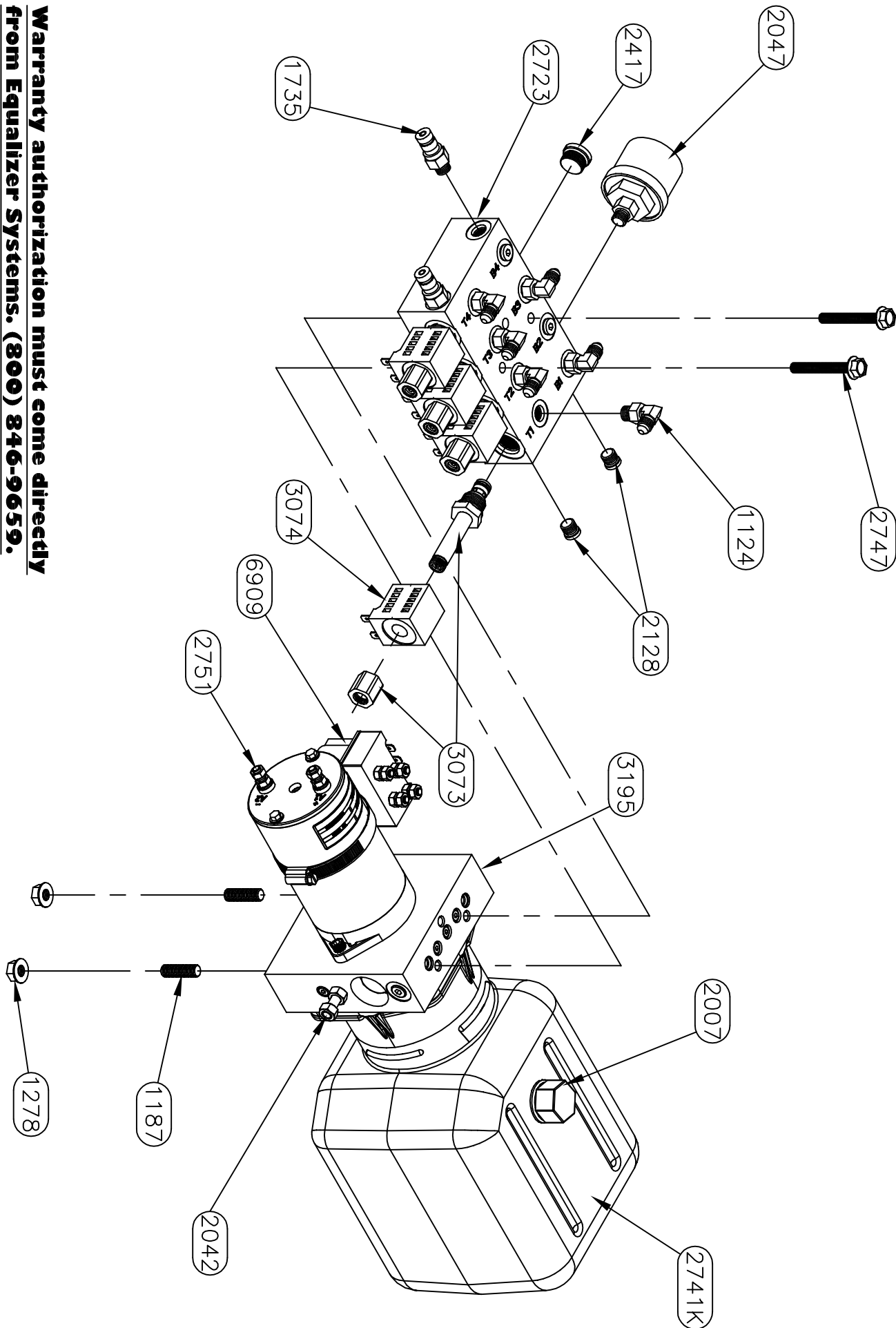
DATE:

UNLESS OTHERWISE SPECIFIED:
TOLERANCES:
.XXX ± 0.010
.XX ± 0.010
.X ± 0.030
ANG. ± 1/2°
REMOVE ALL BURRS AND SHARP EDGES .015 MAX

TITLE
4 FUNCTION PUMP
SIZE SCALE MATERIAL

USED ON:
JAYCO REDHAWK & GREYHAWK

DRW BY:	DATE:	PART NAME:
SU	12/10/14	PUMP & MAN 4 FUNC BIROT 3 IN-FRD
AP'D BY	DATE:	PAGE: 2 OF 2
—	—	7948
REV:	—	—

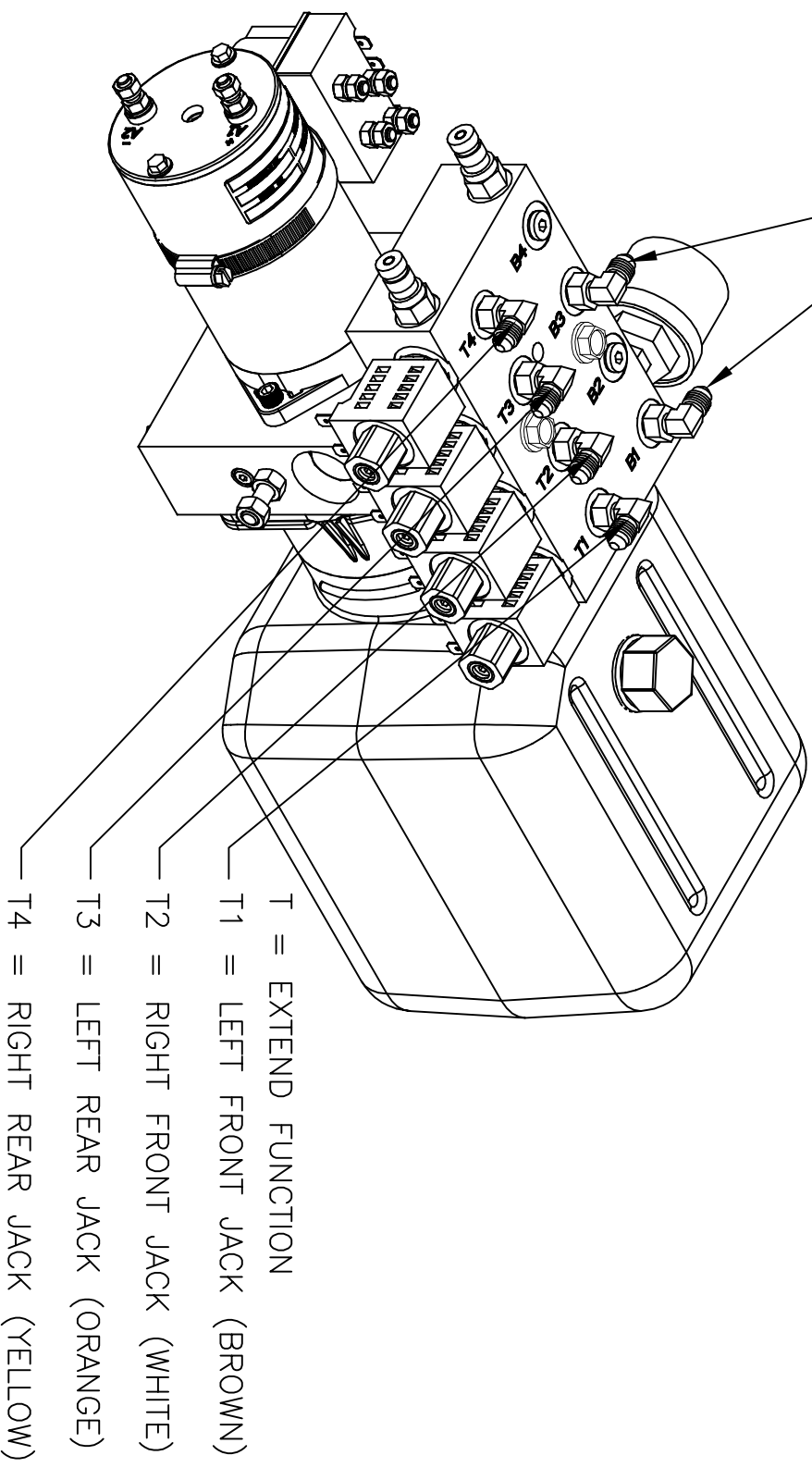


HYDRAULIC HOSE CONNECTIONS 7948 PUMP

B = RETRACT FUNCTION

B1 = LEFT FRONT JACK
(BROWN/BLACK)

B3 = LEFT REAR JACK
(ORANGE/BLACK)



T = EXTEND FUNCTION

T1 = LEFT FRONT JACK (BROWN)

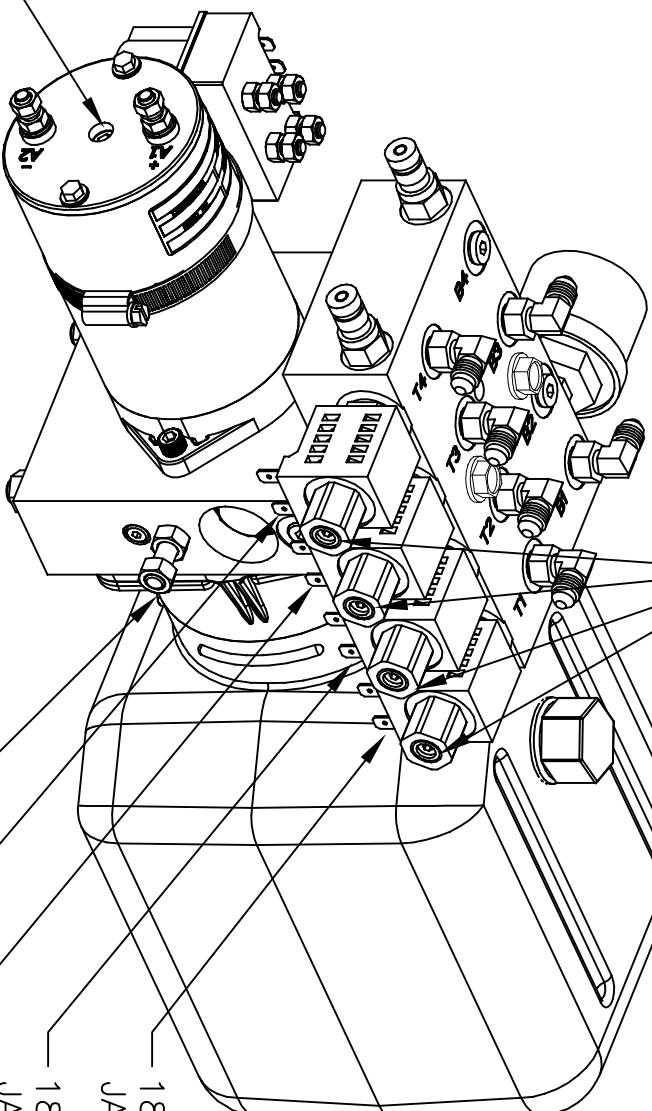
T2 = RIGHT FRONT JACK (WHITE)

T3 = LEFT REAR JACK (ORANGE)

T4 = RIGHT REAR JACK (YELLOW)

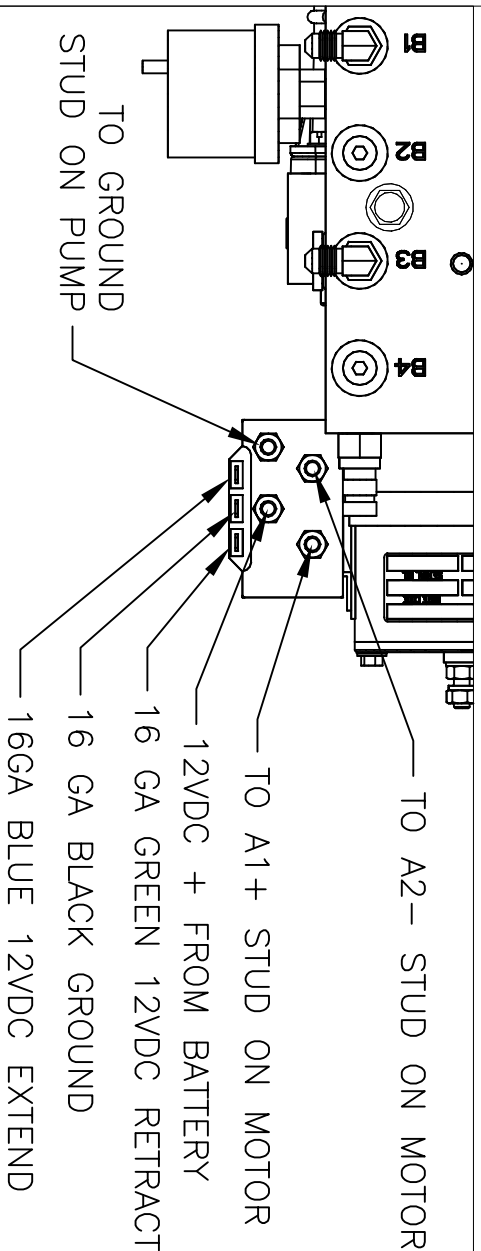
7948 PUMP WIRING

MANUAL OVERRIDE SCREWS



1/4" ALLEN SOCKET MANUAL
OVERRIDE LOCATED UNDER
STICKER

18GA BROWN 12VDC LEFT FRONT
JACK-16GA BLACK GROUND
18GA WHITE 12VDC RIGHT FRONT
JACK-16GA BLACK GROUND
18GA ORANGE 12VDC LEFT REAR
JACK-16GA BLACK GROUND
18GA YELLOW 12VDC RIGHT REAR
JACK-16GA BLACK GROUND
GROUND STUD FOR PUMP ASSEMBLY



Warranty authorization must come directly from Equalizer Systems. (800) 846-9659.

Equalizer

55169 COUNTRY ROAD 3
ELKHART, IN 46515

NOTICE - This drawing, including principles of design, is the property of Dye's Corporation, Elkhart, Indiana, with the agreement that it is not to be reproduced, copied, or loaned in any manner that may constitute a detriment directly or indirectly to Dye's Corporation. Acceptance of this will be construed as an agreement of the above.

REVISIONS

BY:

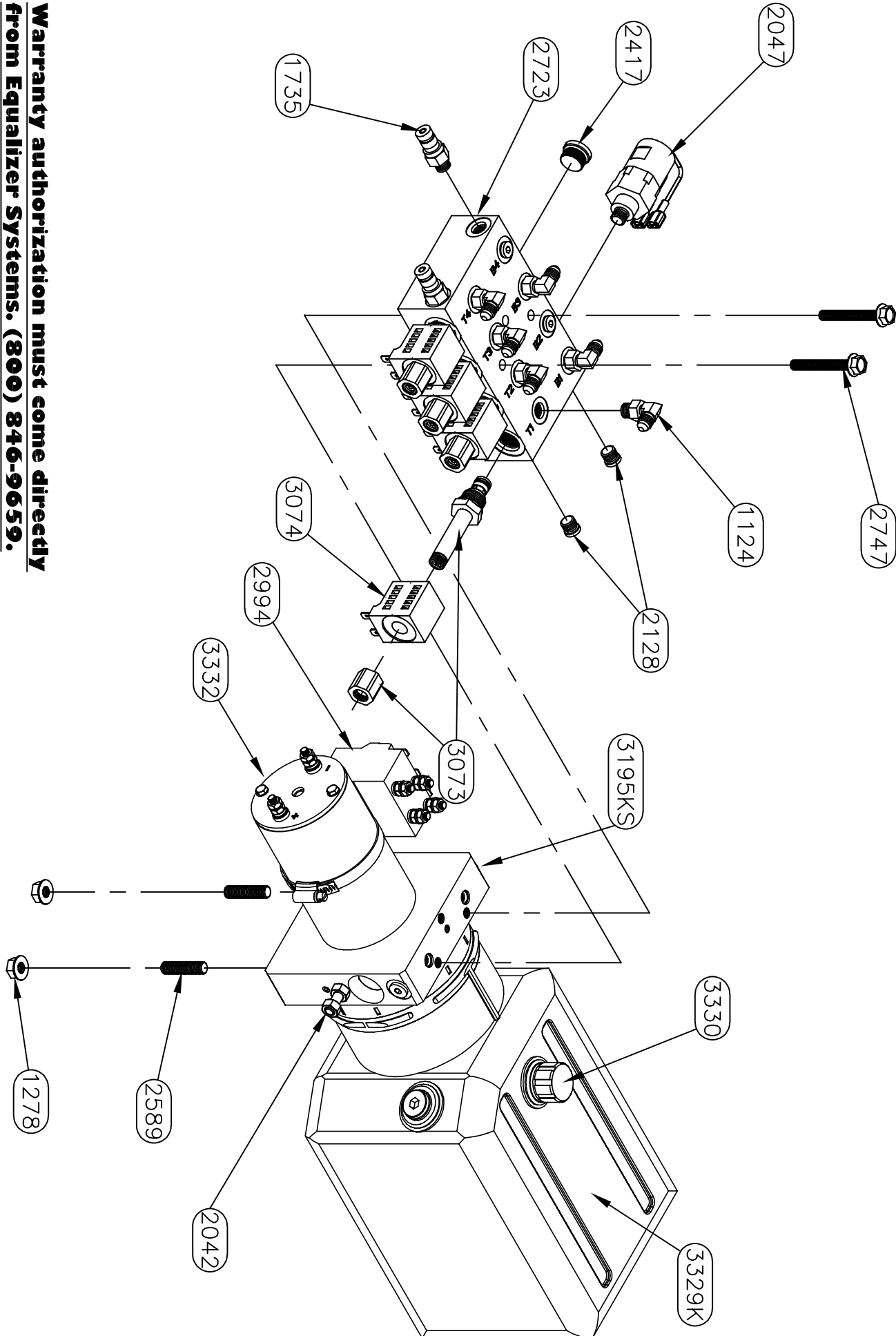
DATE:

UNLESS OTHERWISE SPECIFIED:
TOLERANCES:
.XXX ± 0.010
.XX ± 0.010
.X ± 0.030
ANG. ± 1/2°
REMOVE ALL BURRS AND SHARP EDGES .015 MAX

TITLE
4 FUNCTION PUMP
SIZE SCALE MATERIAL
A 1: 1

USED ON:
JAYCO REDHAWK, GREYHAWK, & SENECA

DRW BY: SU DATE: 5/30/17 PART NAME: PUMP & MAN 4 FUNC BIROT-KS
PAGE: 2 OF 2 DWG NO.: P7948KS REV: -

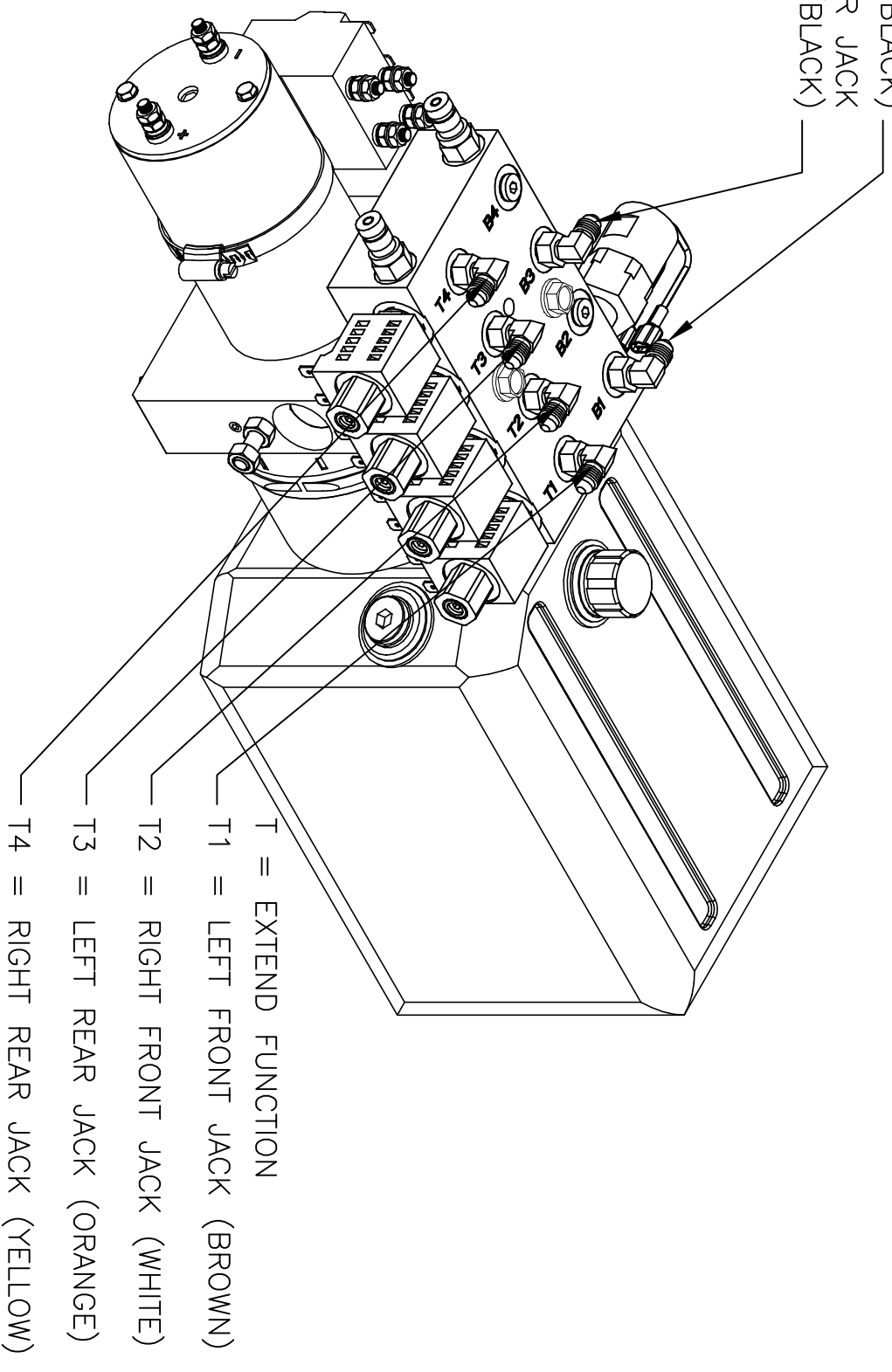


HYDRAULIC HOSE CONNECTIONS 7948KS PUMP

B = RETRACT FUNCTION

B1 = LEFT FRONT JACK
(BROWN/BLACK)

B3 = LEFT REAR JACK
(ORANGE/BLACK)



T = EXTEND FUNCTION

T1 = LEFT FRONT JACK (BROWN)

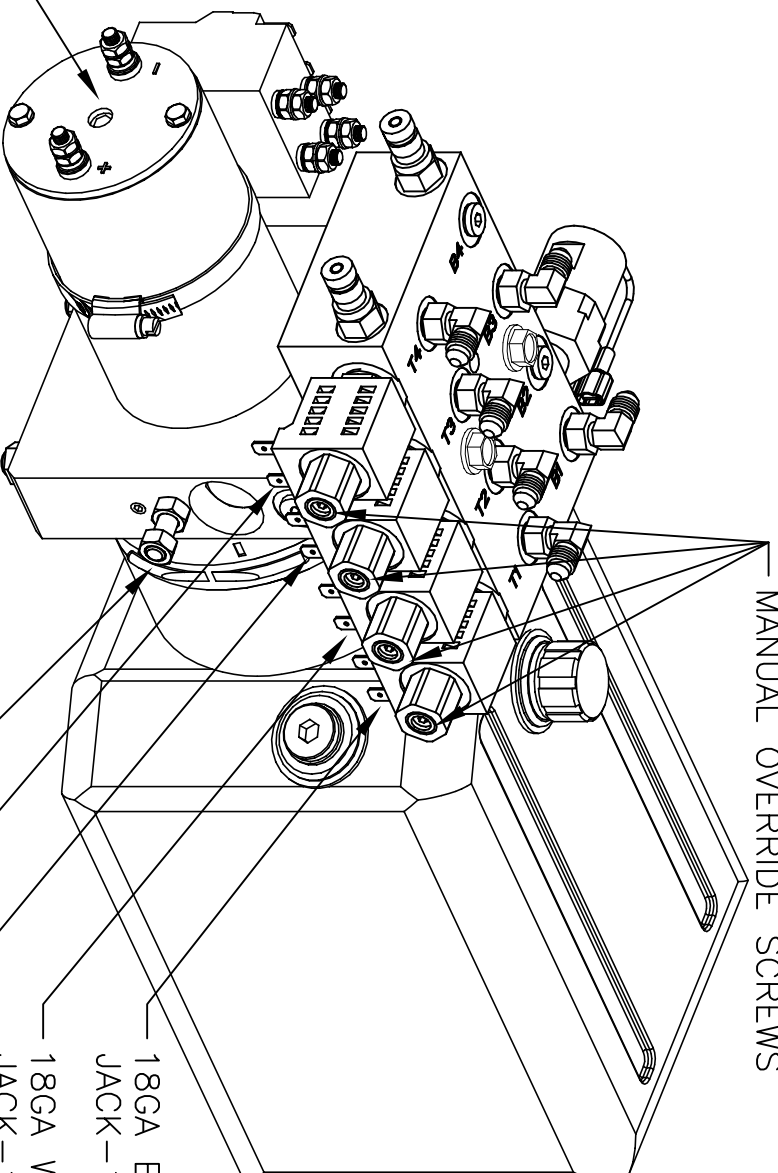
T2 = RIGHT FRONT JACK (WHITE)

T3 = LEFT REAR JACK (ORANGE)

T4 = RIGHT REAR JACK (YELLOW)

7948KS PUMP WIRING

MANUAL OVERRIDE SCREWS



1/4" ALLEN SOCKET MANUAL
OVERRIDE LOCATED UNDER
STICKER

18GA BROWN 12VDC LEFT FRONT
JACK-16GA BLACK GROUND
18GA WHITE 12VDC RIGHT FRONT
JACK-16GA BLACK GROUND
18GA ORANGE 12VDC LEFT REAR
JACK-16GA BLACK GROUND
18GA YELLOW 12VDC RIGHT REAR
JACK-16GA BLACK GROUND
GROUND STUD FOR PUMP ASSEMBLY

TO A2+ STUD ON MOTOR

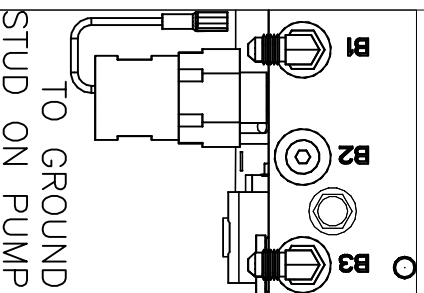
TO A1- STUD ON MOTOR

12VDC + FROM BATTERY

16 GA BLUE 12VDC EXTEND

16 GA BLACK GROUND

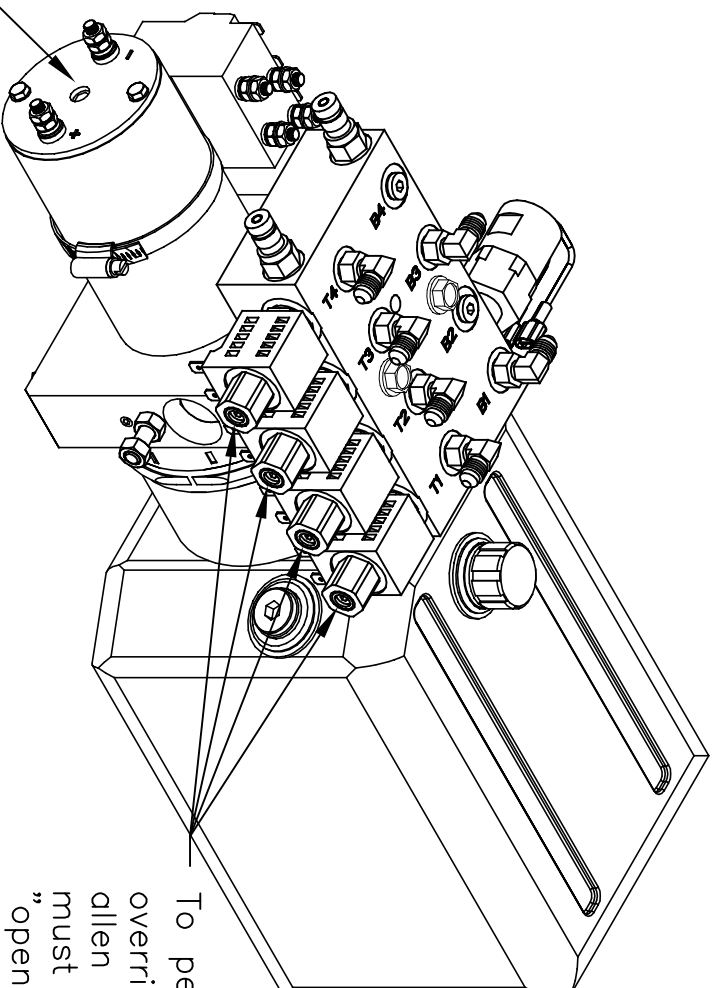
16 GA GREEN 12VDC RETRACT



TO GROUND
STUD ON PUMP

Small Bi-Rotational Pump Assembly

Manual override screw, $\frac{1}{4}$ " allen head, is under this sticker. Using a 2000 rpm minimum drill, retract jacks by turning counter clockwise. To extend, turn screw clockwise.



To perform the manual override procedure, using a $\frac{1}{8}$ " allen wrench, all set screws must be turned clockwise "open" until they are snug. Once all levelers are retracted, turn all valve screws counter clockwise "closed" until snug.

Warranty authorization must come directly from Equalizer Systems. (800) 846-9659.

Equalizer

55169 COUNTRY ROAD 3
ELKHART, IN 46515

NOTICE - This drawing, including principles of design, is the property of Dye Corporation, Elkhart, Indiana, with the agreement that it is not to be reproduced, copied, or loaned in any manner that may constitute a detriment directly or indirectly to Dye Corporation. Acceptance of this will be construed as an agreement of the above.

#

REVISIONS

BY:

DATE:

UNLESS OTHERWISE SPECIFIED:
TOLERANCES:
.XXX ± 0.010
.XX ± 0.010
.X ± 0.030
ANG. ± 1/2°
REMOVE ALL BURRS AND SHARP EDGES .015 MAX

TITLE
4 FUNCTION PUMP

USED ON:
ASPIRE

SIZE SCALE MATERIAL

A 1: 1

DRW BY: DATE:

SU 6/12/17

AP'D BY DATE:

—

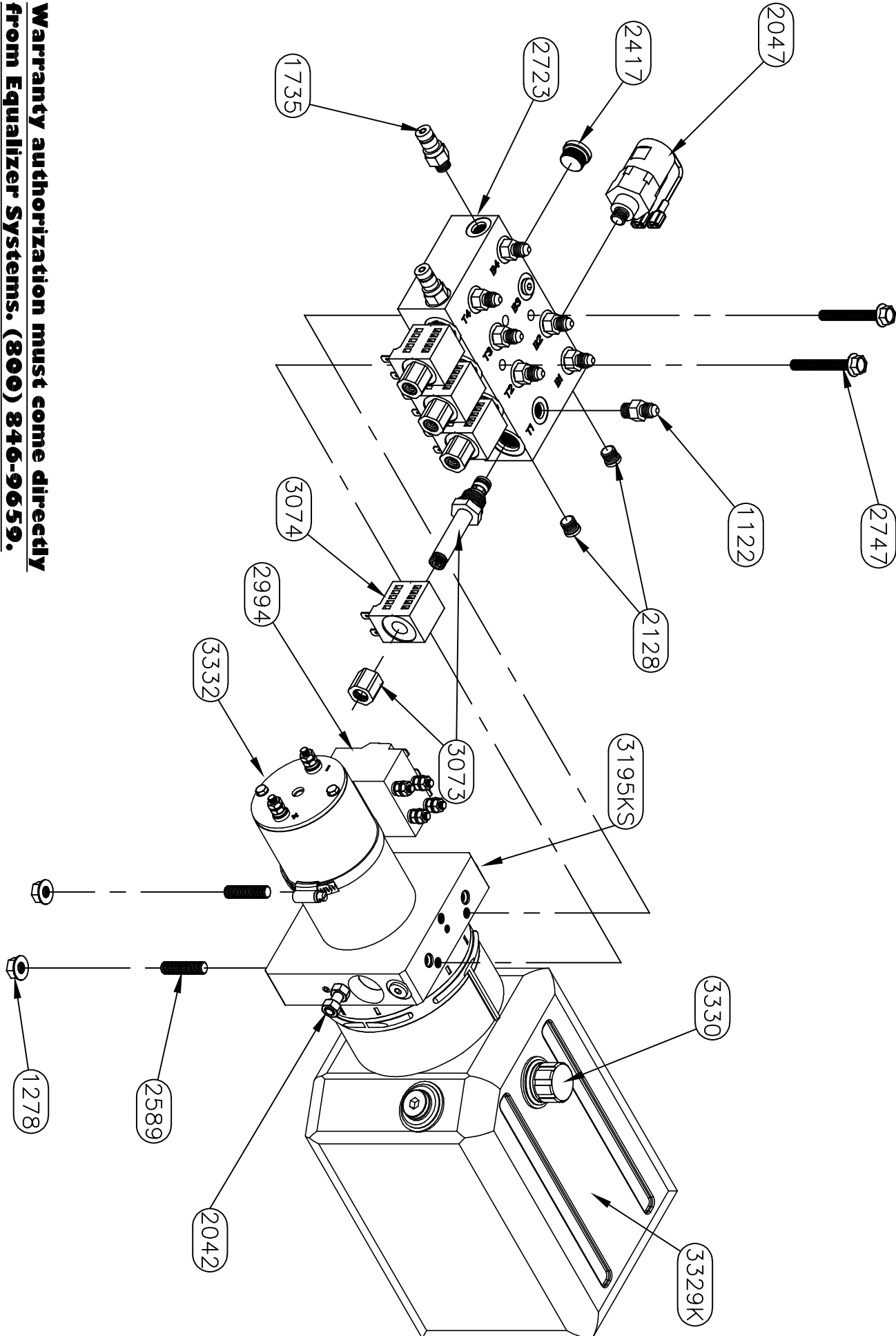
PART NAME:

PUMP & MAN 4 FUNC BROT-JAYCO-KS

PAGE: 2 OF 2

DWG NO.: P7953KS

REV:



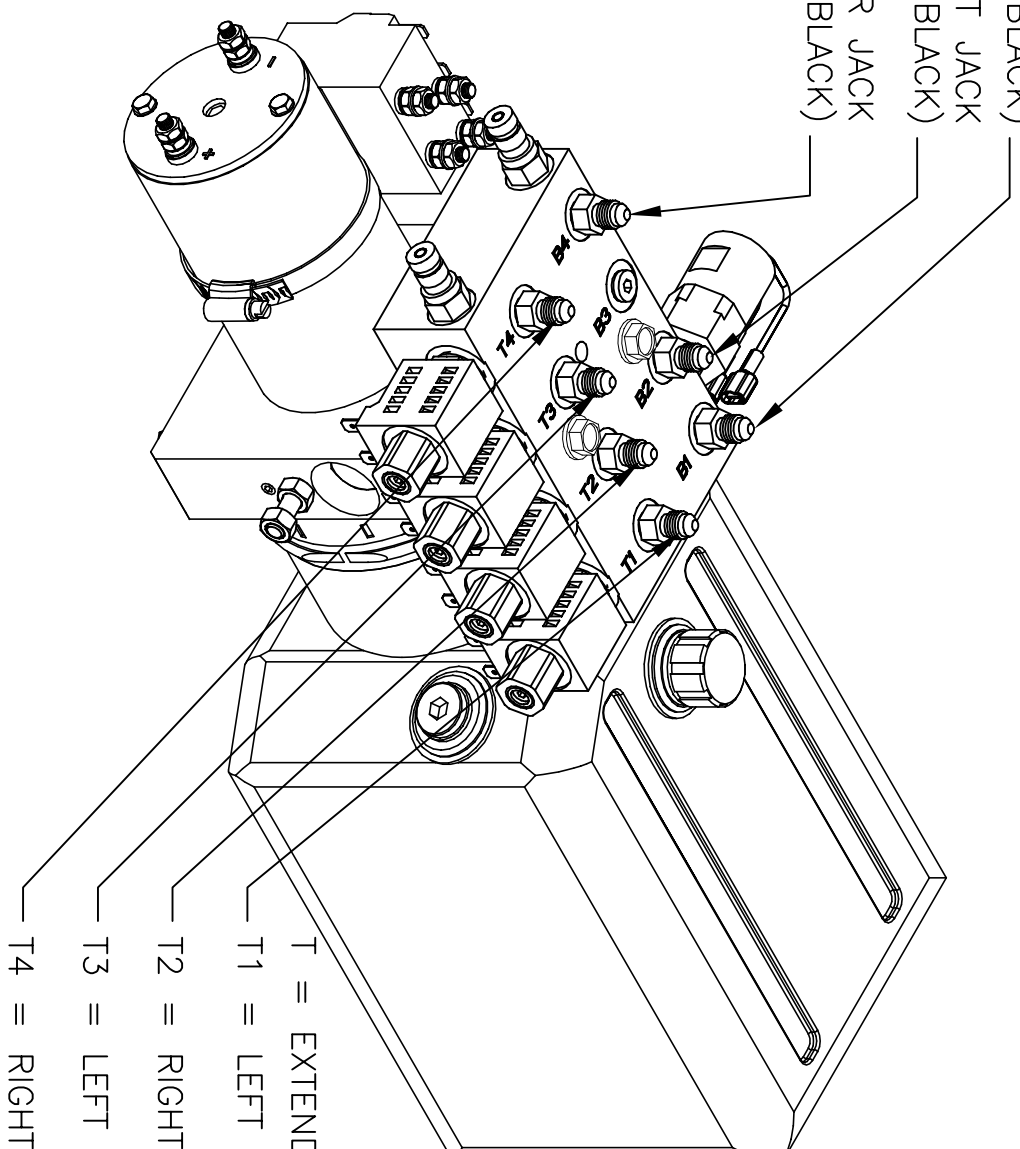
HYDRAULIC HOSE CONNECTIONS 7953KS PUMP

B = RETRACT FUNCTION

B1 = LEFT FRONT JACK
(BROWN/BLACK)

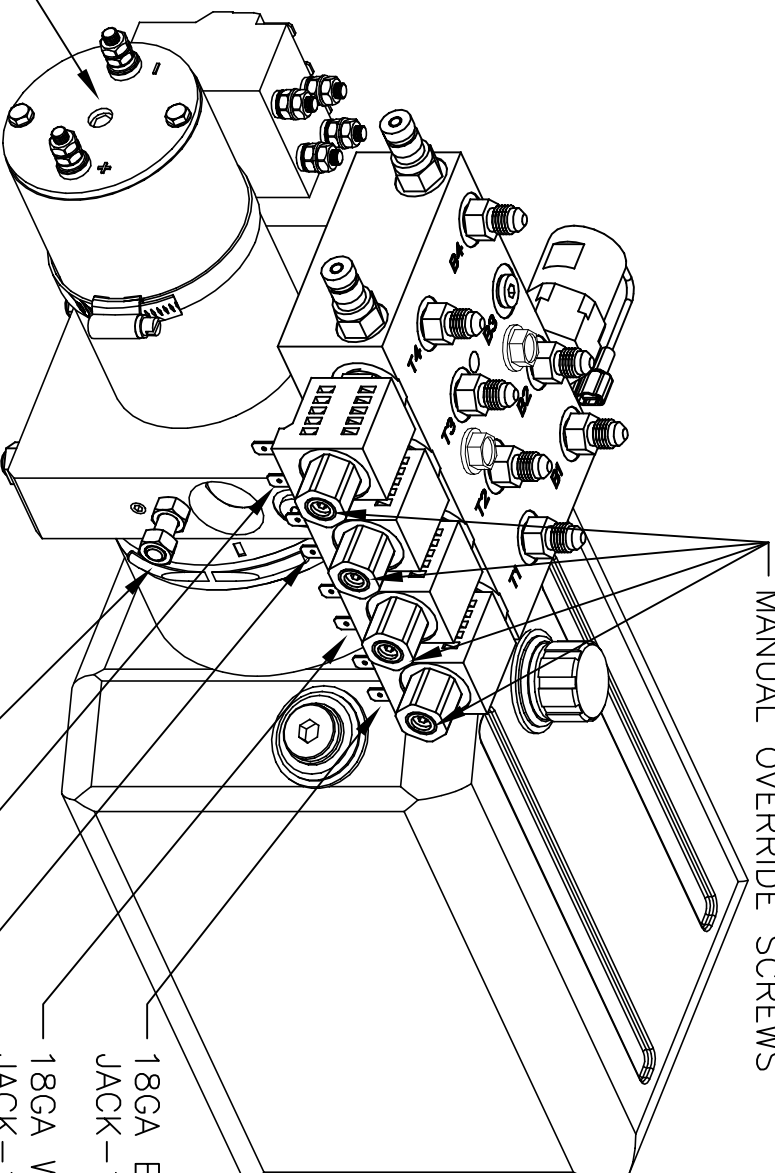
B2 = RIGHT FRONT JACK
(WHITE/BLACK)

B4 = RIGHT REAR JACK
(YELLOW/BLACK)



7953KS PUMP WIRING

MANUAL OVERRIDE SCREWS



1/4" ALLEN SOCKET MANUAL
OVERRIDE LOCATED UNDER
STICKER

18GA BROWN 12VDC LEFT FRONT
JACK-16GA BLACK GROUND
18GA WHITE 12VDC RIGHT FRONT
JACK-16GA BLACK GROUND
18GA ORANGE 12VDC LEFT REAR
JACK-16GA BLACK GROUND
18GA YELLOW 12VDC RIGHT REAR
JACK-16GA BLACK GROUND
GROUND STUD FOR PUMP ASSEMBLY

TO A2+ STUD ON MOTOR

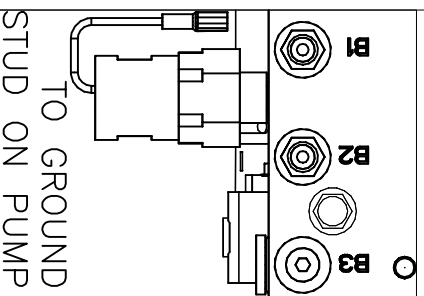
TO A1- STUD ON MOTOR

12VDC + FROM BATTERY

16 GA BLUE 12VDC EXTEND

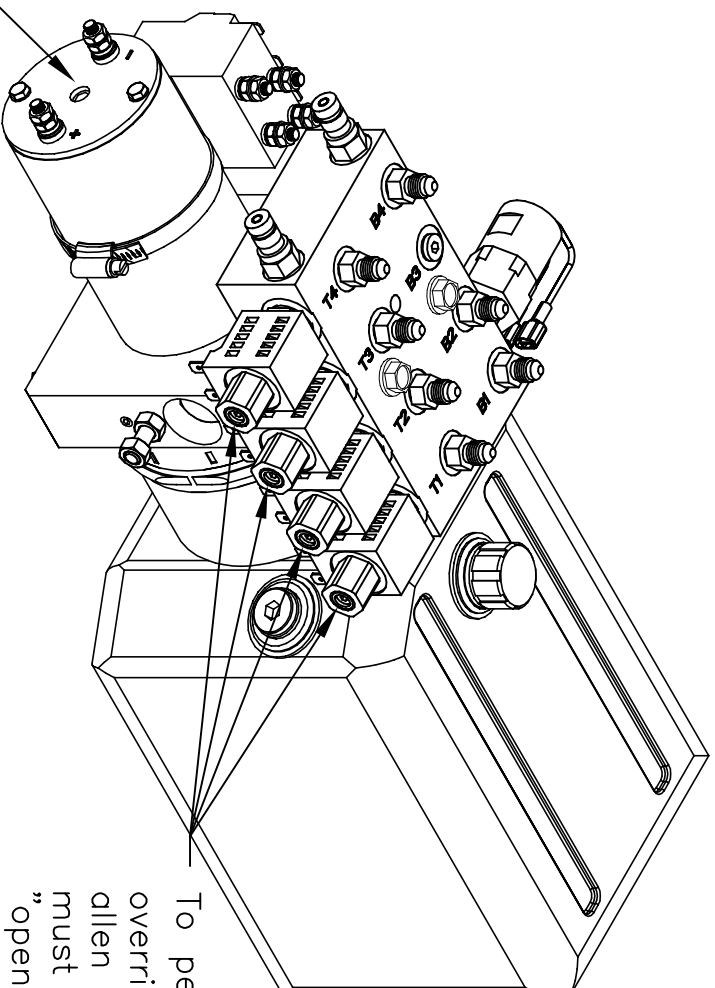
16 GA BLACK GROUND

16 GA GREEN 12VDC RETRACT



TO GROUND
STUD ON PUMP

Small Bi-Rotational Pump Assembly



Manual override screw, 1/4" allen head, is under this sticker. Using a 2000 rpm minimum drill, retract jacks by turning counter clockwise. To extend, turn screw clockwise.

To perform the manual override procedure, using a 1/8" allen wrench, all set screws must be turned clockwise "open" until they are snug. Once all levelers are retracted, turn all valve screws counter clockwise "closed" until snug.

Warranty authorization must come directly from Equalizer Systems. (800) 846-9659.

Equalizer

55169 COUNTRY ROAD 3
ELKHART, IN 46515

NOTICE - This drawing, including principles of design, is the property of Dye's Corporation, Elkhart, Indiana, with the agreement that it is not to be reproduced, copied, or loaned in any manner that may constitute a detriment directly or indirectly to Dye's Corporation. Acceptance of this will be construed as an agreement of the above.

#

REVISIONS

BY:

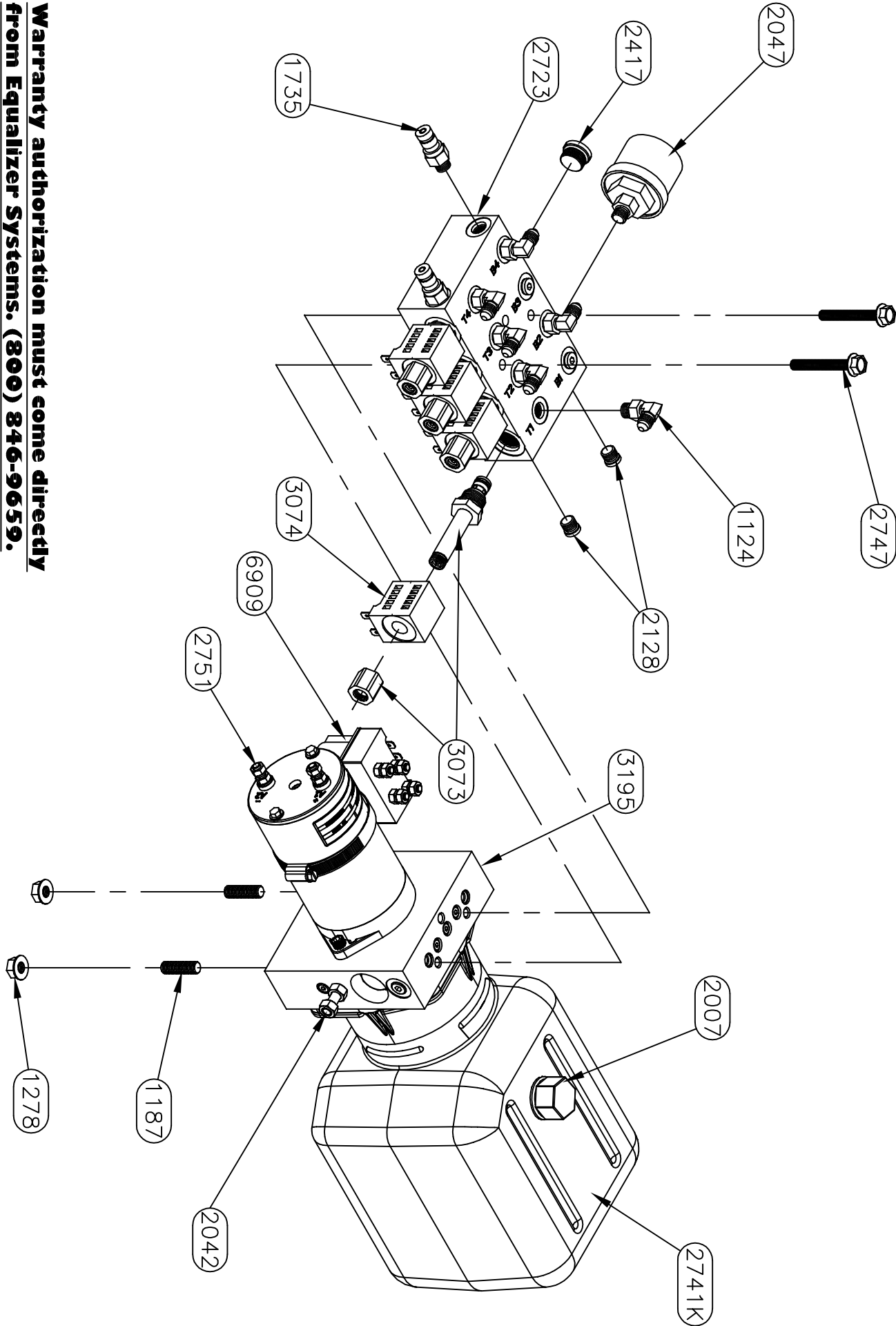
DATE:

UNLESS OTHERWISE SPECIFIED:
TOLERANCES:
.XXX ± 0.010
.XX ± 0.010
.X ± 0.030
ANG. ± 1/2°
REMOVE ALL BURRS AND SHARP EDGES .015 MAX

TITLE
4 FUNCTION PUMP
SIZE SCALE MATERIAL

USED ON:
JAYCO REDHAWK & GREYHAWK

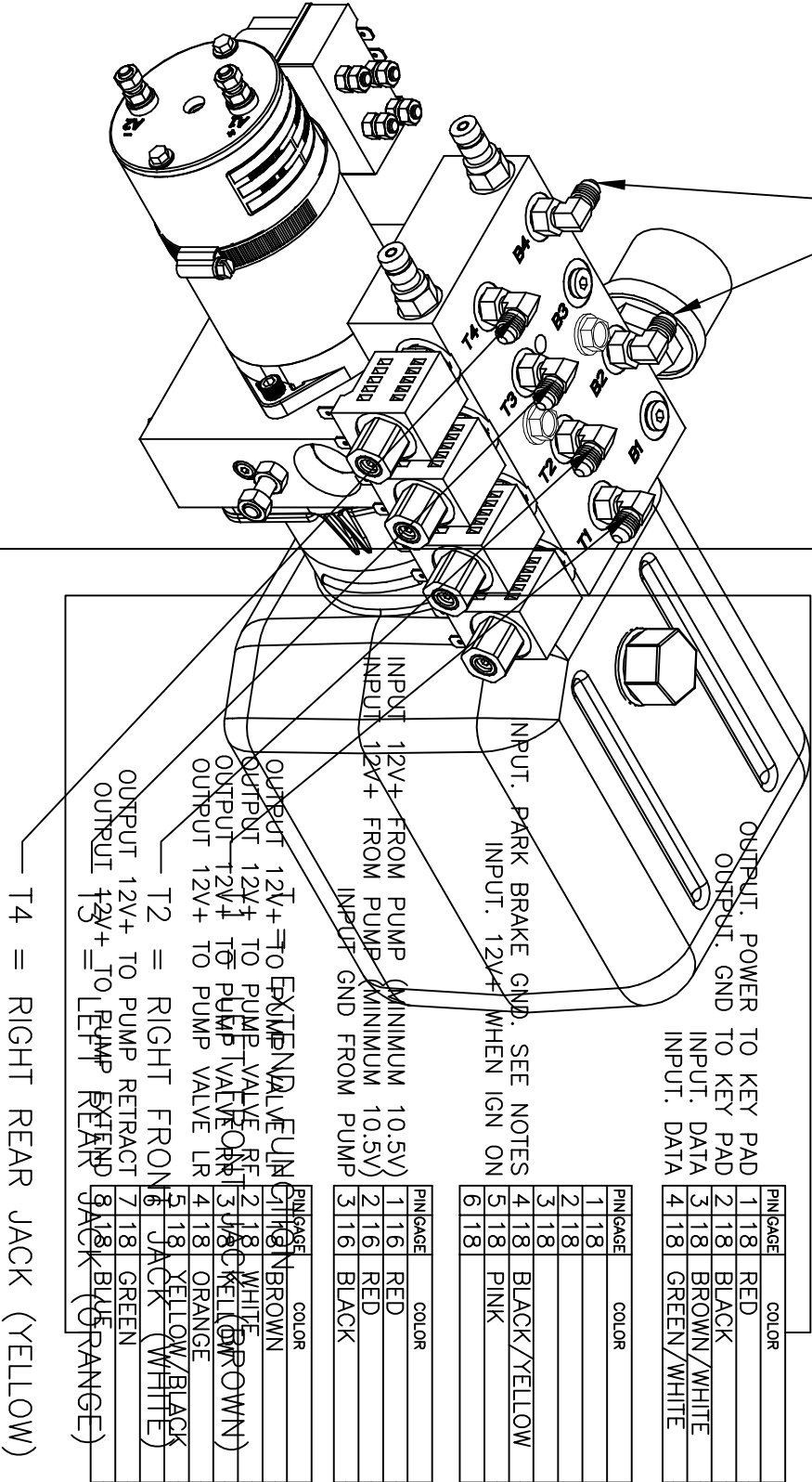
DRW BY: SU DATE: 12/10/14 PART NAME: PUMP & MAN 4 FUNC BIROT 3 IN-FRD
AP'D BY: DATE: PAGE: 2 OF 2 DWG NO.: P7960 REV: -



HYDRAULIC HOSE CONNECTIONS
7960 PUMP

KEY PAD #3103

- B = RETRACT FUNCTION
- B2 = RIGHT FRONT JACK
(WHITE/BLACK)
- B4 = RIGHT REAR JACK
(YELLOW/BLACK)



PIN	GAGE	COLOR
1	18	RED
2	18	BLACK
3	18	BROWN/WHITE
4	18	GRN/WHITE

PIN	GAGE	COLOR
1	18	RED
2	18	BLACK
3	18	BROWN/WHITE
4	18	GREEN/WHITE

PIN	GAGE	COLOR
1	18	
2	18	
3	18	
4	18	BLACK/YELLOW
5	18	PINK
6	18	

PIN	GAGE	COLOR
1	16	RED
2	16	RED
3	16	BLACK

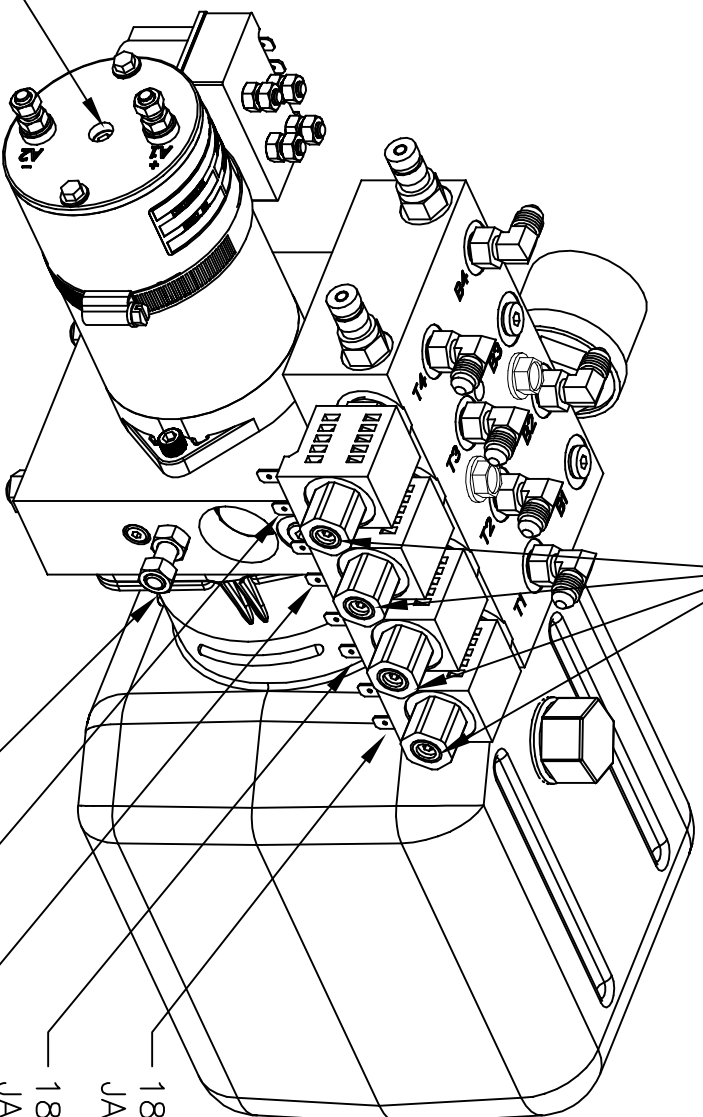
PIN	GAGE	COLOR
1	18	BROWN
2	18	WHITE
3	18	BROWN
4	18	ORANGE
5	18	YELLOW/BLACK
6	18	JACK (WHITE)
7	18	GREEN
8	18	BLUE
9	18	JACK (ORANGE)

Equalizer 55169 COUNTRY ROAD 3
ELKHART, IN 46515

NOTICE – This drawing, including principles of design, is the property of Days Corporation, Elkhart, Indiana, with the agreement that it is not to be reproduced, copied, or loaned in any manner that may constitute a detriment directly or indirectly to Days Corporation. Acceptance of this will be construed as an agreement of the above.

7960 PUMP WIRING

MANUAL OVERRIDE SCREWS



- 18GA WHITE 12VDC RIGHT FRONT JACK-16GA BLACK GROUND
- 18GA BROWN 12VDC LEFT FRONT JACK-16GA BLACK GROUND
- 18GA ORANGE 12VDC LEFT REAR JACK-16GA BLACK GROUND
- 18GA YELLOW 12VDC RIGHT REAR JACK-16GA BLACK GROUND
- GROUND STUD FOR PUMP ASSEMBLY

TO A2- STUD ON MOTOR

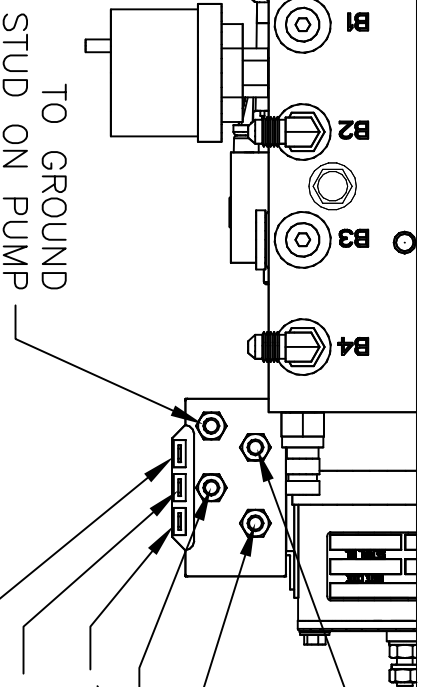
TO A1+ STUD ON MOTOR

12VDC + FROM BATTERY

16 GA GREEN 12VDC RETURN FROM COACH. 12V+ WHEN IGN ON.

16 GA BLACK GROUND INPUT. PARK BRAKE GND WHEN BRAKE ON

16GA BLUE 12VDC EXTEND



CHASSIS INTERFACE CONNECTIONS

PIN	GAGE	COLOR
1	18	PINK
2	-	EMPTY
3	18	BLACK/YELLOW
4	-	EMPTY

Warranty authorization must come directly from Equalizer Systems. (800) 846-9659.

Equalizer

55169 COUNTRY ROAD 3
ELKHART, IN 46515

NOTICE - This drawing, including principles of design, is the property of Dye Corporation, Elkhart, Indiana, with the agreement that it is not to be reproduced, copied, or loaned in any manner that may constitute a detriment directly or indirectly to Dye Corporation. Acceptance of this will be construed as an agreement of the above.

#

REVISIONS

BY:

DATE:

UNLESS OTHERWISE SPECIFIED:
TOLERANCES:
.XXX ± 0.010
.XX ± 0.010
.X ± 0.030
ANG. ± 1/2°
REMOVE ALL BURRS AND SHARP EDGES .015 MAX

TITLE
4 FUNCTION PUMP

USED ON:
JAYCO SENECA

SIZE SCALE MATERIAL
A 1:1

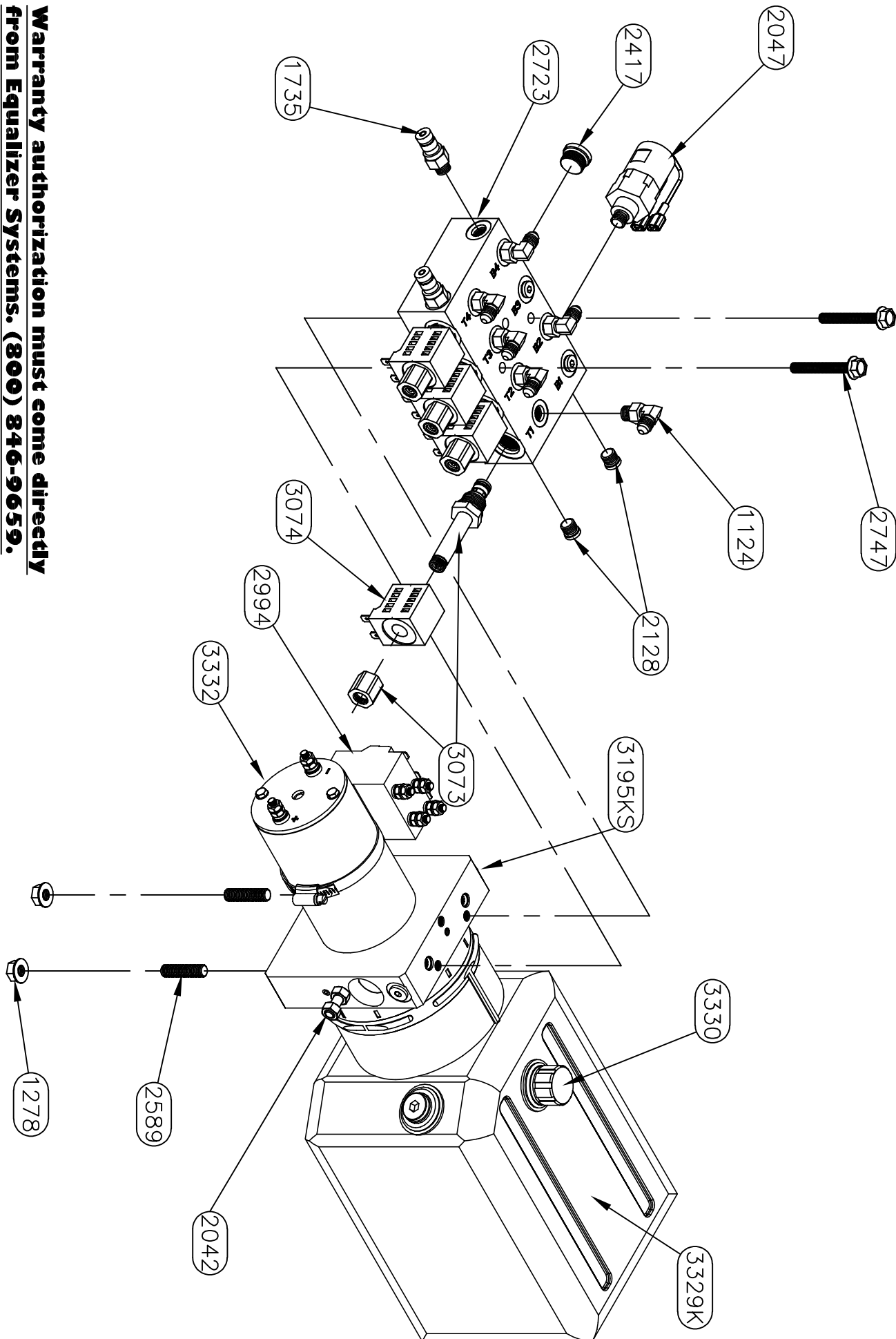
DRW BY: DATE:
SU 5/30/17

AP'D BY DATE:

PART NAME:
PUMP & MAN 4 FUNC BROT-JAYCO SENECA-KS

PAGE: 2 OF 2
DWG NO.: P7960KS

REV:

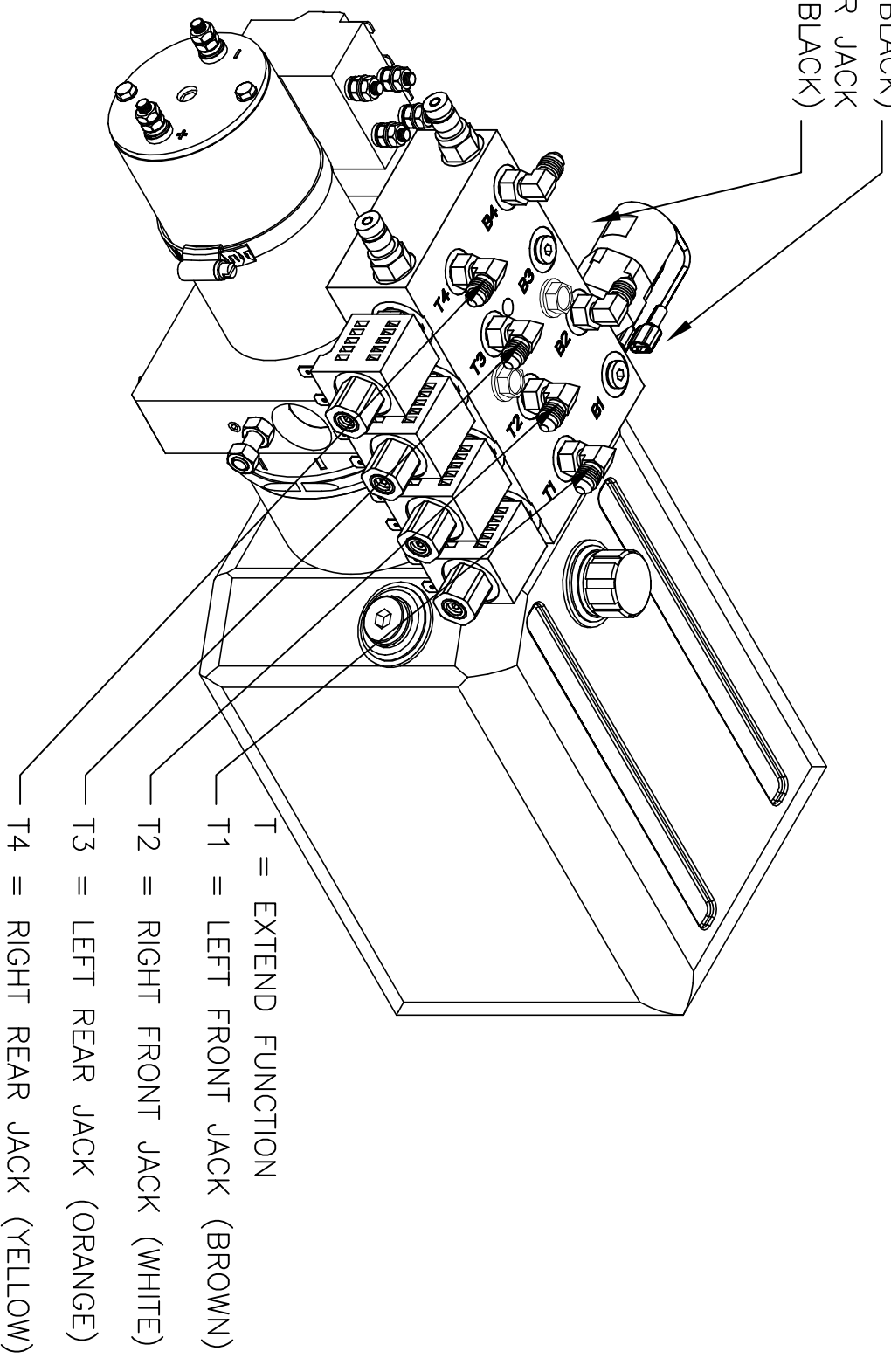


HYDRAULIC HOSE CONNECTIONS 7960KS PUMP

B = RETRACT FUNCTION

B1 = LEFT FRONT JACK
(BROWN/BLACK)

B3 = LEFT REAR JACK
(ORANGE/BLACK)



T = EXTEND FUNCTION

T1 = LEFT FRONT JACK (BROWN)

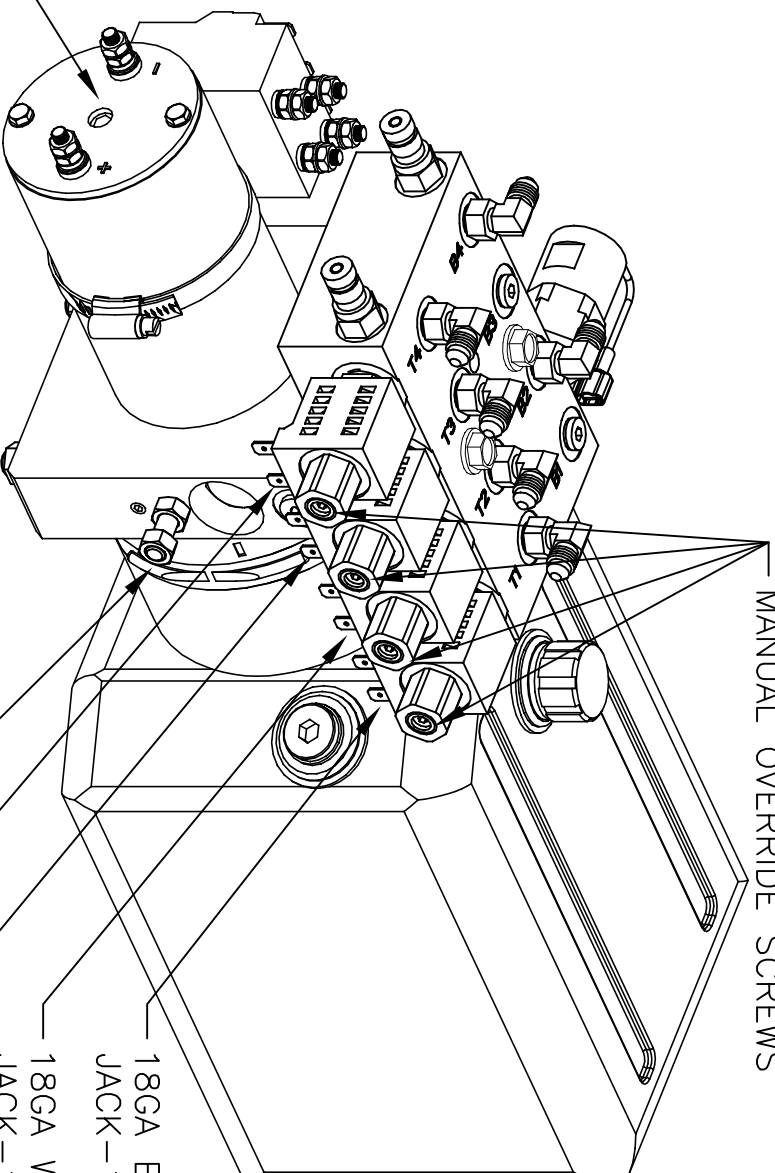
T2 = RIGHT FRONT JACK (WHITE)

T3 = LEFT REAR JACK (ORANGE)

T4 = RIGHT REAR JACK (YELLOW)

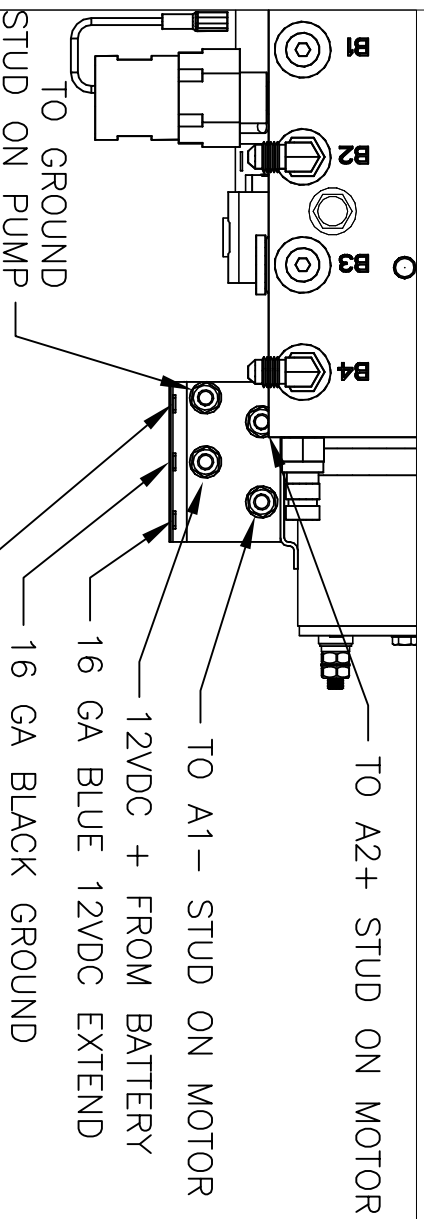
7960KS PUMP WIRING

MANUAL OVERRIDE SCREWS



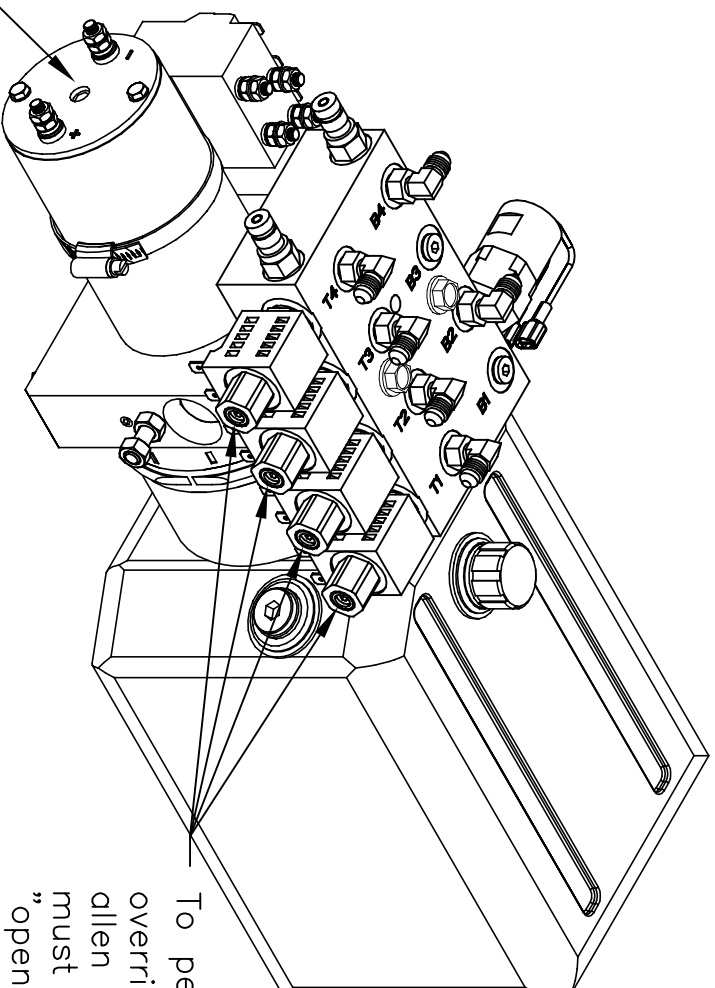
1/4" ALLEN SOCKET MANUAL
OVERRIDE LOCATED UNDER
STICKER

- 18GA BROWN 12VDC LEFT FRONT JACK-16GA BLACK GROUND
- 18GA WHITE 12VDC RIGHT FRONT JACK-16GA BLACK GROUND
- 18GA ORANGE 12VDC LEFT REAR JACK-16GA BLACK GROUND
- 18GA YELLOW 12VDC RIGHT REAR JACK-16GA BLACK GROUND
- GROUND STUD FOR PUMP ASSEMBLY



Small Bi-Rotational Pump Assembly

Manual override screw, $\frac{1}{4}$ " allen head, is under this sticker. Using a 2000 rpm minimum drill, retract jacks by turning counter clockwise. To extend, turn screw clockwise.

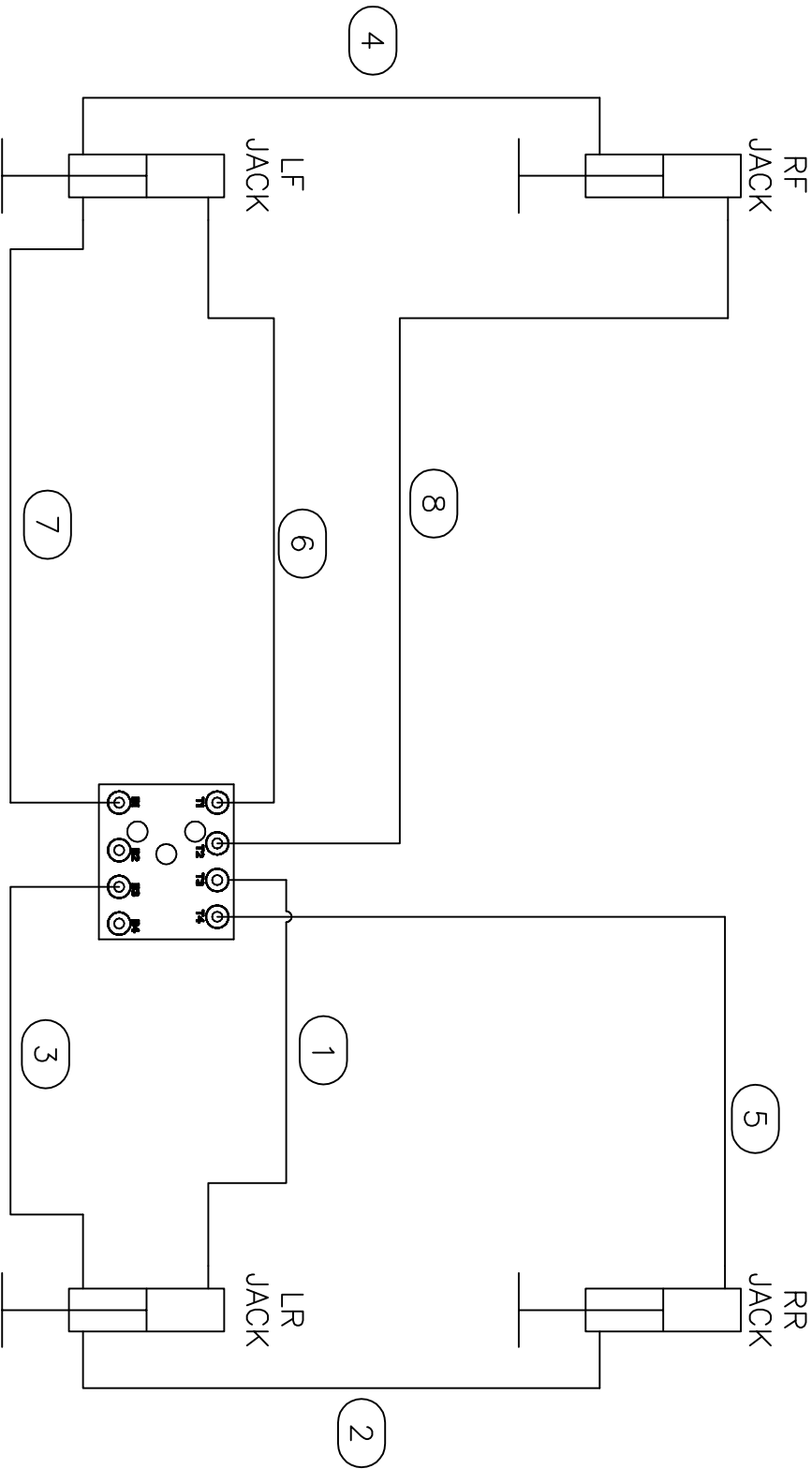


To perform the manual override procedure, using a $\frac{1}{8}$ " allen wrench, all set screws must be turned clockwise "open" until they are snug. Once all levelers are retracted, turn all valve screws counter clockwise "closed" until snug.

7950 PARTS LIST

ITEM	PART #	DESCRIPTION	QUAN	COLOR CODE	LOCATION
1	2465	HOSE-10'	1	ORANGE SOLID	PUMP PORT T3 TO TOP OF LR JACK
2	2463	HOSE-8'	1	ORANGE STRIPE/YELLOW STRIPE	BOTTOM OF LR JACK TO BOTTOM OF RR JACK
3	2465	HOSE-10'	1	ORANGE STRIPE	PUMP PORT B3 TO BOTTOM OF LR JACK
4	2465	HOSE-10'	1	BROWN STRIPE/WHITE STRIPE	BOTTOM OF LF JACK TO BOTTOM OF RF JACK
5	2467	HOSE-12'	1	YELLOW SOLID	PUMP PORT T4 TO TOP OF RR JACK
6	2469	HOSE-14'	1	BROWN SOLID	PUMP PORT T1 TO TOP OF LF JACK
7	2469	HOSE-14'	1	BROWN STRIPE	PUMP PORT B1 TO BOTTOM OF LF JACK
8	2471	HOSE-16'	1	WHITE SOLID	PUMP PORT T2 TO TOP OF RF JACK

<i>Equalizer</i>	55169 COUNTY ROAD 3 ELKHART, IN 46515	#	REVISIONS	BY:	DATE:	UNLESS OTHERWISE SPECIFIED: TOLERANCES: XXX ± 0.010 XX ± 0.010 X ± 0.030 ANG. ± 1/32° REMOVE ALL BURNS AND SHARP EDGES .015 MAX	TITLE	JAYCO HOSE CHART	USED ON: REDHAWK & GREYHAWK
	NOTICE - This drawing, including principles of design, is the property of Doy's Corporation, Elkhart, Indiana, with the agreement that it is not to be reproduced, copied, or loaned in any manner that may constitute a detriment directly or indirectly to Doy's Corporation. Acceptance of this will be construed as an agreement of the above.	A	CHANGED HOSE #1 FROM 8" TO 10"	SJ	6/8/16		SIZE SCALE MATERIAL A 1:1 A S	DATE: 12/9/14	PART NAME: HOSE KIT-JAYCO 8735A
							DRW BY:	PAGE: 1 OF 2	DWG NO: P79.50
							APP'D BY:		REV: A



Warranty authorization must come directly from Equalizer Systems. (800) 846-9659.

Equalizer		55169 COUNTY ROAD 3 ELKHART, IN 46515	
#	REVISIONS	BY:	DATE:
A	CHANGED HOSE #1 FROM 8' TO 10'	SJ	6/8/16
TITLE		JAYCO HOSE CHART	
UNLESS OTHERWISE SPECIFIED:		USED ON:	
TOLERANCES:		REDHAWK & GREYHAWK	
.XXX ± 0.010		SIZE SCALE MATERIAL	
.XX ± 0.030		A 1:1 AS	
.X ± 1/2"		NOTED	
ANG. ± 1/2"		PART NAME:	
REMOVE ALL BURRS AND SHARP EDGES .015 MAX		HOSE KIT-JAYCO 8735A	
AP'D BY DATE:		PAGE: 2 OF 2	
DWG NO.: P7950		REV: A	

NOTICE - This drawing, including principles of design, is the property of Doye Corporation, Elkhart, Indiana, with the agreement that it is not to be reproduced, copied, or loaned in any manner that may constitute a detriment directly or indirectly to Doye Corporation. Acceptance of this will be construed as an agreement of the above.

7952 PARTS LIST

ITEM	PART #	DESCRIPTION	QUAN	COLOR CODE	LOCATION
1	2463	HOSE-8'	1	BROWN STRIPE/WHITE STRIPE	BOTTOM OF LF JACK TO BOTTOM OF RF JACK
2	2463	HOSE-8'	1	ORANGE STRIPE/YELLOW STRIPE	BOTTOM OF LR JACK TO BOTTOM OF RR JACK
3	2465	HOSE-10'	1	YELLOW SOLID	PUMP PORT T4 TO TOP OF RR JACK
4	2465	HOSE-10'	1	YELLOW STRIPE	PUMP PORT B4 TO BOTTOM OF RR JACK
5	2469	HOSE-14'	1	ORANGE SOLID	PUMP PORT T3 TO TOP OF LR JACK
6	2473	HOSE-18'	1	BROWN SOLID	PUMP PORT T1 TO TOP OF LF JACK
7	2475	HOSE-20'	1	WHITE SOLID	PUMP PORT T2 TO TOP OF RF JACK
8	2475	HOSE-20'	1	WHITE STRIPE	PUMP PORT B2 TO BOTTOM OF RF JACK

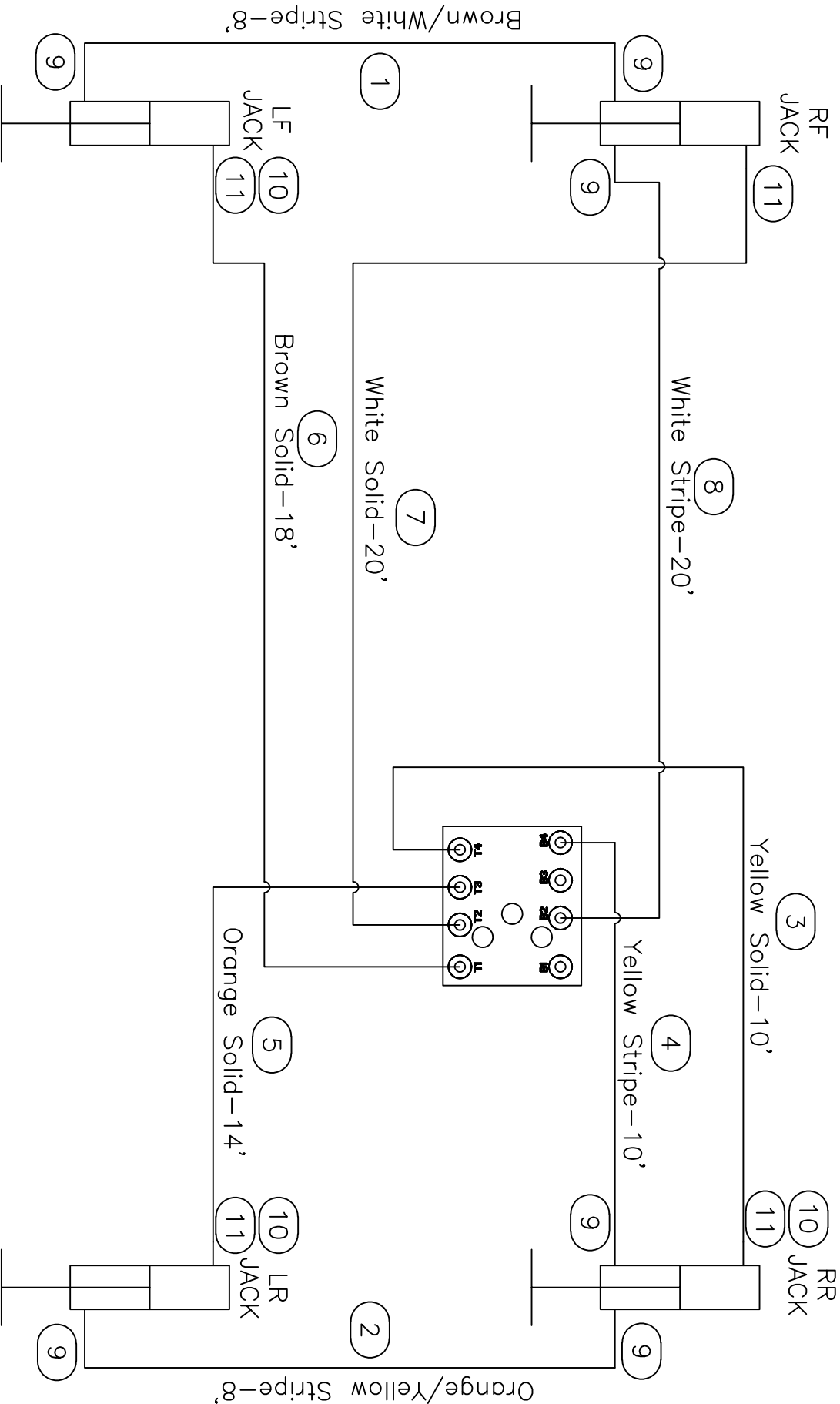
REQUIRED JACK FITTINGS

ITEM	PART #	DESCRIPTION	QUAN
9	1124	FITTING-#4 JIC X #4 OR MALE 90	6
10	1190	FITTING-#4 X #4 JIC SWIVEL 90	3
11	1403	FITTING-RESTRICTOR #6 X #4-042" ORIFICE	4



Warranty authorization must come directly from Equalizer Systems. (800) 846-9659.

Equalizer		55169 COUNTRY ROAD 3 ELKHART, IN 46515		#		REVISIONS		BY:		DATE:		TITLE		USED ON:									
				A		Added fittings and hose descriptions on sheet 2.		SU		5/8/17		JAYCO HOSE CHART		SENECA									
<p>NOTICE - This drawing, including principles of design, is the property of Doye Corporation, Elkhart, Indiana, with the agreement that it is not to be reproduced, copied, or loaned in any manner that may constitute a detriment directly or indirectly to Doye Corporation. Acceptance of this will be construed as an agreement of the above.</p>														UNLESS OTHERWISE SPECIFIED:		SIZE SCALE		MATERIAL		PART NAME:			
														TOLERANCES:		A		1:1		A S			
														.XXX ± 0.010									
														.XX ± 0.010									
														.X ± 0.030									
ANG. ± 1/2"														DATE:		12/10/14		HOSE KIT-JAYCO 8736A					
REMOVE ALL BURRS AND SHARP EDGES .015 MAX														AP'D BY		DATE:		PAGE: 1 OF 2		DWG NO.: P7952		REV: A	



Warranty authorization must come directly from Equalizer Systems. (800) 846-9659.

<i>Equalizer</i>		55169 COUNTY ROAD 3 ELKHART, IN 46515		REVISIONS		UNLESS OTHERWISE SPECIFIED:		TITLE		USED ON:	
#		BY:		DATE:		TOLERANCES:		JAYCO HOSE CHART		SENECA	
A		SU		5/8/17		.XXX ± 0.010		SIZE SCALE MATERIAL		NOTED	
						.XX ± 0.010		A 1:1 A S			
						.X ± 0.030		DRW BY: DATE:		PART NAME:	
						ANG. ± 1/2"		SU 12/10/14		HOSE KIT-JAYCO 8736A	
						REMOVE ALL BURRS AND SHARP EDGES .015 MAX		AP'D BY DATE:		PAGE: 2 OF 2	
										DWG NO.: P7952	
										REV: A	

NOTICE - This drawing, including principles of design, is the property of Dye's Corporation, Elkhart, Indiana, with the agreement that it is not to be reproduced, copied, or loaned in any manner that may constitute a detriment directly or indirectly to Dye's Corporation. Acceptance of this will be construed as an agreement of the above.

7952 PARTS LIST

ITEM	PART #	DESCRIPTION	QUAN	COLOR CODE	LOCATION
1	2463	HOSE-8'	1	BROWN STRIPE/WHITE STRIPE	BOTTOM OF LF JACK TO BOTTOM OF RF JACK
2	2463	HOSE-8'	1	ORANGE STRIPE/YELLOW STRIPE	BOTTOM OF LR JACK TO BOTTOM OF RR JACK
3	2467	HOSE-12'	1	YELLOW SOLID	PUMP PORT T4 TO TOP OF RR JACK
4	2465	HOSE-10'	1	ORANGE STRIPE	PUMP PORT B3 TO BOTTOM OF LR JACK
5	2465	HOSE-10'	1	ORANGE SOLID	PUMP PORT T3 TO TOP OF LR JACK
6	2471	HOSE-16'	1	BROWN SOLID	PUMP PORT T1 TO TOP OF LF JACK
7	2473	HOSE-18'	1	WHITE SOLID	PUMP PORT T2 TO TOP OF RF JACK
8	2473	HOSE-18'	1	BROWN STRIPE	PUMP PORT B1 TO BOTTOM OF LF JACK

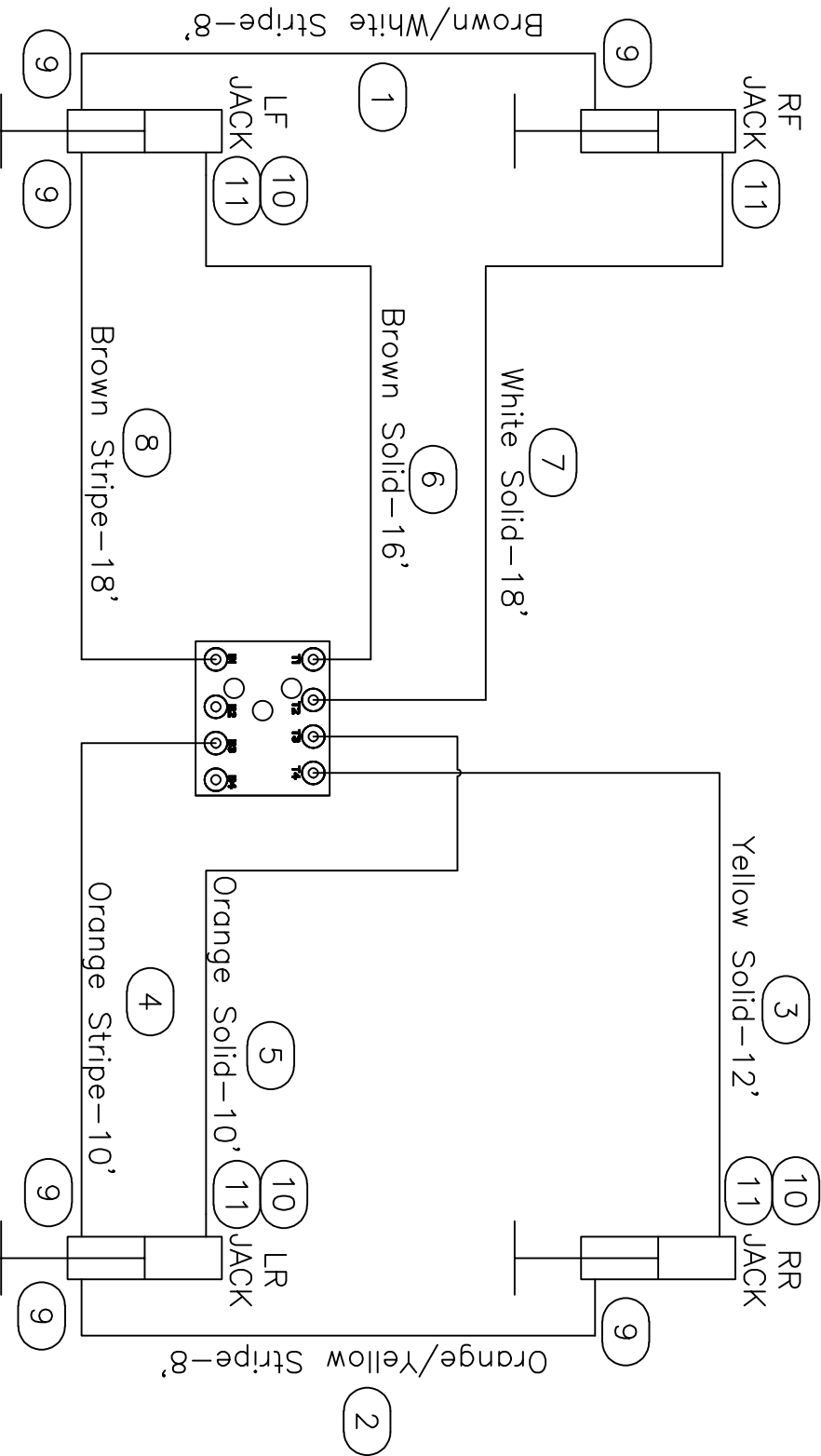
REQUIRED JACK FITTINGS

ITEM	PART #	DESCRIPTION	QUAN
9	1124	FITTING-#4 JIC X #4 OR MALE 90	6
10	1190	FITTING-#4 X #4 JIC SWIVEL 90	3
11	1403	FITTING-RESTRICTOR #6 X #4-042" ORIFICE	4

		
1124 FITTING	1190 FITTING	1403 FITTING

Equalizer	55169 COUNTRY ROAD 3 ELKHART, IN 46515	#	REVISIONS		BY:	DATE:	UNLESS OTHERWISE SPECIFIED:		TITLE	USED ON:		
		A	Added fittings and hose descriptions on sheet 2.		SJ	5/8/17	TOLERANCES:		JAYCO HOSE CHART	SENECA		
		B	Changed hose arrangement & lengths.		SJ	5/26/17	.XXX ± 0.010		SIZE SCALE	MATERIAL		
		C	Brown stripe hose was 16'.		SJ	5/26/17	.XX ± 0.030		1:1	AS	NOTE D	
NOTICE - This drawing, including principles of design, is the property of Doye Corporation, Elkhart, Indiana, with the agreement that it is not to be reproduced, copied, or loaned in any manner that may constitute a detriment directly or indirectly to Doye Corporation. Acceptance of this will be construed as an agreement of the above.							ANG. ± 1/2"		DRW BY: SU	DATE: 12/10/14	PART NAME: HOSE KIT-JAYCO 8736A	
							REMOVE ALL BURRS AND SHARP EDGES .015 MAX		APP'D BY: -	DATE: -	PAGE: 1 OF 2	DWG NO.: P7952
											REV: C	

Warranty authorization must come directly from Equalizer Systems. (800) 846-9659.



55169 COUNTRY ROAD 3 ELKHART, IN 46515			#		REVISIONS		UNLESS OTHERWISE SPECIFIED:		TITLE		USED ON:	
			A		Added fittings and hose descriptions on sheet 2.		TOLERANCES:		JAYCO HOSE CHART		SENECA	
			B		Changed hose arrangement & lengths.		XXX ± 0.010		SIZE SCALE MATERIAL		NOTED	
			C		Brown stripe hose was 16'.		.XX ± 0.030		A 1:1 A S			
							ANG. ± 1/2"		SU		PART NAME:	
							REMOVE ALL BURRS AND SHARP EDGES .015 MAX		AP'D BY DATE:		HOSE KIT—JAYCO 8736A	
											PAGE: 2 OF 2	
											DWG NO.: P7952	
											REV: C	

Equalizer

55169 COUNTRY ROAD 3
ELKHART, IN 46515

NOTICE – This drawing, including principles of design, is the property of Doye Corporation, Elkhart, Indiana, with the agreement that it is not to be reproduced, copied, or loaned in any manner that may constitute a detriment directly or indirectly to Doye Corporation. Acceptance of this will be construed as an agreement of the above.

Warranty authorization must come directly from Equalizer Systems. (800) 846-9659.

70091 PARTS LIST

ITEM	PART#	DESCRIPTION	QUAN	COLOR CODE	LOCATION
1	2463	HOSE-8'	1	ORANGE STRIPE/YELLOW STRIPE	BOTTOM OF LR JACK TO BOTTOM OF RR JACK
2	2469	HOSE-14'	1	ORANGE SOLID	PUMP PORT T3 TO TOP OF LR JACK
3	2469	HOSE-14'	1	ORANGE STRIPE	PUMP PORT B3 TO BOTTOM OF LR JACK
4	2467	HOSE-12'	1	BROWN STRIPE/WHITE STRIPE	BOTTOM OF LF JACK TO BOTTOM OF RF JACK
5	2469	HOSE-14'	1	YELLOW SOLID	PUMP PORT T4 TO TOP OF RR JACK
6	2486	HOSE-36'	1	BROWN SOLID	PUMP PORT T1 TO TOP OF LF JACK
7	2486	HOSE-36'	1	BROWN STRIPE	PUMP PORT B1 TO BOTTOM OF LF JACK
8	2490	HOSE-40'	1	WHITE SOLID	PUMP PORT T2 TO TOP OF RF JACK

REQUIRED JACK FITTINGS

ITEM	PART#	DESCRIPTION	QUAN
9	1124	FITTING-#4 JIC X #4 OR MALE 90	6
10	1190	FITTING-#4 X #4 JIC SWIVEL 90	4
11	1403	FITTING-RESTRICTOR #6 X #4-042" ORIFICE	4

		
1124 FITTING	1190 FITTING	1403 FITTING

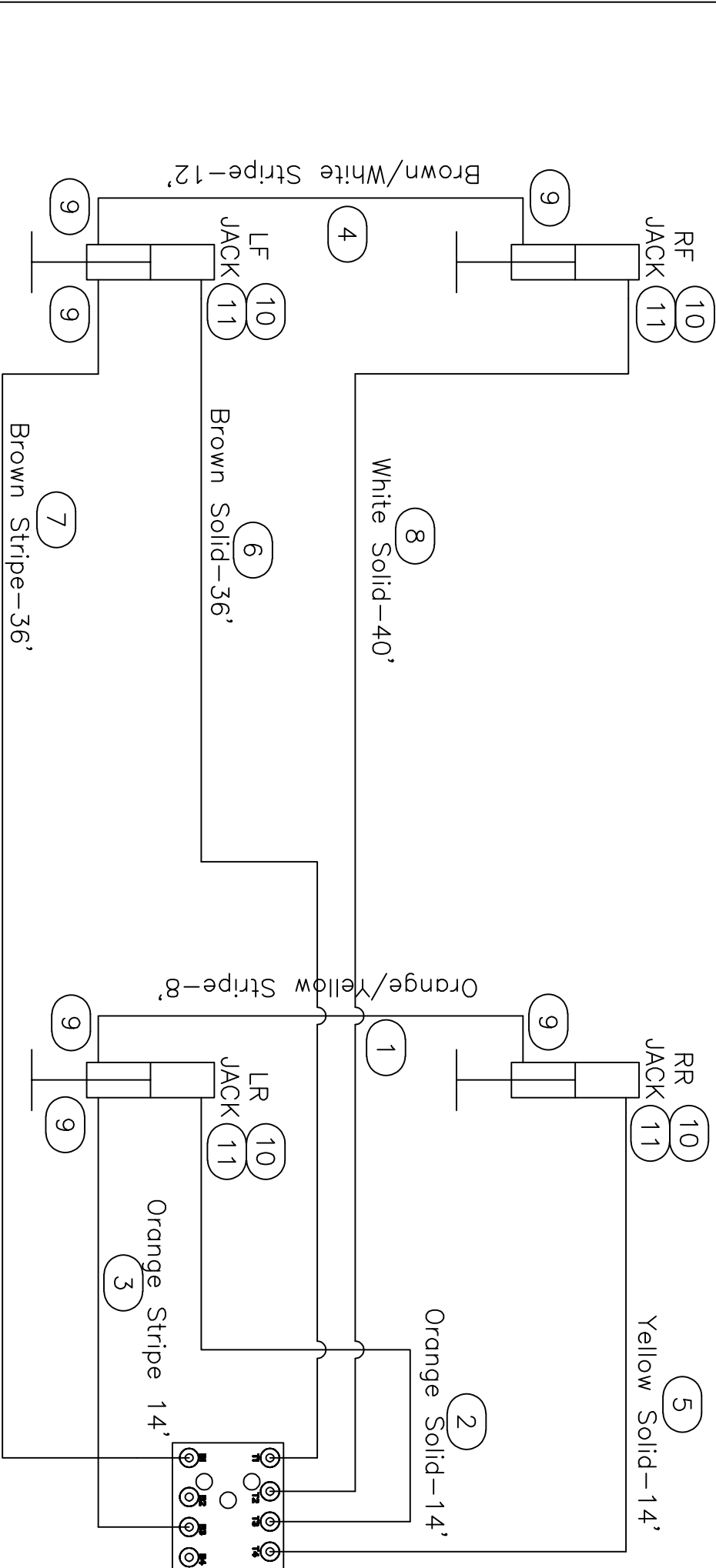
Equalizer		55169 COUNTRY ROAD 3 ELKHART, IN 46515	
#		REVISIONS	
A		Changed hose 4 from 10' to 12'	
B	ORA. & ORA. STRP were 8', WHITE was 32', BRN & BRN STRP were 30'	SJ	1/23/18
C	Changed WHITE SOLID from 34' to 36'	SJ	3/21/18
D	All hoses except the crossovers increased by 4'	SJ	8/26/19
			10/26/20
TITLE		JAYCO HOSE CHART	
UNLESS OTHERWISE SPECIFIED:		TOLERANCES:	
.XXX ± 0.010		.XX ± 0.010	
.X ± 0.030		ANG. ± 1/2"	
REMOVE ALL BURRS AND SHARP EDGES .015 MAX		APPROVED BY: DATE:	
DRAWN BY: SU		DATE: 9/22/17	
PART NAME: HOSE KIT-JAYCO PRECEPT/EMBLEM 242-252MB		PAGE: 1 OF 2	
DWG NO.: P700091		REV: D	

USED ON: PRECEPT/EMBLEM

NOTED

Warranty authorization must come directly from Equalizer Systems. (800) 846-9659.

NOTICE - This drawing, including principles of design, is the property of Doye Corporation, Elkhart, Indiana, with the agreement that it is not to be reproduced, copied, or loaned in any manner that may constitute a detriment directly or indirectly to Doye Corporation. Acceptance of this will be construed as an agreement of the above.



Warranty authorization must come directly from Equalizer Systems. (800) 846-9659.

55169 COUNTY ROAD 3 ELKHART, IN 46515			Equalizer	
#	REVISIONS	BY:	DATE:	TITLE
A	Changed hose 4 from 10' to 12'	SJ	1/23/18	JAYCO HOSE CHART
B	ORA. & ORA. STRP were 8', WHITE was 32', BRN & BRN STRP were 30'	SJ	3/21/18	PRECEPT/EMBLEM
C	Changed WHITE SOLID from 34' to 36'	SJ	8/26/19	
D	All hoses except the crossovers increased by 4'	SJ	10/28/20	
UNLESS OTHERWISE SPECIFIED: TOLERANCES: .XXX ± 0.010 .X ± 0.030 ANG. ± 1/2" REMOVE ALL BURRS AND SHARP EDGES .015 MAX				NOTED
DRAW BY: SU DATE: 9/22/17				PART NAME: HOSE KIT-JAYCO PRECEPT/EMBLEM 242-252NB
AP'D BY: DATE:				PAGE: 2 OF 2 DWG NO.: P700091 REV: D

NOTICE - This drawing, including principles of design, is the property of Doye Corporation, Elkhart, Indiana, with the agreement that it is not to be reproduced, copied, or loaned in any manner that may constitute a detriment directly or indirectly to Doye Corporation. Acceptance of this will be construed as an agreement of the above.

70109 PARTS LIST

ITEM	PART#	DESCRIPTION	QUAN	COLOR CODE	LOCATION
1	2459	HOSE-4'	1	YELLOW SOLID	PUMP PORT T4 TO TOP OF RR JACK
2	2459	HOSE-4'	1	YELLOW STRIPE	PUMP PORT B4 TO BOTTOM OF RR JACK
3	2463	HOSE-8'	1	ORANGE SOLID	PUMP PORT T3 TO TOP OF LR JACK
4	2463	HOSE-8'	1	ORANGE STRIPE/YELLOW STRIPE	BOTTOM OF LR JACK TO BOTTOM OF RR JACK
5	2467	HOSE-12'	1	BROWN STRIPE/WHITE STRIPE	BOTTOM OF LF JACK TO BOTTOM OF RF JACK
6	2473	HOSE-18'	1	WHITE SOLID	PUMP PORT T2 TO TOP OF RF JACK
7	2473	HOSE-18'	1	WHITE STRIPE	PUMP PORT B2 TO BOTTOM OF RF JACK
8	2476	HOSE-22'	1	BROWN SOLID	PUMP PORT T1 TO TOP OF LF JACK

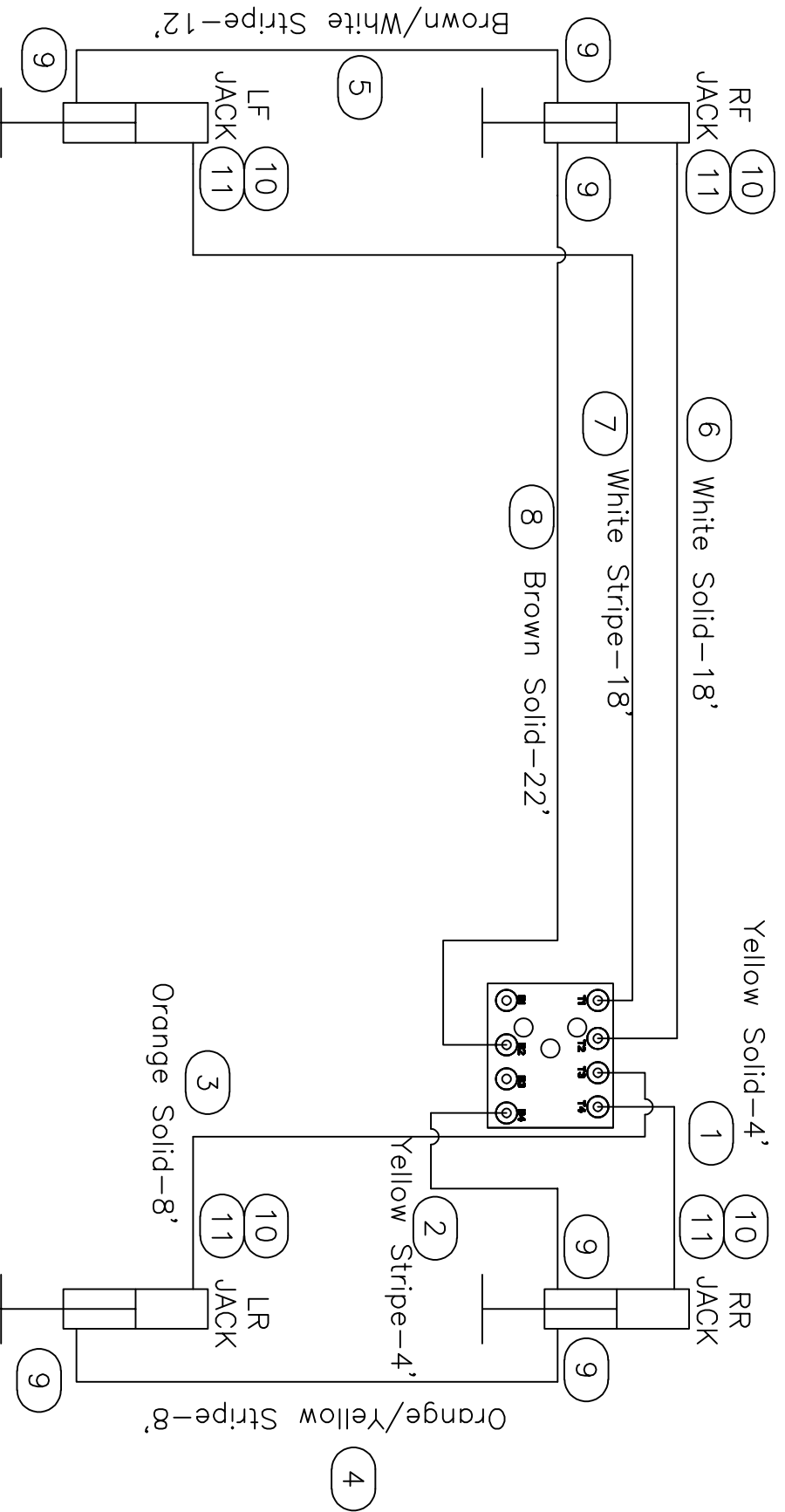
REQUIRED JACK FITTINGS

ITEM	PART#	DESCRIPTION	QUAN
9	1124	FITTING-#4 JIC X #4 OR MALE 90	6
10	1190	FITTING-#4 X #4 JIC SWIVEL 90	4
11	1403	FITTING-RESTRICTOR #6 X #4-042" ORIFICE	4

		
1124 FITTING	1190 FITTING	1403 FITTING

Warranty authorization must come directly from Equalizer Systems. (800) 846-9659.

Equalizer 55169 COUNTY ROAD 3 ELKHART, IN 46515	#	REVISIONS		BY:	DATE:	UNLESS OTHERWISE SPECIFIED: TOLERANCES: .XXX ± 0.010 .XX ± 0.020 .X ± 0.030 ANG. ± 1/2" REMOVE ALL BURRS AND SHARP EDGES .015 MAX	TITLE	JAYCO HOSE CHART	USED ON:	
	A	Brown Solid changes from 20' to 22'		SJ	10/4/19		SIZE SCALE	MATERIAL	ALANTE	
							1:1	AS		
							DRW BY:	DATE:	PART NAME:	
							SJ	1/23/18	HOSE KIT-JAYCO ALANTE 158-178WB	
NOTICE - This drawing, including principles of design, is the property of Doye Corporation, Elkhart, Indiana, with the agreement that it is not to be reproduced, copied, or loaned in any manner that may constitute a detriment directly or indirectly to Doye Corporation. Acceptance of this will be construed as an agreement of the above.							PAGE:	1 OF 2	DWG NO.: P70109	REV: A



Warranty authorization must come directly from Equalizer Systems. (800) 846-9659.

55169 COUNTY ROAD 3 ELKHART, IN 46515		#		REVISIONS		UNLESS OTHERWISE SPECIFIED:		TITLE		USED ON:	
Equalizer		A		Brown Solid changes from 20" to 22"		TOLERANCES: .XXX ± 0.010 .XX ± 0.010 .X ± 0.030 ANG. ± 1/2" REMOVE ALL BURRS AND SHARP EDGES .015 MAX		JAYCO HOSE CHART		ALANTE	
NOTICE - This drawing, including principles of design, is the property of Doy's Corporation, Elkhart, Indiana, with the agreement that it is not to be reproduced, copied, or loaned in any manner that may constitute a detriment directly or indirectly to Doy's Corporation. Acceptance of this will be construed as an agreement of the above.								SIZE SCALE MATERIAL 1:1 AS		NOTED	
								DRW BY: DATE: 1/23/18		PART NAME: HOSE KIT-JAYCO ALANTE 158-178WB	
								APPD BY: DATE:		PAGE: 2 OF 2 DWG NO.: P70109 REV: A	

70110 PARTS LIST

ITEM	PART#	DESCRIPTION	QUAN	COLOR CODE	LOCATION
1	2459	HOSE-4'	1	YELLOW SOLID	PUMP PORT T4 TO TOP OF RR JACK
2	2459	HOSE-4'	1	YELLOW STRIPE	PUMP PORT B4 TO BOTTOM OF RR JACK
3	2463	HOSE-8'	1	ORANGE SOLID	PUMP PORT T3 TO TOP OF LR JACK
4	2463	HOSE-8'	1	ORANGE STRIPE/YELLOW STRIPE	BOTTOM OF LR JACK TO BOTTOM OF RR JACK
5	2467	HOSE-12'	1	BROWN STRIPE/WHITE STRIPE	BOTTOM OF LF JACK TO BOTTOM OF RF JACK
6	2476	HOSE-22'	1	WHITE SOLID	PUMP PORT T2 TO TOP OF RF JACK
7	2476	HOSE-22'	1	WHITE STRIPE	PUMP PORT B2 TO BOTTOM OF RF JACK
8	2478	HOSE-24'	1	BROWN SOLID	PUMP PORT T1 TO TOP OF LF JACK

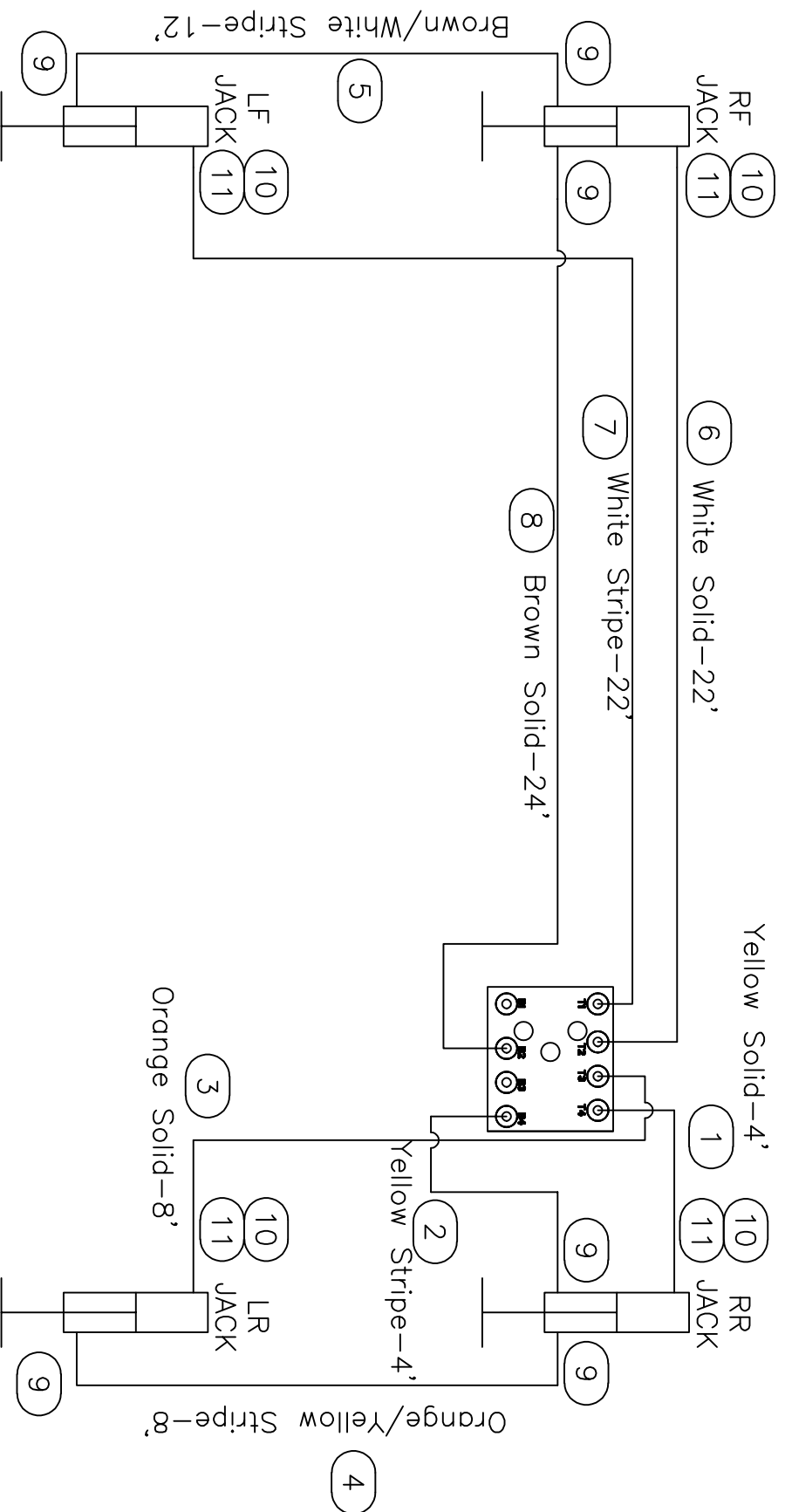
REQUIRED JACK FITTINGS

ITEM	PART#	DESCRIPTION	QUAN
9	1124	FITTING-#4 JIC X #4 OR MALE 90	6
10	1190	FITTING-#4 X #4 JIC SWIVEL 90	4
11	1403	FITTING-RESTRICTOR #6 X #4-042" ORIFICE	4

		
1124 FITTING	1190 FITTING	1403 FITTING

Warranty authorization must come directly from Equalizer Systems. (800) 846-9659.

Equalizer 55169 COUNTRY ROAD 3 ELKHART, IN 46515	#	REVISIONS	BY:	DATE:	TITLE JAYCO HOSE CHART		USED ON: ALANTE			
<div>NOTICE - This drawing, including principles of design, is the property of Doye Corporation, Elkhart, Indiana, with the agreement that it is not to be reproduced, copied, or loaned in any manner that may constitute a detriment directly or indirectly to Doye Corporation. Acceptance of this will be construed as an agreement of the above.</div>					UNLESS OTHERWISE SPECIFIED: TOLERANCES: .XXX ± 0.010 .XX ± 0.020 .X ± 0.030 ANG. ± 1/2" REMOVE ALL BURRS AND SHARP EDGES .015 MAX		SIZE SCALE A 1:1	MATERIAL AS	NOTED	
					DRW BY:	DATE:	PART NAME:			
					SU	1/24/18	HOSE KIT-JAYCO ALANTE 190-228WB			
					AP'D BY	DATE:	PAGE:	DWG NO.:		
					-	-	1 OF 2	P70110		



<i>Equalizer</i>		55169 COUNTY ROAD 3 ELKHART, IN 46515	
#		REVISIONS	
		BY:	DATE:
UNLESS OTHERWISE SPECIFIED:			
TOLERANCES:			
.XXX ± 0.010			
.XX ± 0.010			
.X ± 0.030			
ANG. ± 1/2°			
REMOVE ALL BURRS AND SHARP EDGES .015 MAX			
TIME	YAYCO	HOSE CHART	USED ON:
SIZE SCALE	MATERIAL		ALANTE
A 1: 1	A S	NOTED	
DRW BY:	DATE:	PART NAME:	
SU	1/24/18	HOSE KIT—YAYCO	ALANTE 190-228WB
APPD BY:	DATE:	PAGE:	DWG NO.:
—	—	2 OF 2	P70110
			REV:

70111 PARTS LIST

ITEM	PART#	DESCRIPTION	QUAN	COLOR CODE	LOCATION
1	2465	HOSE-10'	1	YELLOW SOLID	PUMP PORT T4 TO TOP OF RR JACK
2	2465	HOSE-10'	1	YELLOW STRIPE	PUMP PORT B4 TO BOTTOM OF RR JACK
3	2469	HOSE-14'	1	ORANGE SOLID	PUMP PORT T3 TO TOP OF LR JACK
4	2463	HOSE-8'	1	ORANGE STRIPE/YELLOW STRIPE	BOTTOM OF LR JACK TO BOTTOM OF RR JACK
5	2467	HOSE-12'	1	BROWN STRIPE/WHITE STRIPE	BOTTOM OF LF JACK TO BOTTOM OF RF JACK
6	2467	HOSE-12'	1	WHITE SOLID	PUMP PORT T2 TO TOP OF RF JACK
7	2469	HOSE-14'	1	WHITE STRIPE	PUMP PORT B2 TO BOTTOM OF RF JACK
8	2471	HOSE-16'	1	BROWN SOLID	PUMP PORT T1 TO TOP OF LF JACK

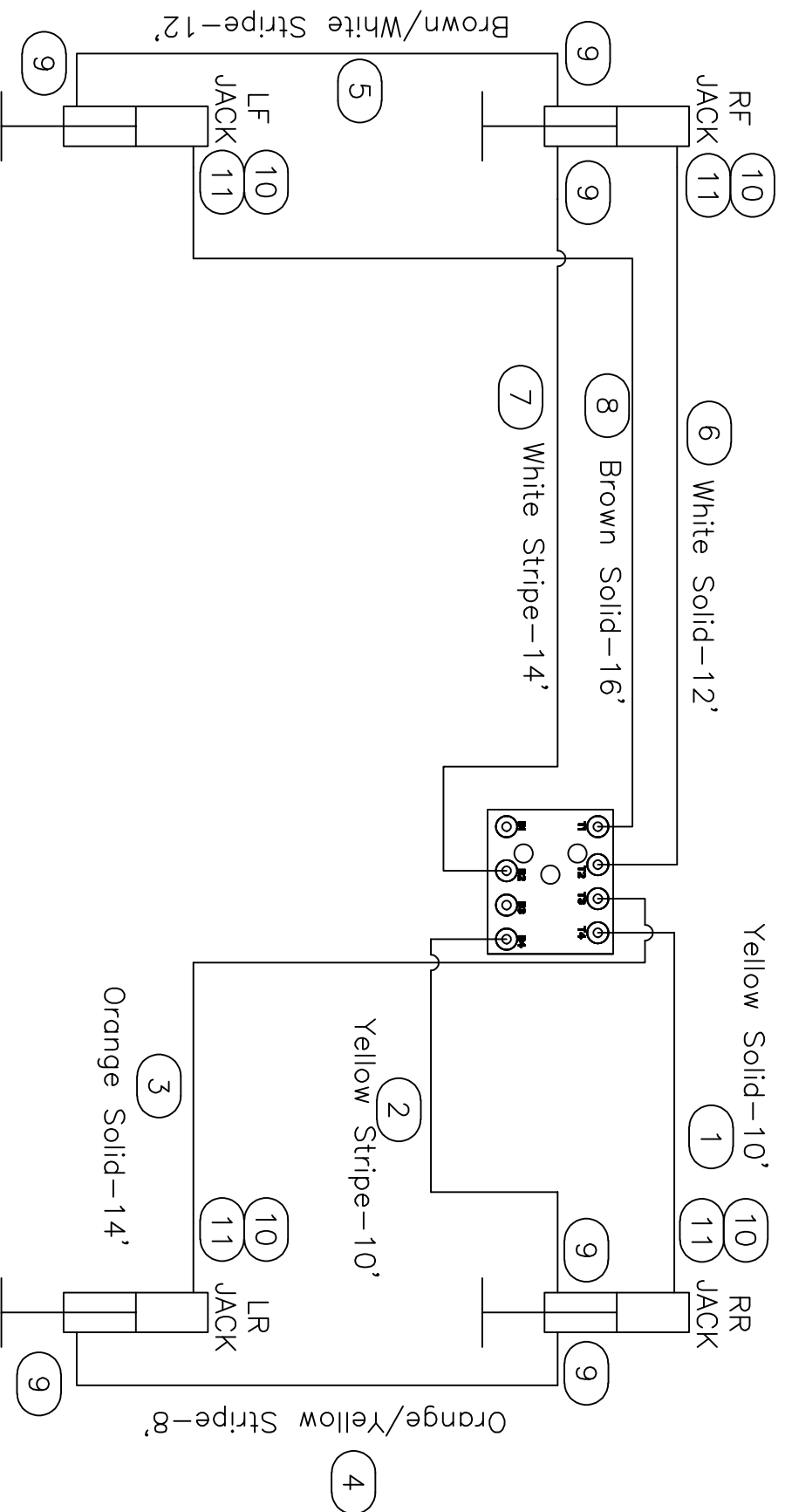
REQUIRED JACK FITTINGS

ITEM	PART#	DESCRIPTION	QUAN
9	1124	FITTING-#4 JIC X #4 OR MALE 90	6
10	1190	FITTING-#4 X #4 JIC SWIVEL 90	4
11	1403	FITTING-RESTRICTOR #6 X #4-042" ORIFICE	4

		
1124 FITTING	1190 FITTING	1403 FITTING

Warranty authorization must come directly from Equalizer Systems. (800) 846-9659.

<i>Equalizer</i> 55169 COUNTRY ROAD 3 ELKHART, IN 46515	#	REVISIONS		BY:	DATE:	UNLESS OTHERWISE SPECIFIED: TOLERANCES: .XXX ± 0.010 .XX ± 0.020 .X ± 1/2" ANG. ± 1/2" REMOVE ALL BURRS AND SHARP EDGES .015 MAX	TITLE	JAYCO HOSE CHART	USED ON:	
	A	WHITE STRIPE HOSE WAS 12'		SJ	3/21/18		SIZE SCALE	MATERIAL	ALANTE	
							A	1:1	AS	
							DRW BY:	DATE:	NOTED	
							SJ	1/24/18	PART NAME: HOSE KIT-JAYCO ALANTE 190-FRONT PUMP	
NOTICE - This drawing, including principles of design, is the property of Doye Corporation, Elkhart, Indiana, with the agreement that it is not to be reproduced, copied, or loaned in any manner that may constitute a detriment directly or indirectly to Doye Corporation. Acceptance of this will be construed as an agreement of the above.							PAGE:	1 OF 2	DWG NO.: P70111	REV: A



Warranty authorization must come directly from Equalizer Systems. (800) 846-9659.

<i>Equalizer</i>		55169 COUNTY ROAD 3 ELKHART, IN 46515	
#	REVISIONS	BY:	DATE:
A	WHITE STRIPE HOSE WAS 12'	SJ	3/21/18
NOTICE - This drawing, including principles of design, is the property of Days Corporation, Elkhart, Indiana, with the agreement that it is not to be reproduced, copied, or loaned in any manner that may constitute a detriment directly or indirectly to Days Corporation. Acceptance of this will be construed as an agreement of the above.			
		UNLESS OTHERWISE SPECIFIED:	
		TOLERANCES:	
		.XXX ± 0.010	
		.XX ± 0.010	
		.X ± 0.050	
		ANG. ± 1/2°	
		REMOVE ALL BURRS AND SHARP EDGES .015 MAX	
TITLE	JAYCO HOSE CHART	USED ON:	ALANTE
SIZE SCALE	MATERIAL	NOTED	
A 1: 1	AS		
DRW BY: SJ	DATE: 1/24/18	PART NAME:	HOSE KIT-JAYCO ALANTE 190-FRONT PUMP
APP'D BY: —	DATE: —	PAGE: 2 OF 2	DWG NO.: P70 1 1
		REV:	A

70112 PARTS LIST

ITEM	PART#	DESCRIPTION	QUAN	COLOR CODE	LOCATION
1	2463	HOSE-8'	1	ORANGE STRIPE/YELLOW STRIPE	BOTTOM OF LR JACK TO BOTTOM OF RR JACK
2	2469	HOSE-14'	1	ORANGE SOLID	PUMP PORT T3 TO TOP OF LR JACK
3	2469	HOSE-14'	1	ORANGE STRIPE	PUMP PORT B3 TO BOTTOM OF LR JACK
4	2467	HOSE-12'	1	BROWN STRIPE/WHITE STRIPE	BOTTOM OF LF JACK TO BOTTOM OF RF JACK
5	2471	HOSE-16'	1	YELLOW SOLID	PUMP PORT T4 TO TOP OF RR JACK
6	2484	HOSE-34'	1	BROWN SOLID	PUMP PORT T1 TO TOP OF LF JACK
7	2484	HOSE-34'	1	BROWN STRIPE	PUMP PORT B1 TO BOTTOM OF LF JACK
8	2488	HOSE-38'	1	WHITE SOLID	PUMP PORT T2 TO TOP OF RF JACK

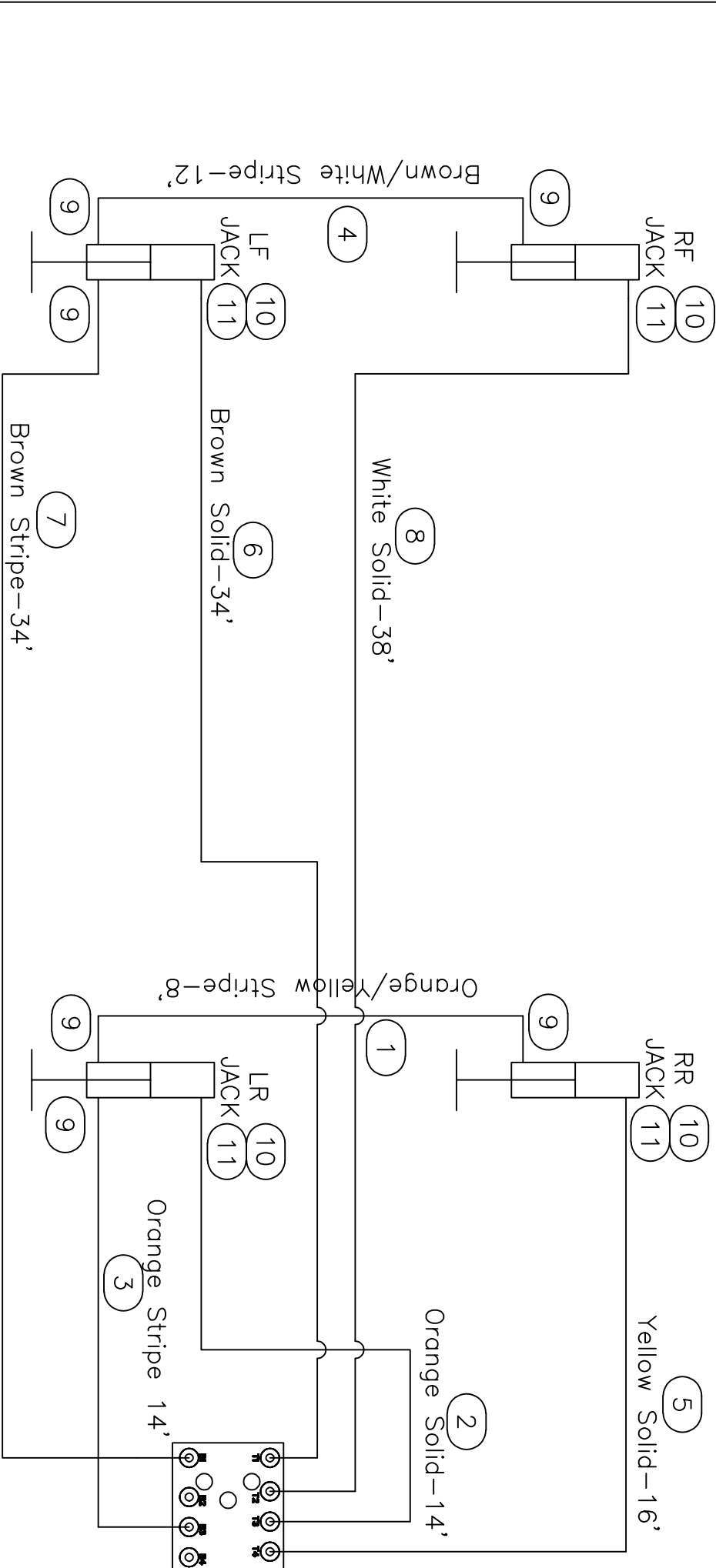
REQUIRED JACK FITTINGS

ITEM	PART#	DESCRIPTION	QUAN
9	1124	FITTING-#4 JIC X #4 OR MALE 90	6
10	1190	FITTING-#4 X #4 JIC SWIVEL 90	4
11	1403	FITTING-RESTRICTOR #6 X #4-042" ORIFICE	4

		
1124 FITTING	1190 FITTING	1403 FITTING

Equalizer 55169 COUNTRY ROAD 3 ELKHART, IN 46515		#	REVISIONS		BY:	DATE:	UNLESS OTHERWISE SPECIFIED: TOLERANCES: XXX ± 0.010 XX ± 0.030 X ± 0.030 ANG. ± 1/2" REMOVE ALL BURRS AND SHARP EDGES .015 MAX		TITLE JAYCO HOSE CHART	USED ON: PRECEPT/EMBLEM
A			ORA. & ORA. STRP were 8', YEL was 10', BRN. & BRN. STRP were 26', WHITE was 28'		SJ	3/21/18	SIZE SCALE MATERIAL A 1:1 A S		NOTE D	
B			BROWN STRIPE changed from 28' to 30'		SJ	5/2/18	DRW BY: DATE: SU 1/23/18		PART NAME: HOSE KIT-JAYCO PRECEPT/EMBLEM 190-229WB	
C			BROWN SOLID changed from 28' to 30'		SJ	7/9/18	APPD BY DATE:		PAGE: 1 OF 2	
D			WHITE SOLID changed from 30' to 34'		SJ	9/4/19	DWG NO.: 112		REV: E	
E			All hoses except the crossovers increased by 4'		SJ	10/28/20				

NOTICE - This drawing, including principles of design, is the property of Doye Corporation, Elkhart, Indiana, with the agreement that it is not to be reproduced, copied, or loaned in any manner that may constitute a detriment directly or indirectly to Doye Corporation. Acceptance of this will be construed as an agreement of the above.



<div>Equalizer</div> <div>55169 COUNTY ROAD 3 ELKHART, IN 46515</div>			REVISIONS		UNLESS OTHERWISE SPECIFIED:		TITLE		USED ON:	
#			BY:		DATE:		JAYCO HOSE CHART		PRECEPT/EMBLEM	
A			SU		3/21/18		SIZE SCALE MATERIAL		NOTED	
B			SU		5/2/18		A S		PART NAME:	
C			SU		7/9/18		DATE:		HOSE KIT-JAYCO PRECEPT/EMBLEM 190-229WB	
D			SU		9/4/19		1/23/18		PAGE:	
E			SU		10/28/20		AP'D BY		2 OF 2	
NOTICE - This drawing, including principles of design, is the property of Doye Corporation, Elkhart, Indiana, with the agreement that it is not to be reproduced, copied, or loaned in any manner that may constitute a detriment directly or indirectly to Doye Corporation. Acceptance of this will be construed as an agreement of the above.			All hoses except the crossovers increased by 4'		SHARP EDGES .015 MAX		DATE:		DWG NO.: 112	
									REV:	
									E	

Warranty authorization must come directly from Equalizer Systems. (800) 846-9659.

70239 PARTS LIST

ITEM	PART#	DESCRIPTION	QUAN	COLOR CODE	LOCATION
1	2463	HOSE-8'	1	BROWN SOLID	PUMP PORT T1 TO TOP OF LF JACK
2	2463	HOSE-8'	1	BROWN STRIPE	PUMP PORT B1 TO BOTTOM OF LF JACK
3	2463	HOSE-8'	1	ORANGE STRIPE/YELLOW STRIPE	BOTTOM OF LR JACK TO BOTTOM OF RR JACK
4	2467	HOSE-12'	1	BROWN STRIPE/WHITE STRIPE	BOTTOM OF LF JACK TO BOTTOM OF RF JACK
5	2469	HOSE-14'	1	WHITE SOLID	PUMP PORT T2 TO TOP OF RF JACK
6	2471	HOSE-16'	1	ORANGE SOLID	PUMP PORT T3 TO TOP OF LR JACK
7	2473	HOSE-18'	1	ORANGE STRIPE	PUMP PORT B3 TO BOTTOM OF LR JACK
8	2475	HOSE-20'	1	YELLOW SOLID	PUMP PORT T4 TO TOP OF RR JACK

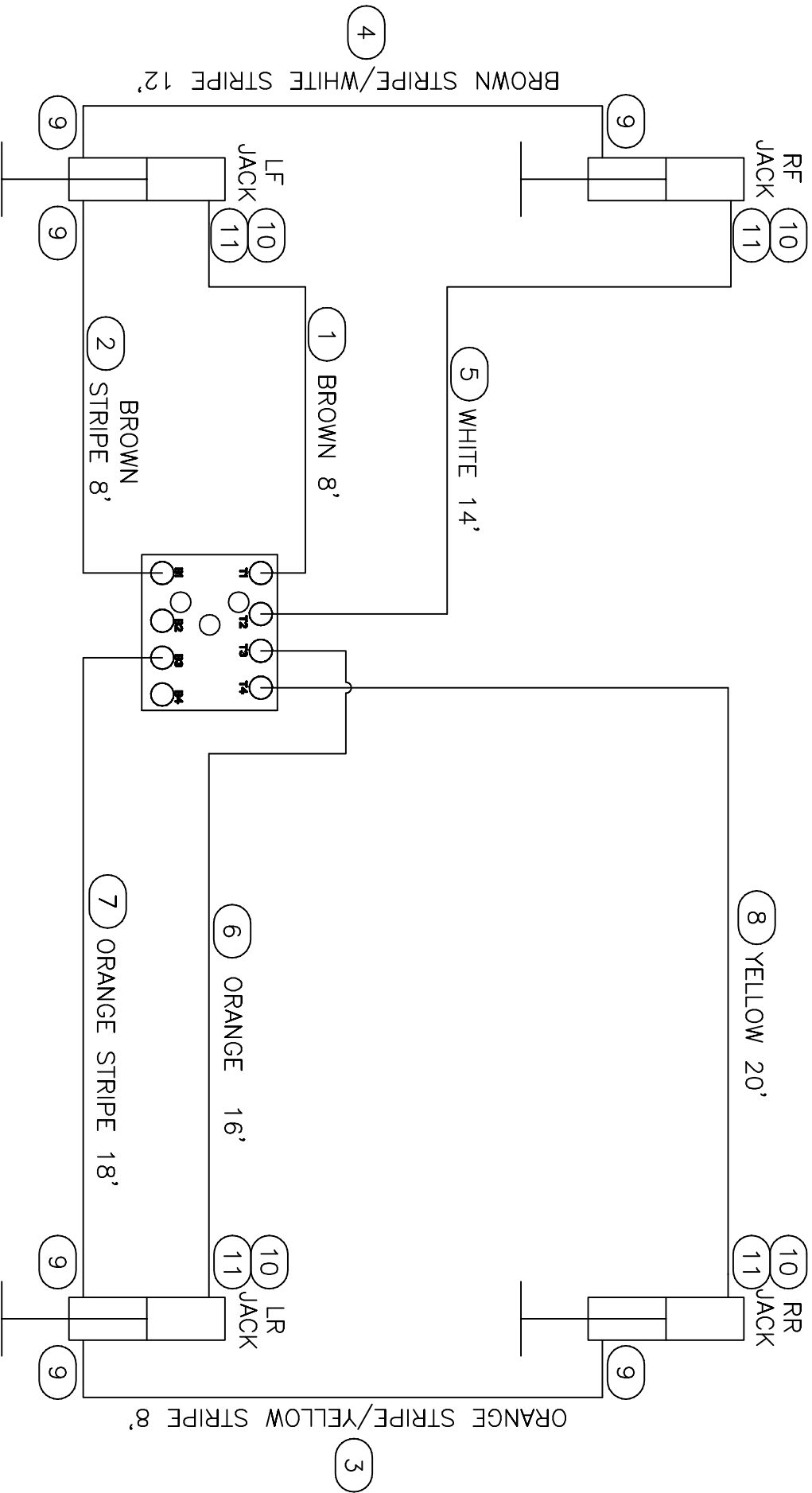
REQUIRED JACK FITTINGS

ITEM	PART#	DESCRIPTION	QUAN
9	1124	FITTING-#4 JIC X #4 OR MALE 90	6
10	1190	FITTING-#4 X #4 JIC SWIVEL 90	4
11	1403	FITTING-RESTRICTOR #6 X #4-042" ORIFICE	4

		
1124 FITTING	1190 FITTING	1403 FITTING

Warranty authorization must come directly from Equalizer Systems. (800) 846-9659.

Equalizer 55169 COUNTRY ROAD 3 ELKHART, IN 46515	#	REVISIONS	BY:	DATE:	TITLE JAYCO HOSE CHART	USED ON: ALANTE 190 WB DS FRONT PUMP	
NOTICE - This drawing, including principles of design, is the property of Doye Corporation, Elkhart, Indiana, with the agreement that it is not to be reproduced, copied, or loaned in any manner that may constitute a detriment directly or indirectly to Doye Corporation. Acceptance of this will be construed as an agreement of the above.					UNLESS OTHERWISE SPECIFIED: TOLERANCES: .XXX ± 0.010 .XX ± 0.010 .X ± 0.030 ANG. ± 1/2" REMOVE ALL BURRS AND SHARP EDGES .015 MAX	SIZE SCALE MATERIAL A 1:1 A S	NOTE D
					DRW BY: SU	DATE: 6/21/19	PART NAME: HOSE KIT-JAYCO ALANTE 190-FRONT DS PUMP
					AP'D BY: —	DATE: —	PAGE: 1 OF 2 DWG NO.: P70239 REV: —



Warranty authorization must come directly from Equalizer Systems. (800) 846-9659.

Equalizer		55169 COUNTY ROAD 3 ELKHART, IN 46515	
#	REVISIONS	BY:	DATE:
UNLESS OTHERWISE SPECIFIED:		TITLE	
TOLERANCES:		JAYCO HOSE CHART	
.XXX ± 0.010		SIZE SCALE MATERIAL	
.XX ± 0.010		A 1:1 A S	
.X ± 0.030		DRW BY: DATE:	
ANG. ± 1/2"		SU 6/21/19	
REMOVE ALL BURRS AND SHARP EDGES .015 MAX		AP'D BY DATE:	
		—	
		USED ON: ALANTE 190 WB DS FRONT PUMP	
		PART NAME: NOTED	
		HOSE KIT-JAYCO ALANTE 190-FRONT DS PUMP	
		PAGE: 2 OF 2	
		DWG NO.: P70239	
		REV: —	

NOTICE - This drawing, including principles of design, is the property of Dye Corporation, Elkhart, Indiana, with the agreement that it is not to be reproduced, copied, or loaned in any manner that may constitute a detriment directly or indirectly to Dye Corporation. Acceptance of this will be construed as an agreement of the above.

KEYPAD TO CONTROLLER HARNESS #6127U
PUMP TO CONTROLLER HARNESS #6799U

USED ON:
ALANTE, PRECEPT, PRECEPT XL, VISION,
& EMBLEM

ON MOTOR BATTERY 2VDC ROUND DC EXTEND	CHASSIS INTERFACE CONNECTIONS			
		PIN/GAGE	COLOR	
		1 18	PINK	
		2 —	EMPTY	
FROM COACH. 12V+ WHEN IGN ON. PARK BRAKE GND WHEN BRAKE ON		3 18	BLACK/YELLOW	
		4 —	EMPTY	

BI-ROTATIONAL PUMP #7948KS/7960KS

HARNESS 6910

INPUT. 12V+ TO LEFT REAR VALVE COIL
INPUT. 12V+ TO RIGHT FRONT VALVE COIL
INPUT. 12V+ TO MOTOR EXTEND SOLENOID
INPUT. 12V+ TO RIGHT REAR VALVE COIL
INPUT. 12V+ TO LEFT FRONT VALVE COIL
INPUT. 12V+ TO MOTOR RETRACT SOLENOID
PRESSURE SW 12V+ OUTPUT

WIRING CONNECTIONS

KEY PAD #3103

PIN	GAGE	COLOR
1	18	RED
2	18	BLACK
3	18	BROWN/WHITE
4	18	GRN/WHITE

AUTO LEVEL CONTROLLER #3197U

PIN/GAGE	COLOR
1 18	RED
2 18	BLACK
3 18	BROWN/WHITE
4 18	GREEN/WHITE

PIN/GAGE	COLOR
1 18	
2 18	
3 18	
4 18	BLACK/YELLOW
5 18	PINK
6 18	

PIN/GAGE	COLOR
1 16	RED
2 16	RED
3 16	BLACK

PIN/GAGE	COLOR
1 18	BROWN
2 18	WHITE
3 18	BROWN
4 18	ORANGE
5 18	YELLOW/BLACK
6	JACK (WHITE)
7 18	GREEN
8 18	BLUE
9 18	ORANGE

T4 = RIGHT REAR JACK (YELLOW)

Equalizer

55169 COUNTRY ROAD 3
ELKHART, IN 46515

REVISIONS

BY:

DATE:

UNLESS OTHERWISE
SPECIFIED:
TOLERANCES:

THE PARK BRAKE INPUT TO THE LEVEL
CONTROLLER ARE GROUND INPUTS. IT IS PULLED
HIGH TO 12V INTERNALLY THROUGH A RESISTOR.
IT IS LOOKING FOR AN ACTIVE LOW INPUT
SIGNAL. WHEN THE PARK BRAKE IS ON, IT'S
SENDING A GROUND TO THE PARK BRAKE INPUT
OF THE LEVEL CONTROLLER.

NOTES:

THE 12V POWER SOURCE MUST NOT DROP BELOW
10.5 VOLTS MEASURED AT THE YELLOW FUSE WIRE
ON THE PUMP OR THE PUMP VALVE COIL BEING
ENERGIZED WITH THE METER GROUND ON THE PUMP
CASE GROUND.

GROUND INPUT
FROM CHASSIS
CONNECTED TO STUD
ON SIDE OF PUMP

EQUALIZER SYSTEMS
MAIN 12V POWER
INPUT. FROM PUMP
MOTOR SOLENOID
AND CHASSIS
BATTERIES.

HARNESS 6572C

PIN/GAGE	COLOR
B 16	BLACK
A 12	RED

PIN/GAGE	COLOR
B 12	BLACK
A 12	RED

GROUND FROM CHASSIS
12V+ YELLOW (20A FUSE)

PIN/GAGE	COLOR
1 18	ORANGE
2 18	WHITE
3 18	BLUE
4 18	YELLOW
5 18	BROWN
6 18	GREEN
7	
8	
9 18	YELLOW/BLACK

PIN/GAGE	COLOR
1 18	ORANGE
2 18	WHITE
3 16	DARK BLUE
4 18	YELLOW
5 18	BROWN
6 16	DARK GREEN
7	
8	
9 18	YELLOW/BLACK

NOTICE – This drawing, including principles of design, is the
property of Days Corporation, Elkhart, Indiana, with the
agreement that it is not to be reproduced, copied, or loaned
in any manner that may constitute a detriment directly or
indirectly to Days Corporation. Acceptance of this will be
construed as an agreement of the above.

REMOVE ALL BURRS AND
SHARP EDGES .015 MAX

TITLE			USED ON:	
AUTO LEVEL SCHEMATIC			JAYCO/ENTEGRA	
SIZE	SCALE	MATERIAL		
A	1: 1			
DRW BY:	DATE:	PART NAME:		
SJ	3/2/15	AUTO LEVEL WIRING SCHEMATIC		
APP'D BY	DATE:	PAGE:	DWG NO.:	REV:
—	—	1 OF 1	P8630B	—

PUMP TO CONTROL PANEL HARNESS #6147

USED ON:
ALANTE, PRECEPT, PRECEPT XL, VISION,
& EMBLEM

CHASSIS INTERFACE CONNECTIONS

PIN#	PAGE	COLOR
1	18	PINK
2	—	EMPTY
3	18	BLACK/YELLOW
4	—	EMPTY

INPUT. IGNITION FROM COACH. 12V+ WHEN IGN ON.

INPUT. PARK BRAKE GND WHEN BRAKE ON

BI-ROTATIONAL PUMP #7948KS/7960KS

HARNESS 6910

PIN#	PAGE	COLOR
1	18	ORANGE
2	18	WHITE
3	16	BLUE
4	18	YELLOW
5	18	BROWN
6	18	GREEN
7		
8		
9	18	YELLOW/BLACK

INPUT. 12V+ TO LEFT REAR VALVE COIL
INPUT. 12V+ TO RIGHT FRONT VALVE COIL
INPUT. 12V+ TO MOTOR EXTEND SOLENOID
INPUT. 12V+ TO RIGHT REAR VALVE COIL
INPUT. 12V+ TO LEFT FRONT VALVE COIL
INPUT. 12V+ TO MOTOR RETRACT SOLENOID

PRESSURE SW 12V+ OUTPUT

SMART LEVEL CONTROL PANEL #3197SRT

INPUT 12V+ FROM PUMP (MINIMUM 10.5V)
INPUT 12V+ FROM PUMP (MINIMUM 10.5V)
INPUT GND FROM PUMP

PIN#	PAGE	COLOR
1	16	RED
2	16	RED
3	16	BLACK

INPUT. PARK BRAKE GND. SEE NOTES
INPUT. 12V+ WHEN IGN ON

OUTPUT 12V+ TO PUMP RETRACT

OUTPUT 12V+ TO PUMP VALVE RR

OUTPUT 12V+ TO PUMP VALVE LR

OUTPUT 12V+ TO PUMP VALVE RF

OUTPUT 12V+ TO PUMP VALVE LF

OUTPUT 12V+ TO PUMP EXTEND

PIN#	PAGE	COLOR
1		
2	18	BLACK/YELLOW
3	18	PINK
4	18	YELLOW/BLACK
5		
6	18	GREEN
7		
8	18	YELLOW
9	18	ORANGE
10	18	WHITE
11	18	BROWN
12	18	BLUE

HARNESS 6572C

PIN#	PAGE	COLOR
B	16	BLACK
A	12	RED

PIN#	PAGE	COLOR
B	12	BLACK
A	12	RED

GROUND FROM CHASSIS
12V+ YELLOW (20A FUSE)

EQUALIZER SYSTEMS
MAIN 12V POWER
INPUT. FROM PUMP
MOTOR SOLENOID
AND CHASSIS
BATTERIES.

GROUND INPUT
FROM CHASSIS
CONNECTED TO STUD
ON SIDE OF PUMP

NOTES:

THE 12V POWER SOURCE MUST NOT DROP BELOW
10.5 VOLTS MEASURED AT THE YELLOW FUSE WIRE
ON THE PUMP OR THE PUMP VALVE COIL BEING
ENERGIZED WITH THE METER GROUND ON THE PUMP
CASE GROUND.

THE PARK BRAKE INPUT TO THE LEVEL
CONTROLLER ARE GROUND INPUTS. IT IS PULLED
HIGH TO 12V INTERNALLY THROUGH A RESISTOR.
IT IS LOOKING FOR AN ACTIVE LOW INPUT
SIGNAL. WHEN THE PARK BRAKE IS ON, IT'S
SENDING A GROUND TO THE PARK BRAKE INPUT
OF THE LEVEL CONTROLLER.

Equalizer

55169 COUNTRY ROAD 3
ELKHART, IN 46515

REVISIONS

BY: DATE:

UNLESS OTHERWISE
SPECIFIED:
TOLERANCES:
.XXX ± 0.010
.XX ± 0.010
.X ± 0.030
ANG. ± 1/2°

NOTICE – This drawing, including principles of design, is the
property of Days Corporation, Elkhart, Indiana, with the
agreement that it is not to be reproduced, copied, or loaned
in any manner that may constitute a detriment directly or
indirectly to Days Corporation. Acceptance of this will be
construed as an agreement of the above.

TITLE
AUTO LEVEL SCHEMATIC

USED ON:

JAYCO/ENTEGRA

SIZE SCALE MATERIAL

A 1: 1

DRW BY:

DATE:
3/2/15

PART NAME:

AUTO LEVEL WIRING SCHEMATIC

PAGE: 1 OF 1 P8630C

REV:

KEYPAD TO CONTROLLER HARNESS #6951
PUMP TO CONTROLLER HARNESS #6955

GAGE		COLOR
18	BLK/YELLOW-BUTT SPLICE	
18	PINK-BUTT SPLICE	

INPUT. PARK BRAKE GND WHEN BRAKE ON
INPUT. IGNITION FROM COACH. 12V+ WHEN IGN ON.

BI-ROTATIONAL PUMP #7948KS

HARNESS 6910

PIN	GAGE	COLOR
1	18	ORANGE
2	18	WHITE
3	18	BLUE
4	18	YELLOW
5	18	BROWN
6	18	GREEN
7		
8		
9	18	YELLOW/BLACK

INPUT. 12V+ TO LEFT REAR VALVE COIL
INPUT. 12V+ TO RIGHT FRONT VALVE COIL
INPUT. 12V+ TO MOTOR EXTEND SOLENOID
INPUT. 12V+ TO RIGHT REAR VALVE COIL
INPUT. 12V+ TO LEFT FRONT VALVE COIL
INPUT. 12V+ TO MOTOR RETRACT SOLENOID

PRESSURE SW 12V+ OUTPUT

KEY PAD #3103

PIN	GAGE	COLOR
1	18	RED
2	18	BLACK
3	18	BROWN/WHITE
4	18	GRN/WHITE

INPUT. 12V
INPUT. GROUND
OUTPUT. DATA
OUTPUT. DATA

AUTO LEVEL CONTROLLER #3197

PIN	GAGE	COLOR
1	18	BROWN/WHITE
2	18	GREEN/WHITE
3	18	RED
4	18	BLACK
5	18	PINK
6	18	BLACK/YELLOW
7		
8		
9		

INPUT. DATA
INPUT. DATA
OUTPUT. POWER TO KEY PAD
OUTPUT. GND TO KEY PAD
INPUT. 12V+ WHEN IGN ON
INPUT. PARK BRAKE GND. SEE NOTES

PIN	GAGE	COLOR
1	12	RED
2	12	BLACK
3	18	BROWN
4	18	WHITE
5	18	YELLOW
6	18	ORANGE
7	18	GREEN
8	18	BLUE
9	18	YELLOW/BLACK

INPUT 12V+ FROM PUMP (MINIMUM 10.5V)
INPUT GND FROM PUMP
OUTPUT 12V+ TO PUMP VALVE LF
OUTPUT 12V+ TO PUMP VALVE RF
OUTPUT 12V+ TO PUMP VALVE RR
OUTPUT 12V+ TO PUMP VALVE LR
OUTPUT 12V+ TO PUMP RETRACT
OUTPUT 12V+ TO PUMP EXTEND
OUTPUT 12V+ TO PUMP PRESSURE SW

HARNESS 6572C

PIN	GAGE	COLOR
B	12	BLACK
A	12	RED

PIN	GAGE	COLOR
B	12	BLACK
A	12	RED

GROUND FROM CHASSIS
12V+ YELLOW (20A FUSE)

EQUALIZER SYSTEMS
MAIN 12V POWER
INPUT. FROM PUMP
MOTOR SOLENOID
AND CHASSIS
BATTERIES.

GROUND INPUT
FROM CHASSIS
CONNECTED TO STUD
ON SIDE OF PUMP

NOTES:

THE 12V POWER SOURCE MUST NOT DROP BELOW 10.5 VOLTS MEASURED AT THE YELLOW FUSE WIRE ON THE PUMP OR THE PUMP VALVE COIL BEING ENERGIZED WITH THE METER GROUND ON THE PUMP CASE GROUND.

THE PARK BRAKE INPUT TO THE LEVEL CONTROLLER ARE GROUND INPUTS. IT IS PULLED HIGH TO 12V INTERNALLY THROUGH A RESISTOR. IT IS LOOKING FOR AN ACTIVE LOW INPUT SIGNAL. WHEN THE PARK BRAKE IS ON, IT'S SENDING A GROUND TO THE PARK BRAKE INPUT OF THE LEVEL CONTROLLER.

Equalizer

55169 COUNTY ROAD 3
ELKHART, IN 46515

#

A

REVISIONS

Pump changed from 7948 to 7948KS

BY:

SJ

DATE:

12-9-16

UNLESS OTHERWISE SPECIFIED:

TOLERANCES:

.XXX ± 0.010

.XX ± 0.010

.X ± 0.030

ANG. ± 1/2°

REMOVE ALL BURRS AND SHARP EDGES .015 MAX

TITLE
AUTO LEVEL SCHEMATIC

USED ON:

JAYCO REDHAWK & GREYHAWK

SIZE SCALE MATERIAL

A 1: 1

DRW BY: SJ

DATE: 12/9/14

DATE: 12/9/14

APP'D BY: SJ

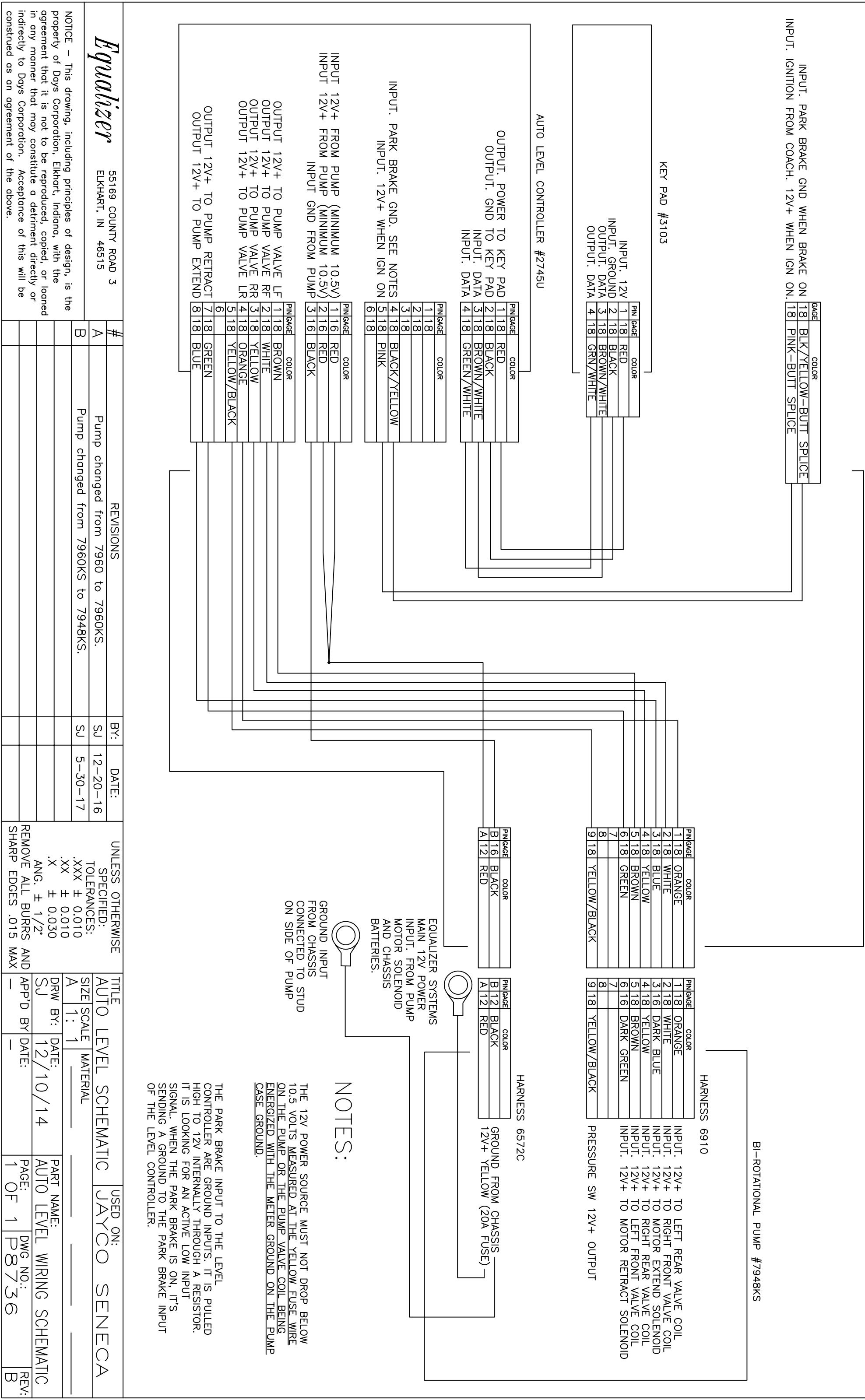
PAGE: 1 OF 1

P8735

REV: A

NOTICE – This drawing, including principles of design, is the property of Days Corporation, Elkhart, Indiana, with the agreement that it is not to be reproduced, copied, or loaned in any manner that may constitute a detriment directly or indirectly to Days Corporation. Acceptance of this will be construed as an agreement of the above.

KEYPAD TO CONTROLLER HARNESS #6975U
PUMP TO CONTROLLER HARNESS #6955U



55169 COUNTRY ROAD 3 ELKHART, IN 46515		REVISIONS		BY:	DATE:	UNLESS OTHERWISE SPECIFIED: TOLERANCES: .XXX ± 0.010 .XX ± 0.010 .X ± 0.030 ANG. ± 1/2° REMOVE ALL BURRS AND SHARP EDGES .015 MAX		TITLE AUTO LEVEL SCHEMATIC	USED ON: JAYCO SENECA
#	A	Pump changed from 7960 to 7960KS.	SJ	12-20-16			DRW BY: SJ	DATE: 12/10/14	PART NAME: AUTO LEVEL WIRING SCHEMATIC
	B	Pump changed from 7960KS to 7948KS.	SJ	5-30-17			APP'D BY	DATE:	PAGE: 1 OF 1
NOTICE – This drawing, including principles of design, is the property of Days Corporation, Elkhart, Indiana, with the agreement that it is not to be reproduced, copied, or loaned in any manner that may constitute a detriment directly or indirectly to Days Corporation. Acceptance of this will be construed as an agreement of the above.									

PUMP TO CONTROL PANEL HARNESS #6133-20

GAGE		COLOR
18	BLK/YELLOW-BLUNT WIRE	
18	PINK-BLUNT WIRE	

INPUT. PARK BRAKE GND WHEN BRAKE ON
INPUT. IGNITION FROM COACH. 12V+ WHEN IGN ON.

BI-ROTATIONAL PUMP #7948KS

HARNESS 6910

PIN/GAGE	COLOR
1 18	ORANGE
2 18	WHITE
3 18	BLUE
4 18	YELLOW
5 18	BROWN
6 18	GREEN
7	
8	
9 18	YELLOW/BLACK

PIN/GAGE	COLOR
1 18	ORANGE
2 18	WHITE
3 16	DARK BLUE
4 18	YELLOW
5 18	BROWN
6 16	DARK GREEN
7	
8	
9 18	YELLOW/BLACK

INPUT. 12V+ TO LEFT REAR VALVE COIL
INPUT. 12V+ TO RIGHT FRONT VALVE COIL
INPUT. 12V+ TO MOTOR EXTEND SOLENOID
INPUT. 12V+ TO RIGHT REAR VALVE COIL
INPUT. 12V+ TO LEFT FRONT VALVE COIL
INPUT. 12V+ TO MOTOR RETRACT SOLENOID
PRESSURE SW 12V+ OUTPUT

SMART LEVEL CONTROL PANEL #3197SRT

INPUT 12V+ FROM PUMP (MINIMUM 10.5V)
INPUT 12V+ FROM PUMP (MINIMUM 10.5V)
INPUT GND FROM PUMP

PIN/GAGE	COLOR
1 16	RED
2 16	RED
3 16	BLACK

INPUT. PARK BRAKE GND. SEE NOTES
INPUT. 12V+ WHEN IGN ON

4 18 YELLOW/BLACK

OUTPUT 12V+ TO PUMP RETRACT

PIN/GAGE	COLOR
1	
2 18	BLACK/YELLOW
3 18	PINK
4 18	YELLOW/BLACK
5	
6 18	GREEN
7	
8 18	YELLOW
9 18	ORANGE
10 18	WHITE
11 18	BROWN
12 18	BLUE

OUTPUT 12V+ TO PUMP VALVE RR
OUTPUT 12V+ TO PUMP VALVE LR
OUTPUT 12V+ TO PUMP VALVE RF
OUTPUT 12V+ TO PUMP VALVE LF
OUTPUT 12V+ TO PUMP EXTEND

PIN/GAGE	COLOR
1 16	RED
2 16	RED
3 16	BLACK

EQUALIZER SYSTEMS
MAIN 12V POWER
INPUT. FROM PUMP
MOTOR SOLENOID
AND CHASSIS
BATTERIES.

GROUND INPUT
FROM CHASSIS
CONNECTED TO STUD
ON SIDE OF PUMP

NOTES:

THE 12V POWER SOURCE MUST NOT DROP BELOW
10.5 VOLTS MEASURED AT THE YELLOW FUSE WIRE
ON THE PUMP OR THE PUMP VALVE COIL BEING
ENERGIZED WITH THE METER GROUND ON THE PUMP
CASE GROUND.

THE PARK BRAKE INPUT TO THE LEVEL
CONTROLLER ARE GROUND INPUTS. IT IS PULLED
HIGH TO 12V INTERNALLY THROUGH A RESISTOR.
IT IS LOOKING FOR AN ACTIVE LOW INPUT
SIGNAL. WHEN THE PARK BRAKE IS ON, IT'S
SENDING A GROUND TO THE PARK BRAKE INPUT
OF THE LEVEL CONTROLLER.

55169 COUNTRY ROAD 3 ELKHART, IN 46515		REVISIONS		BY:	DATE:	UNLESS OTHERWISE SPECIFIED: TOLERANCES: .XXX ± 0.010 .XX ± 0.010 .X ± 0.030 ANG. ± 1/2° REMOVE ALL BURRS AND SHARP EDGES .015 MAX		TITLE	USED ON:
#				BY:	DATE:			AUTO LEVEL SCHEMATIC	JAYCO SENECA

Equalizer

55169 COUNTRY ROAD 3
ELKHART, IN 46515

#	REVISIONS	BY:	DATE:
A	Pump changed from 7960 to 7960KS.	SJ	12-20-16
B	Pump changed from 7960KS to 7948KS.	SJ	5-30-17
C	Changed to Smart Level.	SJ	5-10-18

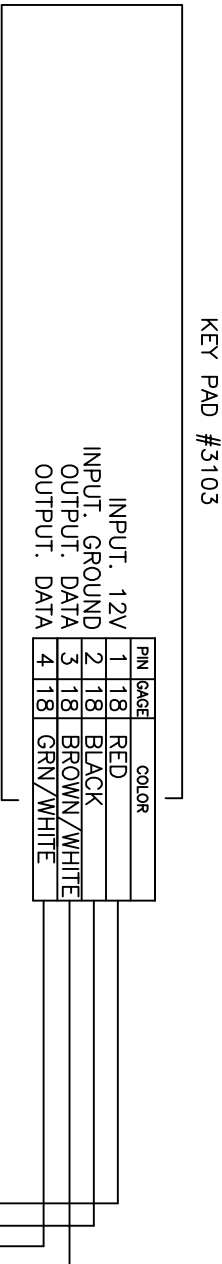
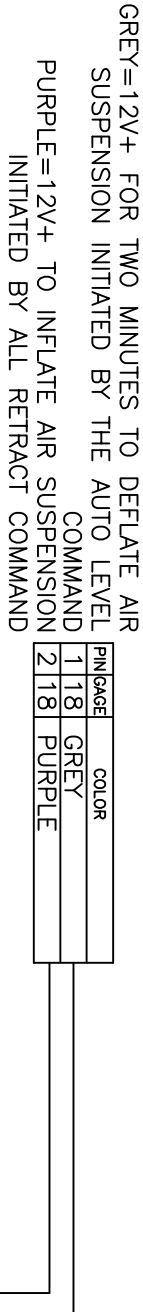
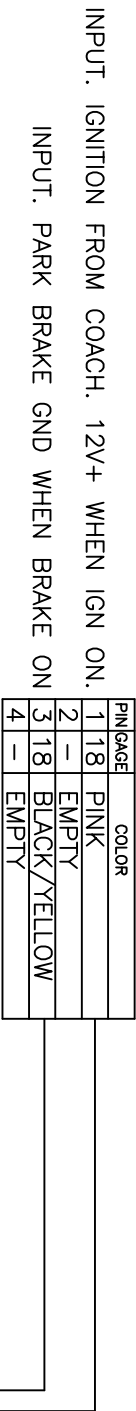
NOTICE – This drawing, including principles of design, is the property of Days Corporation, Elkhart, Indiana, with the agreement that it is not to be reproduced, copied, or loaned in any manner that may constitute a detriment directly or indirectly to Days Corporation. Acceptance of this will be construed as an agreement of the above.

TITLE		USED ON:	
AUTO LEVEL SCHEMATIC		JAYCO SENECA	
SIZE	SCALE	MATERIAL	
A	1: 1		
DRW BY:	DATE:	PART NAME:	
SJ	12/10/14	AUTO LEVEL WIRING SCHEMATIC	
APP'D BY	DATE:	PAGE:	DWG. NO.:
—	—	1 OF 1	P8736
			REV: C

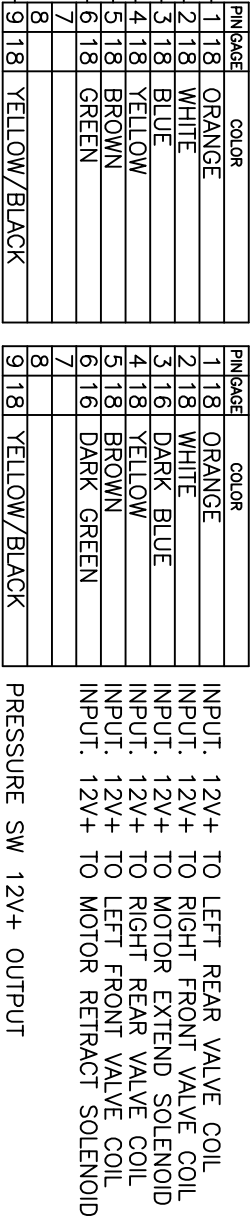
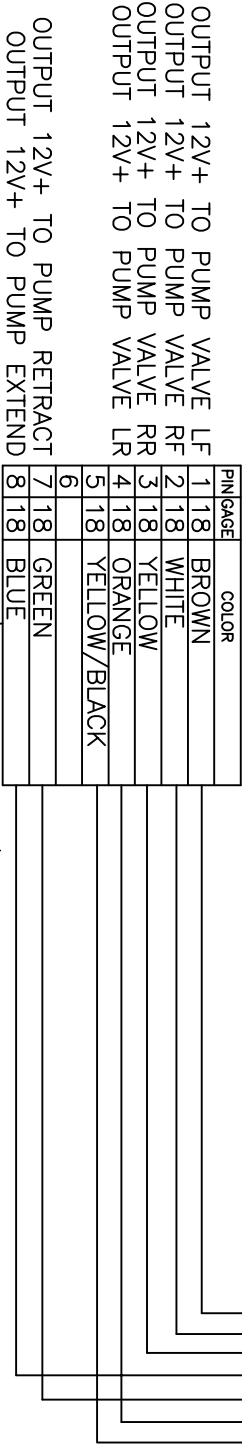
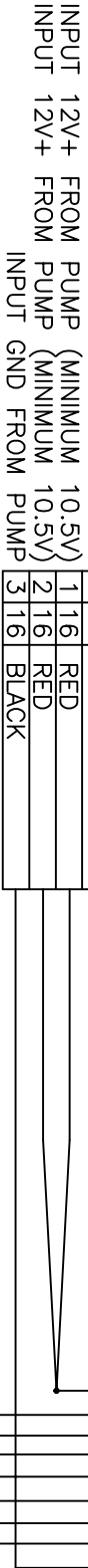
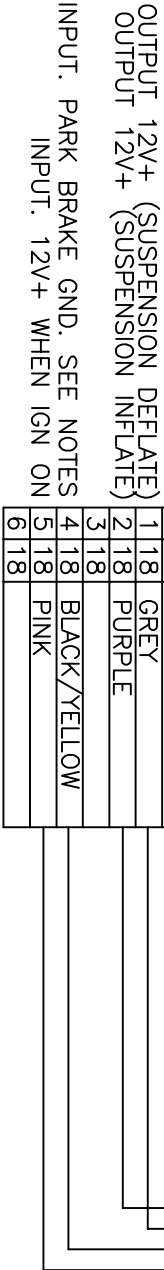
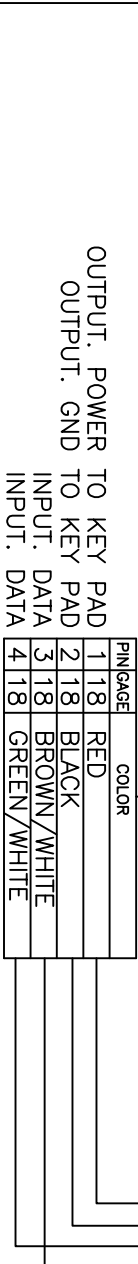
KEYPAD TO CONTROLLER HARNESS #6800U
PUMP TO CONTROLLER HARNESS #6799U

USED ON:
EMBARK, REATTA, INSIGNIA, & ASPIRE

CHASSIS INTERFACE CONNECTIONS



AUTO LEVEL CONTROLLER #2745U



EQUALIZER SYSTEMS
MAIN 12V POWER
INPUT. FROM PUMP
MOTOR SOLENOID
AND CHASSIS
BATTERIES.

GROUND INPUT
FROM CHASSIS
CONNECTED TO STUD
ON SIDE OF PUMP

NOTES:

THE 12V POWER SOURCE MUST NOT DROP BELOW 10.5 VOLTS MEASURED AT THE YELLOW FUSE WIRE ON THE PUMP OR THE PUMP VALVE COIL BEING ENERGIZED WITH THE METER GROUND ON THE PUMP CASE GROUND.

THE PARK BRAKE INPUT TO THE LEVEL CONTROLLER ARE GROUND INPUTS. IT IS PULLED HIGH TO 12V INTERNALLY THROUGH A RESISTOR. IT IS LOOKING FOR AN ACTIVE LOW INPUT SIGNAL. WHEN THE PARK BRAKE IS ON, IT'S SENDING A GROUND TO THE PARK BRAKE INPUT OF THE LEVEL CONTROLLER.

55169 COUNTRY ROAD 3
ELKHART, IN 46515

Equalizer

#	REVISIONS
A	CHANGED IGN INPUT & PB GRND PLUG FROM 2 WAY TO 4 WAY

BY:	DATE:
SJ	1/4/17

UNLESS OTHERWISE SPECIFIED:
TOLERANCES:
.XXX ± 0.010
.XX ± 0.010
.X ± 0.030
ANG. ± 1/2°

TITLE	USED ON:
AUTO LEVEL SCHEMATIC	JAYCO/ENTEGRA

DRW BY: SJ	DATE: 3/2/15	PART NAME: AUTO LEVEL WIRING SCHEMATIC
APP'D BY	DATE:	PAGE: 1 OF 1
REMOVE ALL BURRS AND SHARP EDGES .015 MAX		DWG. NO.: P8739
		REV: A

NOTICE – This drawing, including principles of design, is the property of Days Corporation, Elkhart, Indiana, with the agreement that it is not to be reproduced, copied, or loaned in any manner that may constitute a detriment directly or indirectly to Days Corporation. Acceptance of this will be construed as an agreement of the above.