

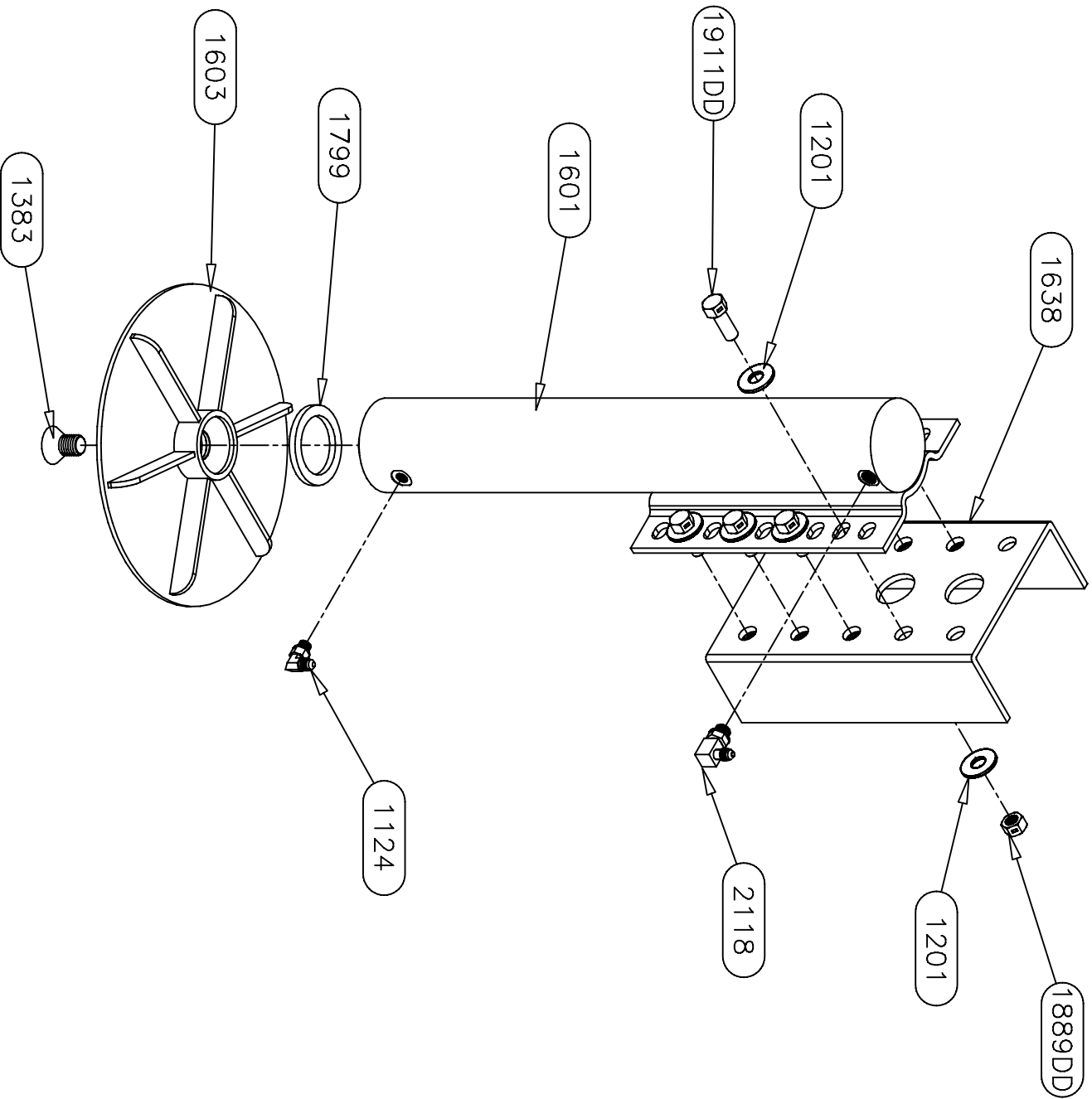


**FOREST RIVER DIESEL  
MODELS AND PARTS  
VOLUME III**

## **TABLE OF CONTENTS-VOLUME III**

Jack Drawings	(7134, 7214)	3-6
Slide Drawings	(1925 Bracket Change, 7257, 7258, 7258A, 7293, 7293A, 7343, 7343B, 7369, 7455, 7495FR, 7570, 7602, 7607, 7662, 7708, 7783, 7795, 7796, 7889, 7900, 7903, 7926, 7993, 7993A, 7997, 70005, 70006, 70015, 70016, 70040, 70041, 70042, 70043, 70058, 70058A, 70062, 70090, 70151, 70158, 70236, 70279, 70328, 70359, 70382)	7-146
Pump Drawings	(1716/1745 Valve Change, 7330, 7380, 7604, 7604A, 7611, 7611KS, 7666, 7667, 7668, 7731, 7731KS, 7744, 7801, 7931)	147-189
Hose Kits	(7423A, 7423B, 70044, 70044A, 70044B, 70059, 70088A, 70088B, 70235, 70265, 70280, 70336, 70360)	190-228



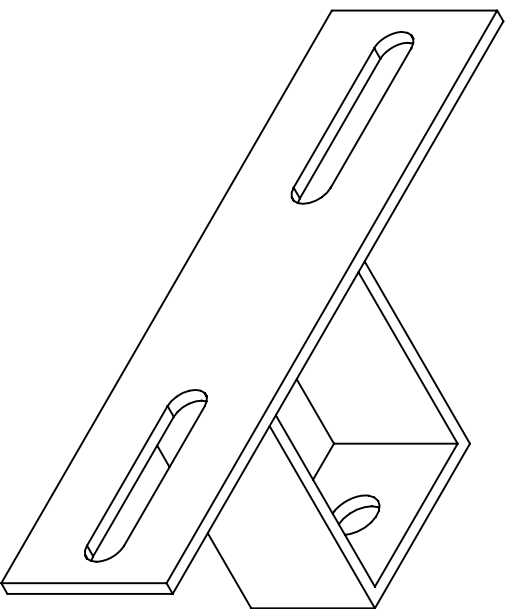


<b>Equalizer</b>		55169 COUNTY ROAD 3 ELKHART, IN 46515		#		REVISIONS		BY: DATE:		UNLESS OTHERWISE SPECIFIED: TOLERANCES: .XXX ± 0.010 .XX ± 0.010 .X ± 0.030 ANG. ± 1/2° REMOVE ALL BURRS AND SHARP EDGES .015 MAX		TITLE DP/SL 18 FIXED LEG ASSEMBLY		USED ON: FOREST RIVER	
NOTICE - This drawing, including principles of design, is the property of Days Corporation, Elkhart, Indiana, with the agreement that it is not to be reproduced, copied, or loaned in any manner that may constitute a detriment directly or indirectly to Days Corporation. Acceptance of this will be construed as an agreement of the above.												SIZE SCALE MATERIAL A 1:1 AS		NOTED	
												DRAW BY: DATE: SU 2/18/09		PART NAME: DP/SL 18 FIXED LEG ASSEMBLY	
												PAGE: 2 OF 2		DWG NO.: P7134	
														REV: -	

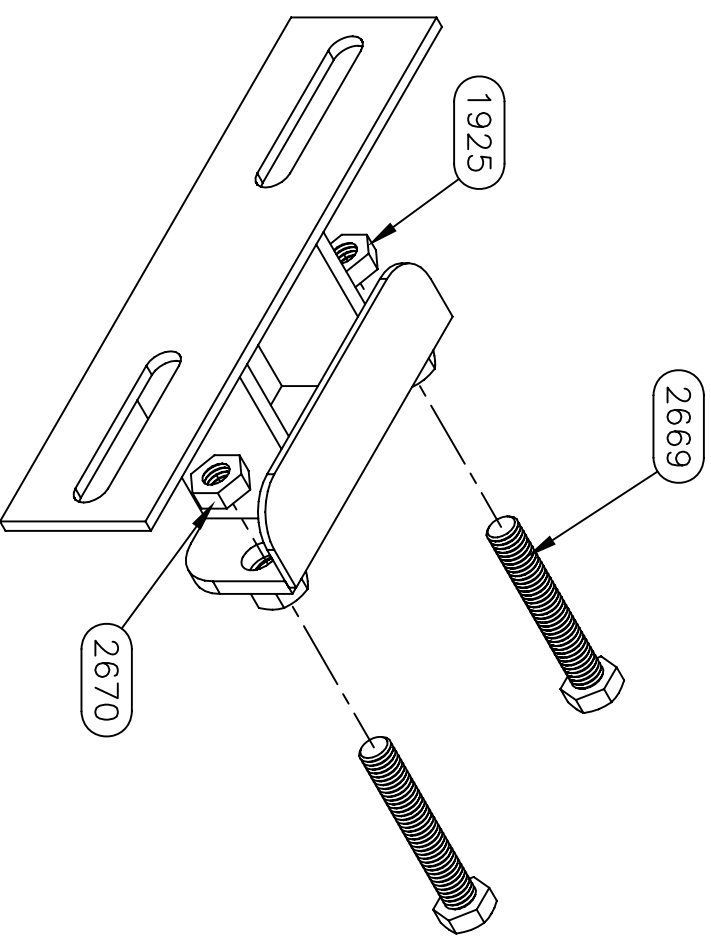








ORIGINAL 1925 BRACKET  
USED ON ALL CENTER  
CYLINDER SLIDES (EXCEPT  
NORCO/EQUALIZER HYBRID)  
THROUGH NOVEMBER 2010



NEW STYLE 1925 BRACKET  
USED ON ALL CENTER  
CYLINDER SLIDES (EXCEPT  
NORCO/EQUALIZER HYBRID)  
STARTING IN NOVEMBER 2010  
THIS REPLACES THE OLD ONE  
AND REQUIRES (2) 2669  
BOLTS, AND (2) 2670 NUTS,  
THAT ARE USED AS STOPS  
FOR THE SLIDE

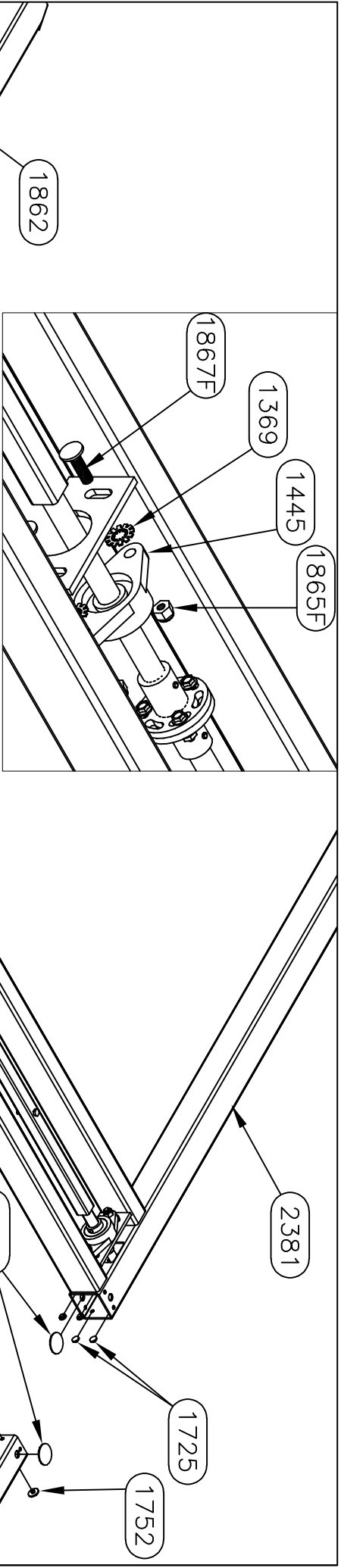
**Warranty authorization must come directly  
from Equalizer Systems. (800) 846-9659.**

<b>Equalizer</b>		55169 COUNTRY ROAD 3 ELKHART, IN 46515		
#	REVISIONS		BY:	DATE:
UNLESS OTHERWISE SPECIFIED: TOLERANCES: .XXX ± 0.010 .XX ± 0.010 .X ± 0.030 ANG. ± 1/2° REMOVE ALL BURRS AND SHARP EDGES .015 MAX				
TITLE CYLINDER MOUNT BRACKET CHANGE		USED ON: FOREST RIVER DIESEL		
SIZE SCALE A 1: 1	MATERIAL	DRW BY: SU	DATE: 11/17/10	PART NAME: BRACKET-CYLINDER MOUNT MAIN
APPROVED BY: DATE:		PAGE: 1 OF 1	DWG NO.: P 1925	REV: -

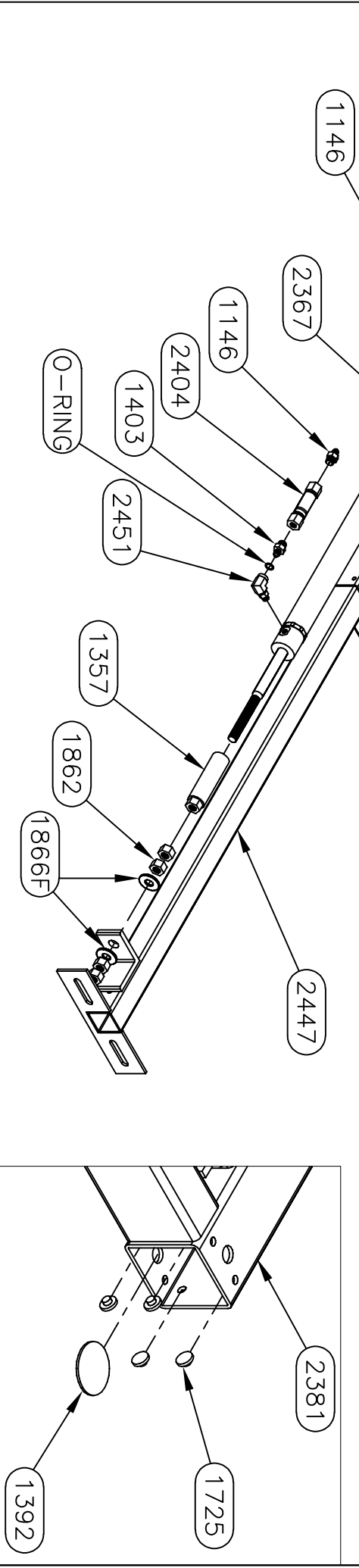
NOTICE - This drawing, including principles of design, is the property of Days Corporation, Elkhart, Indiana, with the agreement that it is not to be reproduced, copied, or loaned in any manner that may constitute a detriment directly or indirectly to Days Corporation. Acceptance of this will be construed as an agreement of the above.







SEE SHEET FOUR FOR  
SHAFT PARTS NUMBERS



*Equalizer*

55169 COUNTY ROAD 3  
ELKHART, IN 46515

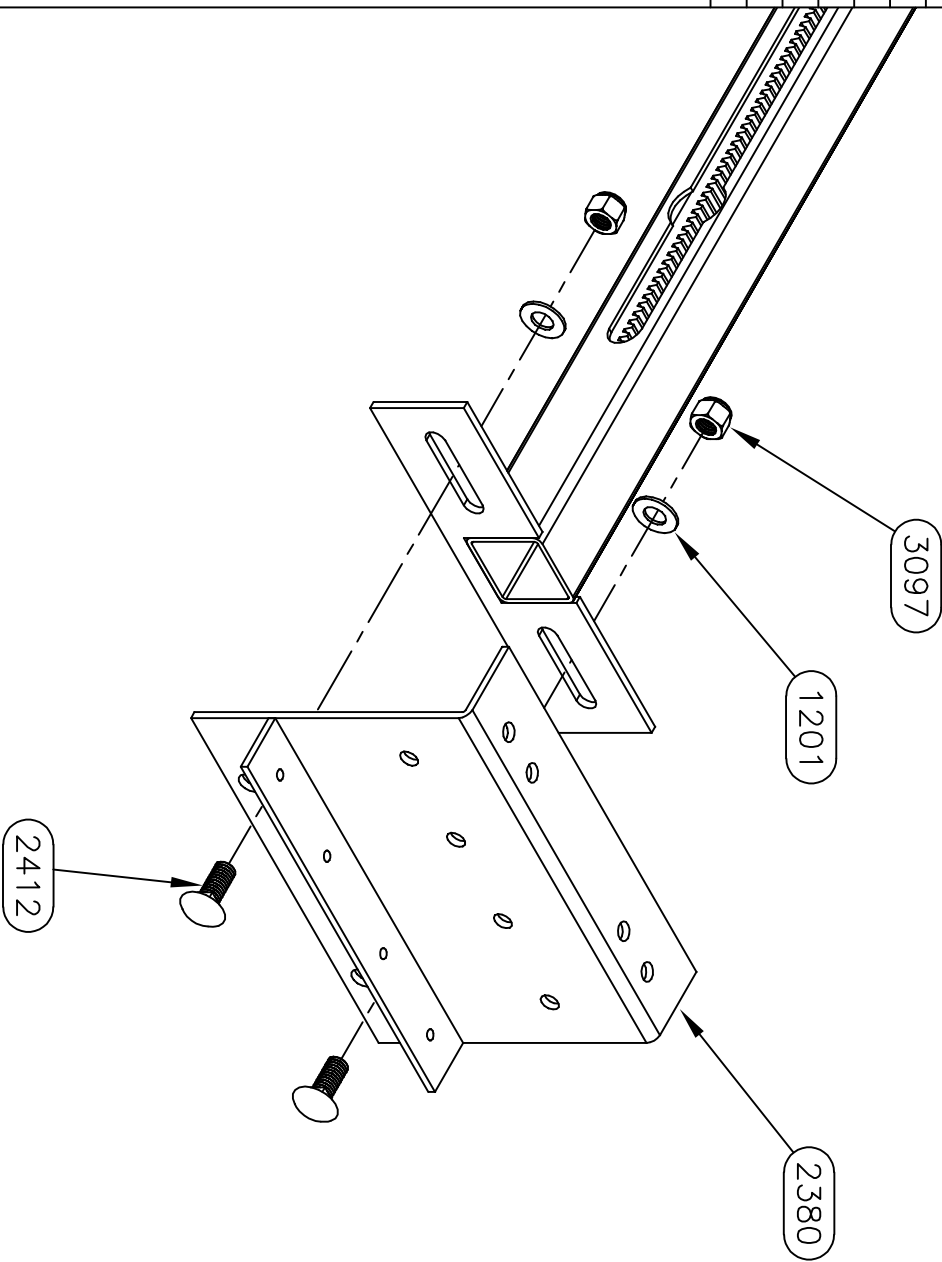
#	REVISIONS	BY:	DATE:
A	Updated shaft and tube numbers.	SJ	7/22/19

TITLE	USED ON:
MAIN SLIDE ASSEMBLY	FOREST RIVER DIESEL
SIZE SCALE MATERIAL	
A 1:1	
DRW BY: SU	DATE: 3/13/09
APP'D BY: —	DATE: —
PAGE: 2 OF 4	PART NAME: MAIN SLIDE—20"
DWG NO.: P7257	REV: A

NOTICE – This drawing, including principles of design, is the property of Days Corporation, Elkhart, Indiana, with the agreement that it is not to be reproduced, copied, or loaned in any manner that may constitute a detriment directly or indirectly to Days Corporation. Acceptance of this will be construed as an agreement of the above.

7257HD PARTS LIST

PART #	DESCRIPTION	QUAN
1201	WASHER-1/2 SAE FLAT ZINC	4
2380	PLATE-ROOM MOUNT PLATE-FR KITCHEN	2
2412	BOLT-1/2-13 X 1 1/4 G5 ZINC CARRIAGE	4
3097	NUT-1/2-13 NYLOCK	4



Equalizer

55169 COUNTRY ROAD 3  
ELKHART, IN 46515

#

Updated shaft and tube numbers.

REVISIONS

BY: DATE:  
SU 7/22/19

UNLESS OTHERWISE

SPECIFIED:

TOLERANCES:

.XXX ± 0.010

.XX ± 0.030

.X ± 0.030

ANG. ± 1/2°

REMOVE ALL BURRS AND

SHARP EDGES .015 MAX

TITLE  
MAIN SLIDE ASSEMBLY

USED ON:

FOREST RIVER DIESEL

SIZE SCALE MATERIAL

A 1:1

DRW BY: DATE:

SU 3/13/09

AP'D BY DATE:

—

—

—

—

—

—

—

—

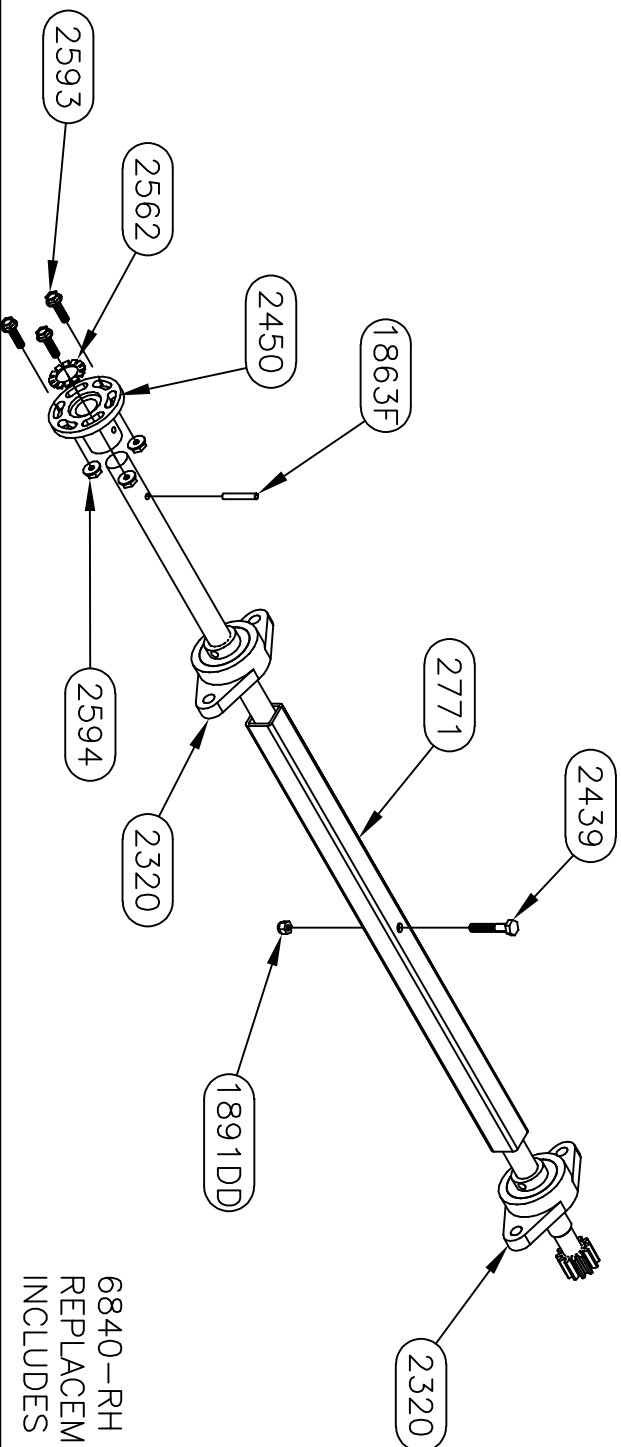
PART NAME: SLIDE-20"

PAGE: 3 OF 4

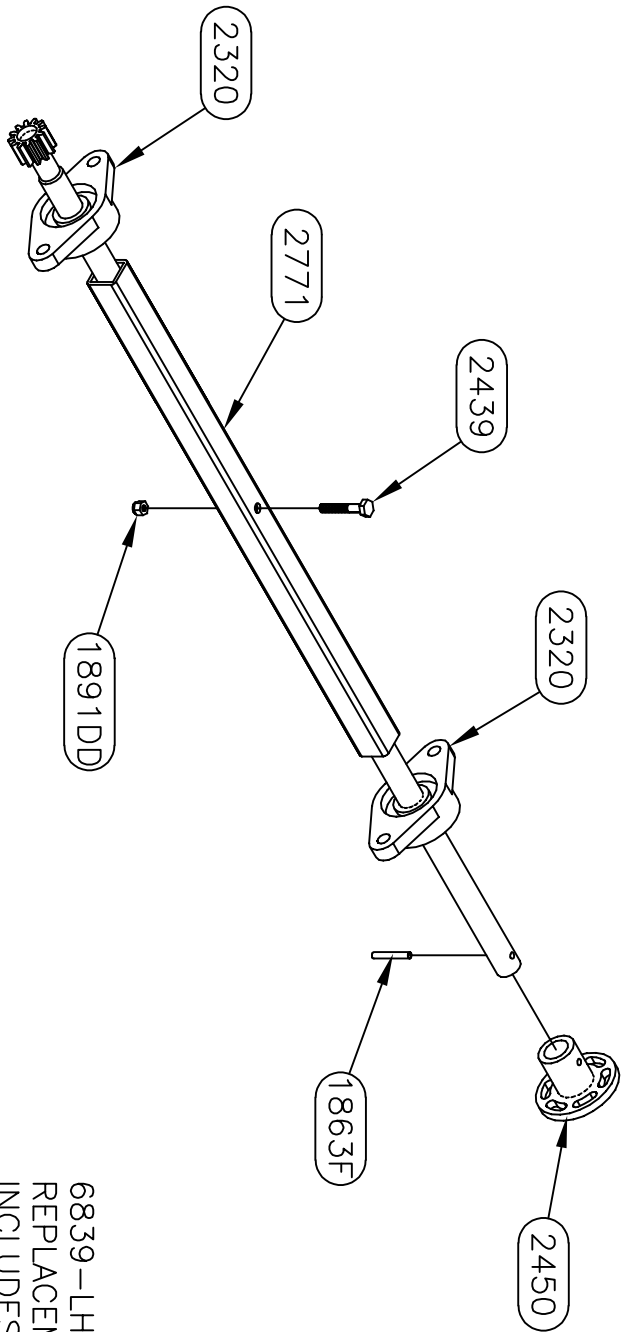
DWG NO.: 7257

REV: A

NOTICE - This drawing, including principles of design, is the property of Doy's Corporation, Elkhart, Indiana, with the agreement that it is not to be reproduced, copied, or loaned in any manner that may constitute a detriment directly or indirectly to Doy's Corporation. Acceptance of this will be construed as an agreement of the above.



6840-RH ASSEMBLY (7257)  
REPLACEMENT SHAFT ASSEMBLY  
INCLUDES ALL PARTS SHOWN

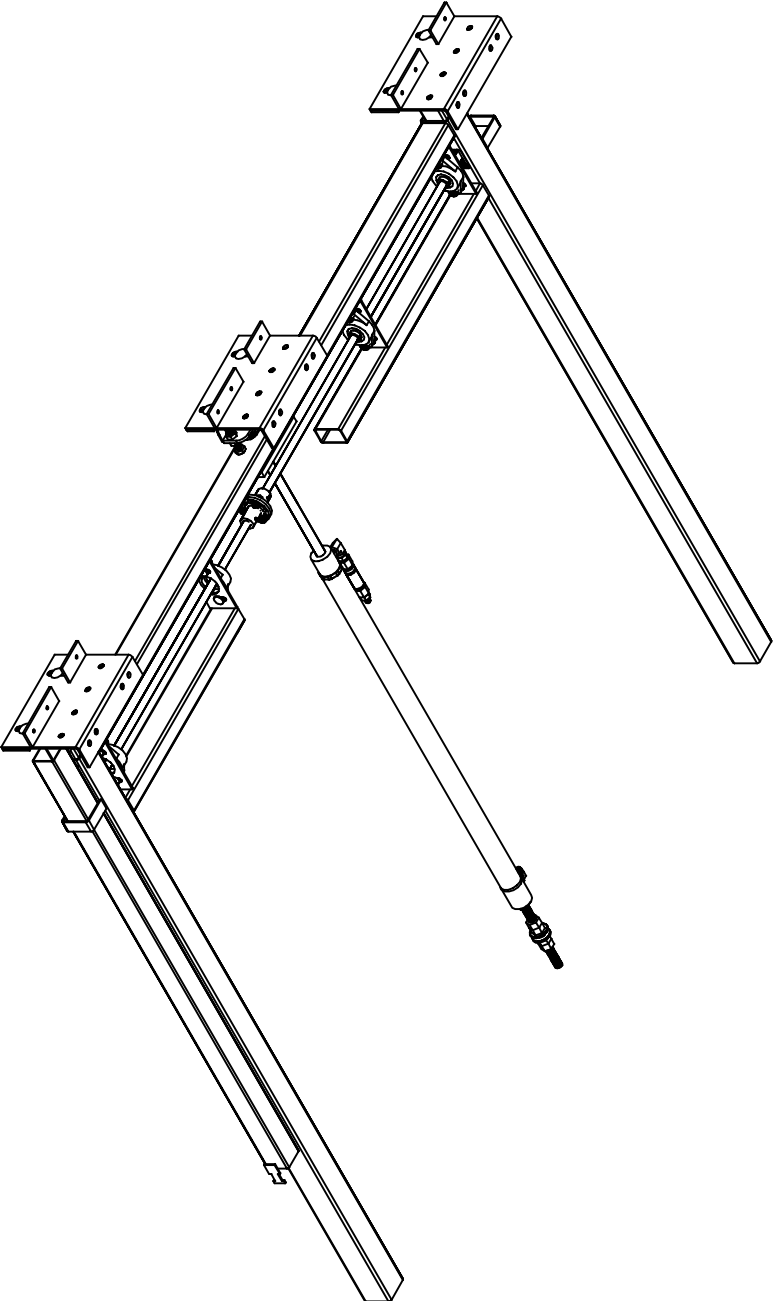


6839-LH ASSEMBLY (7257)  
REPLACEMENT SHAFT ASSEMBLY  
INCLUDES ALL PARTS SHOWN

<b>Equalizer</b> 55169 COUNTRY ROAD 3 ELKHART, IN 46515		#	REVISIONS Updated shaft and tube numbers.		BY:	DATE:	UNLESS OTHERWISE SPECIFIED: TOLERANCES: XXX ± 0.010 XX ± 0.030 X ± 1/2" ANG. ± 1/2" REMOVE ALL BURRS AND SHARP EDGES .015 MAX		TITLE MAIN SLIDE ASSEMBLY SIZE SCALE MATERIAL		USED ON: FOREST RIVER DIESEL	
		A			SU	7/22/19			DRAW BY: 3/13/09 DATE: 3/13/09 PART NAME: MAIN SLIDE-20"		PAGE: 4 OF 4 DWG NO.: 7257 REV: A	

NOTICE - This drawing, including principles of design, is the property of Doye Corporation, Elkhart, Indiana, with the agreement that it is not to be reproduced, copied, or loaned in any manner that may constitute a detriment directly or indirectly to Doye Corporation. Acceptance of this will be construed as an agreement of the above.

7258 PARTS LIST		
PART#	DESCRIPTION	QUAN
1124	FITTING-#4 JIC X #4 OR MALE 90	1
1146	FITTING-#6 OR X #4 JIC ADAPT	1
1368	SHAFT-5/8 X 38 1/4 COLD ROLL & GEAR	1
1369	WASHER-3/8 EXT/INT TOOTH LOCK	8
1392	BUTTON-1.5" UHMW	6
1403	FITTING-RESTRICTOR #6 X #4 -042 ORIFICE	1
1445	BEARING-2 BOLT FLANGE	4
1693	SHAFT-5/8 X 30 5/8 COLD ROLL & GEAR	1
1725	BUTTON-1/2" UHMW	8
1728L	TUBE-36" DRIVE LH & GEAR RACK	1
1728R	TUBE-36" DRIVE RH & GEAR RACK	1
1752	BUTTON-3/4" UHMW	4
1862	NUT-5/8-18 GR 2 FHN	6
1863F	PIN-3/16 X 1 1/4 SPRING	2
1865F	NUT-3/8-16 NYLOCK Z	8
1866F	WASHER-5/8 FLAT	4
1867F	BOLT-3/8-16 X 1 1/4 CARRIAGE ZINC	8
1891DD	NUT-1/4-20 NYLOCK	1
1925	BRACKET-CYLINDER MOUNT MAIN	1
1938DD	WASHER 1/4 FLAT	2
1947DD	BOLT-1/4-20 X 1 1/4 HHCS	1
2119	FRAME-MAIN SLIDE FRAME-FR	1
2368	CYLINDER-SLIDE 1 1/2" X 32"	1
2404	VALVE-ANTI CREEP	1
2451	FITTING-#4 FEM X #4 O-RING 90	1
2499	SCREW-1/4 X 1 1/4 TEK	2
2539	COUPLING-5/8" TIMING SHAFT	2
2561	WASHER-5/8 STAR	1
2593	SCREW-1/4-20 X FLANGE	3
2594	NUT-1/4-20 FLANGE	3
2699	BOLT-1/2-13 X 3 TAP GR 5	2
2670	NUT-1/2-13 JAM NUT	2
2778W	GUARD-CYLINDER ROD	1
2967	NUT-5/8-18 HEX JAM NUT	2
3471*	TUBE-ELECTRIC CORD-2" SQUARE	1

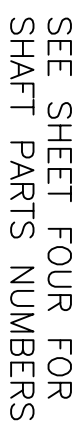
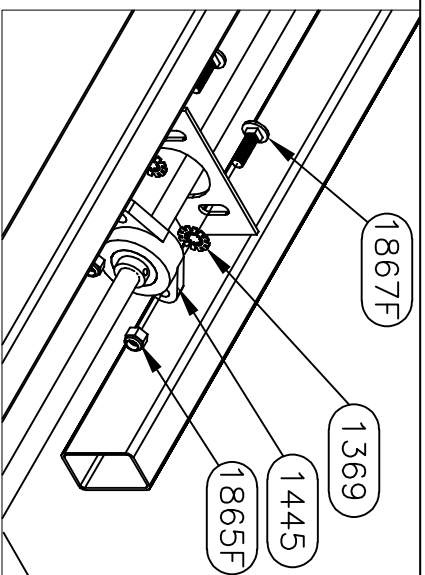


\*Part 3471 was Part 3283 which was part 1791 prior to 2017-3471 & 3283 are interchangeable, 1791 is not.

**Warranty authorization must come directly from Equalizer Systems. (800) 846-9659.**

55169 COUNTRY ROAD 3 ELKHART, IN 46515																																																																																																																																																																																																																																																																																																																																																																																																																																																																																																																																																																																																																																																																																																																																																																																																																																																																																																																																																																																																																																																																																																																																																																																																																																																																																																																																											
---	--	--	--	--	--	--	--	--	--	--	--	--	--	--	--	--	--	--	--	--	--	--	--	--	--	--	--	--	--	--	--	--	--	--	--	--	--	--	--	--	--	--	--	--	--	--	--	--	--	--	--	--	--	--	--	--	--	--	--	--	--	--	--	--	--	--	--	--	--	--	--	--	--	--	--	--	--	--	--	--	--	--	--	--	--	--	--	--	--	--	--	--	--	--	--	--	--	--	--	--	--	--	--	--	--	--	--	--	--	--	--	--	--	--	--	--	--	--	--	--	--	--	--	--	--	--	--	--	--	--	--	--	--	--	--	--	--	--	--	--	--	--	--	--	--	--	--	--	--	--	--	--	--	--	--	--	--	--	--	--	--	--	--	--	--	--	--	--	--	--	--	--	--	--	--	--	--	--	--	--	--	--	--	--	--	--	--	--	--	--	--	--	--	--	--	--	--	--	--	--	--	--	--	--	--	--	--	--	--	--	--	--	--	--	--	--	--	--	--	--	--	--	--	--	--	--	--	--	--	--	--	--	--	--	--	--	--	--	--	--	--	--	--	--	--	--	--	--	--	--	--	--	--	--	--	--	--	--	--	--	--	--	--	--	--	--	--	--	--	--	--	--	--	--	--	--	--	--	--	--	--	--	--	--	--	--	--	--	--	--	--	--	--	--	--	--	--	--	--	--	--	--	--	--	--	--	--	--	--	--	--	--	--	--	--	--	--	--	--	--	--	--	--	--	--	--	--	--	--	--	--	--	--	--	--	--	--	--	--	--	--	--	--	--	--	--	--	--	--	--	--	--	--	--	--	--	--	--	--	--	--	--	--	--	--	--	--	--	--	--	--	--	--	--	--	--	--	--	--	--	--	--	--	--	--	--	--	--	--	--	--	--	--	--	--	--	--	--	--	--	--	--	--	--	--	--	--	--	--	--	--	--	--	--	--	--	--	--	--	--	--	--	--	--	--	--	--	--	--	--	--	--	--	--	--	--	--	--	--	--	--	--	--	--	--	--	--	--	--	--	--	--	--	--	--	--	--	--	--	--	--	--	--	--	--	--	--	--	--	--	--	--	--	--	--	--	--	--	--	--	--	--	--	--	--	--	--	--	--	--	--	--	--	--	--	--	--	--	--	--	--	--	--	--	--	--	--	--	--	--	--	--	--	--	--	--	--	--	--	--	--	--	--	--	--	--	--	--	--	--	--	--	--	--	--	--	--	--	--	--	--	--	--	--	--	--	--	--	--	--	--	--	--	--	--	--	--	--	--	--	--	--	--	--	--	--	--	--	--	--	--	--	--	--	--	--	--	--	--	--	--	--	--	--	--	--	--	--	--	--	--	--	--	--	--	--	--	--	--	--	--	--	--	--	--	--	--	--	--	--	--	--	--	--	--	--	--	--	--	--	--	--	--	--	--	--	--	--	--	--	--	--	--	--	--	--	--	--	--	--	--	--	--	--	--	--	--	--	--	--	--	--	--	--	--	--	--	--	--	--	--	--	--	--	--	--	--	--	--	--	--	--	--	--	--	--	--	--	--	--	--	--	--	--	--	--	--	--	--	--	--	--	--	--	--	--	--	--	--	--	--	--	--	--	--	--	--	--	--	--	--	--	--	--	--	--	--	--	--	--	--	--	--	--	--	--	--	--	--	--	--	--	--	--	--	--	--	--	--	--	--	--	--	--	--	--	--	--	--	--	--	--	--	--	--	--	--	--	--	--	--	--	--	--	--	--	--	--	--	--	--	--	--	--	--	--	--	--	--	--	--	--	--	--	--	--	--	--	--	--	--	--	--	--	--	--	--	--	--	--	--	--	--	--	--	--	--	--	--	--	--	--	--	--	--	--	--	--	--	--	--	--	--	--	--	--	--	--	--	--	--	--	--	--	--	--	--	--	--	--	--	--	--	--	--	--	--	--	--	--	--	--	--	--	--	--	--	--	--	--	--	--	--	--	--	--	--	--	--	--	--	--	--	--	--	--	--	--	--	--	--	--	--	--	--	--	--	--	--	--	--	--	--	--	--	--	--	--	--	--	--	--	--	--	--	--	--	--	--	--	--	--	--	--	--	--	--	--	--	--	--	--	--	--	--	--	--	--	--	--	--	--	--	--	--	--	--	--	--	--	--	--	--	--	--	--	--	--	--	--	--	--	--	--	--	--	--	--	--	--	--	--	--	--	--	--	--	--	--	--	--	--	--	--	--	--	--	--	--	--	--	--	--	--	--	--	--	--	--	--	--	--	--	--	--	--	--	--	--	--	--	--	--	--	--	--	--	--	--	--	--	--	--	--	--	--	--	--	--	--	--	--	--	--	--	--	--	--	--	--	--	--	--	--	--	--	--	--	--	--	--	--	--	--	--	--	--	--	--	--	--	--	--	--	--	--	--	--	--	--	--	--	--	--	--	--	--	--	--	--	--	--	--	--	--	--	--	--	--	--	--	--	--	--	--	--	--	--	--	--	--	--	--	--	--	--	--	--	--	--	--	--	--	--	--	--	--	--	--	--	--	--	--	--	--	--	--	--	--	--	--	--	--	--	--	--	--	--	--	--	--	--	--	--	--	--	--	--	--	--	--	--	--	--	--	--	--	--	--	--	--	--	--	--	--	--	--	--	--	--	--	--	--	--	--	--	--	--	--	--	--	--	--	--	--	--	--	--	--	--	--	--	--	--	--	--	--	--	--	--	--	--	--	--	--	--	--	--	--	--	--	--	--	--	--	--	--	--	--	--	--	--	--	--	--	--	--	--	--	--	--	--	--	--	--	--	--	--	--	--	--	--	--	--	--	--	--	--	--	--	--	--	--	--	--	--	--	--	--	--	--	--	--	--	--	--	--	--	--	--	--	--	--	--	--	--	--	--	--	--	--	--	--	--	--	--	--	--	--	--	--	--	--	--	--	--	--	--	--	--	--

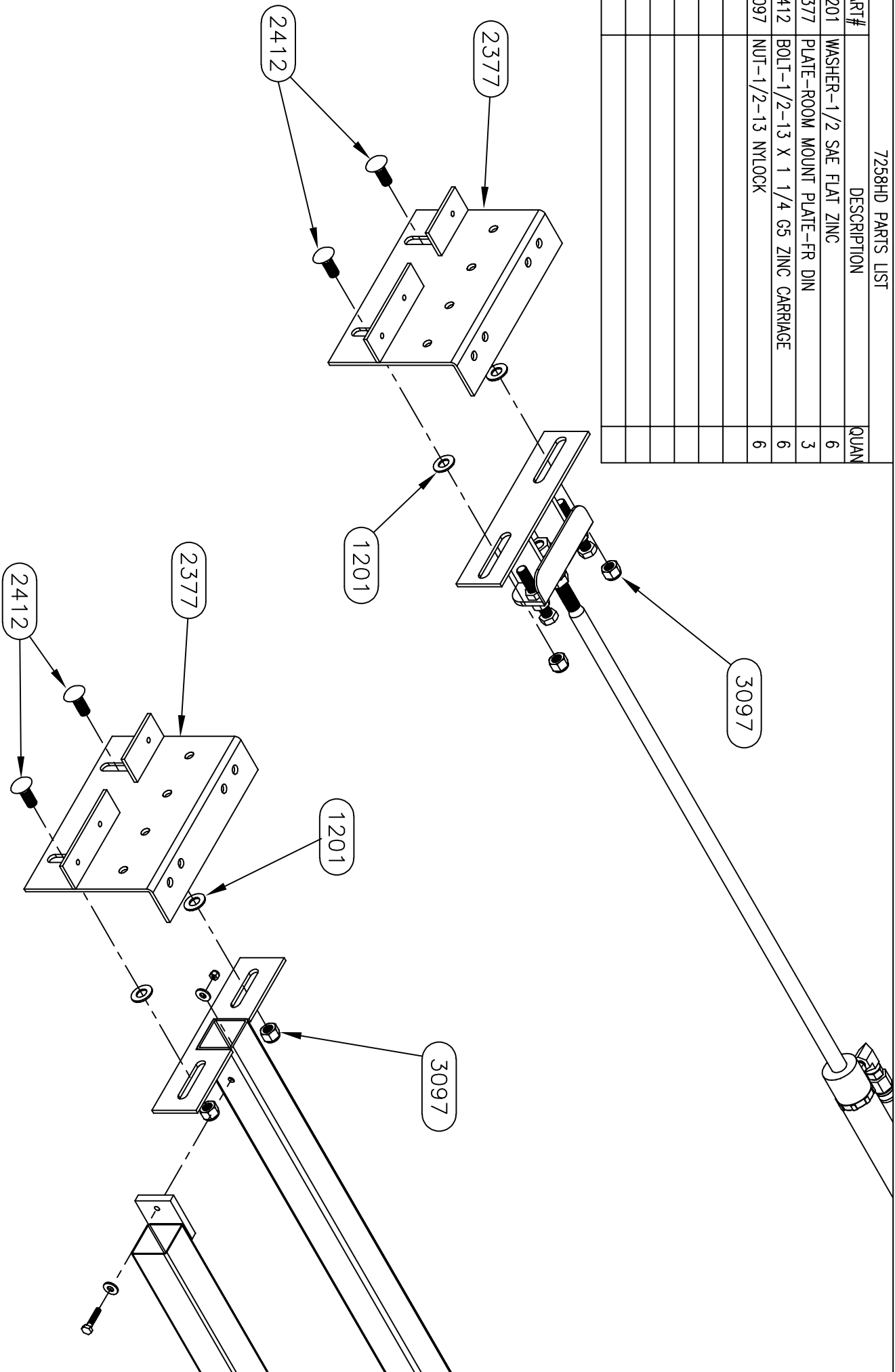




<i>Equalizer</i>		55169 COUNTY ROAD 3 ELKHART, IN 46515	
		REVISONS	
#		BY:	DATE:
A	E-cord tube was 1791 & general updates	SJ	6/21/17
B	CHANGED E-CORD TUBE FROM 3283 TO 3471	SJ	2/13/18
		UNLESS OTHERWISE SPECIFIED:	
		TOLERANCES:	
		.XXX ± 0.010	
		.X ± 0.010	
		.XG ± 0.030	
		ANG. ± 1/2°	
		REMOVE ALL BURRS AND SHARP EDGES .015 MAX	
TITLE		USED ON:	
MAIN SLIDE ASSEMBLY		FOREST RIVER DIESEL	
SIZE	SCALE	MATERIAL	
A	1:1		
DRAW BY:	DATE:	PART NAME:	
SJ	3/13/09	MAIN	SLIDE-32"
APP'D BY:	DATE:	PAGE:	DWG NO.:
—	—	2 OF 4	P258
			REV: B

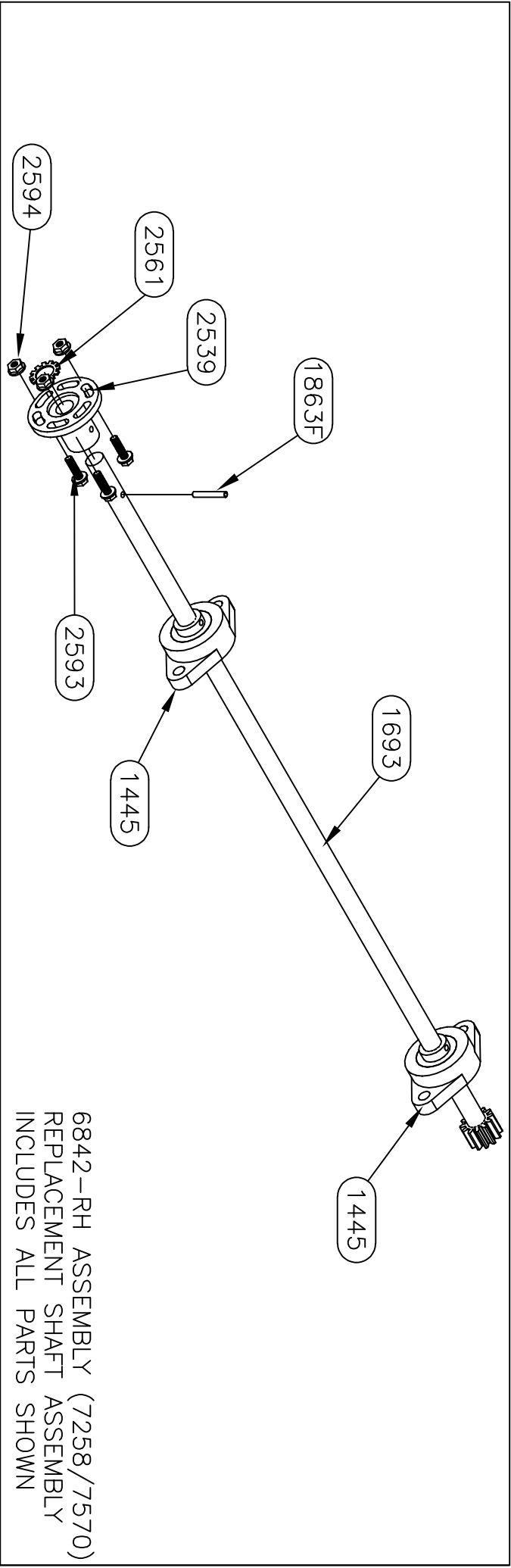
7258HD PARTS LIST

PART#	DESCRIPTION	QUAN
1201	WASHER-1/2 SAE FLAT ZINC	6
2377	PLATE-ROOM MOUNT PLATE-FR DIN	3
2412	BOLT-1/2-13 X 1 1/4 G5 ZINC CARRIAGE	6
3097	NUT-1/2-13 NYLOCK	6

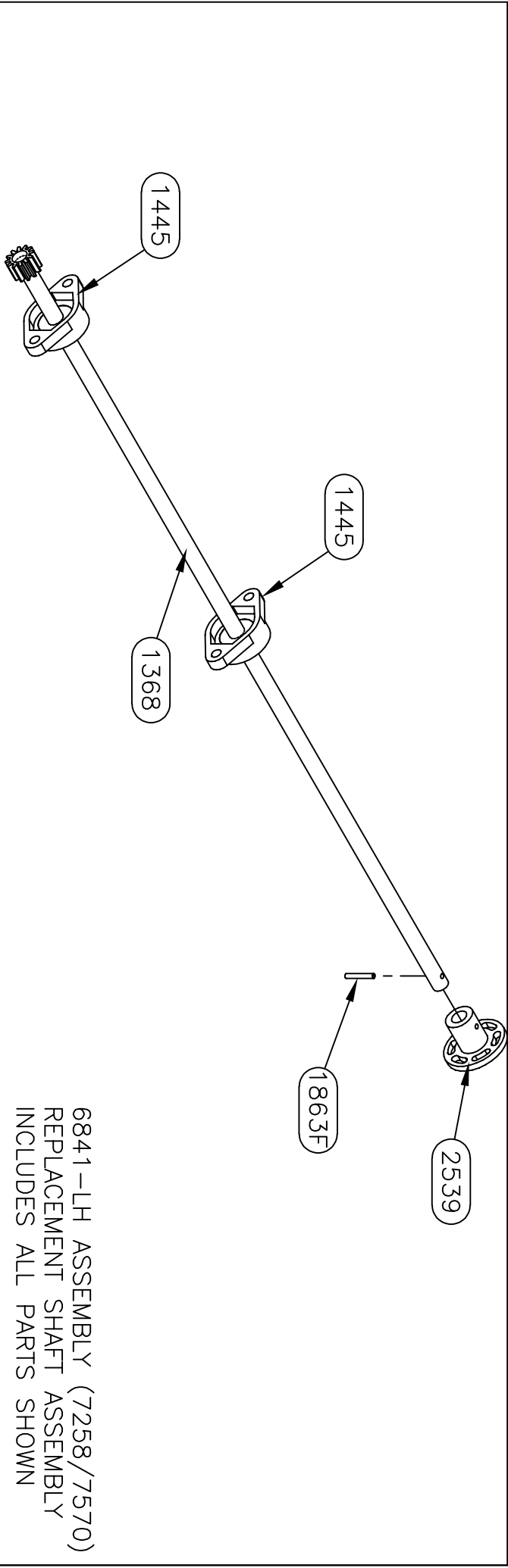


<b>Equalizer</b>		55169 COUNTRY ROAD 3		#		REVISIONS		UNLESS OTHERWISE SPECIFIED:		TITLE		USED ON:	
ELKHART, IN 46515				A		E-cord tube was 1791 & general updates		TOLERANCES:		MAIN SLIDE ASSEMBLY		FOREST RIVER DIESEL	
		B		CHANGED E-CORD TUBE FROM 3283 TO 3471		BY: SU		DATE: 6/21/17		SIZE SCALE MATERIAL			
						BY: SU		DATE: 2/13/18		DRAW BY: SU		DATE: 3/13/09	
								ANG. ± 1/2°		PART NAME: MAIN		SLIDE-32"	
								REMOVE ALL BURRS AND SHARP EDGES .015 MAX		APPROVED BY: DATE:		PAGE: 3 OF 4	
												DWG NO.: P7258	
												REV: B	

NOTICE - This drawing, including principles of design, is the property of Doye Corporation, Elkhart, Indiana, with the agreement that it is not to be reproduced, copied, or loaned in any manner that may constitute a detriment directly or indirectly to Doye Corporation. Acceptance of this will be construed as an agreement of the above.



6842-RH ASSEMBLY (7258/7570)  
REPLACEMENT SHAFT ASSEMBLY  
INCLUDES ALL PARTS SHOWN

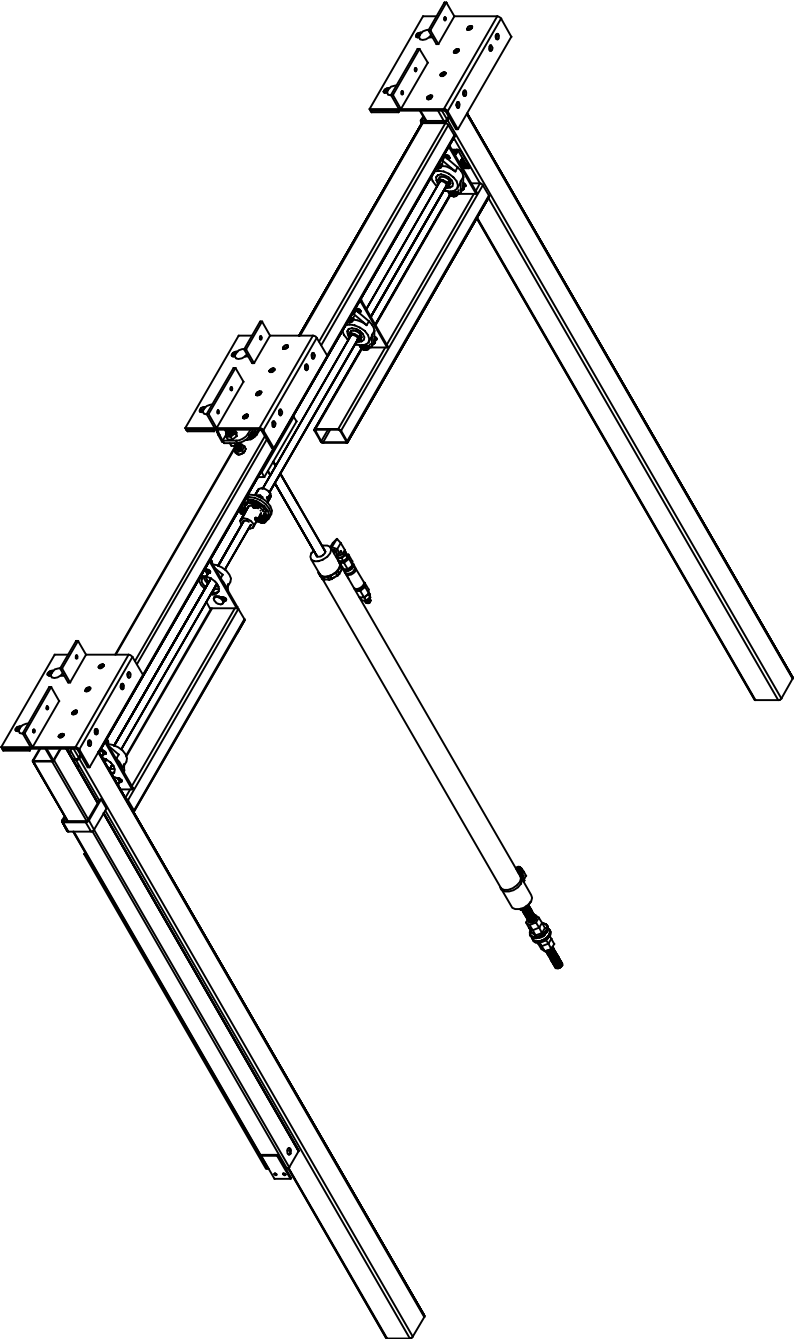


6841-LH ASSEMBLY (7258/7570)  
REPLACEMENT SHAFT ASSEMBLY  
INCLUDES ALL PARTS SHOWN

<b>Equalizer</b>		55169 COUNTRY ROAD 3 ELKHART, IN 46515			
#	REVISIONS	BY:	DATE:	UNLESS OTHERWISE SPECIFIED: TOLERANCES: .XXX ± 0.010 .XX ± 0.010 .X ± 0.020 ANG. ± 1/2" REMOVE ALL BURRS AND SHARP EDGES .015 MAX	
A	E-cord tube was 1791 & general updates	SJ	6/21/17		
B	CHANGED E-CORD TUBE FROM 3283 TO 3471	SJ	2/13/18	TITLE MAIN SLIDE ASSEMBLY SIZE SCALE MATERIAL A 1:1 DRW BY: SU AP'D BY: DATE: 3/13/09 PART NAME: MAIN SLIDE-32"	
				PAGE: 4 OF 4	DWG NO.: P7258
					REV: B

NOTICE - This drawing, including principles of design, is the property of Doye Corporation, Elkhart, Indiana, with the agreement that it is not to be reproduced, copied, or loaned in any manner that may constitute a detriment directly or indirectly to Doye Corporation. Acceptance of this will be construed as an agreement of the above.


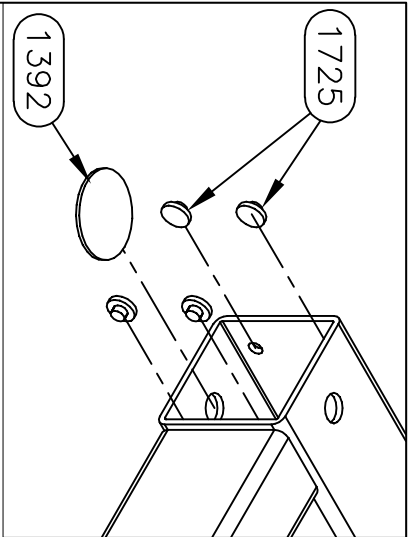
7258A PARTS LIST		
PART #	DESCRIPTION	QUAN
1124	FITTING-#4 JIC X #4 OR MALE 90	1
1146	FITTING-#6 OR X #4 JIC ADAPT	1
1368	SHAFT-5/8 X 38 1/4 COLD ROLL & GEAR	1
1369	WASHER-3/8 EXT/INT TOOTH LOCK	8
1392	BUTTON-1.5" UHMW	8
1403	FITTING-RESTRICTOR #6 X #4 -042 ORIFICE	1
1445	BEARING-2 BOLT FLANGE	4
1693	SHAFT-5/8 X 30 5/8 COLD ROLL & GEAR	1
1725	BUTTON-1/2" UHMW	8
1728L	TUBE-36" DRIVE LH & GEAR RACK	1
1728R	TUBE-36" DRIVE RH & GEAR RACK	1
1752	BUTTON-3/4" UHMW	4
1862	NUT-5/8-18 GR 2 FHN	6
1863F	PIN-3/16 X 1 1/4 SPRING	2
1865F	NUT-3/8-16 NYLOCK Z	8
1866F	WASHER-5/8 FLAT	4
1867F	BOLT-3/8-16 X 1 1/4 CARRIAGE ZINC	8
1891DD	NUT-1/4-20 NYLOCK	1
1925	BRACKET-CYLINDER MOUNT MAIN	1
1938DD	WASHER 1/4 FLAT	2
1947DD	BOLT-1/4-20 X 1 1/4 HHCS	1
2119X	FRAME-MAIN SLIDE FRAME-FR-2021	1
2368	CYLINDER-SLIDE 1 1/2" X 32"	1
2404	VALVE-ANTI CREEP	1
2451	FITTING-#4 FEM X #4 O-RING 90	1
2499	SCREW-1/4 X 1 1/4 TEK	2
2539	COUPLING-5/8" TIMING SHAFT	2
2561	WASHER-5/8 STAR	1
2593	SCREW-1/4-20 X FLANGE	3
2594	NUT-1/4-20 FLANGE	3
2699	BOLT-1/2-13 X 3 TAP GR 5	2
2670	NUT-1/2-13 JAM NUT	2
2778W	GUARD-CYLINDER ROD	1
2967	NUT-5/8-18 HEX JAM NUT	2
3471A	TUBE-ELECTRIC CORD-2" SQ-2021	1



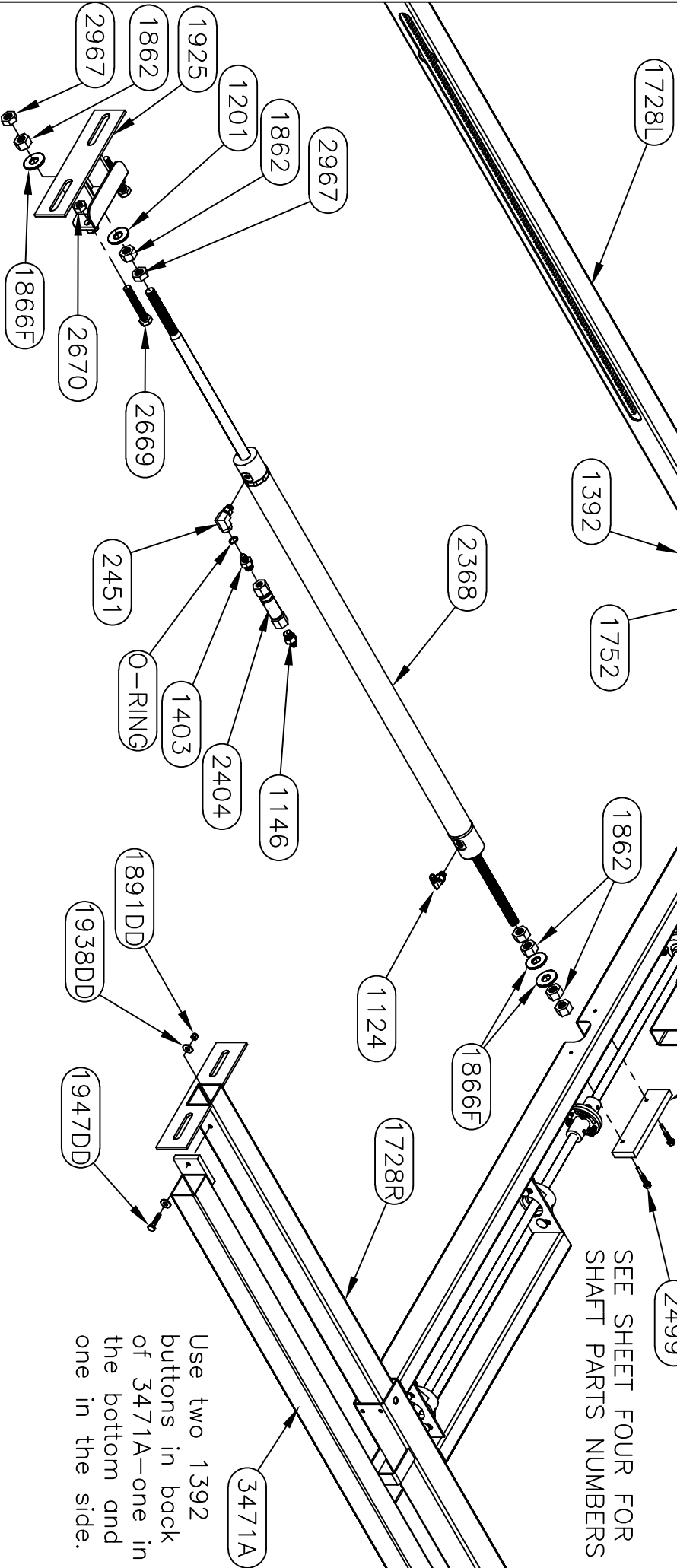
**Warranty authorization must come directly from Equalizer Systems. (800) 846-9659.**

<div> <div> <div>55169 COUNTRY ROAD 3</div> <div>ELKHART, IN 46515</div> </div> <div> <div>Equalizer</div> </div> </div>			#	REVISIONS		BY:	DATE:	UNLESS OTHERWISE SPECIFIED:		TITLE	USED ON:	
NOTICE - This drawing, including principles of design, is the property of Doye Corporation, Elkhart, Indiana, with the agreement that it is not to be reproduced, copied, or loaned in any manner that may constitute a detriment directly or indirectly to Doye Corporation. Acceptance of this will be construed as an agreement of the above.								TOLERANCES:		MAIN SLIDE ASSEMBLY	FOREST RIVER DIESEL	
								.XXX ± 0.010		SIZE SCALE	MATERIAL	
								.XX ± 0.010		A 1: 1		
								.X ± 0.030		DRW BY:	DATE:	
								ANG. ± 1/2"		SU	1/17/20	
								REMOVE ALL BURRS AND SHARP EDGES .015 MAX		AP'D BY	DATE:	
										—		
											PART NAME:	
											MAIN SLIDE-32"-2021	
											PAGE:	
											1 OF 4	
											DWG NO.: P7258A	
											REV:	
											—	





SEE SHEET FOUR FOR  
SHAFT PARTS NUMBERS



**Equilizer**

55169 COUNTRY ROAD 3  
ELKHART, IN 46515

#

REVISIONS

BY:

DATE:

UNLESS OTHERWISE  
SPECIFIED:  
TOLERANCES:  
.XXX ± 0.010  
.XX ± 0.020  
.X ± 1/2"

TITLE  
MAIN SLIDE ASSEMBLY  
SIZE SCALE MATERIAL  
A 1:1

USED ON:  
FOREST RIVER DIESEL

DRW BY: DATE:

PART NAME:  
MAIN SLIDE-32"-2021

SU 1/17/20

PAGE: DWG NO.:  
2 OF 4 P7258A

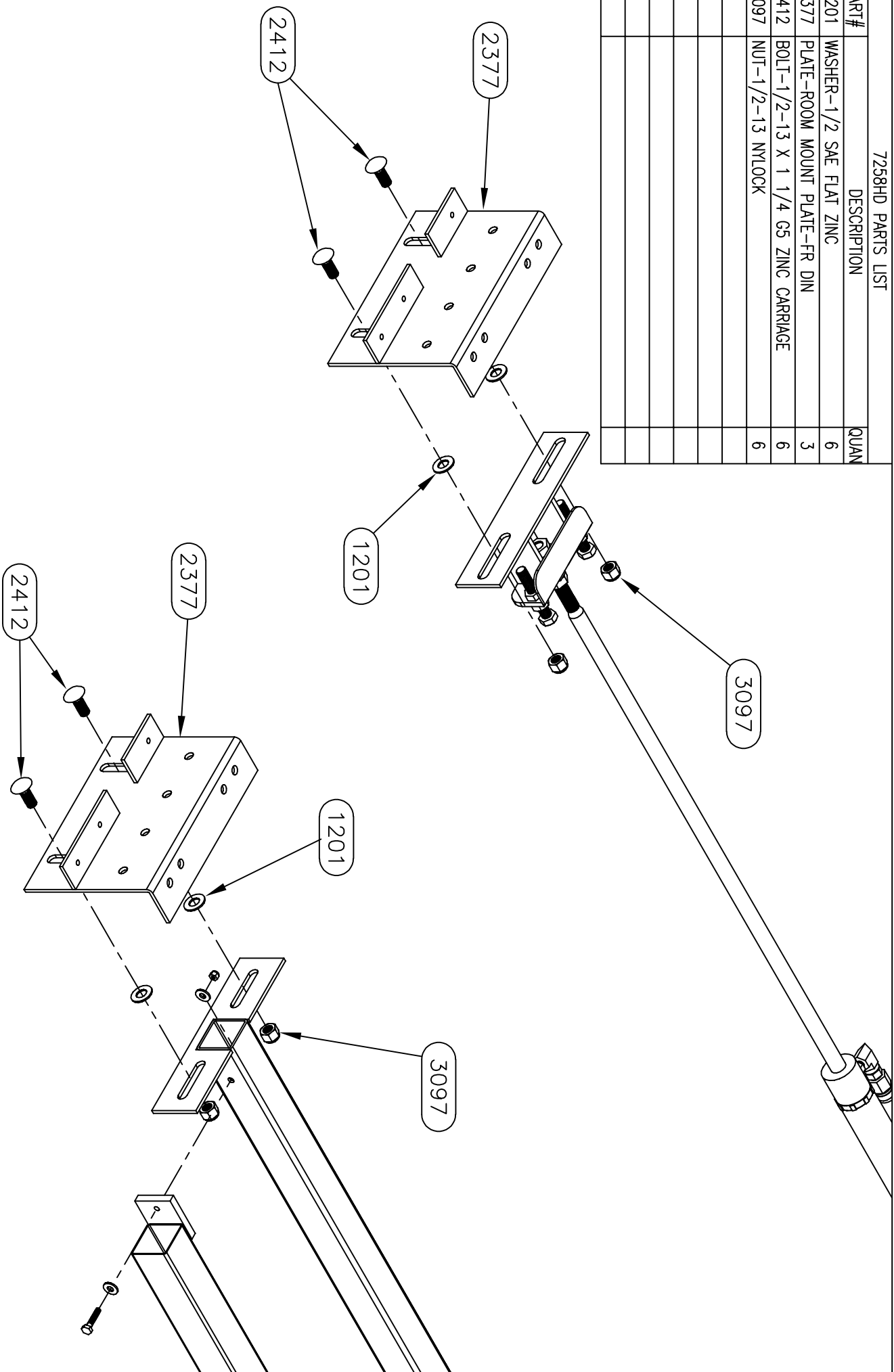
APPD BY DATE:

REV:

NOTICE - This drawing, including principles of design, is the property of Doye Corporation, Elkhart, Indiana, with the agreement that it is not to be reproduced, copied, or loaned in any manner that may constitute a detriment directly or indirectly to Doye Corporation. Acceptance of this will be construed as an agreement of the above.

7258HD PARTS LIST

PART#	DESCRIPTION	QUAN
1201	WASHER-1/2 SAE FLAT ZINC	6
2377	PLATE-ROOM MOUNT PLATE-FR DIN	3
2412	BOLT-1/2-13 X 1 1/4 G5 ZINC CARRIAGE	6
3097	NUT-1/2-13 NYLOCK	6

*Equalizer*

55169 COUNTRY ROAD 3  
ELKHART, IN 46515

NOTICE - This drawing, including principles of design, is the property of Doye Corporation, Elkhart, Indiana, with the agreement that it is not to be reproduced, copied, or loaned in any manner that may constitute a detriment directly or indirectly to Doye Corporation. Acceptance of this will be construed as an agreement of the above.

#

REVISIONS

BY:

DATE:

UNLESS OTHERWISE SPECIFIED:  
TOLERANCES:  
.XXX ± 0.010  
.XX ± 0.030  
.X ± 1/2"  
REMOVE ALL BURRS AND SHARP EDGES .015 MAX

TITLE  
MAIN SLIDE ASSEMBLY

USED ON:  
FOREST RIVER DIESEL

SIZE SCALE MATERIAL  
A 1:1

DRW BY: DATE:  
SU 1/17/20

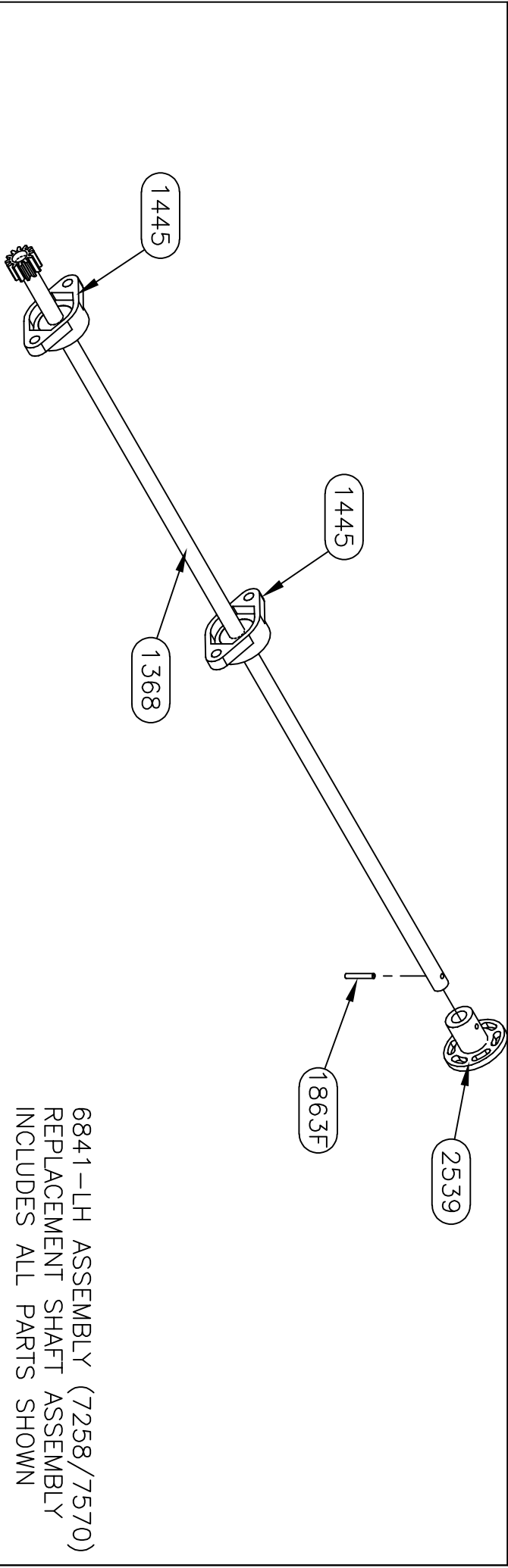
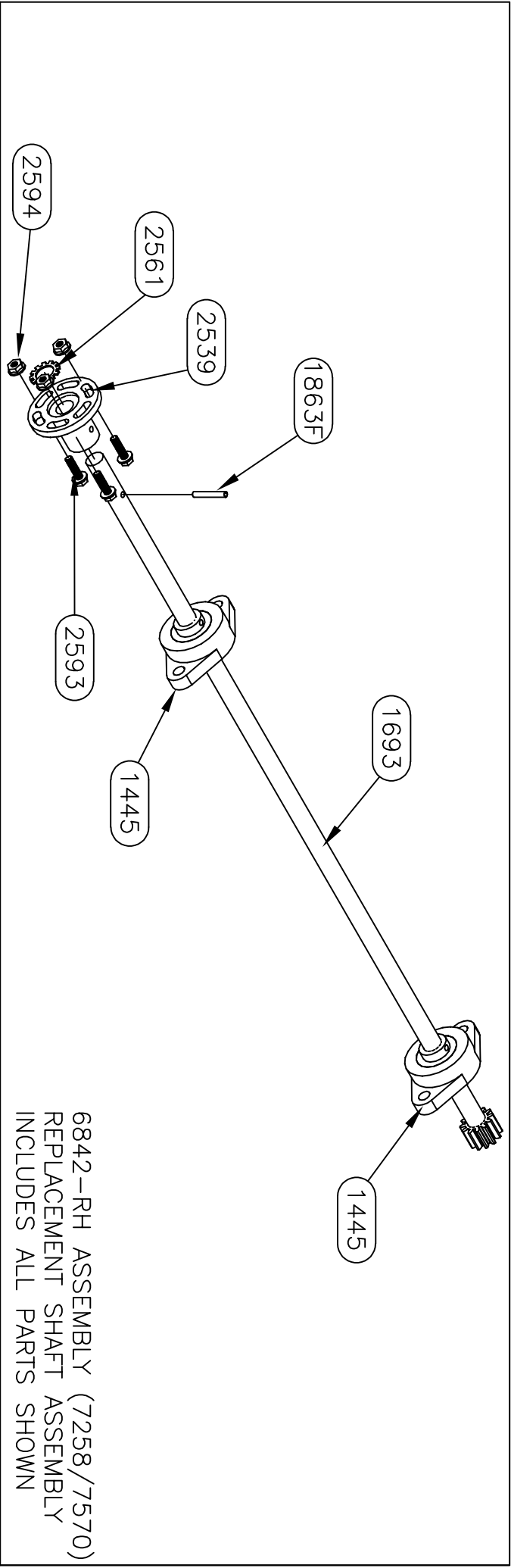
AP'D BY DATE:

PART NAME:  
MAIN SLIDE-32"-2021

PAGE:  
3 OF 4

DWG NO.:  
P7258A

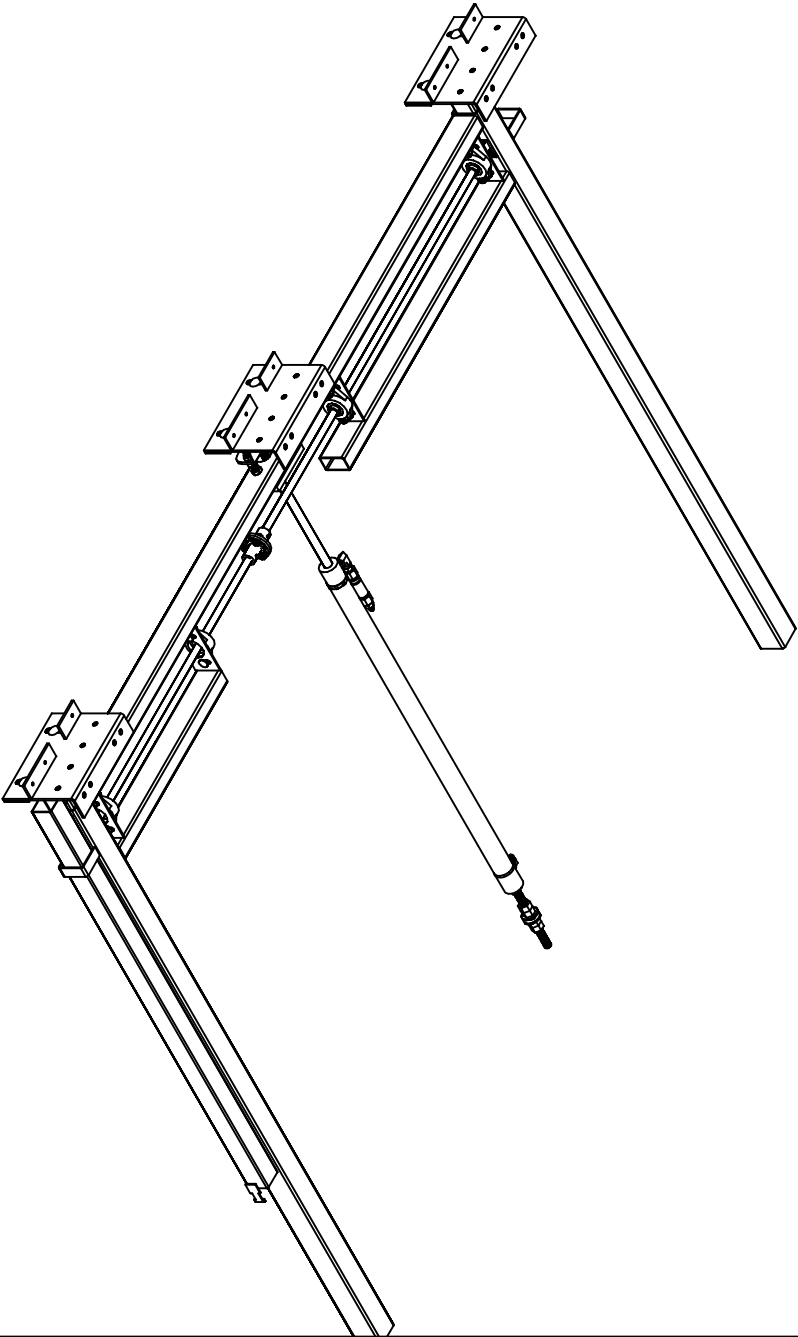
REV:  
-



<i>Equalizer</i>		55169 COUNTRY ROAD 3		#		REVISIONS		BY:		DATE:		UNLESS OTHERWISE SPECIFIED:		TITLE		USED ON:	
ELKHART, IN 46515												TOLERANCES:		MAIN SLIDE ASSEMBLY		FOREST RIVER DIESEL	
												XXX ± 0.010		A 1: 1			
												XX ± 0.010		SIZE SCALE MATERIAL			
												.X ± 0.020		DRW BY: 1/17/20		PART NAME:	
												ANG. ± 1/2"		SU		MAIN SLIDE-32"-2021	
												REMOVE ALL BURRS AND SHARP EDGES .015 MAX		AP'D BY: DATE:		PAGE: 4 OF 4	
																DWG NO.: P7258A	
																REV:	

NOTICE - This drawing, including principles of design, is the property of Doy's Corporation, Elkhart, Indiana, with the agreement that it is not to be reproduced, copied, or loaned in any manner that may constitute a detriment directly or indirectly to Doy's Corporation. Acceptance of this will be construed as an agreement of the above.

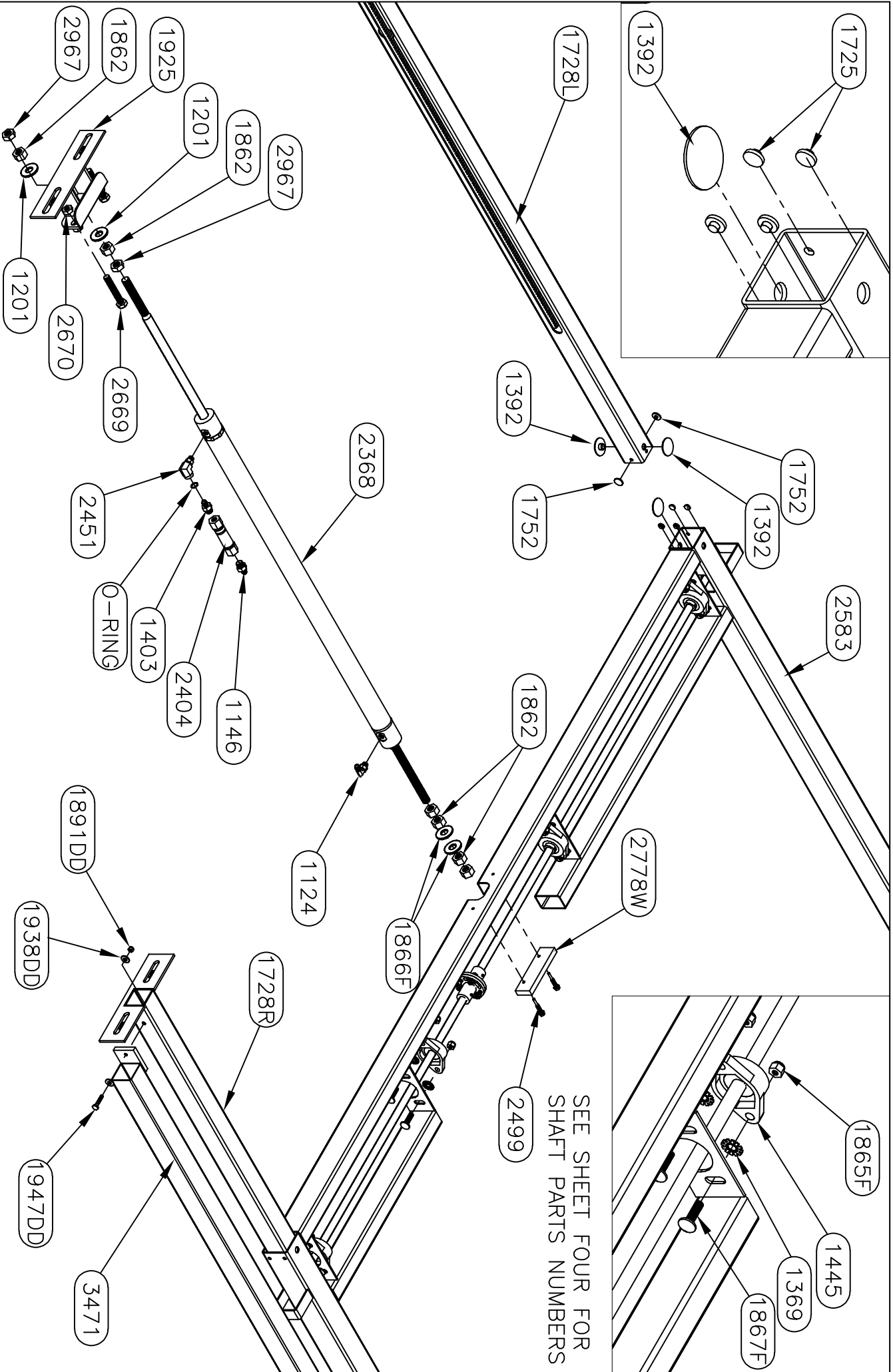
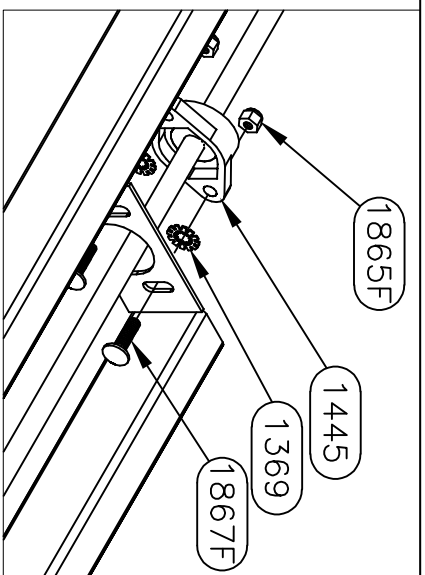
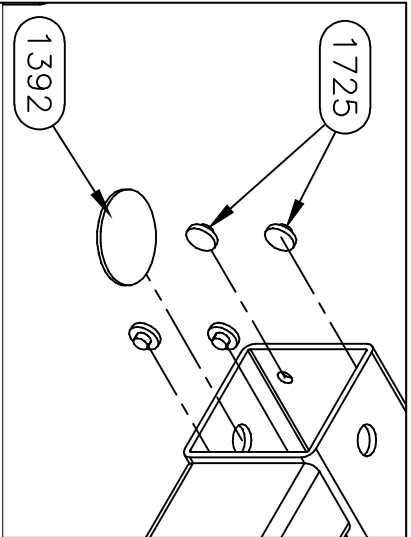
7293 PARTS LIST		
PART#	DESCRIPTION	QUAN
1124	FITTING-#4 JIC X #4 OR MALE 90	1
1146	FITTING-#6 OR X #4 JIC ADAPT	1
1369	WASHER-3/8 EXT/INT TOOTH LOCK	8
1392	BUTTON-1.5" UHMW	6
1403	FITTING-RESTRICTOR #6 X #4	1
1445	BEARING-2 BOLT FLANGE	4
1725	BUTTON-1/2" UHMW	8
1728L	TUBE-36" DRIVE LH	1
1728R	TUBE-36" DRIVE RH	1
1730	SHAFT-5/8 X 48 1/8 COLD ROLL	1
1752	BUTTON-3/4" UHMW	4
1862	NUT-5/8-18 GR 2 FHN	6
1863F	PIN-3/16 X 1 1/4 SPRING	2
1865F	NUT-3/8-16 NYLOCK Z	8
1866F	WASHER-5/8 FLAT	4
1867F	BOLT-3/8-16 X 1 1/4 CARRIAGE ZINC	8
1891DD	NUT-1/4-20 NYLOCK	1
1925	BRACKET-CYLINDER MOUNT MAIN	1
1938DD	WASHER 1/4 FLAT	2
1947DD	BOLT-1/4-20 X 1 1/4 HHCS	1
2368	CYLINDER-SLIDE 1 3/8" X 32"	1
2404	VALVE-ANTI CREEP	1
2451	FITTING-#4 FEM X #4 O-RING 90	1
2499	SCREW-1/4 X 1 1/4 TEK	2
2539	COUPLING-5/8" TIMING SHAFT	2
2561	WASHER-5/8 STAR	1
2583	FRAME-84" MAIN SLIDE FRAME-FR	1
2593	SCREW-1/4-20 X FLANGE	3
2594	NUT-1/4-20 FLANGE	3
2669	BOLT-1/2-13 X 3 TAP GR 5	2
2670	NUT-1/2-13 JAM NUT	2
2778W	GUARD-CYLINDER ROD	1
2853	SHAFT-5/8 X 33 3/8 COLD ROLL	1
2967	NUT-5/8-18 HEX JAM NUT	2
3471	TUBE-ELECTRIC CORD-2" SQUARE	1



**Warranty authorization must come directly from Equalizer Systems. (800) 846-9659.**

55169 COUNTRY ROAD 3 ELKHART, IN 46515																																																																																																																																																																																																																																																																																																																																																																																																																																																																																																																																																																																																																																																																																																																																																																																																																																																																																																																																																																																																																																																																																																																																																																																																																																																																																																																																																																																																																																																													
---	--	--	--	--	--	--	--	--	--	--	--	--	--	--	--	--	--	--	--	--	--	--	--	--	--	--	--	--	--	--	--	--	--	--	--	--	--	--	--	--	--	--	--	--	--	--	--	--	--	--	--	--	--	--	--	--	--	--	--	--	--	--	--	--	--	--	--	--	--	--	--	--	--	--	--	--	--	--	--	--	--	--	--	--	--	--	--	--	--	--	--	--	--	--	--	--	--	--	--	--	--	--	--	--	--	--	--	--	--	--	--	--	--	--	--	--	--	--	--	--	--	--	--	--	--	--	--	--	--	--	--	--	--	--	--	--	--	--	--	--	--	--	--	--	--	--	--	--	--	--	--	--	--	--	--	--	--	--	--	--	--	--	--	--	--	--	--	--	--	--	--	--	--	--	--	--	--	--	--	--	--	--	--	--	--	--	--	--	--	--	--	--	--	--	--	--	--	--	--	--	--	--	--	--	--	--	--	--	--	--	--	--	--	--	--	--	--	--	--	--	--	--	--	--	--	--	--	--	--	--	--	--	--	--	--	--	--	--	--	--	--	--	--	--	--	--	--	--	--	--	--	--	--	--	--	--	--	--	--	--	--	--	--	--	--	--	--	--	--	--	--	--	--	--	--	--	--	--	--	--	--	--	--	--	--	--	--	--	--	--	--	--	--	--	--	--	--	--	--	--	--	--	--	--	--	--	--	--	--	--	--	--	--	--	--	--	--	--	--	--	--	--	--	--	--	--	--	--	--	--	--	--	--	--	--	--	--	--	--	--	--	--	--	--	--	--	--	--	--	--	--	--	--	--	--	--	--	--	--	--	--	--	--	--	--	--	--	--	--	--	--	--	--	--	--	--	--	--	--	--	--	--	--	--	--	--	--	--	--	--	--	--	--	--	--	--	--	--	--	--	--	--	--	--	--	--	--	--	--	--	--	--	--	--	--	--	--	--	--	--	--	--	--	--	--	--	--	--	--	--	--	--	--	--	--	--	--	--	--	--	--	--	--	--	--	--	--	--	--	--	--	--	--	--	--	--	--	--	--	--	--	--	--	--	--	--	--	--	--	--	--	--	--	--	--	--	--	--	--	--	--	--	--	--	--	--	--	--	--	--	--	--	--	--	--	--	--	--	--	--	--	--	--	--	--	--	--	--	--	--	--	--	--	--	--	--	--	--	--	--	--	--	--	--	--	--	--	--	--	--	--	--	--	--	--	--	--	--	--	--	--	--	--	--	--	--	--	--	--	--	--	--	--	--	--	--	--	--	--	--	--	--	--	--	--	--	--	--	--	--	--	--	--	--	--	--	--	--	--	--	--	--	--	--	--	--	--	--	--	--	--	--	--	--	--	--	--	--	--	--	--	--	--	--	--	--	--	--	--	--	--	--	--	--	--	--	--	--	--	--	--	--	--	--	--	--	--	--	--	--	--	--	--	--	--	--	--	--	--	--	--	--	--	--	--	--	--	--	--	--	--	--	--	--	--	--	--	--	--	--	--	--	--	--	--	--	--	--	--	--	--	--	--	--	--	--	--	--	--	--	--	--	--	--	--	--	--	--	--	--	--	--	--	--	--	--	--	--	--	--	--	--	--	--	--	--	--	--	--	--	--	--	--	--	--	--	--	--	--	--	--	--	--	--	--	--	--	--	--	--	--	--	--	--	--	--	--	--	--	--	--	--	--	--	--	--	--	--	--	--	--	--	--	--	--	--	--	--	--	--	--	--	--	--	--	--	--	--	--	--	--	--	--	--	--	--	--	--	--	--	--	--	--	--	--	--	--	--	--	--	--	--	--	--	--	--	--	--	--	--	--	--	--	--	--	--	--	--	--	--	--	--	--	--	--	--	--	--	--	--	--	--	--	--	--	--	--	--	--	--	--	--	--	--	--	--	--	--	--	--	--	--	--	--	--	--	--	--	--	--	--	--	--	--	--	--	--	--	--	--	--	--	--	--	--	--	--	--	--	--	--	--	--	--	--	--	--	--	--	--	--	--	--	--	--	--	--	--	--	--	--	--	--	--	--	--	--	--	--	--	--	--	--	--	--	--	--	--	--	--	--	--	--	--	--	--	--	--	--	--	--	--	--	--	--	--	--	--	--	--	--	--	--	--	--	--	--	--	--	--	--	--	--	--	--	--	--	--	--	--	--	--	--	--	--	--	--	--	--	--	--	--	--	--	--	--	--	--	--	--	--	--	--	--	--	--	--	--	--	--	--	--	--	--	--	--	--	--	--	--	--	--	--	--	--	--	--	--	--	--	--	--	--	--	--	--	--	--	--	--	--	--	--	--	--	--	--	--	--	--	--	--	--	--	--	--	--	--	--	--	--	--	--	--	--	--	--	--	--	--	--	--	--	--	--	--	--	--	--	--	--	--	--	--	--	--	--	--	--	--	--	--	--	--	--	--	--	--	--	--	--	--	--	--	--	--	--	--	--	--	--	--	--	--	--	--	--	--	--	--	--	--	--	--	--	--	--	--	--	--	--	--	--	--	--	--	--	--	--	--	--	--	--	--	--	--	--	--	--	--	--	--	--	--	--	--	--	--	--	--	--	--	--	--	--	--	--	--	--	--	--	--	--	--	--	--	--	--	--	--	--	--	--	--	--	--	--	--	--	--	--	--	--	--	--	--	--	--	--	--	--	--	--	--	--	--	--	--	--	--	--	--	--	--	--	--	--	--	--	--	--	--	--	--	--	--	--	--	--	--	--	--	--	--	--	--	--	--	--	--	--	--	--	--	--	--	--	--	--	--	--	--	--	--	--	--	--	--	--	--	--	--	--	--	--	--	--	--	--	--	--	--	--	--	--	--	--	--	--	--	--	--	--	--	--	--	--	--	--	--	--	--	--	--	--	--	--	--	--	--	--	--	--	--	--	--	--	--	--	--	--	--	--	--	--	--	--	--	--	--	--	--	--	--	--	--	--	--	--	--	--	--	--	--	--	--	--	--	--	--	--	--	--	--	--	--	--	--	--	--	--	--	--	--	--	--	--	--	--	--	--	--	--	--	--	--	--	--	--	--	--	--	--	--	--	--	--	--	--	--	--	--	--	--	--	--	--	--	--	--	--	--	--	--	--	--	--	--	--	--	--	--	--	--	--	--	--	--	--	--	--	--	--	--	--	--	--	--	--	--	--	--	--	--	--	--	--	--	--	--	--	--	--	--	--





**Equalizer**

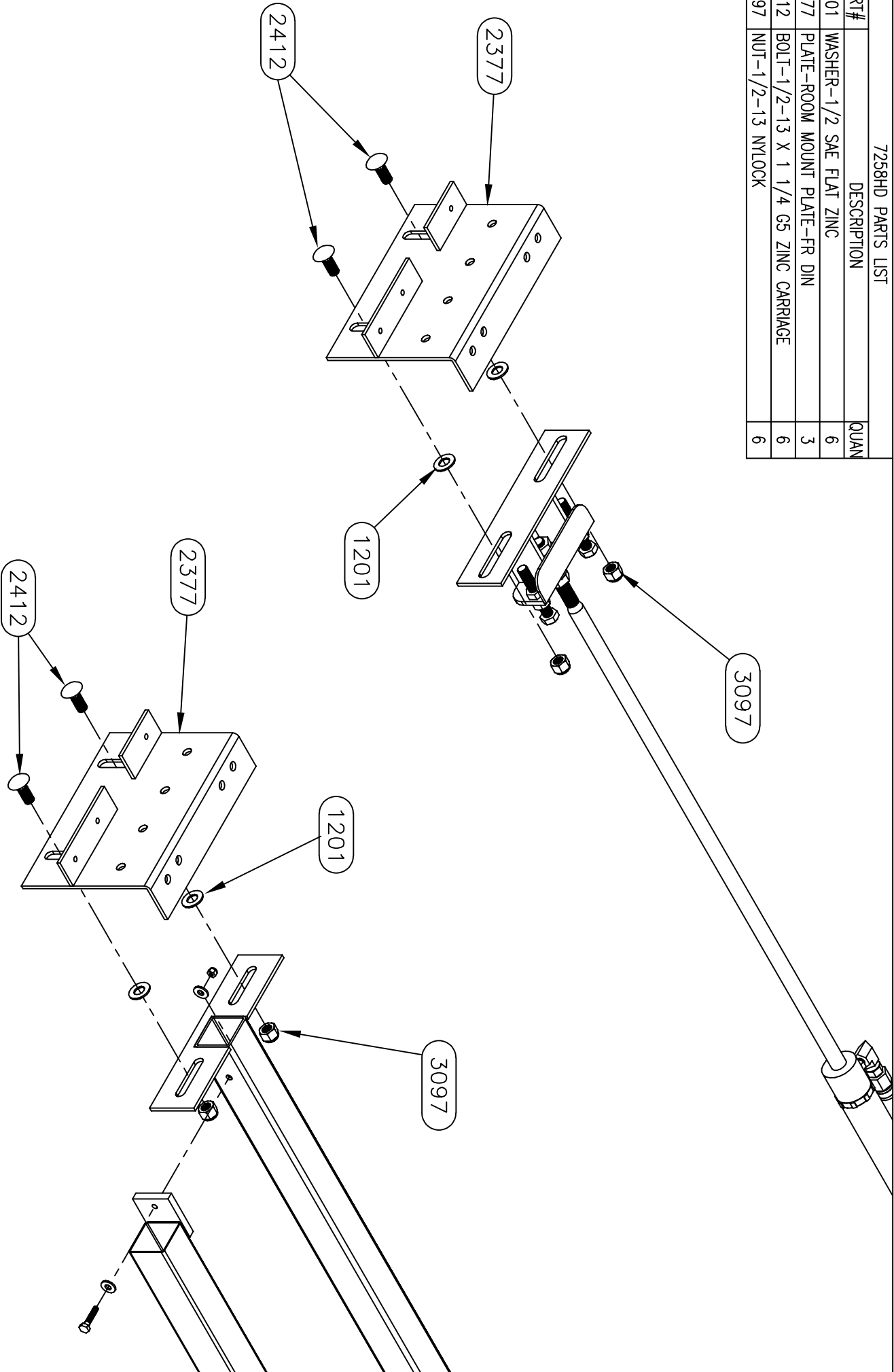
55169 COUNTRY ROAD 3  
ELKHART, IN 46515

NOTICE - This drawing, including principles of design, is the property of Days Corporation, Elkhart, Indiana, with the agreement that it is not to be reproduced, copied, or loaned in any manner that may constitute a detriment directly or indirectly to Days Corporation. Acceptance of this will be construed as an agreement of the above.

#	REVISIONS	BY:	DATE:	TITLE	USED ON:
A	Updated Cylinder Bracket	SJ	3/3/11	MAIN SLIDE ASSEMBLY	FOREST RIVER DIESEL
B	Show additional o-ring in creep prevent assembly	SJ	1/26/12		
C	Changed e-cord tube from 3283 to 3471	SJ	2/13/18		
D	Added 4" to outer tubes.	SJ	7/16/19		

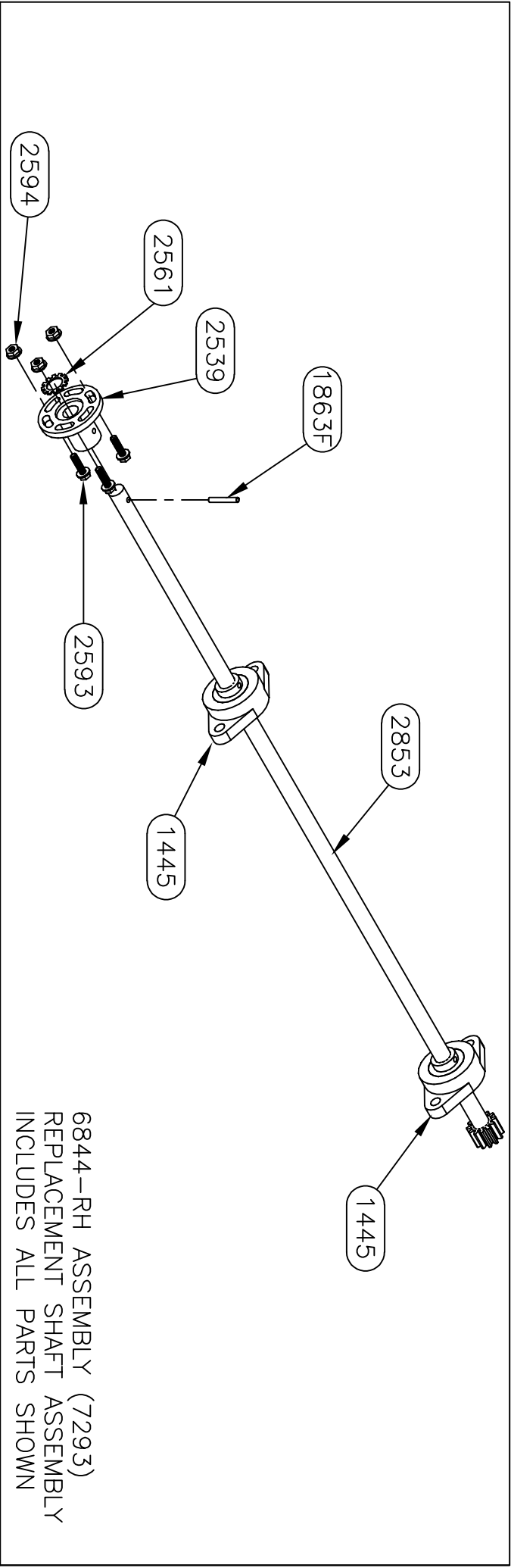
UNLESS OTHERWISE SPECIFIED:	SIZE	SCALE	MATERIAL	DATE:	PART NAME:
TOLERANCES:	A	1:1		3/17/09	MAIN SLIDE-84" X 32"-FR
.XXX ± 0.010	DRW BY:				PAGE:
.XX ± 0.010	SJ				2 OF 4
.X ± 0.020	AP'D BY:				DWG NO.: P7293
ANG. ± 1/2°	DATE:				REV: D
REMOVE ALL BURRS AND SHARP EDGES .015 MAX					

7258HD PARTS LIST		
PART#	DESCRIPTION	QUAN
1201	WASHER-1/2 SAE FLAT ZINC	6
2377	PLATE-ROOM MOUNT PLATE-FR DIN	3
2412	BOLT-1/2-13 X 1 1/4 G5 ZINC CARRIAGE	6
3097	NUT-1/2-13 NYLOCK	6

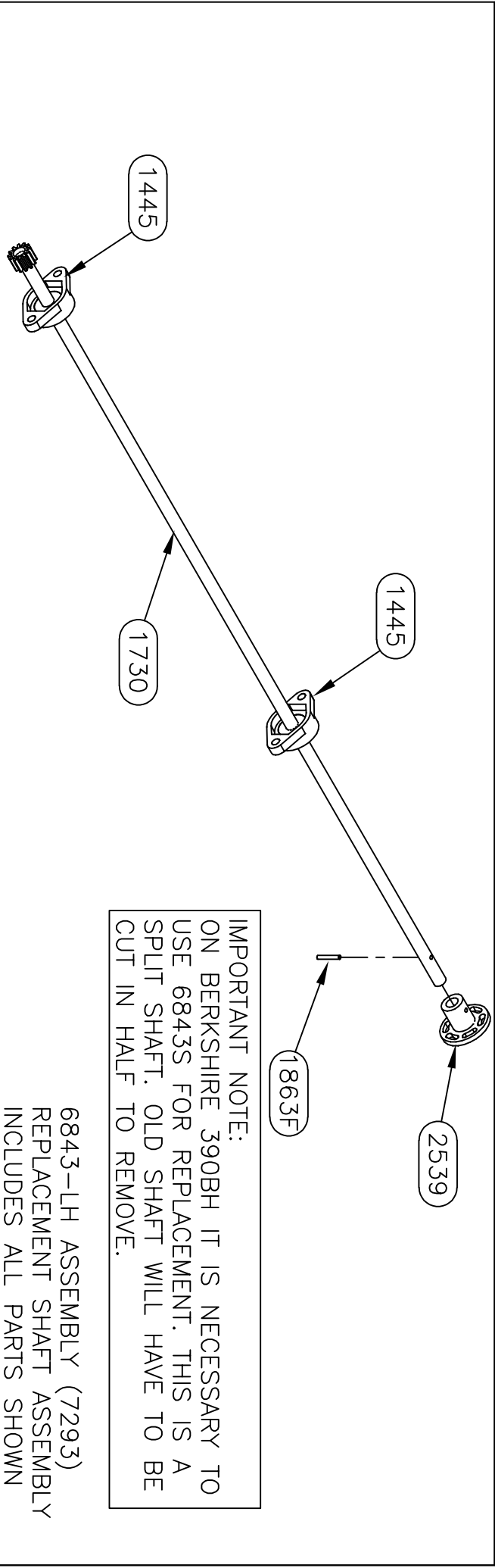


<b>Equalizer</b>				55169 COUNTRY ROAD 3 ELKHART, IN 46515			
#	REVISIONS			BY:	DATE:	UNLESS OTHERWISE SPECIFIED:	
A	Updated Cylinder Bracket			SJ	3/3/11	TOLERANCES:	
B	Show additional o-ring in creep prevent assembly			SJ	1/26/12	.XXX ± 0.010	
C	Changed e-cord tube from 3283 to 3471			SJ	2/13/18	.XX ± 0.030	
D	Added 4" to outer tubes.			SJ	7/16/19	ANG. ± 1/2°	
						REMOVE ALL BURRS AND SHARP EDGES .015 MAX	
TITLE				MAIN SLIDE ASSEMBLY		USED ON: FOREST RIVER DIESEL	
SIZE SCALE MATERIAL							
A 1: 1							
DRW BY: DATE:				PART NAME:			
SJ 3/17/09				MAIN SLIDE-84" X 32"-FR			
APP'D BY DATE:				PAGE: 3 OF 4			
				DWG NO.: P 7293			
				REV: D			
NOTICE - This drawing, including principles of design, is the property of Days Corporation, Elkhart, Indiana, with the agreement that it is not to be reproduced, copied, or loaned in any manner that may constitute a detriment directly or indirectly to Days Corporation. Acceptance of this will be construed as an agreement of the above.							

NOTICE - This drawing, including principles of design, is the property of Doye Corporation, Elkhart, Indiana, with the agreement that it is not to be reproduced, copied, or loaned in any manner that may constitute a detriment directly or indirectly to Doye Corporation. Acceptance of this will be construed as an agreement of the above.



6844-RH ASSEMBLY (7293)  
REPLACEMENT SHAFT ASSEMBLY  
INCLUDES ALL PARTS SHOWN



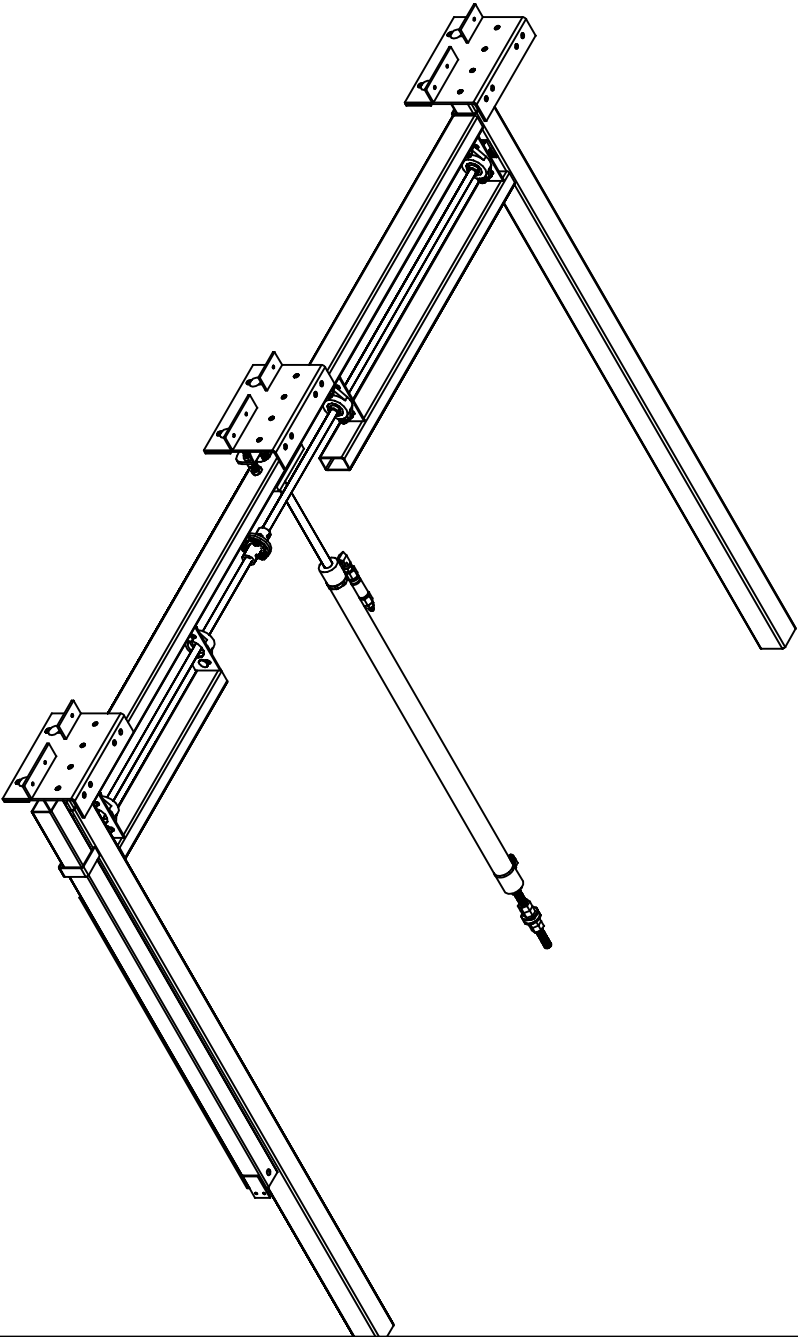
IMPORTANT NOTE:  
ON BERKSHIRE 390BH IT IS NECESSARY TO  
USE 6843S FOR REPLACEMENT. THIS IS A  
SPLIT SHAFT. OLD SHAFT WILL HAVE TO BE  
CUT IN HALF TO REMOVE.

6843-LH ASSEMBLY (7293)  
REPLACEMENT SHAFT ASSEMBLY  
INCLUDES ALL PARTS SHOWN

<b>Equalizer</b>		55169 COUNTRY ROAD 3 ELKHART, IN 46515			
#	REVISIONS	BY:	DATE:	UNLESS OTHERWISE SPECIFIED:	
A	Updated Cylinder Bracket	SJ	3/3/11	TOLERANCES:	
B	Show additional o-ring in creep prevent assembly	SJ	1/26/12	.XXX ± 0.010	
C	Changed e-cord tube from 3283 to 3471	SJ	2/13/18	.X ± 0.020	
D	Added 4" to outer tubes.	SJ	7/16/19	ANG. ± 1/2°	
				REMOVE ALL BURRS AND SHARP EDGES .015 MAX	
TITLE		MAIN SLIDE ASSEMBLY		USED ON:	
SIZE SCALE		1:1		FOREST RIVER DIESEL	
DATE:		3/17/09		PART NAME:	
AP'D BY:		SU		MAIN SLIDE-84" X 32"-FR	
PAGE:		4 OF 4		DWG NO.: 7293	
REV:		D			

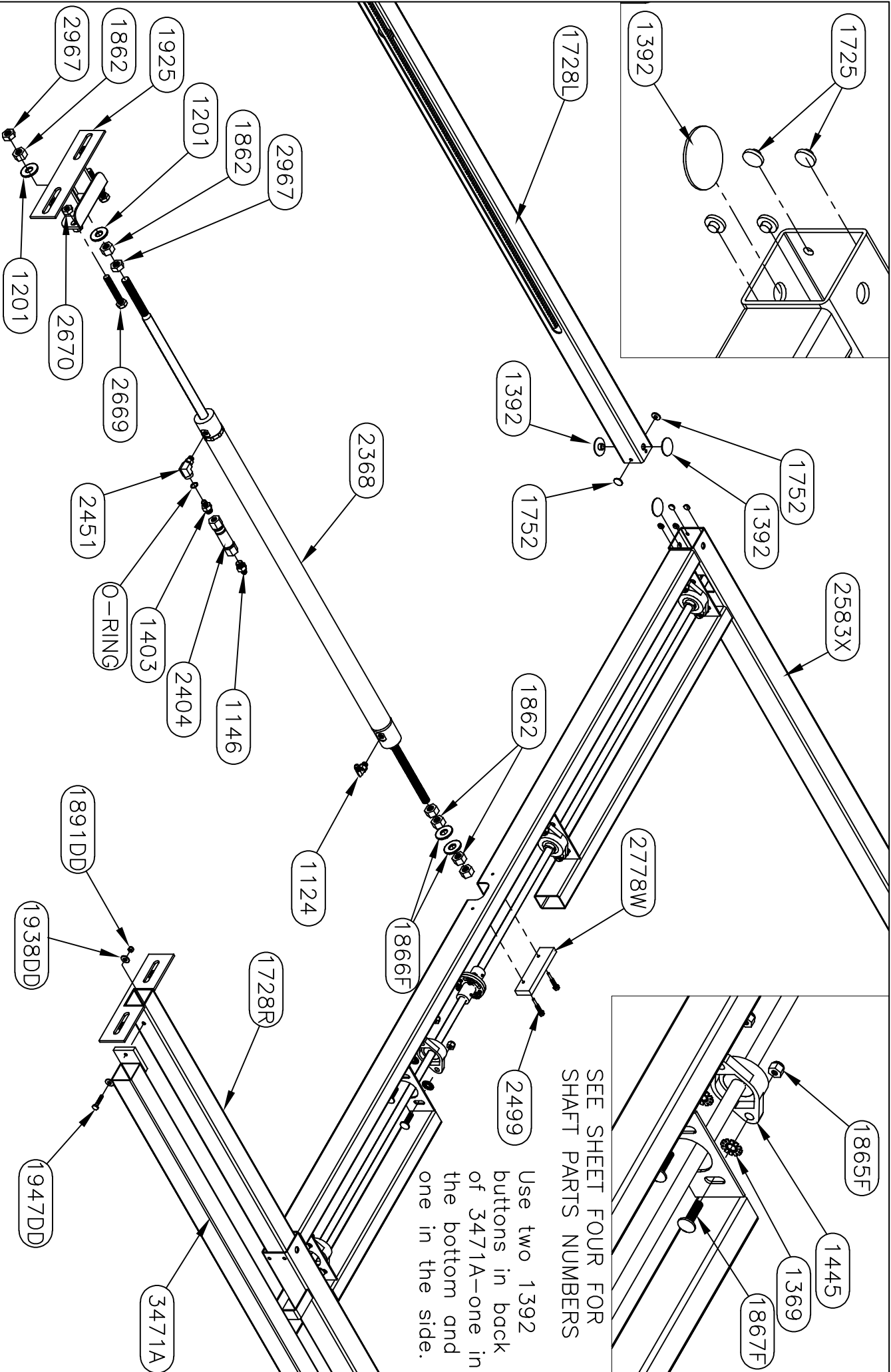
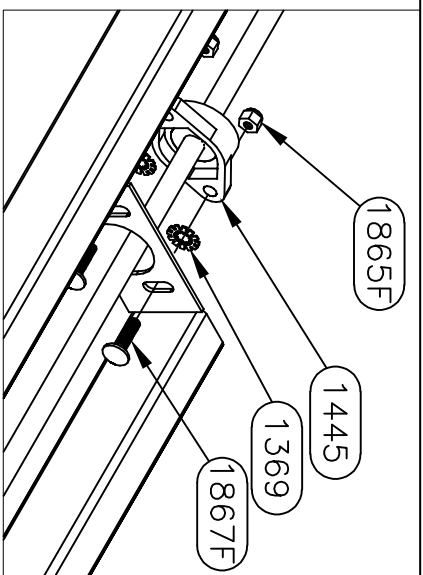
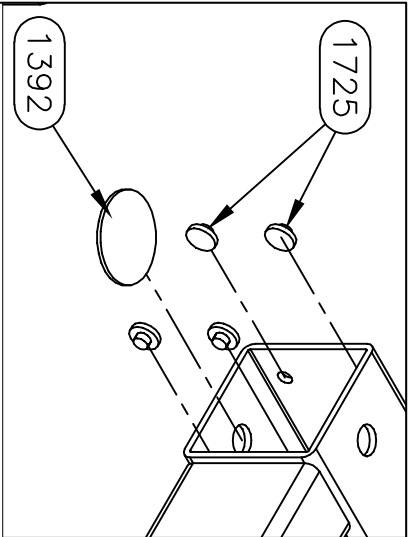
NOTICE - This drawing, including principles of design, is the property of Doye Corporation, Elkhart, Indiana, with the agreement that it is not to be reproduced, copied, or loaned in any manner that may constitute a detriment directly or indirectly to Doye Corporation. Acceptance of this will be construed as an agreement of the above.

7293A PARTS LIST		
PART#	DESCRIPTION	QUAN
1124	FITTING-#4 JIC X #4 OR MALE 90	1
1146	FITTING-#6 OR X #4 JIC ADAPT	1
1369	WASHER-3/8 EXT/INT TOOTH LOCK	8
1392	BUTTON-1.5" UHMW	8
1403	FITTING-RESTRICTOR #6 X #4	1
1445	BEARING-2 BOLT FLANGE	4
1725	BUTTON-1/2" UHMW	8
1728L	TUBE-36" DRIVE LH	1
1728R	TUBE-36" DRIVE RH	1
1730	SHAFT-5/8 X 48 1/8 COLD ROLL	1
1752	BUTTON-3/4" UHMW	4
1862	NUT-5/8-18 GR 2 FHN	6
1863F	PIN-3/16 X 1 1/4 SPRING	2
1865F	NUT-3/8-16 NYLOCK Z	8
1866F	WASHER-5/8 FLAT	4
1867F	BOLT-3/8-16 X 1 1/4 CARRIAGE ZINC	8
1891DD	NUT-1/4-20 NYLOCK	1
1925	BRACKET-CYLINDER MOUNT MAIN	1
1938DD	WASHER 1/4 FLAT	2
1947DD	BOLT-1/4-20 X 1 1/4 HHCS	1
2368	CYLINDER-SLIDE 1 3/8" X 32"	1
2404	VALVE-ANTI CREEP	1
2451	FITTING-#4 FEM X #4 O-RING 90	1
2499	SCREW-1/4 X 1 1/4 TEK	2
2539	COUPLING-5/8" TIMING SHAFT	2
2561	WASHER-5/8 STAR	1
2583X	FRAME-84" MAIN SLIDE FRAME-FR-2021	1
2593	SCREW-1/4-20 X FLANGE	3
2594	NUT-1/4-20 FLANGE	3
2669	BOLT-1/2-13 X 3 TAP GR 5	2
2670	NUT-1/2-13 JAM NUT	2
2778W	GUARD-CYLINDER ROD	1
2853	SHAFT-5/8 X 33 3/8 COLD ROLL	1
2967	NUT-5/8-18 HEX JAM NUT	2
3471A	TUBE-ELECTRIC CORD-2" SQ.-2021	1



**Warranty authorization must come directly from Equalizer Systems. (800) 846-9659.**

55169 COUNTRY ROAD 3 ELKHART, IN 46515		#	REVISIONS	BY:	DATE:	UNLESS OTHERWISE SPECIFIED:		TITLE		USED ON:	
<i>Equalizer</i>						TOLERANCES:		MAIN SLIDE ASSEMBLY		FOREST RIVER DIESEL	
NOTICE - This drawing, including principles of design, is the property of Days Corporation, Elkhart, Indiana, with the agreement that it is not to be reproduced, copied, or loaned in any manner that may constitute a detriment directly or indirectly to Days Corporation. Acceptance of this will be construed as an agreement of the above.						.XXX ± 0.010		SIZE SCALE			
						.XX ± 0.010		A 1: 1			
						.X ± 0.030		DRW BY:			
						ANG. ± 1/2"		DATE:			
						REMOVE ALL BURRS AND SHARP EDGES .015 MAX		1/15/20			
								APPRO BY			
								DATE:			
								1			
								1/15/20			
								DATE:			
								1			
								1/15/20			
								DATE:			
								1			
								1/15/20			
								DATE:			
								1			
								1/15/20			
								DATE:			
								1			
								1/15/20			
								DATE:			
								1			
								1/15/20			
								DATE:			
								1			
								1/15/20			
								DATE:			
								1			
								1/15/20			
								DATE:			
								1			
								1/15/20			
								DATE:			
								1			
								1/15/20			
								DATE:			
								1			
								1/15/20			
								DATE:			
								1			
								1/15/20			
								DATE:			
								1			
								1/15/20			
								DATE:			
								1			
								1/15/20			
								DATE:			
								1			
								1/15/20			
								DATE:			
								1			
								1/15/20			
								DATE:			
								1			
								1/15/20			
								DATE:			
								1			
								1/15/20			
								DATE:			
								1			
								1/15/20			
								DATE:			
								1			
								1/15/20			
								DATE:			
								1			
								1/15/20			
								DATE:			
								1			
								1/15/20			
								DATE:			
								1			
								1/15/20			
								DATE:			
								1			
								1/15/20			
								DATE:			
								1			
								1/15/20			
								DATE:			
								1			
								1/15/20			
								DATE:			
								1			
								1/15/20			
								DATE:			
								1			
								1/15/20			
								DATE:			
								1			
								1/15/20			
								DATE:			
								1			
								1/15/20			
								DATE:			
								1			
								1/15/20			
								DATE:			
								1			
								1/15/20			
								DATE:			
								1			
								1/15/20			
								DATE:			
								1			
								1/15/20			
								DATE:			
								1			
								1/15/20			
								DATE:			
								1			
								1/15/20			
								DATE:			
								1			
								1/15/20			
								DATE:			
								1			
								1/15/20			
								DATE:			
								1			
								1/15/20			
								DATE:			
								1			
								1/15/20			
								DATE:			
								1			
								1/15/20			
								DATE:			
								1			
								1/15/20			
								DATE:			
								1			
								1/15/20			
								DATE:			
								1			
								1/15/20			
								DATE:			
								1			
								1/15/20			
								DATE:			
								1			
								1/15/20			
								DATE:			
								1			
								1/15/20			
								DATE:			
								1			
								1/15/20			
								DATE:			
								1			
								1/15/20			
								DATE:			
								1			
								1/15/20			
								DATE:			
								1			
								1/15/20			
								DATE:			
								1			
								1/15/20			
								DATE:			
								1			
								1/15/20			
								DATE:			
								1			
								1/15/20			
								DATE:			
								1			
								1/15/20			
								DATE:			
								1			
								1/15/20			
								DATE:			
								1			
								1/15/20			
								DATE:			
								1			
								1/15/20			
								DATE:			
								1			
								1/15/20			
								DATE:			
								1			
								1/15/20			
								DATE:			
								1			
								1/15/20			
								DATE:			
								1			
								1/15/20			
								DATE:			
								1			
								1/15/20			
								DATE:			
								1			
								1/15/20			
								DATE:			
								1			
								1/15/20			
								DATE:			
								1			
								1/15/20			
								DATE:			
								1			
								1/15/20			
								DATE:			
								1			
								1/15/20			
								DATE:			
								1			
								1/15/20			
								DATE:			
								1			
								1/15/20			
								DATE:			
								1			
								1/15/20			
								DATE:			
								1			
								1/15/20			
								DATE:			
								1			
								1/15/20			
								DATE:			
								1			
								1/15/20			
	</										



SEE SHEET FOUR FOR  
SHAFT PARTS NUMBERS

Use two 1392  
buttons in back  
of 3471A—one in  
the bottom and  
one in the side.

*Equalizer*

55169 COUNTRY ROAD 3  
ELKHART, IN 46515

REVISIONS

BY:

DATE:

UNLESS OTHERWISE  
SPECIFIED:  
TOLERANCES:  
.XXX ± 0.010  
.XX ± 0.010  
.X ± 0.030  
ANG. ± 1/2°  
REMOVE ALL BURRS AND  
SHARP EDGES .015 MAX

TITLE  
MAIN SLIDE ASSEMBLY

USED ON:  
FOREST RIVER DIESEL

SIZE SCALE MATERIAL  
A 1:1

DRW BY: DATE:  
SU 1/15/20

AP'D BY DATE:


PART NAME:  
MAIN SLIDE-84" X 32"-FR-2021

PAGE:  
2 OF 4

REV:  
P72293A

NOTICE - This drawing, including principles of design, is the property of Doye Corporation, Elkhart, Indiana, with the agreement that it is not to be reproduced, copied, or loaned in any manner that may constitute a detriment directly or indirectly to Doye Corporation. Acceptance of this will be construed as an agreement of the above.

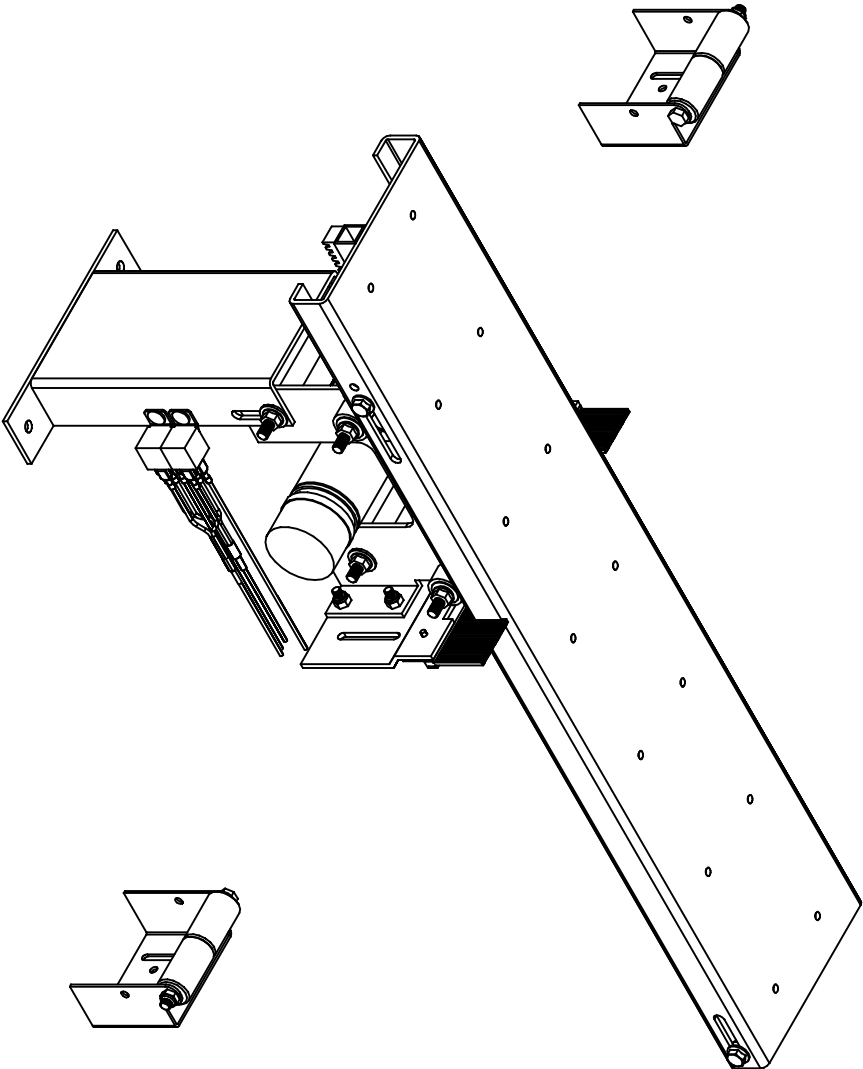
PART#	DESCRIPTION	QUAN
1201	WASHER-1/2 SAE FLAT ZINC	6
2377	PLATE-ROOM MOUNT PLATE-FR DIN	3
2412	BOLT-1/2-13 X 1 1/4 G5 ZINC CARRIAGE	6
3097	NUT-1/2-13 NYLOCK	6





IMPORTANT NOTE:  
ON BERKSHIRE 390BH IT IS NECESSARY TO  
USE 6843S FOR REPLACEMENT. THIS IS A  
SPLIT SHAFT. OLD SHAFT WILL HAVE TO BE  
CUT IN HALF TO REMOVE.

7343 PARTS LIST		
PART#	DESCRIPTION	QUAN
1195F	RIVET-POP ALUMINUM	3
1278	NUT-3/8 FLANGE	8
1864F	WASHER-3/8 USS FLAT 2	16
1874E	NUT-5/16 NYLOCK	4
1938DD	WASHER-1/4 FLAT	4
2088	PLATE-BED SLIDE DRIVER SIDE PLATE	1
2089	PLATE-BED SLIDE SIDE PLATE	1
2090	PLATE-BED SLIDE FRONT PLATE	1
2092	SPACER-BED SLIDE SIDE PLATE	4
2094	ROLLER-1 1/4" YOKE STYLE ROLLER	4
2095	ROLLER-1" STUD STYLE ROLLER	4
2096	WEAR PAD-UHMMW SIDE BLOCK	2
2097	MOTOR-26 RPM MOTOR/GEARBOX	1
2098	GEAR-12 PITCH 24 TOOTH SPUR GEAR	1
2099	PIN-1/4 X 1 3/4 SPRING PIN	1
2100	BOLT-3/8-16 X 6 1/2 GR 5 HHCS	1
2101	BOLT-3/8-16 X 8 1/2 GR 5 HHCS	2
2103	NUT-7/16-20 JAM	4
2104	WASHER-7/16 INTERNAL TOOTH	4
2105	SCREW-1/4-20 X 1 3/4 FHCS	4
2106	SCREW-5/16-18 X HHCS GR 5	4
2107	WASHER-5/16 FLAT	4
2108	WASHER-5/16 LOCK	4
2109	SCREW-5/16-18 X 1 FHCS	4
2112	ROLLER-ELEC ROOM SLIDE ROLLERS	2
2382	PLATE-BED SLIDE REAR MOUNT-FR	1
2383	PLATE-BED SLIDE 36" CARRIER PLATE	1
2410	NUT-1/4-20 K LOCK	4
2414	BRUSH-BED SLIDE	1
2511	BOLT-3/8-16 X 6 HHCS GR 5	1
2513	WASHER-5/16 EXTERNAL TOOTH LOCK	4
2627	BOLT-3/8-16 X 3/4 FLANGE	4
6628	HARNES, ELECTRIC BED SLIDE RELAY PACK	1



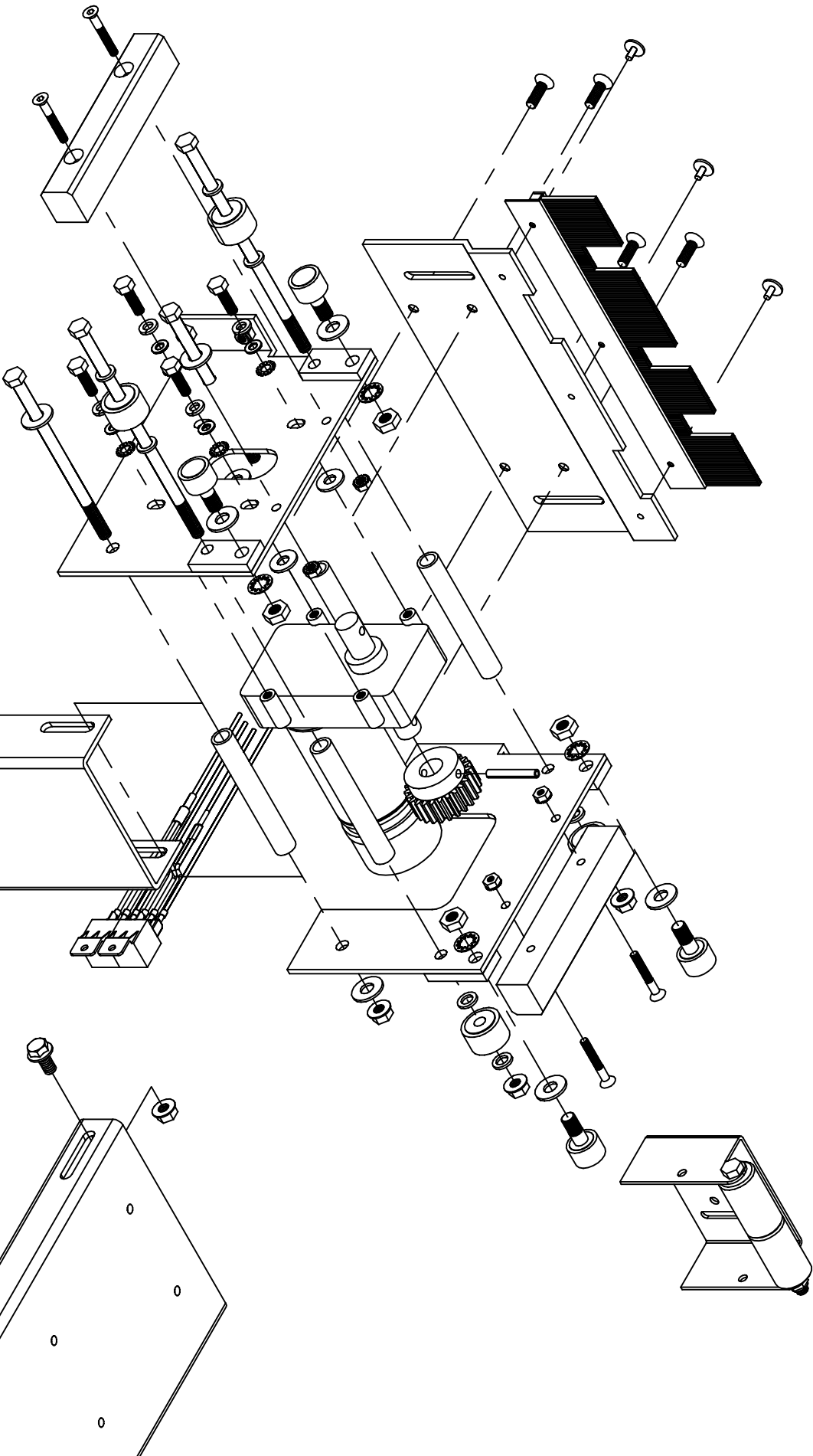
\*In late 2016 the relay pack was removed from this assembly as Forest River began supplying their own control.

**Warranty authorization must come directly from Equalizer Systems. (800) 846-9659.**

55169 COUNTRY ROAD 3 ELKHART, IN 46515		#		REVISIONS		TITLE		USED ON:	
<i>Equalizer</i>		A		ADDED PART NUMBERS TO VIEWS		BED SLIDE ASSEMBLY		FOREST RIVER DIESEL	
		B		UPDATED STOP BOLTS AND ROLLER WASHERS		SIZE SCALE MATERIAL			
		C		Added note on relay pack.		DRW BY: DATE:		PART NAME:	
		D		Removed gear rock and non-inv washers from list.		SU 3/20/09		ELECTRIC BED SLIDE-FR	
						APPRO BY DATE:		PAGE: 1 OF 5	
								DWG NO.: P7343	
								REV: D	

NOTICE - This drawing, including principles of design, is the property of Doye Corporation, Elkhart, Indiana, with the agreement that it is not to be reproduced, copied, or loaned in any manner that may constitute a detriment directly or indirectly to Doye Corporation. Acceptance of this will be construed as an agreement of the above.



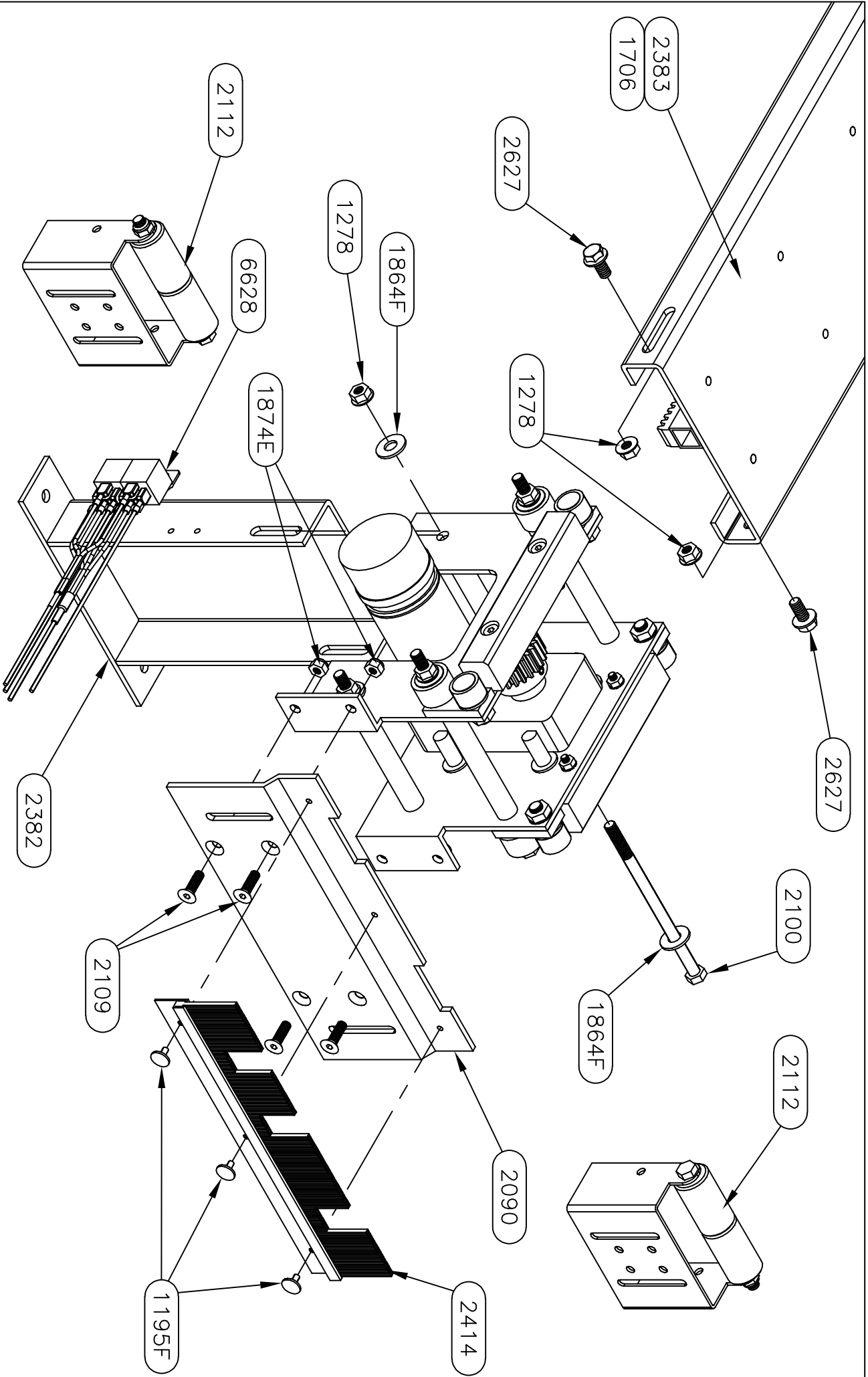


Equalizer

55169 COUNTY ROAD 3  
ELKHART, IN 46515

NOTICE - This drawing, including principles of design, is the property of Doye Corporation, Elkhart, Indiana, with the agreement that it is not to be reproduced, copied, or loaned in any manner that may constitute a detriment directly or indirectly to Doye Corporation. Acceptance of this will be construed as an agreement of the above.

#	REVISIONS	BY:	DATE:	TITLE	USED ON:
A	ADDED PART NUMBERS TO VIEWS	SJ	7/25/11	BED SLIDE ASSEMBLY	FOREST RIVER DIESEL
B	UPDATED STOP BOLTS AND ROLLER WASHERS	SJ	1/18/16		
C	Added note on relay pack.	SJ	2/23/18		
D	Removed gear rock and non-inv washers from list.	SJ	7/23/19		
UNLESS OTHERWISE SPECIFIED:				SIZE SCALE	MATERIAL
TOLERANCES:				A	1 : 1
.XXX ± 0.010				DRW BY:	DATE:
.XX ± 0.010				SJ	3/20/09
.X ± 0.030				AP'D BY	DATE:
ANG. ± 1/2"					
REMOVE ALL BURRS AND SHARP EDGES .015 MAX				PAGE:	2 OF 5
				PWG NO.:	P 7343
				REV:	D

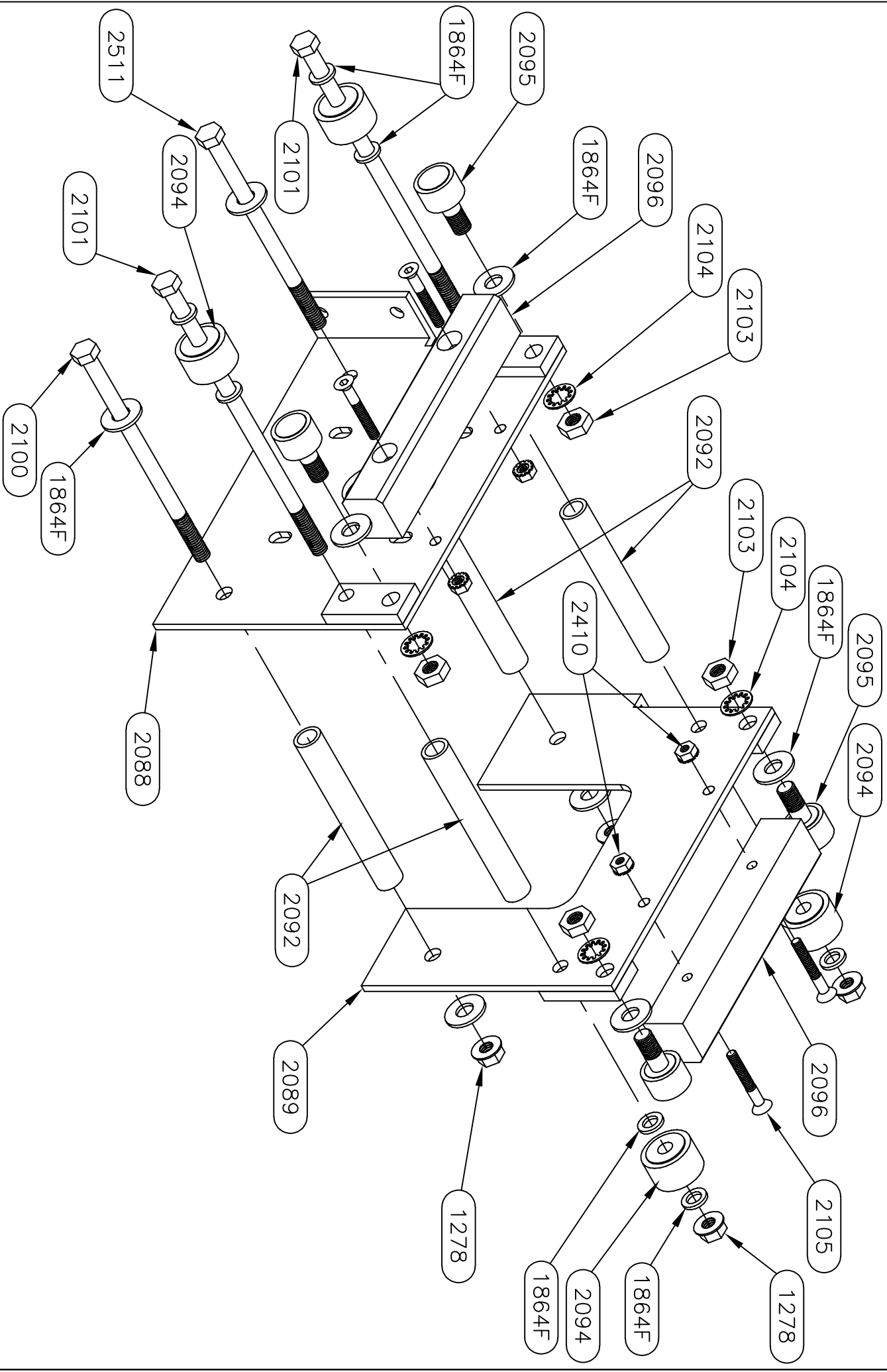


*Equalizer*

55169 COUNTRY ROAD 3  
ELKHART, IN 46515

NOTICE - This drawing, including principles of design, is the property of Doye Corporation, Elkhart, Indiana, with the agreement that it is not to be reproduced, copied, or loaned in any manner that may constitute a detriment directly or indirectly to Doye Corporation. Acceptance of this will be construed as an agreement of the above.

#		REVISIONS		UNLESS OTHERWISE SPECIFIED:		TITLE		USED ON:	
A		ADDED PART NUMBERS TO VIEWS		TOLERANCES:		BED SLIDE ASSEMBLY		FOREST RIVER DIESEL	
B		UPDATED STOP BOLTS AND ROLLER WASHERS		.XXX ± 0.010		SIZE SCALE MATERIAL			
C		Added note on relay pack.		.XX ± 0.020		A 1: 1			
				ANG. ± 1/2°		DRW BY: SU		DATE: 3/20/09	
				REMOVE ALL BURRS AND SHARP EDGES .015 MAX		AP'D BY: —		DATE: —	
								PART NAME: ELECTRIC BED SLIDE-FR	
								PAGE: 3 OF 5	
								DWG NO.: P7343	
								REV: C	

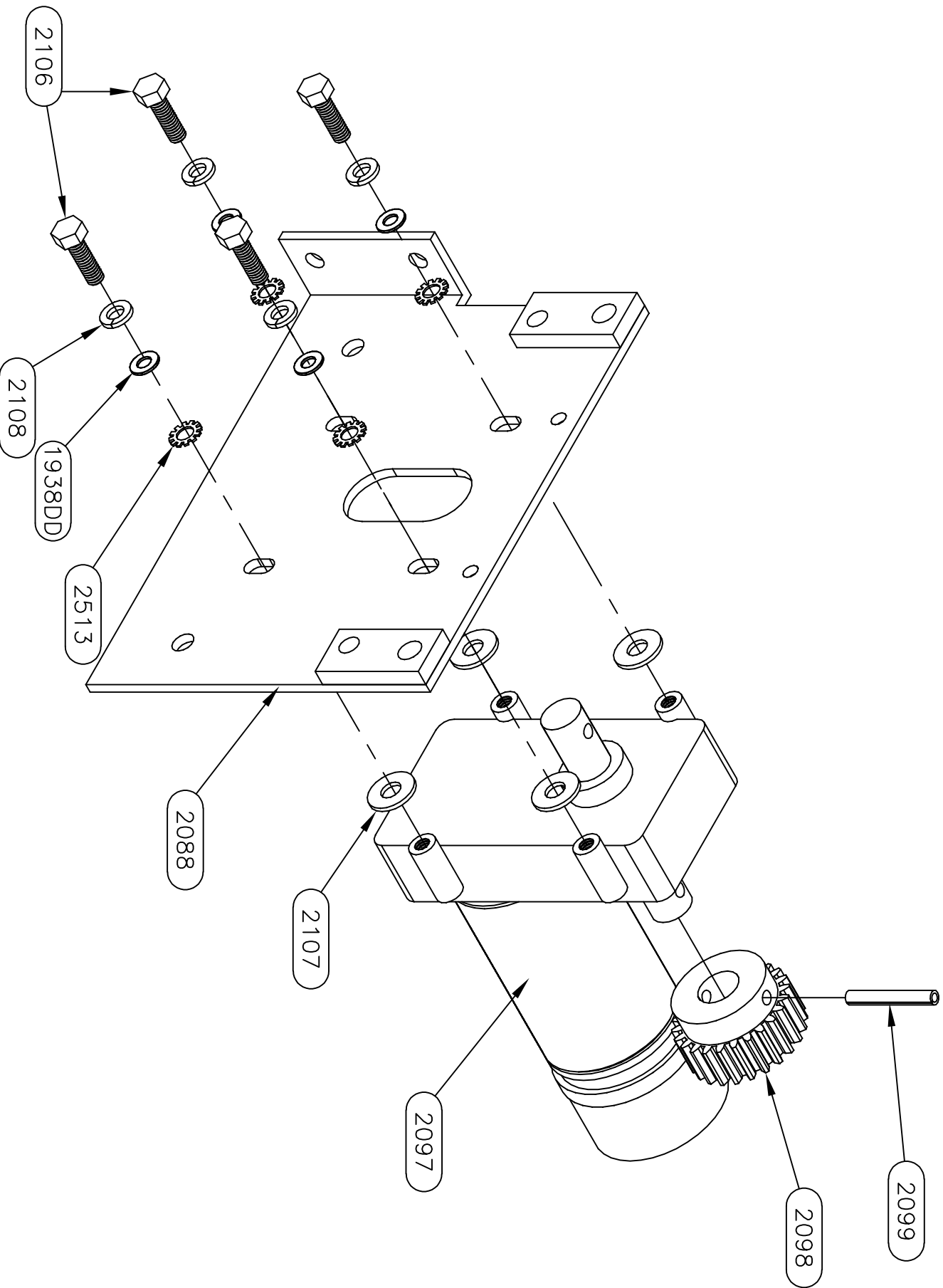


*Equalizer*

55169 COUNTRY ROAD 3  
ELKHART, IN 46515

NOTICE - This drawing, including principles of design, is the property of Doye Corporation, Elkhart, Indiana, with the agreement that it is not to be reproduced, copied, or loaned in any manner that may constitute a detriment directly or indirectly to Doye Corporation. Acceptance of this will be construed as an agreement of the above.

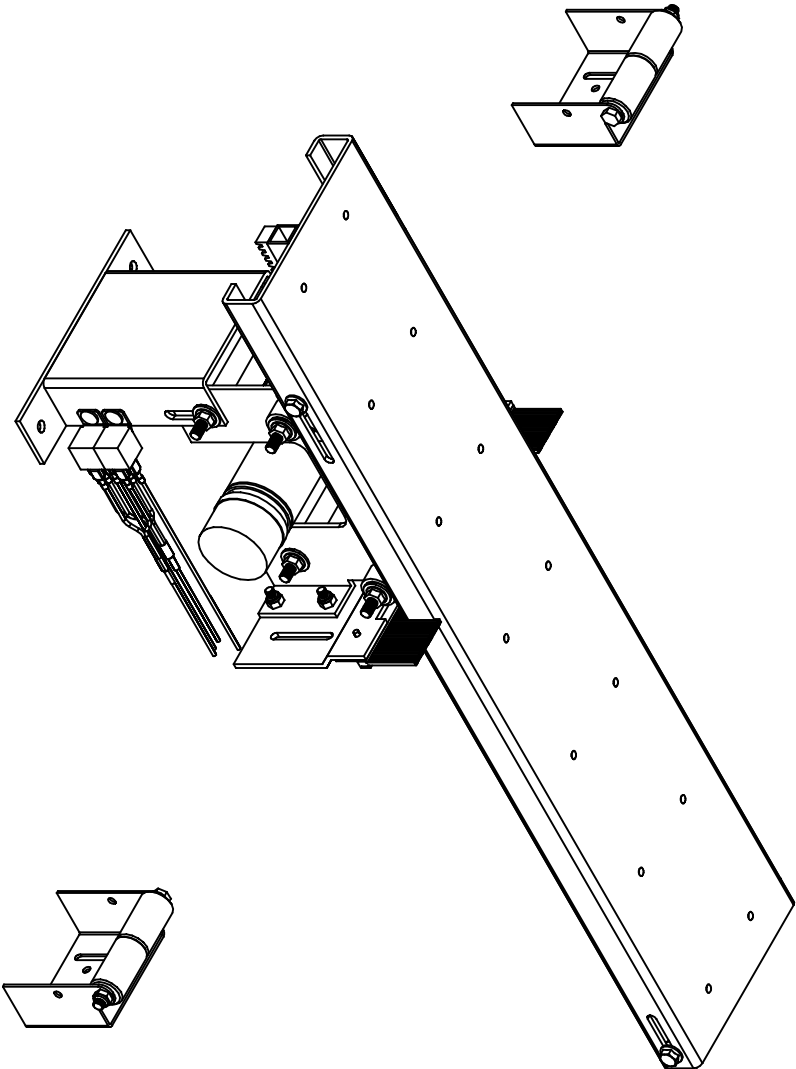
#		REVISIONS		TITLE		USED ON:	
A		ADDED PART NUMBERS TO VIEWS		BED SLIDE ASSEMBLY		FOREST RIVER DIESEL	
B		UPDATED STOP BOLTS AND ROLLER WASHERS		SIZE SCALE MATERIAL			
C		Added note on relay pack.		DRW BY: SU	DATE: 3/20/09	PART NAME: ELECTRIC BED SLIDE-FR	REV: D
D		Removed gear rock and non-inv washers from list.		AP'D BY: —	DATE: —	PAGE: 4 OF 5	PWG NO.: 7343
				UNLESS OTHERWISE SPECIFIED:			
				TOLERANCES:			
				XXX ± 0.010			
				XX ± 0.010			
				X ± 0.030			
				ANG. ± 1/2°			
				REMOVE ALL BURRS AND SHARP EDGES .015 MAX			



<b>Equalizer</b>		55169 COUNTY ROAD 3 ELKHART, IN 46515			
#	REVISIONS	BY:	DATE:	UNLESS OTHERWISE SPECIFIED: TOLERANCES: .XX ± 0.010 .X ± 0.030 ANG. ± 1/2" REMOVE ALL BURRS AND SHARP EDGES .015 MAX	
A	ADDED PART NUMBERS TO VIEWS	SJ	7/25/11		
B	UPDATED STOP BOLTS AND ROLLER WASHERS	SJ	1/18/16		
C	Added note on relay pack.	SJ	2/23/18		
D	Removed gear rock and non-inv washers from list.	SJ	7/23/19		
				TITLE: BED SLIDE ASSEMBLY	
				USED ON: FOREST RIVER DIESEL	
				SIZE SCALE: MATERIAL	
				DRW BY: DATE: 3/20/09	
				PART NAME: ELECTRIC BED SLIDE-FR	
				PAGE: 5 OF 5 DWG NO.: 7343	
				REV: D	

NOTICE - This drawing, including principles of design, is the property of Doye Corporation, Elkhart, Indiana, with the agreement that it is not to be reproduced, copied, or loaned in any manner that may constitute a detriment directly or indirectly to Doye Corporation. Acceptance of this will be construed as an agreement of the above.

7343B PARTS LIST		
PART#	DESCRIPTION	QUAN
1195F	RIVET-POP ALUMINUM	3
1278	NUT-3/8 FLANGE	8
1864F	WASHER-3/8 USS FLAT 2	16
1874E	NUT-5/16 NYLOCK	4
1938DD	WASHER-1/4 FLAT	4
2088	PLATE-BED SLIDE DRIVER SIDE PLATE	1
2089	PLATE-BED SLIDE SIDE PLATE	1
2090	PLATE-BED SLIDE FRONT PLATE	1
2092	SPACER-BED SLIDE SIDE PLATE	4
2094	ROLLER-1 1/4" YOKE STYLE ROLLER	4
2095	ROLLER-1" STUD STYLE ROLLER	4
2096	WEAR PAD-UHMW SIDE BLOCK	2
2097	MOTOR-26 RPM MOTOR/GEARBOX	1
2098	GEAR-12 PITCH 24 TOOTH SPUR GEAR	1
2099	PIN-1/4 X 1 3/4 SPRING PIN	1
2100	BOLT-3/8-16 X 6 1/2 GR 5 HHCS	1
2101	BOLT-3/8-16 X 8 1/2 GR 5 HHCS	2
2103	NUT-7/16-20 JAM	4
2104	WASHER-7/16 INTERNAL TOOTH	4
2105	SCREW-1/4-20 X 1 3/4 FHCS	4
2106	SCREW-5/16-18 X HHCS GR 5	4
2107	WASHER-5/16 FLAT	4
2108	WASHER-5/16 LOCK	4
2109	SCREW-5/16-18 X 1 FHCS	4
2112	ROLLER-ELEC ROOM SLIDE ROLLERS	2
2382B	PLATE-BED SLIDE REAR MOUNT-FRB	1
2383	PLATE-BED SLIDE 36" CARRIER PLATE	1
2410	NUT-1/4-20 K LOCK	4
2414	BRUSH-BED SLIDE	1
2511	BOLT-3/8-16 X 6 HHCS GR 5	1
2513	WASHER-5/16 EXTERNAL TOOTH LOCK	4
2627	BOLT-3/8-16 X 3/4 FLANGE	4
6628	HARNES, ELECTRIC BED SLIDE RELAY PACK	1



\*In late 2016 the relay pack was removed from this assembly as Forest River began supplying their own control.

**Warranty authorization must come directly from Equalizer Systems. (800) 846-9659.**

55169 COUNTRY ROAD 3 ELKHART, IN 46515		#		REVISIONS		BY:		DATE:		UNLESS OTHERWISE SPECIFIED:		TIME		USED ON:	
		A		ADDED PART NUMBERS TO VIEWS		SJ		7/25/11		TOLERANCES:		BED SLIDE ASSEMBLY		FOREST RIVER DIESEL	
		B		GENERAL UPDATE		SJ		7/23/19		XXX ± 0.010 XX ± 0.010 X ± 0.030 ANG. ± 1/2° REMOVE ALL BURRS AND SHARP EDGES .015 MAX		SIZE SCALE MATERIAL			
NOTICE – This drawing, including principles of design, is the property of Doye Corporation, Elkhart, Indiana, with the agreement that it is not to be reproduced, copied, or loaned in any manner that may constitute a detriment directly or indirectly to Doye Corporation. Acceptance of this will be construed as an agreement of the above.												DRAW BY: DATE:		PART NAME:	
												SJ 3/20/09		ELECTRIC BED SLIDE-FRB	
												APPD BY: DATE:		PAGE: 1 OF 5	
												DWG NO.: P7343B		REV: B	







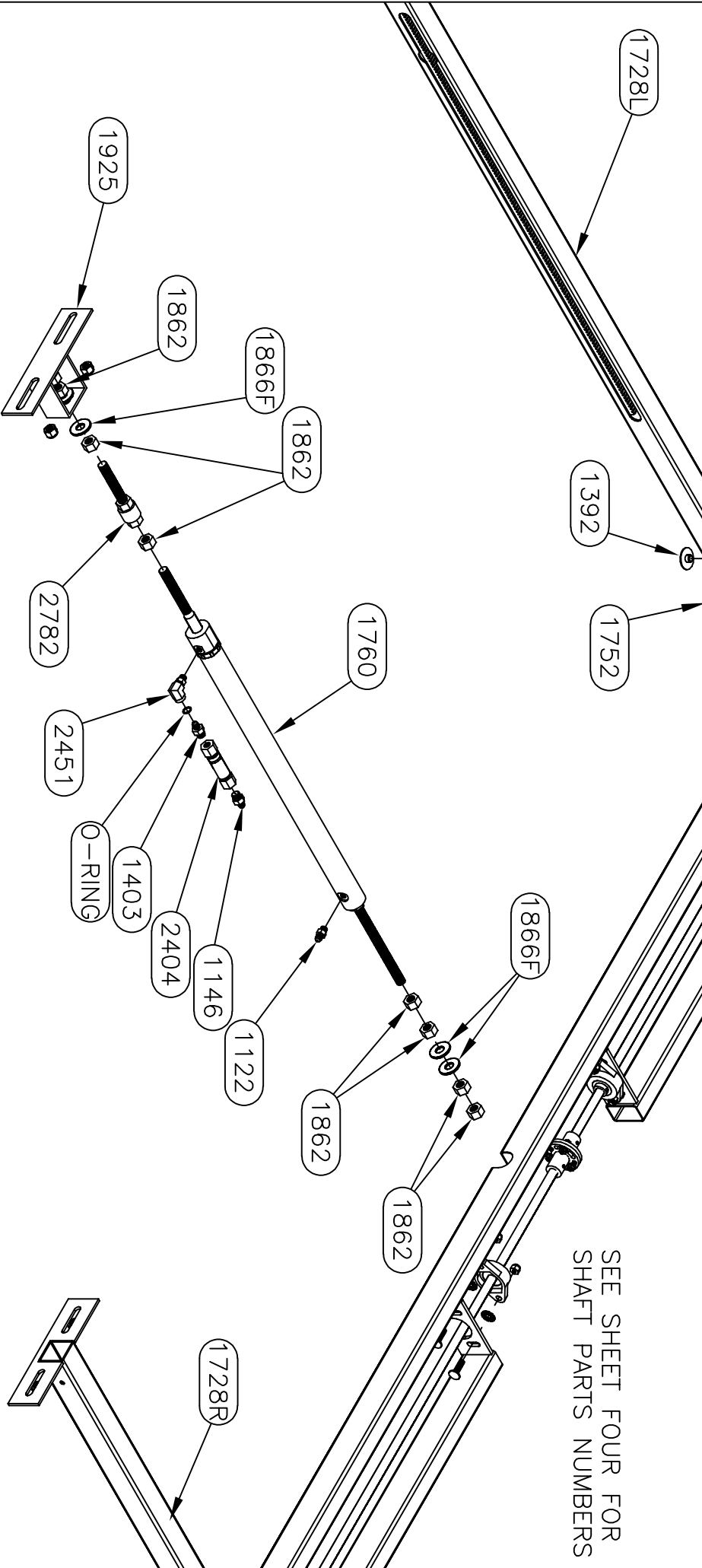
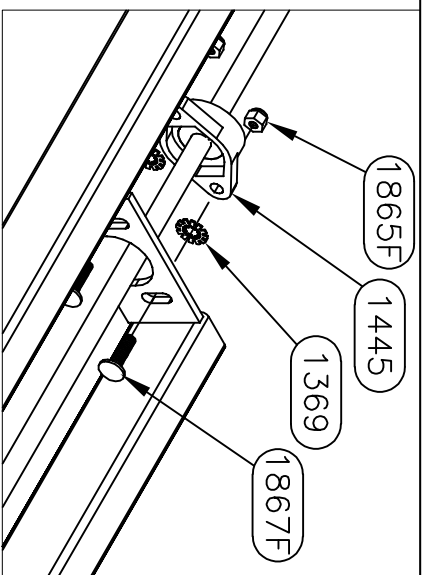
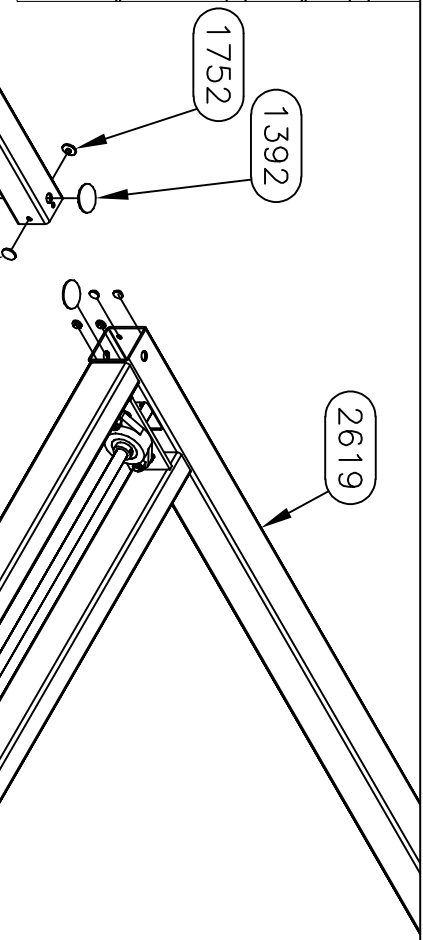
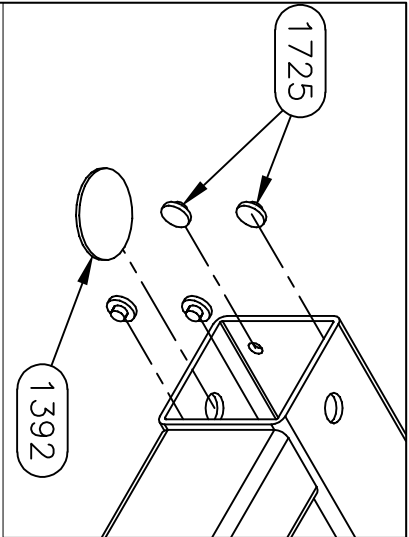










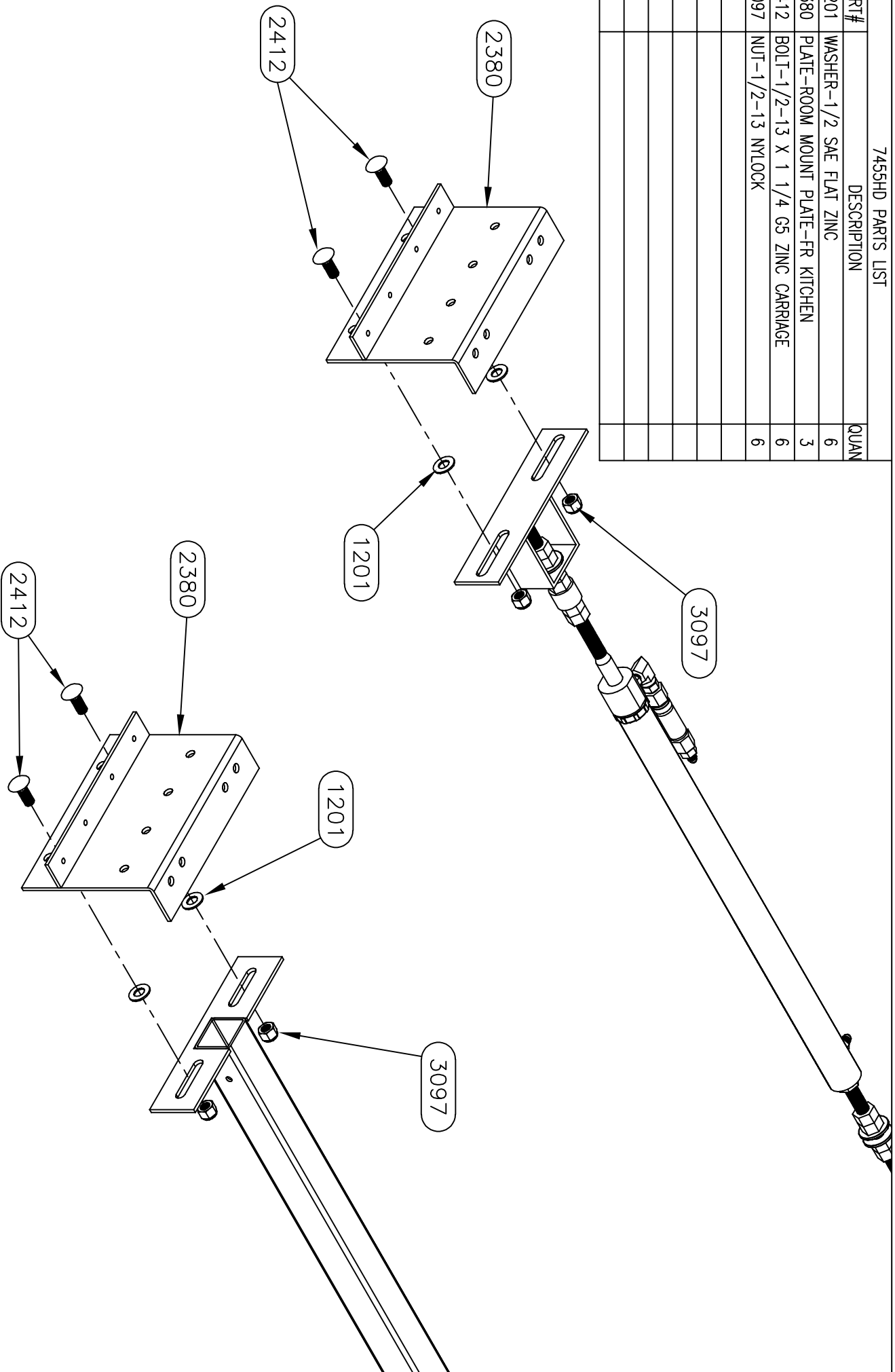


SEE SHEET FOUR FOR  
SHAFT PARTS NUMBERS

<b>Equalizer</b>		55169 COUNTRY ROAD 3 ELKHART, IN 46515		REVISED		BY: SU		DATE: 7/23/19		UNLESS OTHERWISE SPECIFIED:		TOLERANCES:		TITLE: MAIN SLIDE ASSEMBLY		USED ON: FOREST RIVER DIESEL	
NOTICE - This drawing, including principles of design, is the property of Days Corporation, Elkhart, Indiana, with the agreement that it is not to be reproduced, copied, or loaned in any manner that may constitute a detriment directly or indirectly to Days Corporation. Acceptance of this will be construed as an agreement of the above.		# A		Updated shaft and tube numbers						XXX ± 0.010		X ± 0.010		SIZE SCALE: MATERIAL		DATE: 3/17/09	
										ANG. ± 1/2°		X ± 1/2°		DRW BY: SU		DATE: 3/17/09	
										REMOVE ALL BURRS AND SHARP EDGES .015 MAX				AP'D BY: —		DATE: —	
														PART NAME: MAIN SLIDE-96" X 20" FR		PAGE: 2 OF 4	
														DWG NO.: P7455		REV: A	

7455HD PARTS LIST

PART#	DESCRIPTION	QUAN
1201	WASHER-1/2 SAE FLAT ZINC	6
2380	PLATE-ROOM MOUNT PLATE-FR KITCHEN	3
2412	BOLT-1/2-13 X 1 1/4 G5 ZINC CARRIAGE	6
3097	NUT-1/2-13 NYLOCK	6

Equalizer

55169 COUNTRY ROAD 3  
ELKHART, IN 46515

#

REVISIONS  
Updated shaft and tube numbers

BY: SU  
DATE: 7/23/19

UNLESS OTHERWISE  
SPECIFIED:  
TOLERANCES:  
.XXX ± 0.010  
.XX ± 0.020  
.X ± 1/2"

TITLE  
MAIN SLIDE ASSEMBLY  
SIZE SCALE MATERIAL  
A 1:1

USED ON:  
FOREST RIVER DIESEL

NOTICE - This drawing, including principles of design, is the property of Doye Corporation, Elkhart, Indiana, with the agreement that it is not to be reproduced, copied, or loaned in any manner that may constitute a detriment directly or indirectly to Doye Corporation. Acceptance of this will be construed as an agreement of the above.

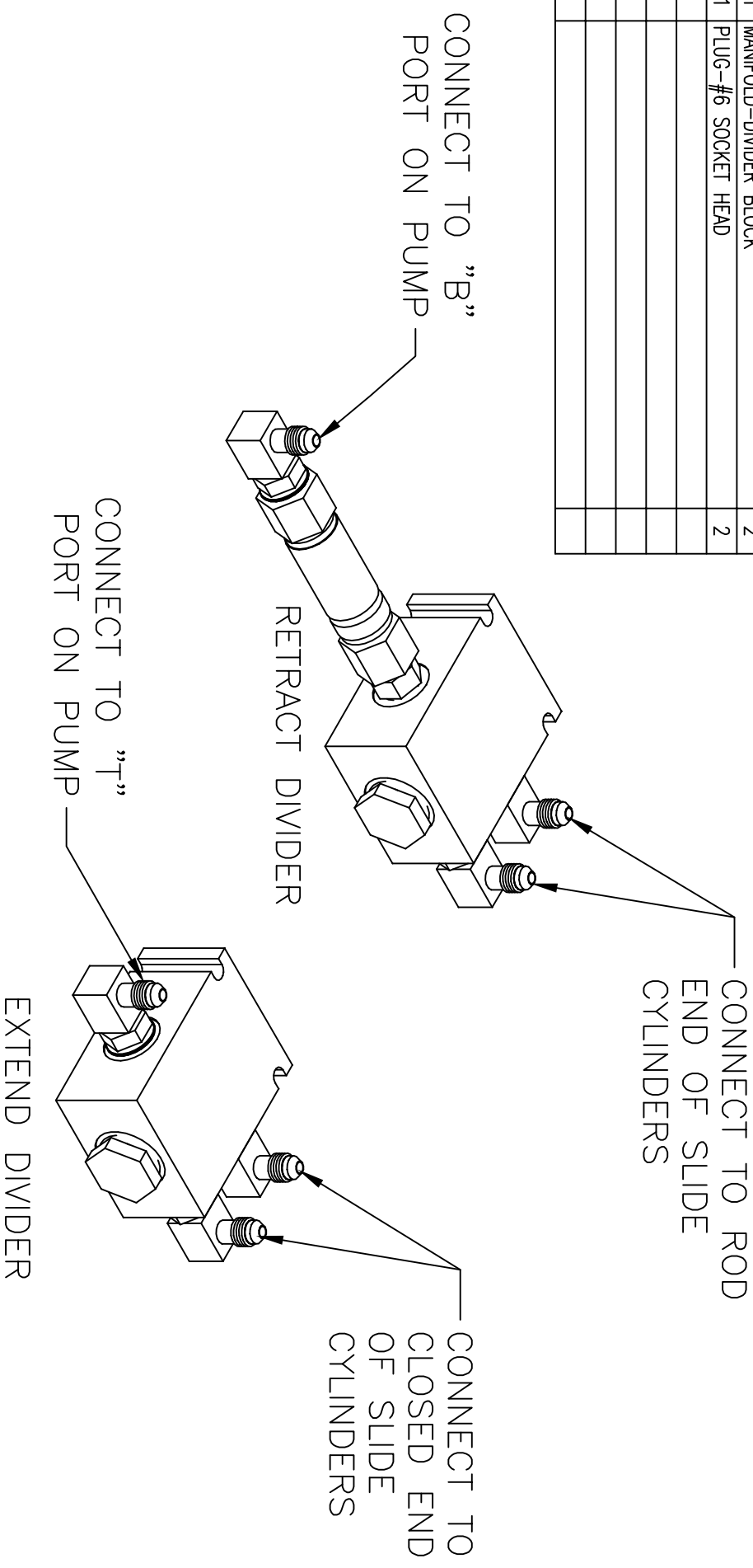
REMOVE ALL BURRS AND SHARP EDGES .015 MAX  
DRW BY: SU DATE: 3/17/09  
PART NAME: MAIN SLIDE-96" X 20" FR  
PAGE: 3 OF 4  
DWG NO.: P7455  
REV: A



RIVER DIESEL

DRW BY:	DATE:	PART NAME:
SJ	3/17/09	MAIN SLIDE-96" X 20" FR
APP'D BY:	DATE:	PAGE:
-	-	4 OF 4
		DWG NO.: P7455
		REV: A

7495FR PARTS LIST		
PART#	DESCRIPTION	QUAN
1109	FITTING-#6 OR X #4 JIC MALE 90	5
1109	FITTING-#6 JIC MALE X #4 OR MALE	1
2118	FITTING-#6 OR X #4 JIC 90 RESTRICTOR	1
2404	VALVE-ANTI CREEP	1
2534	VALVE-DIVIDER CARTRIDGE	2
2541	MANIFOLD-DIVIDER BLOCK	2
2551	PLUG-#6 SOCKET HEAD	2



<i>Equalizer</i>		S5169 COUNTY ROAD 3 ELKHART, IN 46515		#		REVISIONS		BY:		DATE:		UNLESS OTHERWISE SPECIFIED: TOLERANCES: .XXX ± 0.010 .XX ± 0.010 .X ± 0.030 ANG. ± 1/2° REMOVE ALL BURRS AND SHARP EDGES .015 MAX		TITLE DOUBLE DIVIDER ASSEMBLY		USED ON: FULL WALL-FRD			
NOTICE - This drawing, including principles of design, is the property of Doy's Corporation, Elkhart, Indiana, with the agreement that it is not to be reproduced, copied, or loaned in any manner that may constitute a detriment directly or indirectly to Doy's Corporation. Acceptance of this will be construed as an agreement of the above.														SIZE SCALE MATERIAL		DATE: 7/20/18		PART NAME: DOUBLE DIVIDER KIT-FR	
														DRW BY: SJ		PAGE: 1 OF 2		DWG NO.: P7495FR	
																		REV:	

**Warranty authorization must come directly from Equalizer Systems. (800) 846-9659.**





**Warranty authorization must come directly from Equalizer Systems. (800) 846-9659.**

## Equalizer

55169 COUNTY ROAD 3  
ELKHART, IN 46515

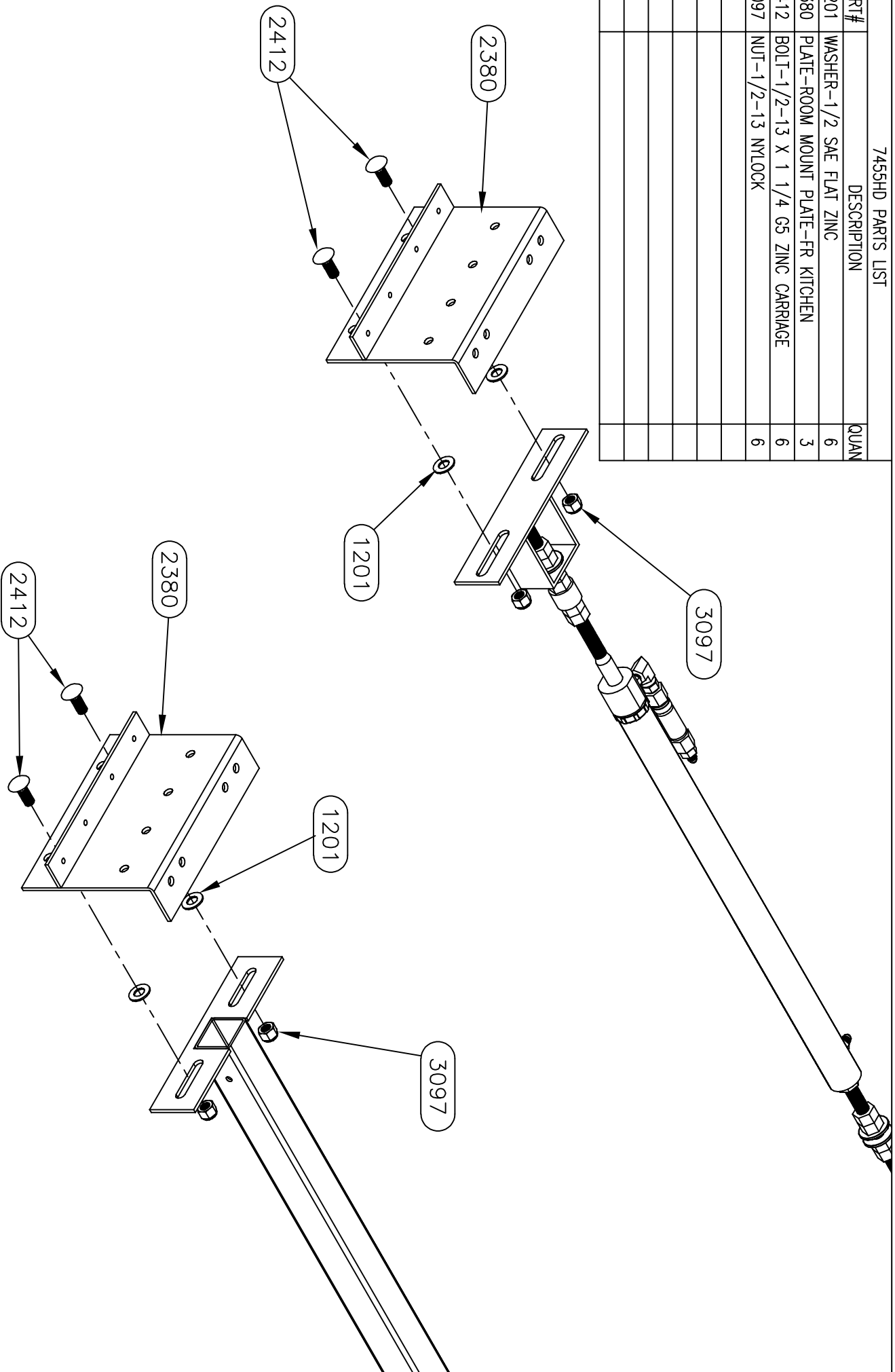
<i>Equalizer</i>		55169 COUNTY ROAD 3 ELKHART, IN 46515	
#	REVISIONS	BY:	DATE:
NOTICE - This drawing, including principles of design, is the property of Days Corporation, Elkhart, Indiana, with the agreement that it is not to be reproduced, copied, or loaned in any manner that may constitute a detriment directly or indirectly to Days Corporation. Acceptance of this will be construed as an agreement of the above.			
UNLESS OTHERWISE SPECIFIED:			
TOLERANCES:			
.XXX ± 0.010			
.XX ± 0.010			
.X ± 0.050			
ANG. ± 1/2°			
REMOVE ALL BURRS AND SHARP EDGES .015 MAX			
TITLE		USED ON:	
DOUBLE DIVIDER ASSEMBLY		FULL WALL - FRD	
SIZE SCALE	MATERIAL		
1:1			
DATE:	PART NAME:		
7/20/18	DOUBLE		
APP'D	DWG NO.:		
	2 OF 2		
	P7495FR		
	REV:		
	1-		





7455HD PARTS LIST

PART#	DESCRIPTION	QUAN
1201	WASHER-1/2 SAE FLAT ZINC	6
2380	PLATE-ROOM MOUNT PLATE-FR KITCHEN	3
2412	BOLT-1/2-13 X 1 1/4 G5 ZINC CARRIAGE	6
3097	NUT-1/2-13 NYLOCK	6

Equulizer

55169 COUNTRY ROAD 3  
ELKHART, IN 46515

#

A

REVISIONS

Updated shaft and tube numbers.

BY:

SJ

DATE:

7/23/19

UNLESS OTHERWISE SPECIFIED:

TOLERANCES:  
.XXX ± 0.010  
.XX ± 0.020  
.X ± 1/2"  
REMOVE ALL BURRS AND SHARP EDGES .015 MAX

TITLE

MAIN SLIDE ASSEMBLY

SIZE SCALE

1:1

MATERIAL

USED ON:

FOREST RIVER DIESEL

PART NAME:

MAIN SLIDE-66 X 20" CENT. CYL.

PAGE:

3 OF 4

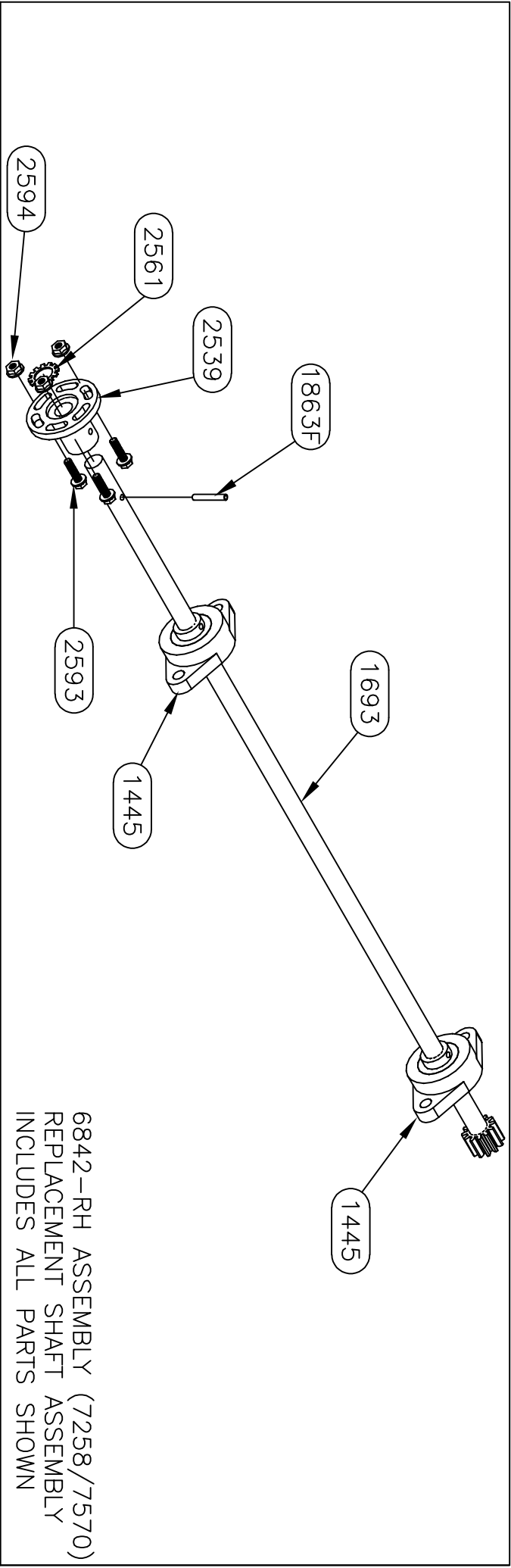
DWG NO.:

P7570

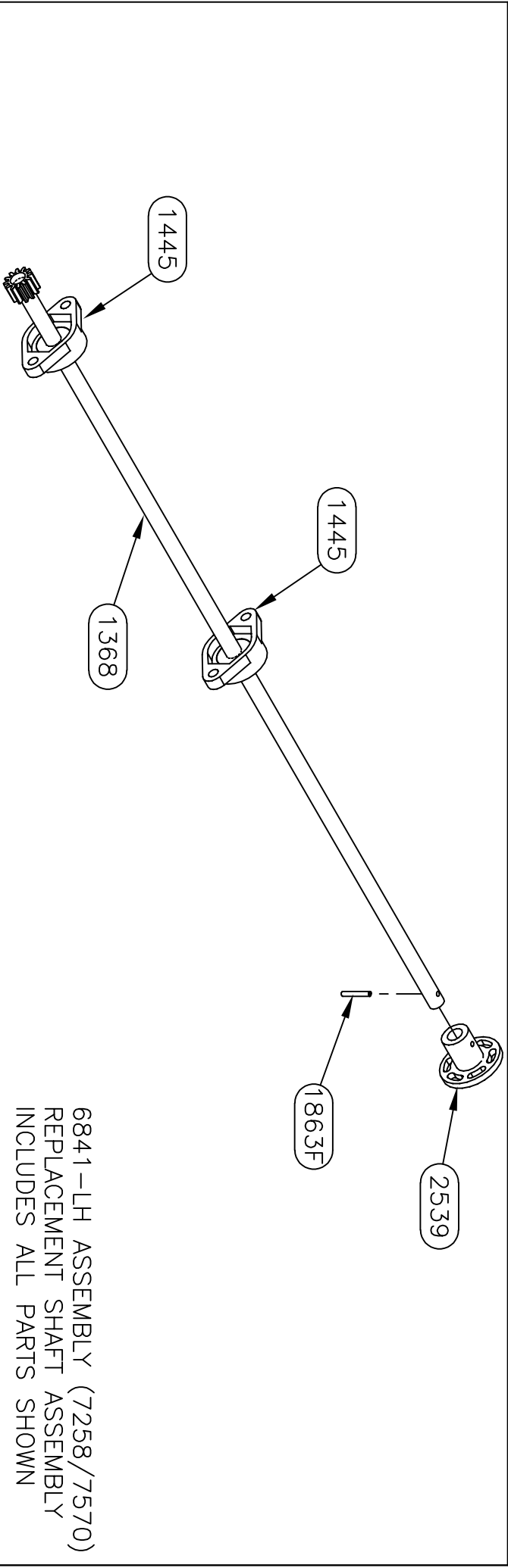
REV:

A

NOTICE - This drawing, including principles of design, is the property of Doye Corporation, Elkhart, Indiana, with the agreement that it is not to be reproduced, copied, or loaned in any manner that may constitute a detriment directly or indirectly to Doye Corporation. Acceptance of this will be construed as an agreement of the above.

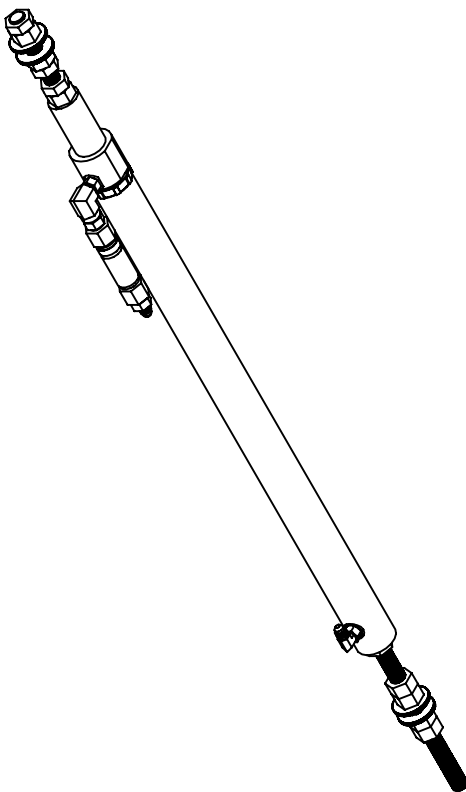


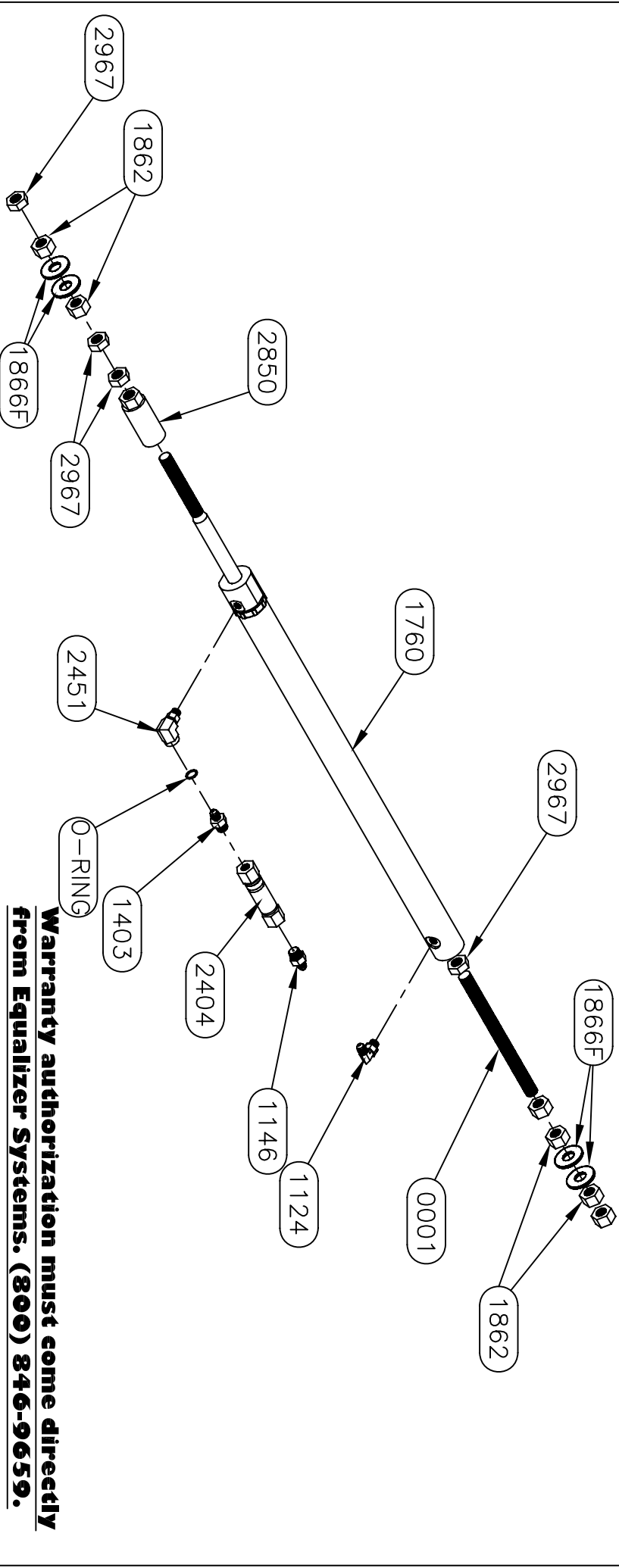
6842-RH ASSEMBLY (7258/7570)  
REPLACEMENT SHAFT ASSEMBLY  
INCLUDES ALL PARTS SHOWN



6841-LH ASSEMBLY (7258/7570)  
REPLACEMENT SHAFT ASSEMBLY  
INCLUDES ALL PARTS SHOWN

<b>Equalizer</b>		55169 COUNTY ROAD 3 ELKHART, IN 46515		REVISED		BY: SU		DATE: 7/23/19		UNLESS OTHERWISE SPECIFIED:		TITLE: MAIN SLIDE ASSEMBLY		USED ON: FOREST RIVER DIESEL	
NOTICE - This drawing, including principles of design, is the property of Days Corporation, Elkhart, Indiana, with the agreement that it is not to be reproduced, copied, or loaned in any manner that may constitute a detriment directly or indirectly to Days Corporation. Acceptance of this will be construed as an agreement of the above.		# A		Updated shaft and tube numbers.						TOLERANCES:		SIZE SCALE: MATERIAL		PART NAME: MAIN SLIDE-66 X 20" CENT. CYL.	
										.XXX ± 0.010		A 1: 1		PAGE: 4 OF 4	
										.XX ± 0.010		DRW BY: SU		DWG NO.: 7570	
										ANG. ± 1/2"		DATE: 3/17/09		REV: A	
										REMOVE ALL BURRS AND SHARP EDGES .015 MAX					

7602 PARTS LIST		
PART #	DESCRIPTION	QUAN
1124	FITTING-#4 JIC X #4 OR MALE 90	1
1146	FITTING-#6 OR X #4 JIC ADAPT	1
1403	FITTING-RESTRICTOR #6 X #4	1
1760	CYLINDER-SLIDE 1 3/8" BORE X 20"	1
1862	NUT-5/8-18 GR 2 FHN	6
1866F	WASHER-5/8 FLAT	4
2404	VALVE-ANTI CREEP	1
2451	FITTING-#4 FEM X #4 O-RING 90	1
2850	STOP TUBE-3"	1
2967	NUT-5/8-18 HEX JAM NUT	4
0001	ATR-5/8-18 X 8 1/4" LONG	1
		

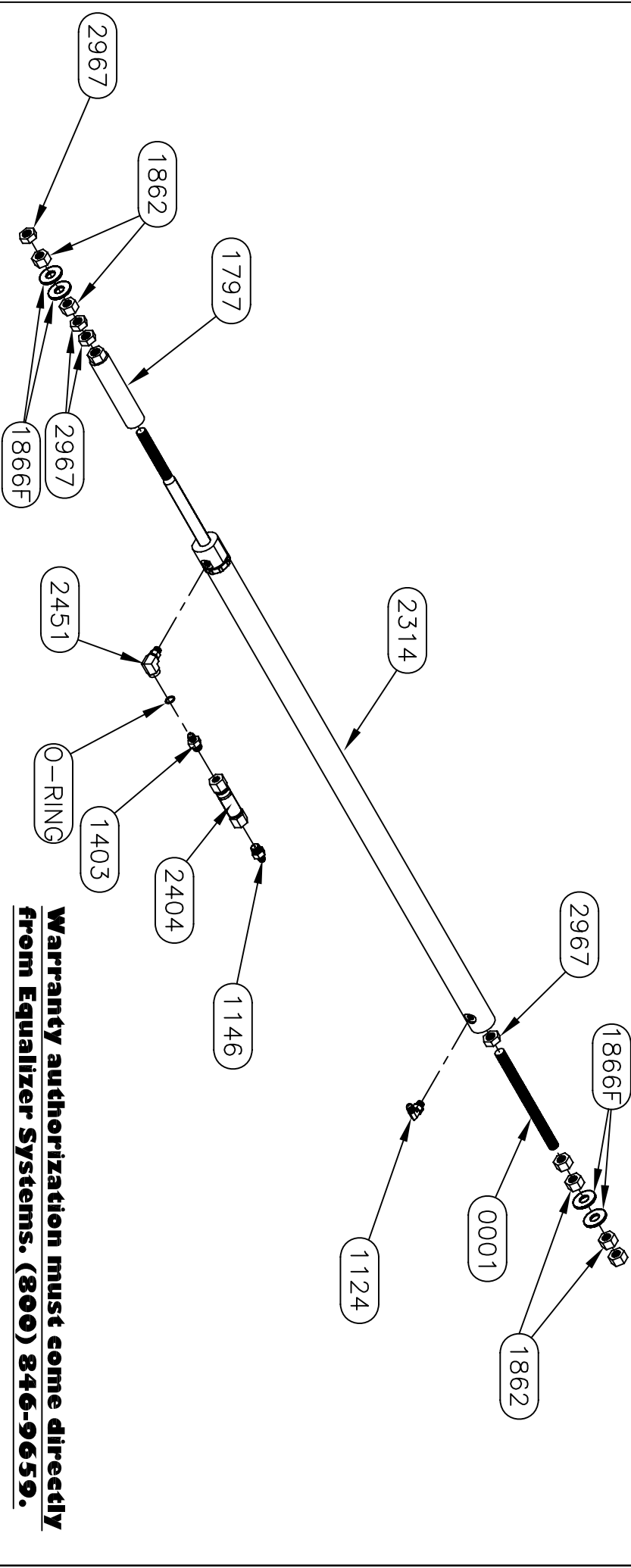


<i>Equalizer</i>		55169 COUNTRY ROAD 3 ELKHART, IN 46515		REVISED		TITLE		USED ON:	
#		Updated Cylinder Nuts		BY:		MAIN SLIDE CYLINDER		NORCO SLIDE-FR	
A				SU		SIZE SCALE		DATE:	
B		Show additional o-ring in creep prevent valve		SU		1/25/12		3/17/09	
								PART NAME:	
								SLIDE CYL-20" W/ ANTI CREEP-FR	
								PAGE:	
								1 OF 1	
								DWG NO.:	
								P 7602	
								REV:	
								B	

**Warranty authorization must come directly from Equalizer Systems. (800) 846-9659.**

NOTICE - This drawing, including principles of design, is the property of Dye Corporation, Elkhart, Indiana, with the agreement that it is not to be reproduced, copied, or loaned in any manner that may constitute a detriment directly or indirectly to Dye Corporation. Acceptance of this will be construed as an agreement of the above.

7607 PARTS LIST		
PART #	DESCRIPTION	QUAN
1124	FITTING-#4 JIC X #4 OR MALE 90	1
1146	FITTING-#6 OR X #4 JIC ADAPT	1
1403	FITTING-RESTRICTOR #6 X #4	1
1797	STOP TUBE-6"	1
1862	NUT-5/8-18 GR 2 FHN	6
1866F	WASHER-5/8 FLAT	4
2314	CYLINDER-SLIDE 1 3/8" BORE X 36"	1
2404	VALVE-ANTI CREEP	1
2451	FITTING-#4 FEM X #4 O-RING 90	1
2967	NUT-5/8-18 HEX JAM NUT	4
0001	A.T.R.-5/8-18 X 8 1/4" LONG	1



<b>Equalizer</b>		55169 COUNTY ROAD 3 ELKHART, IN 46515	
#	REVISIONS	BY:	DATE:
A	Updated Cylinder Nuts	SJ	3/3/11
B	Show additional o-ring on creep prevent	SJ	1/25/12

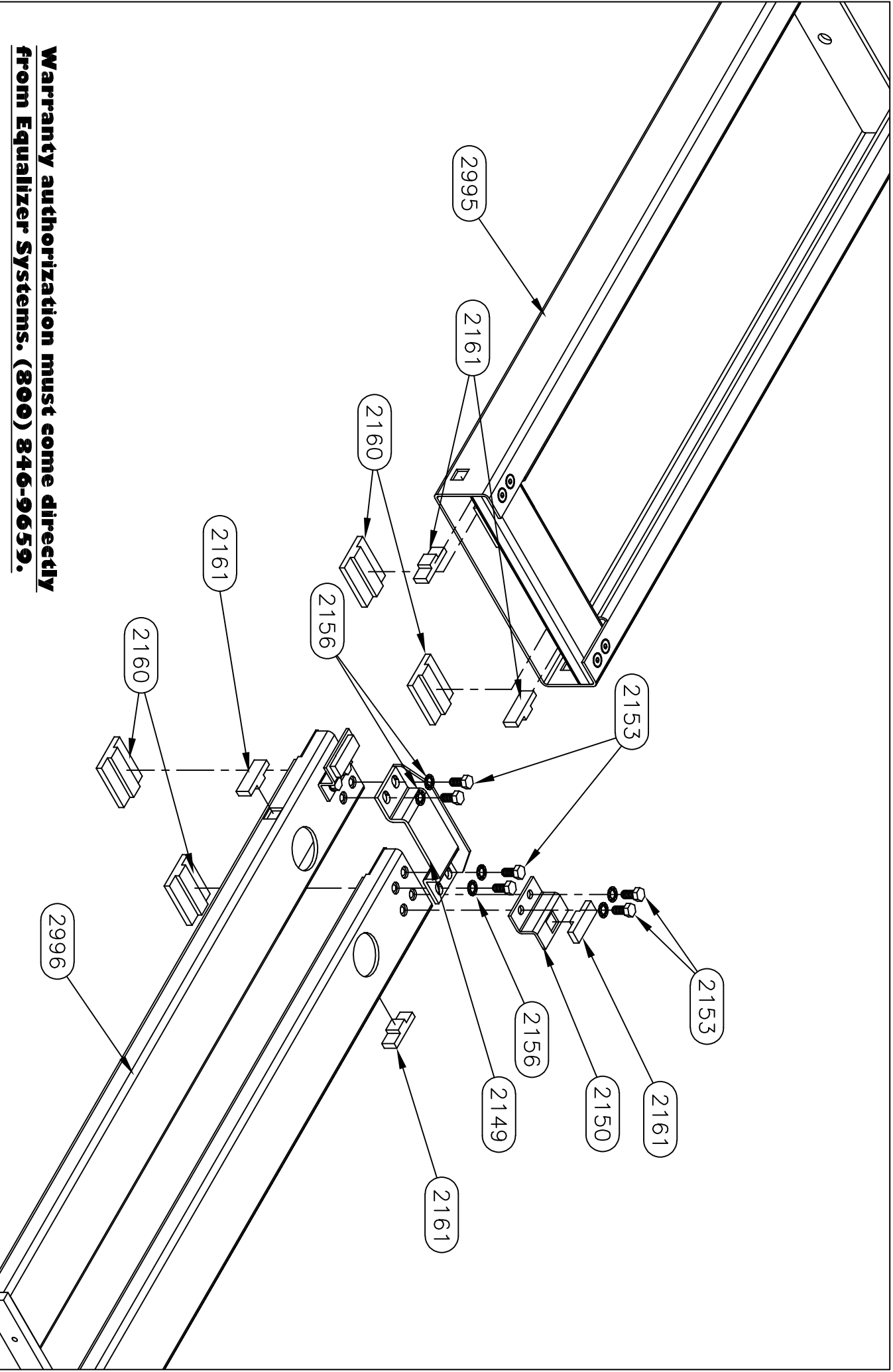
NOTICE - This drawing, including principles of design, is the property of Days Corporation, Elkhart, Indiana, with the agreement that it is not to be reproduced, copied, or loaned in any manner that may constitute a detriment directly or indirectly to Days Corporation. Acceptance of this will be construed as an agreement of the above.

UNLESS OTHERWISE SPECIFIED:		TITLE		USED ON:	
TOLERANCES:		MAIN SLIDE CYLINDER		NORCO SLIDE-FR	
.XXX ± 0.010		SIZE SCALE		MATERIAL	
.XX ± 0.030		A 1: 1			
.X ± 0.020		DRW BY:		DATE:	
ANG. ± 1/2"		SU		3/17/09	
REMOVE ALL BURRS AND SHARP EDGES .015 MAX		AP'D BY		DATE:	
		-			
		1 OF 1		P 7607	
				REV: B	

**Warranty authorization must come directly from Equalizer Systems. (800) 846-9659.**







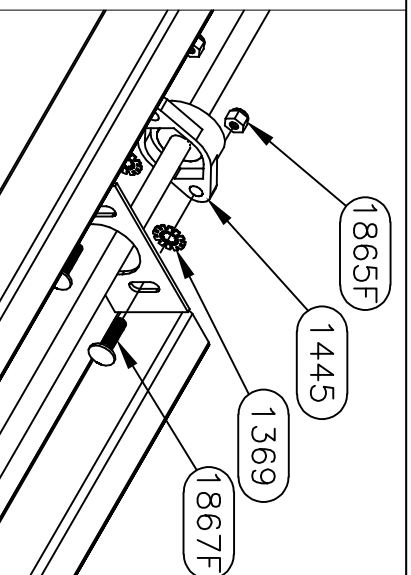
**Warranty authorization must come directly from Equalizer Systems. (800) 846-9659.**

**Equalizer**  
55169 COUNTY ROAD 3  
ELKHART, IN 46515

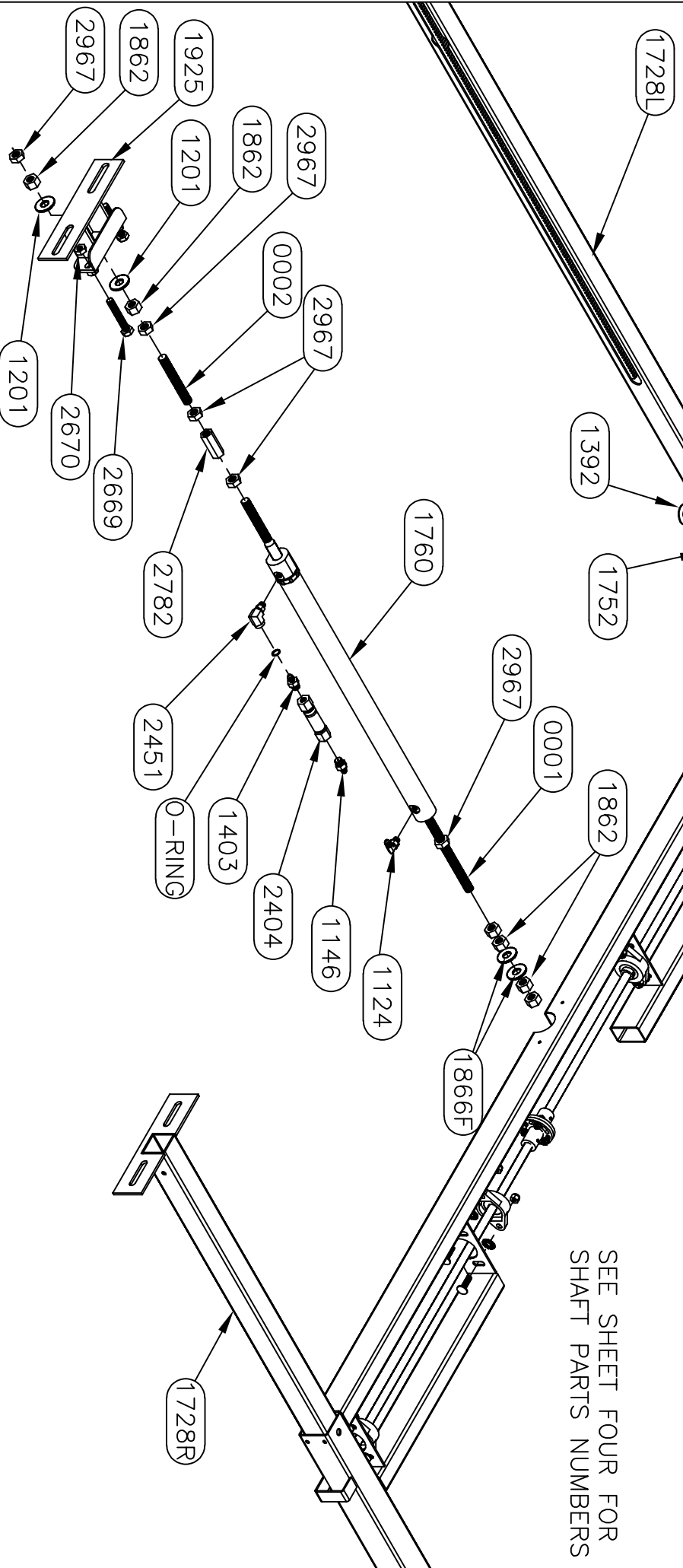
NOTICE - This drawing, including principles of design, is the property of Dows Corporation, Elkhart, Indiana, with the agreement that it is not to be reproduced, copied, or loaned in any manner that may constitute a detriment directly or indirectly to Dows Corporation. Acceptance of this will be construed as an agreement of the above.

#		REVISIONS		BY:	DATE:	UNLESS OTHERWISE SPECIFIED:		TITLE		USED ON:	
						TOLERANCES:		MAIN SLIDE SLAVE ASSEMBLY		ABOVE FLOOR SLIDES	
						.XXX ± 0.010		SIZE SCALE		MATERIAL	
						.XX ± 0.010		A 1: 1			
						.X ± 0.030		DRW BY: DATE:		PART NAME:	
						ANG. ± 1/2"		SU		SLIDE ASSEMBLY 24" FW	
						REMOVE ALL BURRS AND SHARP EDGES .015 MAX		AP'D BY DATE:		PAGE: 2 OF 2	
										DWG NO.: P7662	
										REV:	



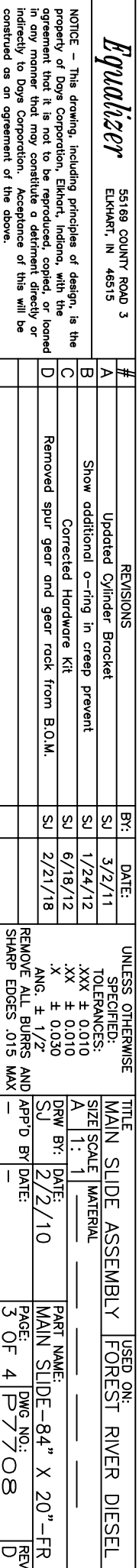


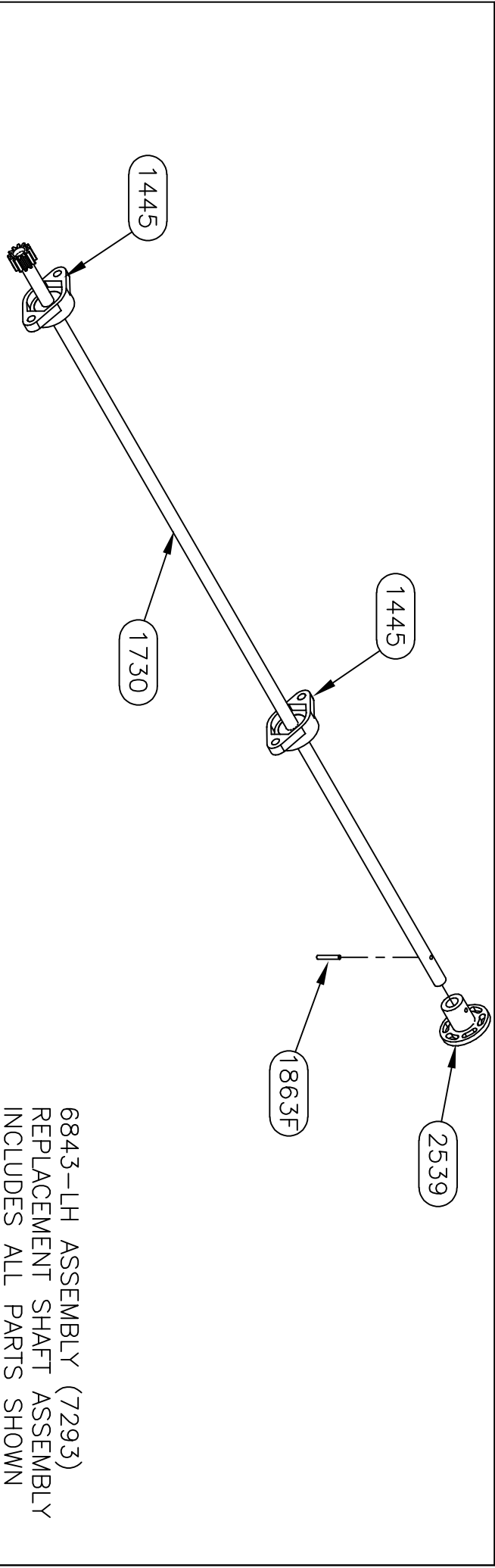
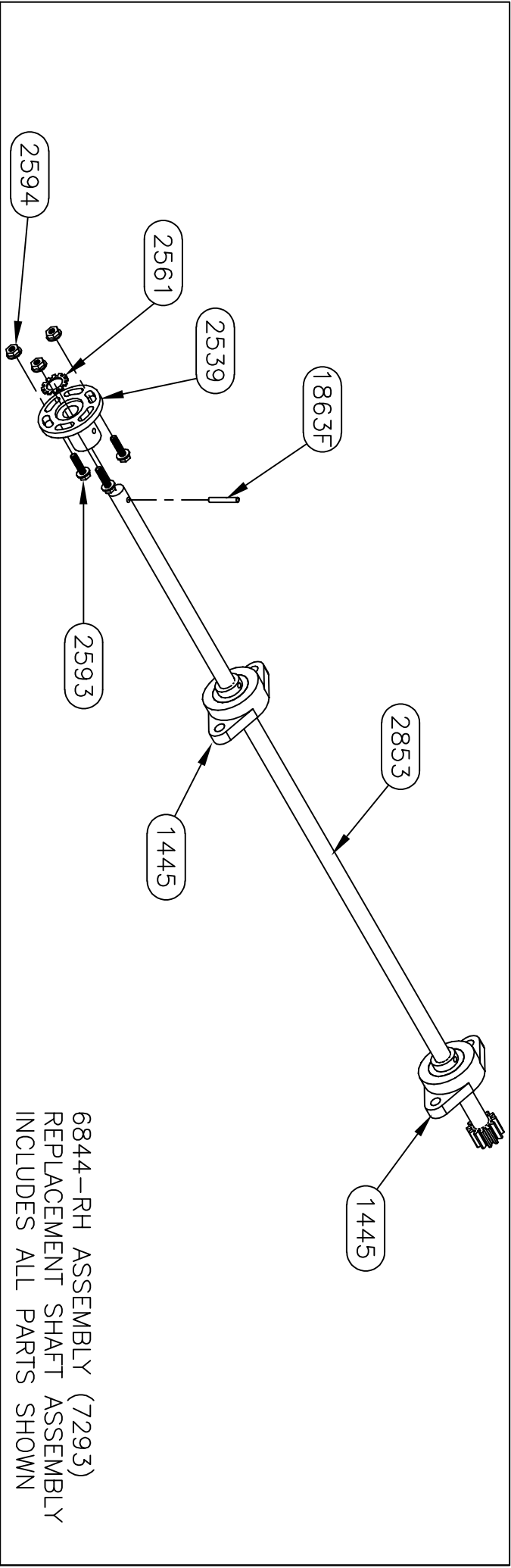
SEE SHEET FOUR FOR  
SHAFT PARTS NUMBERS



A	1	1	—	—	—	—
DRW BY:	DATE:	PART NAME:				
SJ	2/2/10	MAIN SLIDE-84" X 20"-FR				
APP'D BY:	DATE:	PAGE:	DWG NO.:		REV:	
—	—	2 OF 4	P7708		D	

PART#	DESCRIPTION	QUAN
1201	WASHER-1/2 SAE FLAT ZINC	6
2380	PLATE-ROOM MOUNT PLATE-FR KITCHEN	3
2412	BOLT-1/2-13 X 1 1/4 G5 ZINC CARRIAGE	6
3097	NUT-1/2-13 NYLOCK	6

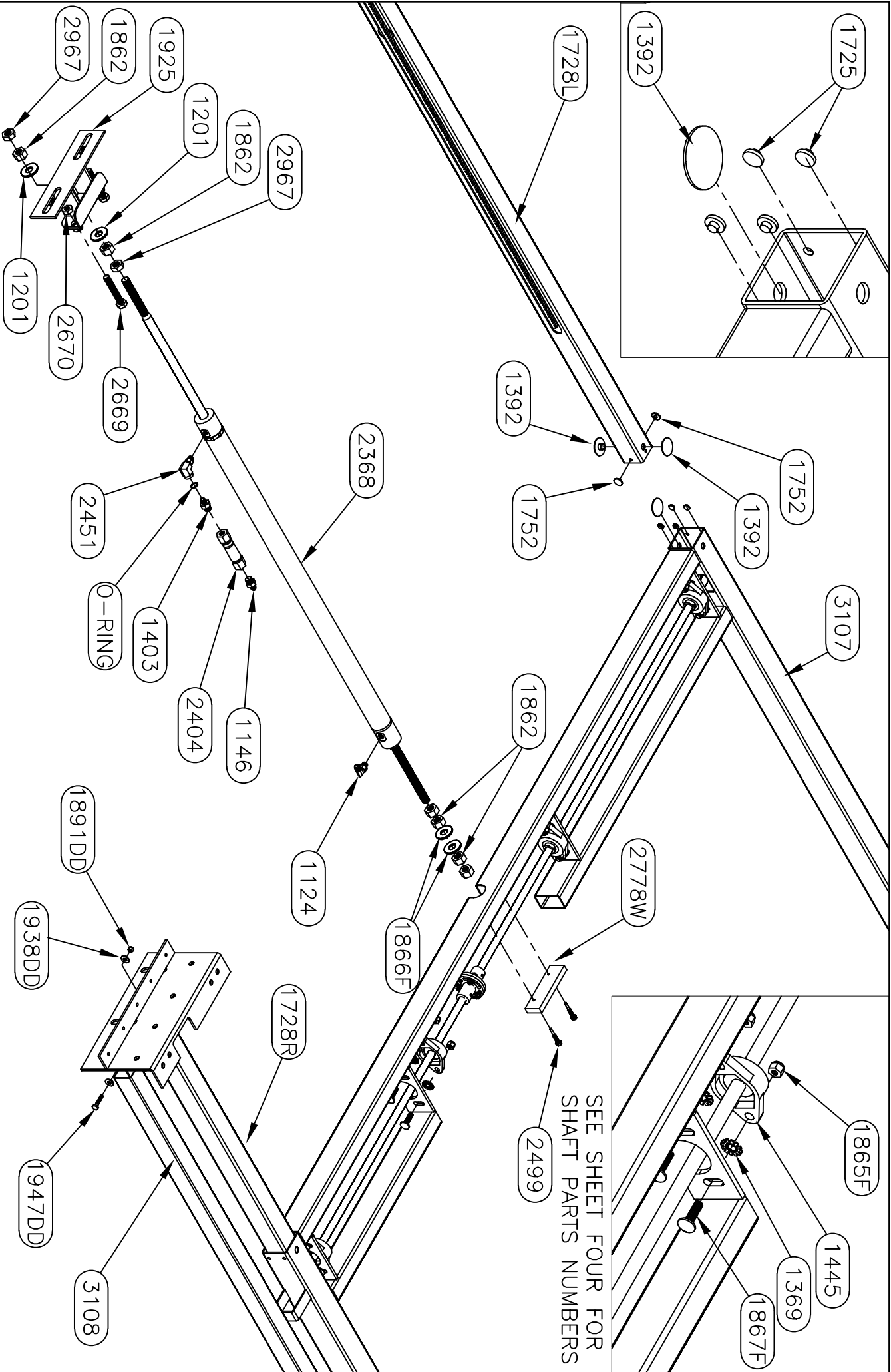
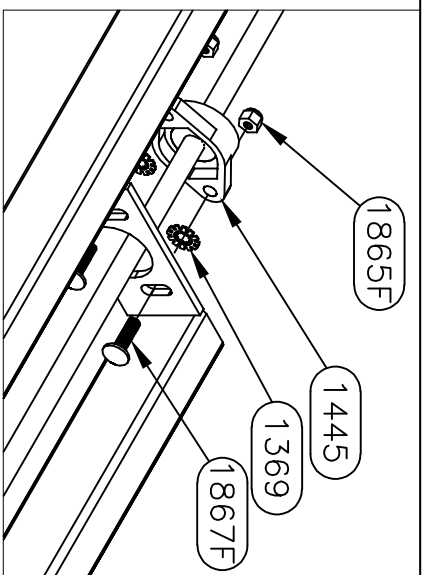
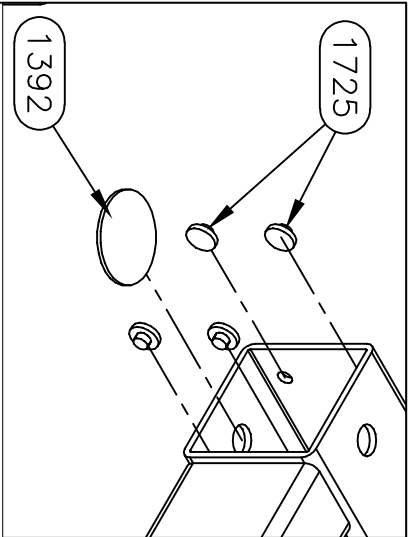




<b>Equalizer</b>		55169 COUNTRY ROAD 3 ELKHART, IN 46515			
#	REVISIONS	BY:	DATE:	UNLESS OTHERWISE SPECIFIED:	
A	Updated Cylinder Bracket	SJ	3/2/11	TOLERANCES:	
B	Show additional o-ring in creep prevent	SJ	1/24/12	.XXX ± 0.010	
C	Corrected Hardware Kit	SJ	6/18/12	.XX ± 0.010	
D	Removed spur gear and gear rock from B.O.M.	SJ	2/21/18	.X ± 1/2"	
				ANG. ± 1/2"	
				REMOVE ALL BURRS AND SHARP EDGES .015 MAX	
TITLE		MAIN SLIDE ASSEMBLY		USED ON:	
SIZE SCALE		1:1		FOREST RIVER DIESEL	
DRW BY:		DATE:		PART NAME:	
SU		2/2/10		MAIN SLIDE-84" X 20"-FR	
PAGE:		DWG NO.:		REV:	
4 OF 4		P7708		D	

NOTICE - This drawing, including principles of design, is the property of Doye Corporation, Elkhart, Indiana, with the agreement that it is not to be reproduced, copied, or loaned in any manner that may constitute a detriment directly or indirectly to Doye Corporation. Acceptance of this will be construed as an agreement of the above.





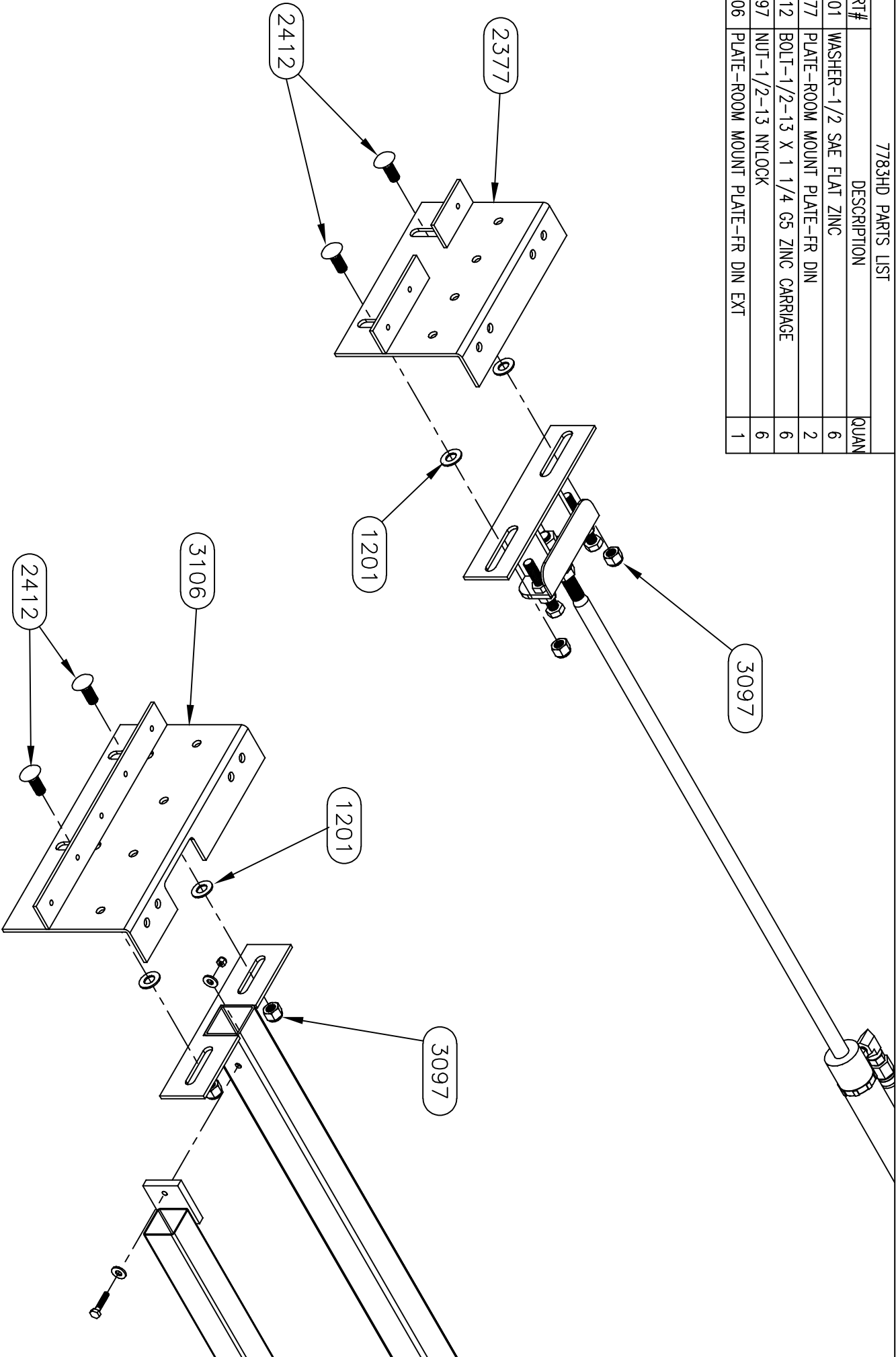
**Equalizer**

55169 COUNTRY ROAD 3  
ELKHART, IN 46515

NOTICE - This drawing, including principles of design, is the property of Days Corporation, Elkhart, Indiana, with the agreement that it is not to be reproduced, copied, or loaned in any manner that may constitute a detriment directly or indirectly to Days Corporation. Acceptance of this will be construed as an agreement of the above.

#		REVISIONS		BY:		DATE:		UNLESS OTHERWISE SPECIFIED:		TITLE		USED ON:	
A		Changed frame number-Show additional o-ring on creep prevent		SU		1/24/12		TOLERANCES:		MAIN SLIDE ASSEMBLY		FOREST RIVER DIESEL	
B		Updated shafts and tubes.		SU		7/23/19		XXX ± 0.010		SIZE SCALE MATERIAL			
								XX ± 0.010		A 1: 1			
								X ANG. ± 1/2°		DRW BY: SU		DATE: 10/3/11	
								REMOVE ALL BURRS AND SHARP EDGES .015 MAX		AP'D BY: -		DATE: -	
										PART NAME: MAIN SLIDE-84" X 32"-390RB-FR			
										PAGE: 2 OF 4		DWG NO.: 7783	
												REV: B	

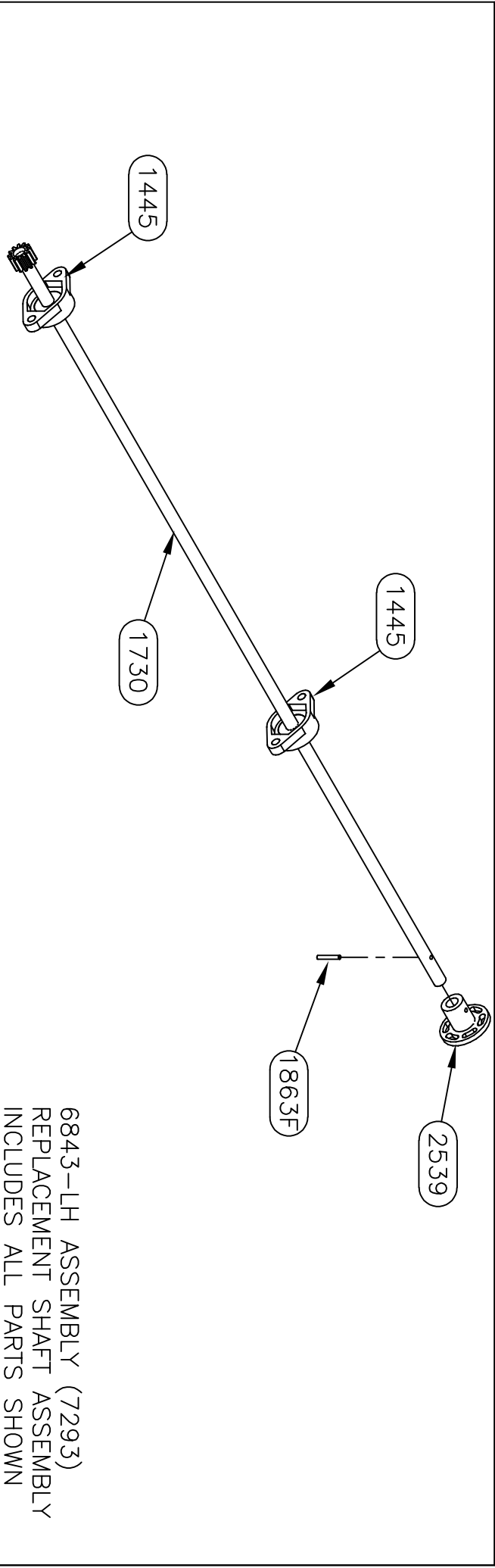
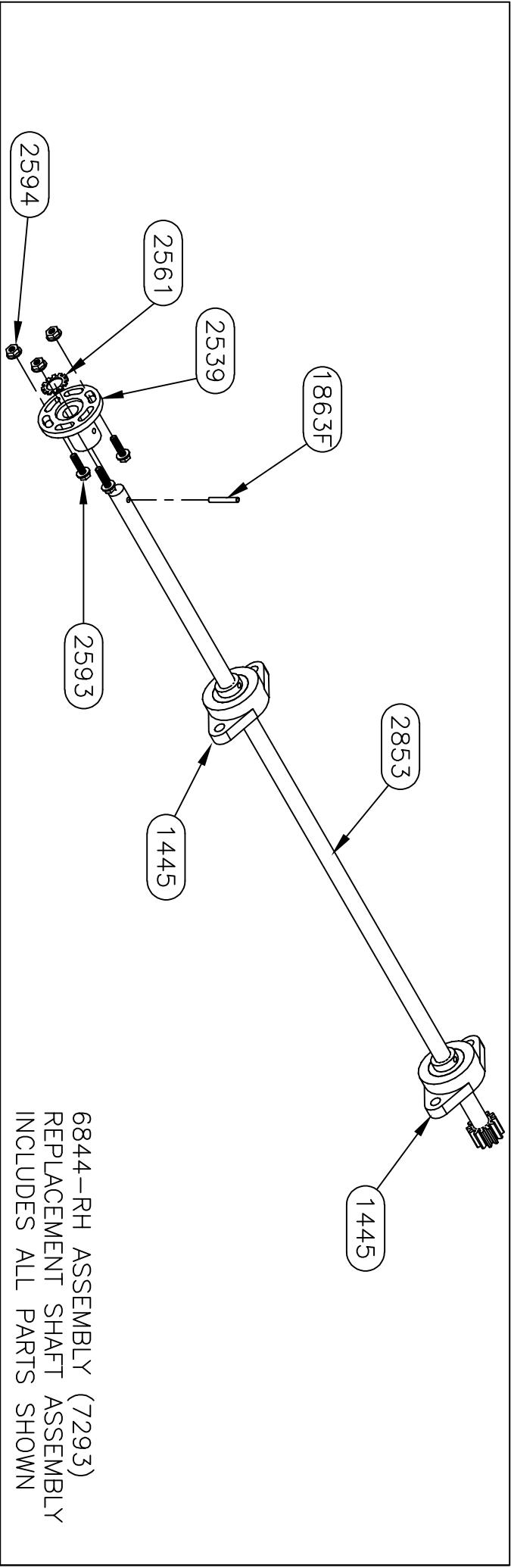
7783HD PARTS LIST		
PART#	DESCRIPTION	QUAN
1201	WASHER-1/2 SAE FLAT ZINC	6
2377	PLATE-ROOM MOUNT PLATE-FR DIN	2
2412	BOLT-1/2-13 X 1 1/4 G5 ZINC CARRIAGE	6
3097	NUT-1/2-13 NYLOCK	6
3106	PLATE-ROOM MOUNT PLATE-FR DIN EXT	1



<b>Equalizer</b>			55169 COUNTRY ROAD 3								
ELKHART, IN 46515			#			REVISIONS			TITLE		
			A			Changed frame number-Show additional o-ring on creep prevent			MAIN SLIDE ASSEMBLY		
			B			Updated shafts and tubes.			FOREST RIVER DIESEL		
						BY: SU			DATE: 1/24/12		
									DATE: 7/23/19		
									UNLESS OTHERWISE SPECIFIED:		
									TOLERANCES:		
									.XXX ± 0.010		
									.XX ± 0.010		
									.X ± 0.030		
									ANG. ± 1/2°		
									REMOVE ALL BURRS AND SHARP EDGES .015 MAX		
						DRAW BY: SU			DATE: 10/3/11		
						AP'D BY: —			DATE: —		
									PART NAME: MAIN SLIDE-84" X 32"-390RB-FR		
									PAGE: 3 OF 4		
									DWG NO.: 7783		
									REV: B		

NOTICE – This drawing, including principles of design, is the property of Doye Corporation, Elkhart, Indiana, with the agreement that it is not to be reproduced, copied, or loaned in any manner that may constitute a detriment directly or indirectly to Doye Corporation. Acceptance of this will be construed as an agreement of the above.





*Equalizer*

55169 COUNTRY ROAD 3  
ELKHART, IN 46515

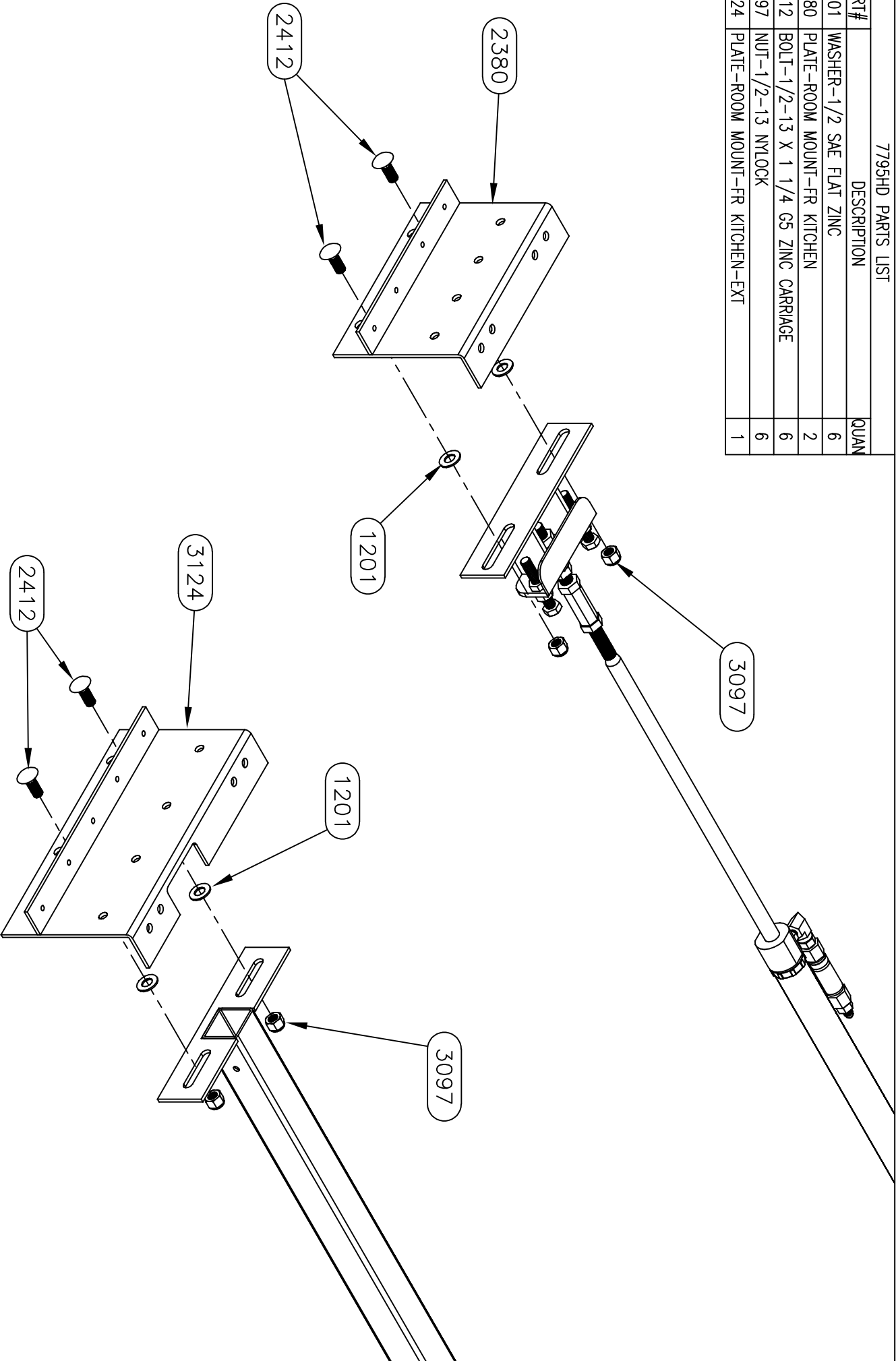
NOTICE - This drawing, including principles of design, is the property of Doye Corporation, Elkhart, Indiana, with the agreement that it is not to be reproduced, copied, or loaned in any manner that may constitute a detriment directly or indirectly to Doye Corporation. Acceptance of this will be construed as an agreement of the above.

#		REVISIONS		UNLESS OTHERWISE SPECIFIED:		TITLE		USED ON:	
A	Changed frame number-Show additional o-ring on creep prevent	BY: SU	DATE: 1/24/12	TOLERANCES:	XXX ± 0.010	MAIN SLIDE ASSEMBLY	FOREST RIVER DIESEL		
B	Updated shafts and tubes.	BY: SU	DATE: 7/23/19	.XX ± 0.020	ANG. ± 1/2°	SIZE SCALE MATERIAL			
				.X ± 0.030	REMOVE ALL BURRS AND SHARP EDGES .015 MAX	DRW BY: SU	DATE: 10/3/11	PART NAME: MAIN SLIDE-84" X 32"-390RB-FR	REV: B
						APP'D BY: —	DATE: —	PAGE: 4 OF 4	DWG NO.: 7783





7795HD PARTS LIST		
PART#	DESCRIPTION	QUAN
1201	WASHER-1/2 SAE FLAT ZINC	6
2380	PLATE-ROOM MOUNT-FR KITCHEN	2
2412	BOLT-1/2-13 X 1 1/4 G5 ZINC CARRIAGE	6
3097	NUT-1/2-13 NYLOCK	6
3124	PLATE-ROOM MOUNT-FR KITCHEN-EXT	1

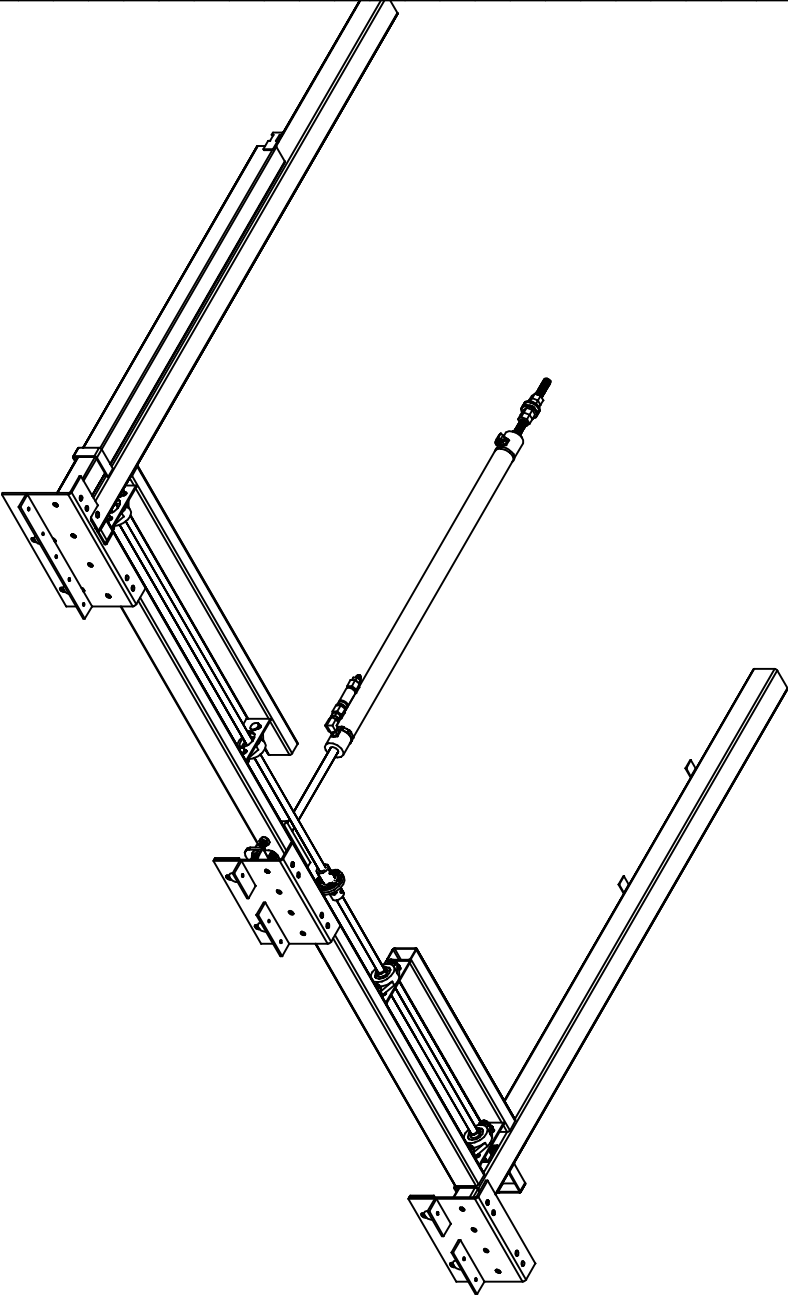


<b>Equalizer</b>			55169 COUNTRY ROAD 3			#		
ELKHART, IN 46515						A		
			REVISED			Updated shafts and tubes.		
			BY: SU			DATE: 7/23/19		
			UNLESS OTHERWISE SPECIFIED:			TOLERANCES:		
						.XXX ± 0.010		
						.XX ± 0.010		
						.X ± 0.030		
						ANG. ± 1/2°		
						REMOVE ALL BURRS AND SHARP EDGES .015 MAX		
			TITLE			MAIN SLIDE ASSEMBLY		
			SIZE SCALE			1 : 1		
			MATERIAL					
			DRW BY: SU			DATE: 6/15/12		
			AP'D BY: —			DATE: —		
			PAGE: 3 OF 4			PART NAME: MAIN SLIDE-84" X 20"-3600L-FR		
			DWG NO: P7795			REV: A		

NOTICE – This drawing, including principles of design, is the property of Doye Corporation, Elkhart, Indiana, with the agreement that it is not to be reproduced, copied, or loaned in any manner that may constitute a detriment directly or indirectly to Doye Corporation. Acceptance of this will be construed as an agreement of the above.

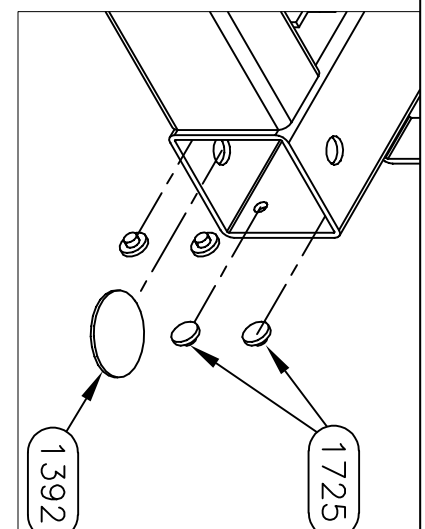
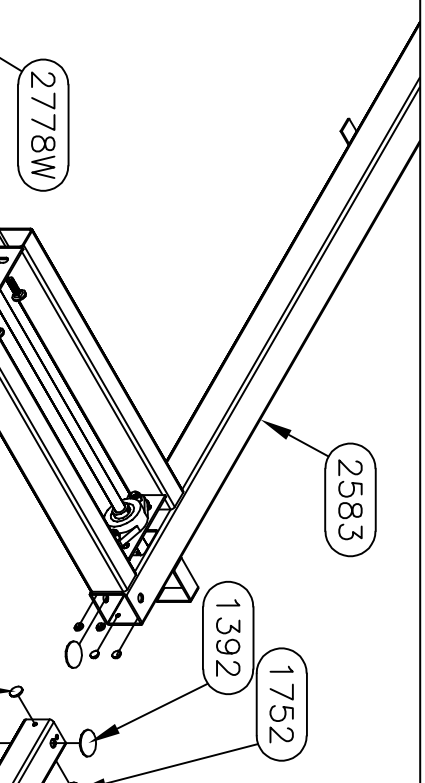
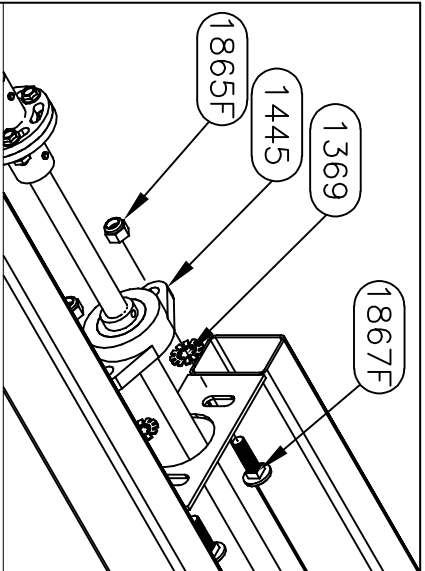
REV: A

7796 PARTS LIST		
PART#	DESCRIPTION	QUAN
1124	FITTING-#4 JIC X #4 OR MALE 90	1
1146	FITTING-#6 OR X #4 JIC ADAPT	1
1369	WASHER-3/8 EXT/INT TOOTH LOCK	8
1392	BUTTON-1.5" UHMW	6
1403	FITTING-RESTRICTOR #6 X #4	1
1445	BEARING-2 BOLT FLANGE	4
1725	BUTTON-1/2" UHMW	8
1728L	TUBE-36" DRIVE LH	1
1728R	TUBE-36" DRIVE RH	1
1730	SHAFT-5/8 X 48 1/8 COLD ROLL	1
1752	BUTTON-3/4" UHMW	4
1862	NUT-5/8-18 GR 2 FHN	6
1863F	PIN-3/16 X 1 1/4 SPRING	2
1865F	NUT-3/8-16 NYLOCK Z	8
1866F	WASHER-5/8 FLAT	4
1867F	BOLT-3/8-16 X 1 1/4 CARRIAGE ZINC	8
1891DD	NUT-1/4-20 NYLOCK	1
1925	BRACKET-CYLINDER MOUNT MAIN	1
1938DD	WASHER 1/4 FLAT	2
1947DD	BOLT-1/4-20 X 1 1/4 HHCS	1
2368	CYLINDER-SLIDE 1 3/8" X 32"	1
2404	VALVE-ANTI CREEP	1
2451	FITTING-#4 FEM X #4 O-RING 90	1
2499	SCREW-1/4 X 1 1/4 TEK	2
2539	COUPLING-5/8" TIMING SHAFT	2
2561	WASHER-5/8 STAR	1
2583	FRAME-84" MAIN SLIDE FRAME-FR	1
2593	SCREW-1/4-20 X FLANGE	3
2594	NUT-1/4-20 FLANGE	3
2669	BOLT-1/2-13 X 3 TAP GR 5	2
2670	NUT-1/2-13 JAM NUT	2
2778W	GUARD-CYLINDER ROD	1
2853	SHAFT-5/8 X 33 3/8 COLD ROLL	1
2967	NUT-5/8-18 HEX JAM NUT	2
3471	TUBE-ELECTRIC CORD-2" SQUARE	1

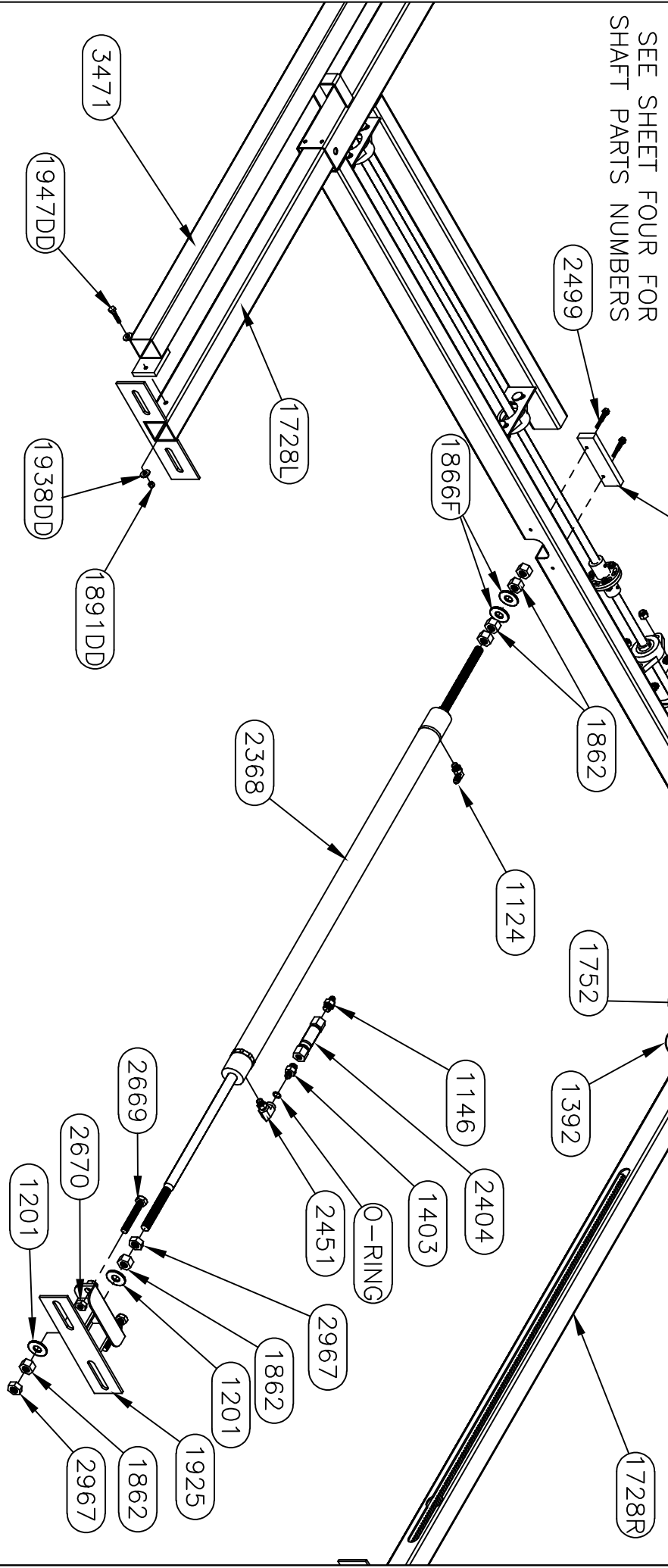


**Warranty authorization must come directly from Equalizer Systems. (800) 846-9659.**

55169 COUNTRY ROAD 3 ELKHART, IN 46515		#		REVISIONS		BY:		DATE:		UNLESS OTHERWISE SPECIFIED:		TITLE		USED ON:	
		A		CHANGED E-CORD FROM 3283 TO 3471		SJ		2/13/18		TOLERANCES:		MAIN SLIDE ASSEMBLY		FOREST RIVER DIESEL	
										XXX ± 0.010		SIZE SCALE MATERIAL			
										XX ± 0.010		A 1: 1			
										X ± 0.030		DRAW BY: SJ		PART NAME:	
										ANG. ± 1/2°		DATE: 6/15/12		MAIN SLIDE-84" X 32"-FR QL	
										REMOVE ALL BURRS AND SHARP EDGES .015 MAX		APP'D BY: DATE:		PAGE: 1 OF 4	
														DWG NO.: P7796	
														REV: A	
NOTICE – This drawing, including principles of design, is the property of Days Corporation, Elkhart, Indiana, with the agreement that it is not to be reproduced, copied, or loaned in any manner that may constitute a detriment directly or indirectly to Days Corporation. Acceptance of this will be construed as an agreement of the above.															



SEE SHEET FOUR FOR  
SHAFT PARTS NUMBERS



**Equalizer**

55169 COUNTRY ROAD 3  
ELKHART, IN 46515

#

CHANGED E-CORD FROM 3283 TO 3471

BY:

DATE:

UNLESS OTHERWISE  
SPECIFIED:  
TOLERANCES:  
.XXX ± 0.010  
.XX ± 0.010  
.X ± 0.030  
ANG. ± 1/2°  
REMOVE ALL BURRS AND  
SHARP EDGES .015 MAX

TITLE  
MAIN SLIDE ASSEMBLY  
SIZE SCALE MATERIAL  
A 1:1

USED ON:  
FOREST RIVER DIESEL

REV:

NOTICE - This drawing, including principles of design, is the property of Doye Corporation, Elkhart, Indiana, with the agreement that it is not to be reproduced, copied, or loaned in any manner that may constitute a detriment directly or indirectly to Doye Corporation. Acceptance of this will be construed as an agreement of the above.

#

CHANGED E-CORD FROM 3283 TO 3471

BY:

DATE:

UNLESS OTHERWISE  
SPECIFIED:  
TOLERANCES:  
.XXX ± 0.010  
.XX ± 0.010  
.X ± 0.030  
ANG. ± 1/2°  
REMOVE ALL BURRS AND  
SHARP EDGES .015 MAX

TITLE  
MAIN SLIDE ASSEMBLY  
SIZE SCALE MATERIAL  
A 1:1

USED ON:  
FOREST RIVER DIESEL

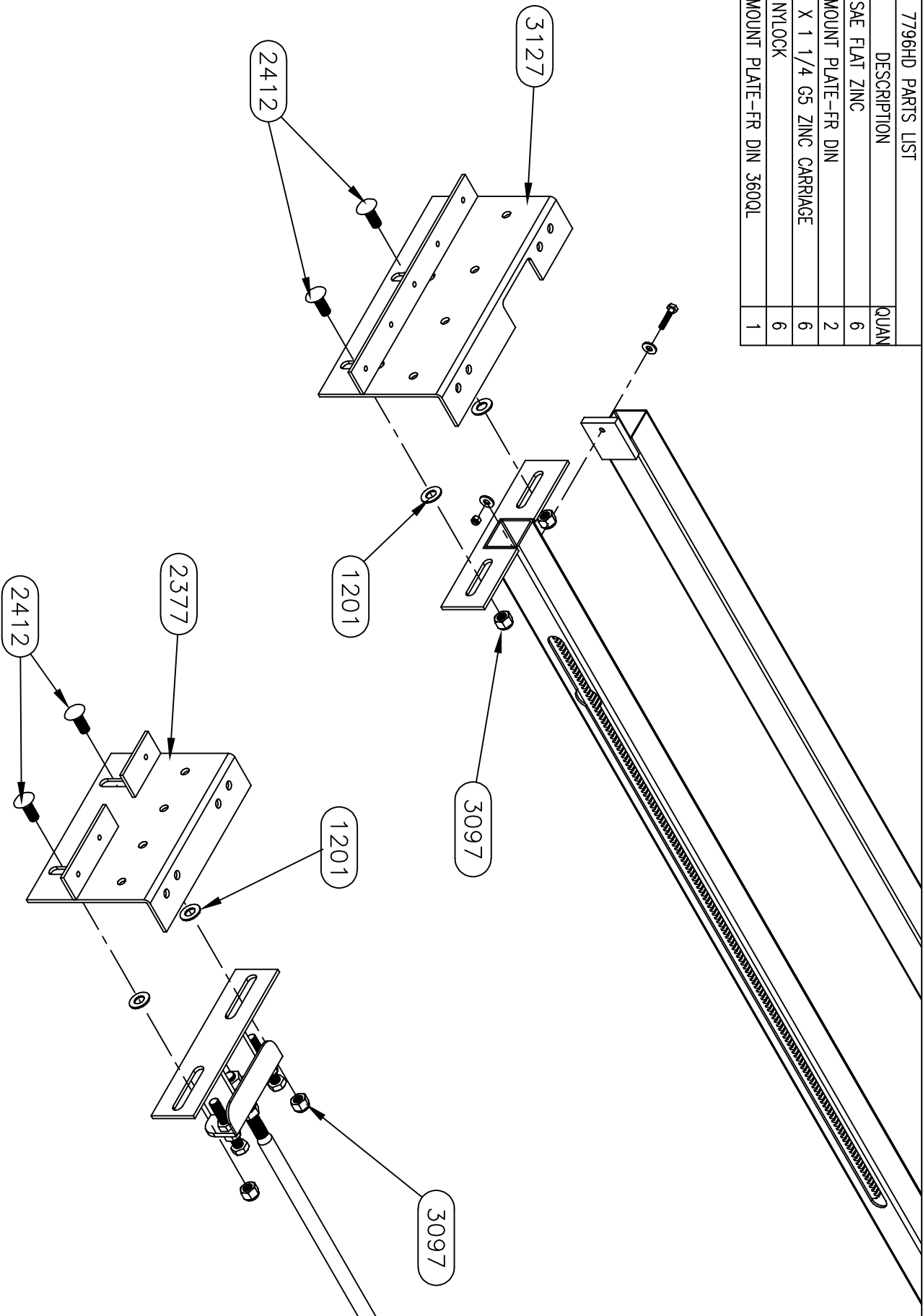
REV:

PAGE: 2 OF 4

DWG NO.: 7796

REV: A

7796HD PARTS LIST		
PART#	DESCRIPTION	QUAN
1201	WASHER-1/2 SAE FLAT ZINC	6
2377	PLATE-ROOM MOUNT PLATE-FR DIN	2
2412	BOLT-1/2-13 X 1 1/4 G5 ZINC CARRIAGE	6
3097	NUT-1/2-13 NYLOCK	6
3127	PLATE-ROOM MOUNT PLATE-FR DIN 360QL	1



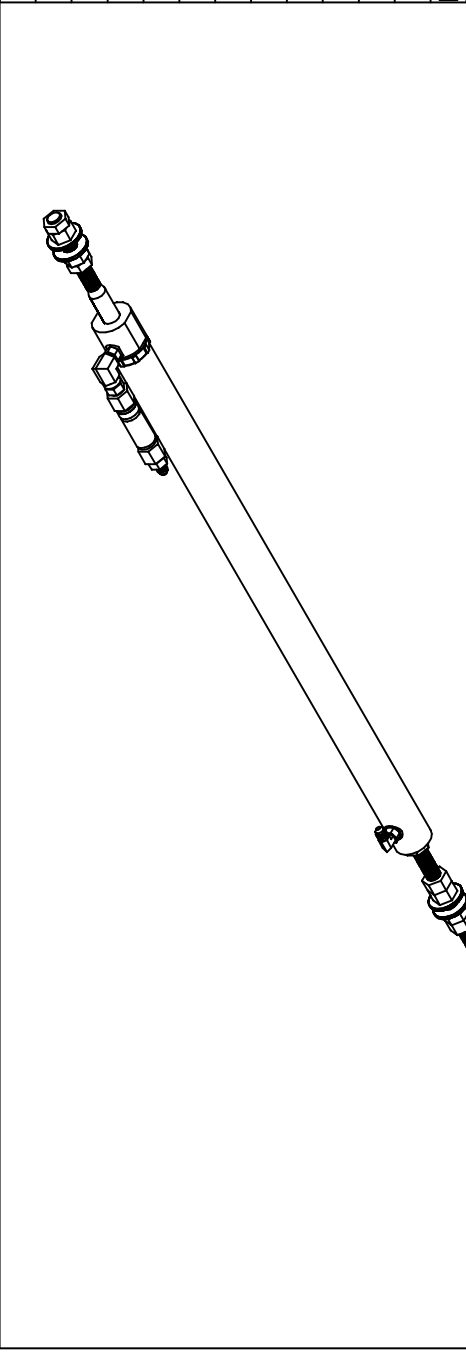
<b>Equalizer</b>		55169 COUNTRY ROAD 3 ELKHART, IN 46515		#	REVISIONS		BY:	DATE:	UNLESS OTHERWISE SPECIFIED:		TITLE		USED ON:	
				A	CHANGED E-CORD FROM 3283 TO 3471		SJ	2/13/18	TOLERANCES:		MAIN SLIDE ASSEMBLY		FOREST RIVER DIESEL	
									.XXX ± 0.010		SIZE SCALE MATERIAL			
									.XX ± 0.010		A 1: 1			
									.X ± 0.030		DRAW BY: SU			
									ANG. ± 1/2"		DATE: 6/15/12		PART NAME:	
									REMOVE ALL BURRS AND SHARP EDGES .015 MAX		AP'D BY DATE:		MAIN SLIDE-84" X 32"-FR QL	
											PAGE: 3 OF 4		DWG NO.: P 7796	
													REV: A	

NOTICE - This drawing, including principles of design, is the property of Doy's Corporation, Elkhart, Indiana, with the agreement that it is not to be reproduced, copied, or loaned in any manner that may constitute a detriment directly or indirectly to Doy's Corporation. Acceptance of this will be construed as an agreement of the above.





PART #	DESCRIPTION	QUANTITY
1124	FITTING- #4 JIC X #4 OR MALE 90	1
1146	FITTING- #6 OR X #4 JIC ADAPT	1
1403	FITTING- RESTRICTOR #6 X #4	1
1862	NUT-5/8-18 GR 2 FHN	6
1866F	WASHER-5/8 FLAT	4
2404	VALVE-ANTI CREEP	1
2451	FITTING- #4 FEM X #4 O-RING 90	1
2453	CYLINDER-SLIDE 1 3/8" BORE X 24"	1
2967	NUT-5/8-18 HEX JAM NUT	3
0001	ATR-5/8-18 X 8 1/4" LONG	1



<i>Equalizer</i>	55169 COUNTRY ROAD 3 ELKHART, IN 46515	#	REVISIONS	BY:	DATE:	UNLESS OTHERWISE SPECIFIED: TOLERANCES: .XXX ± 0.010 .XX ± 0.010 .X ± 0.030 ANG. ± 1/2° REMOVE ALL BURS AND SHARP EDGES .015 MAX	TIME	MAIN SLIDE CYLINDER	USED ON:	NORCO SLIDE-FR
	A		Removed stop tube.	SJ	3/13/14		SIZE SCALE MATERIAL			
							DRAW BY: DATE:	PART NAME:		
							SJ 10/9/13	SLIDE CYL-24" W/ ANTI CREEP-FR		
							APPD BY: DATE:	PAGE: 1 OF 1	DWG NO.: P7839	REV: A
NOTICE - This drawing, including principles of design, is the property of Days Corporation, Elkhart, Indiana, with the agreement that it is not to be reproduced, copied, or loaned in any manner that may constitute a detriment directly or indirectly to Days Corporation. Acceptance of this will be construed as an agreement of the above.										



RIGHT SIDE ARM  
ASSEMBLY

*Equalizer*

55169 COUNTRY ROAD 3  
ELKHART, IN 46515

NOTICE - This drawing, including principles of design, is the property of Doye Corporation, Elkhart, Indiana, with the agreement that it is not to be reproduced, copied, or loaned in any manner that may constitute a detriment directly or indirectly to Doye Corporation. Acceptance of this will be construed as an agreement of the above.

#

REVISIONS

BY:

DATE:

UNLESS OTHERWISE SPECIFIED:  
TOLERANCES:  
.XXX ± 0.010  
.XX ± 0.010  
.X ± 0.030  
ANG. ± 1/2°  
REMOVE ALL BURRS AND SHARP EDGES .015 MAX

TITLE  
MAIN SLIDE ASSEMBLY

USED ON:  
FOREST RIVER DIESEL

SIZE SCALE MATERIAL

A 1: 1

DRW BY: SU

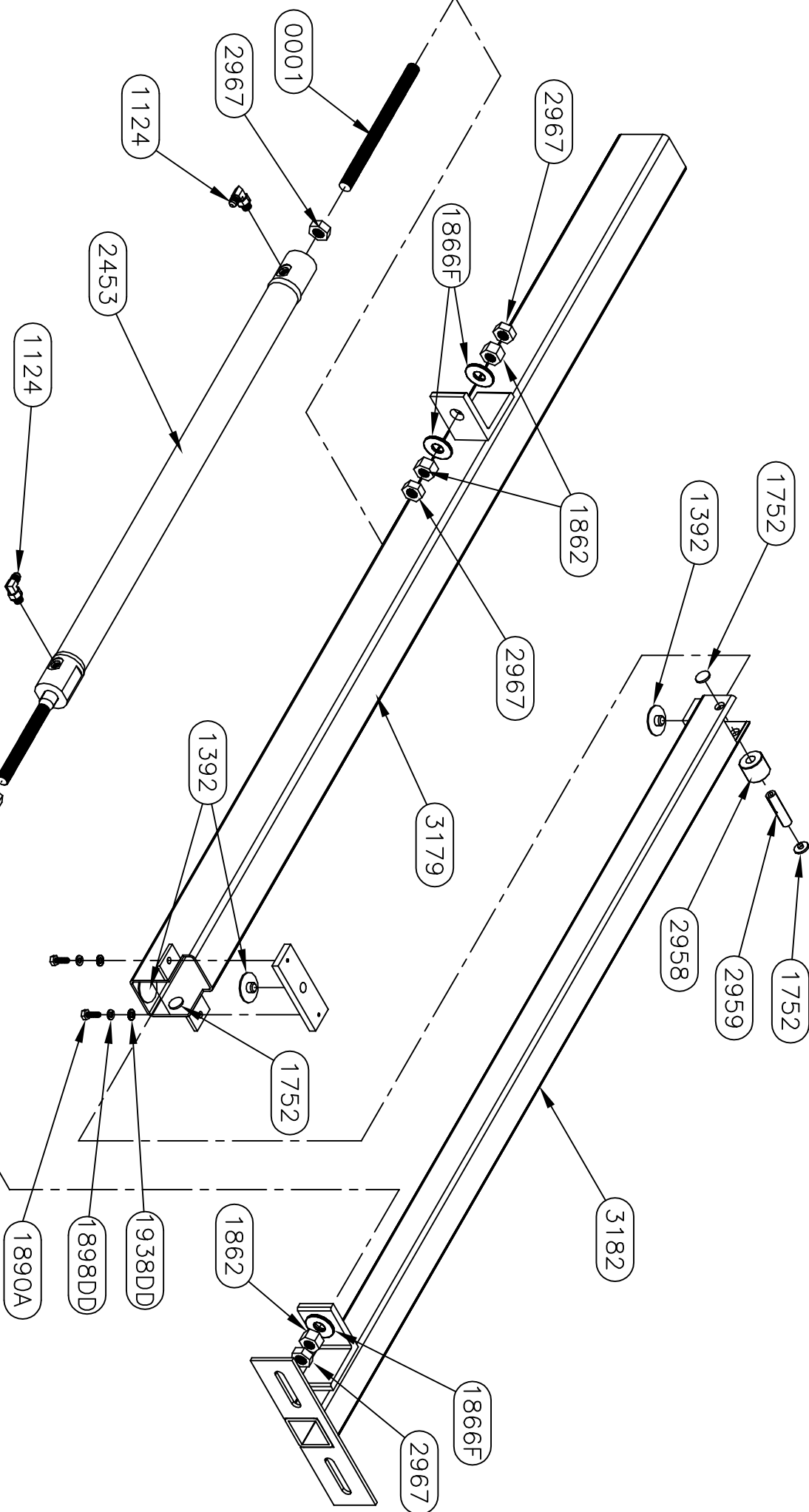
DATE: 7/15/14

AP'D BY: DATE:

PAGE: 2 OF 4

REV: 1

**Warranty authorization must come directly from Equalizer Systems. (800) 846-9659.**



# LEFT SIDE ARM ASSEMBLY

*Equalizer*

55169 COUNTRY ROAD 3  
ELKHART, IN 46515

NOTICE - This drawing, including principles of design, is the property of Days Corporation, Elkhart, Indiana, with the agreement that it is not to be reproduced, copied, or loaned in any manner that may constitute a detriment directly or indirectly to Days Corporation. Acceptance of this will be construed as an agreement of the above.

#

REVISIONS

BY:

DATE:

UNLESS OTHERWISE SPECIFIED:  
TOLERANCES:  
.XXX ± 0.010  
.XX ± 0.010  
.X ± 1/2"  
ANG. ± 1/2"  
REMOVE ALL BURRS AND SHARP EDGES .015 MAX

TITLE

MAIN SLIDE ASSEMBLY

USED ON:

FOREST RIVER DIESEL

SIZE SCALE MATERIAL

A 1: 1

DRW BY: DATE:

SU 7/15/14

AP'D BY DATE:

—

PART NAME:

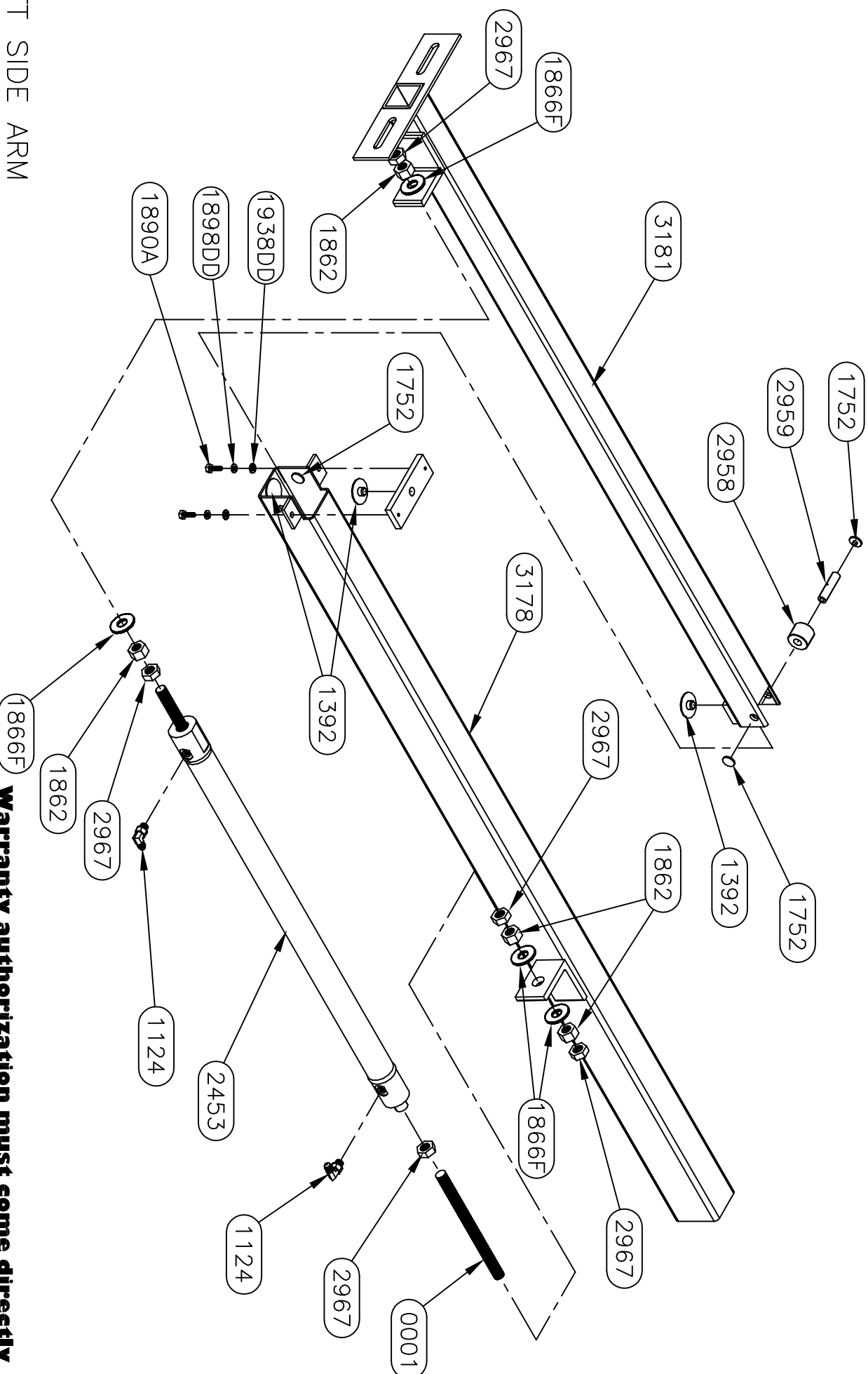
SLIDE-24" FLUSH-4 ARM

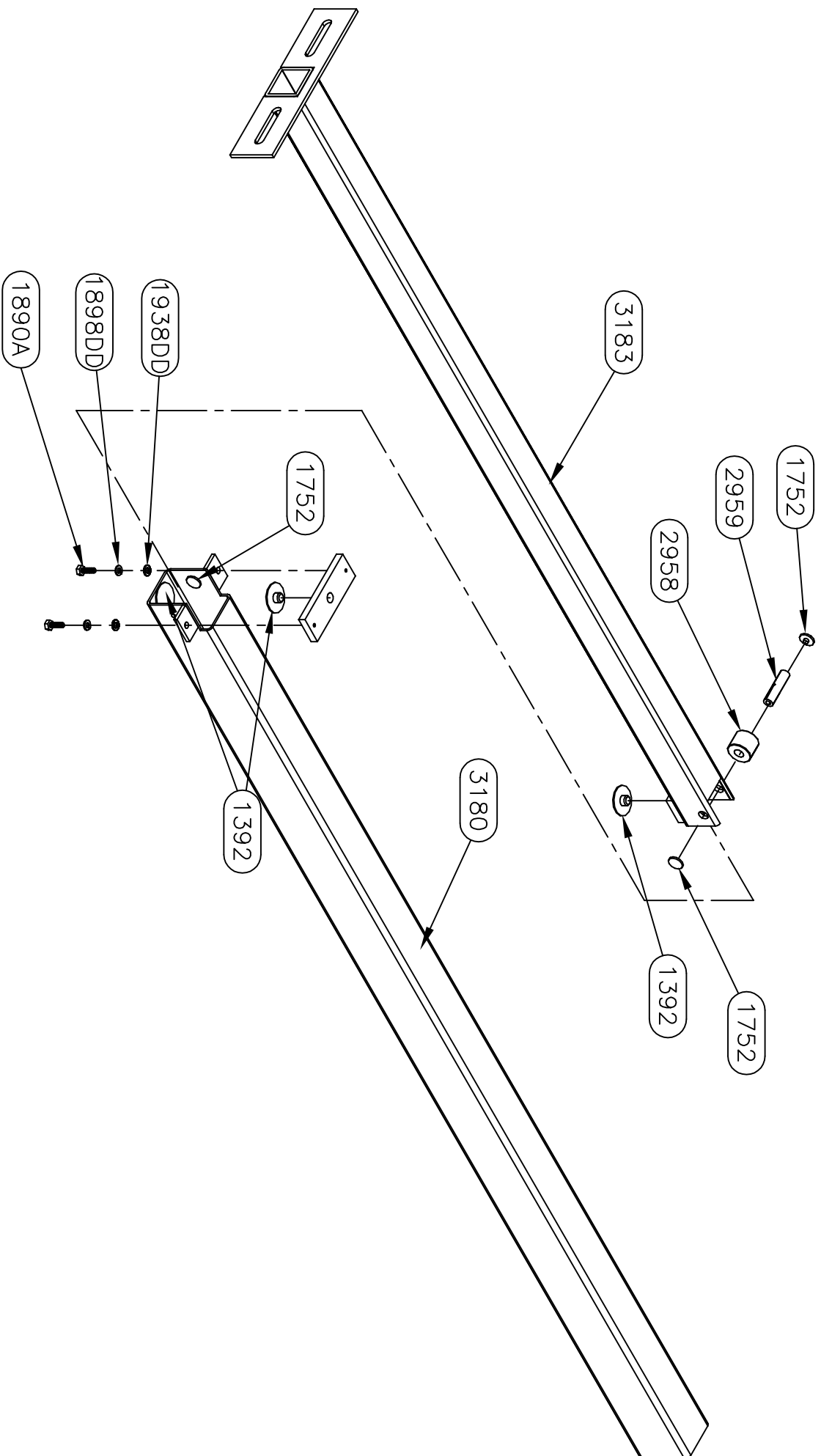
PAGE: 3 OF 4

DWG NO.: 7900

REV: —

**Warranty authorization must come directly  
from Equalizer Systems. (800) 846-9659.**



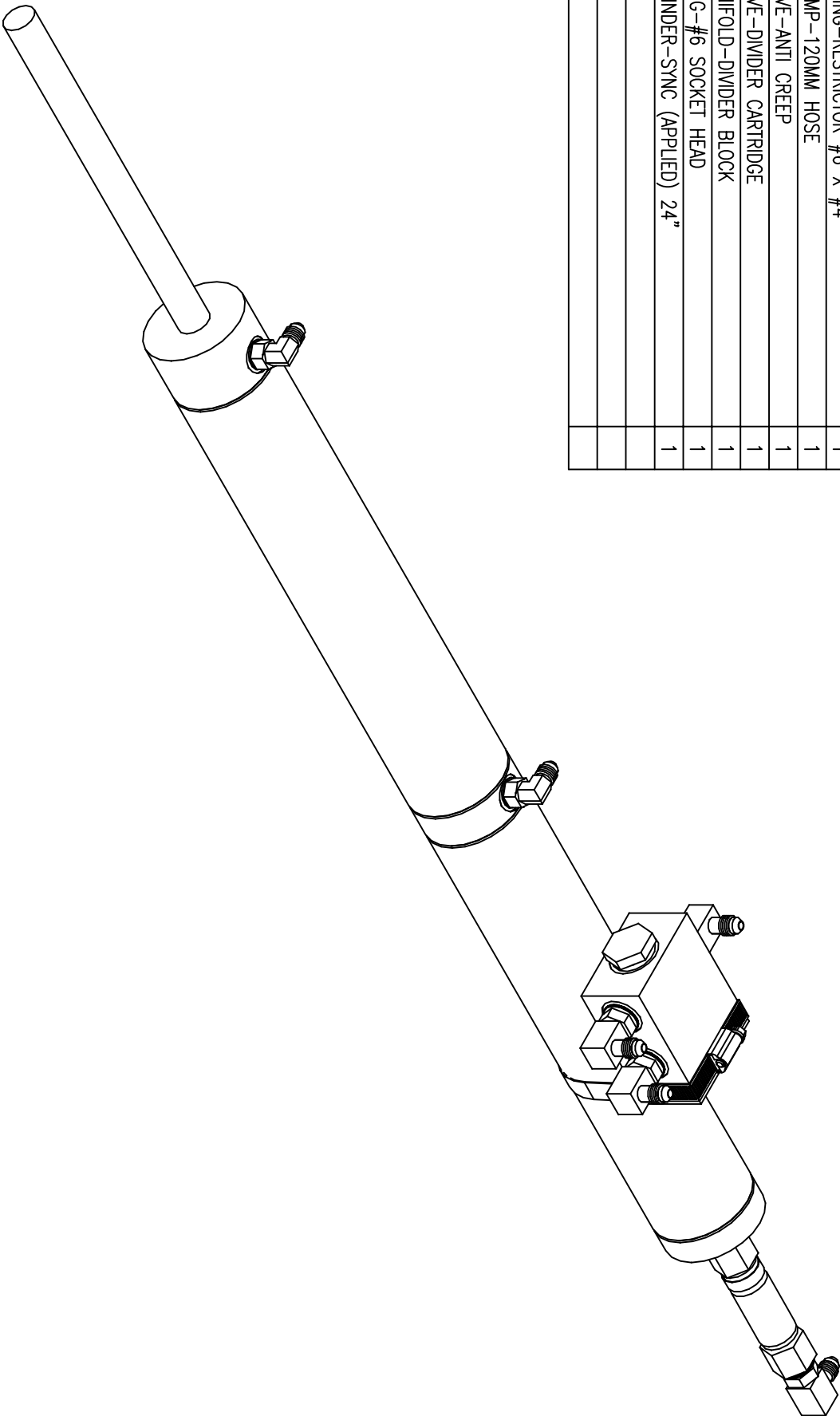


CENTER ARM  
ASSEMBLY

**Warranty authorization must come directly  
from Equalizer Systems. (800) 846-9659.**

55169 COUNTY ROAD 3 ELKHART, IN 46515		#		REVISIONS		BY:		DATE:		UNLESS OTHERWISE SPECIFIED: TOLERANCES: .XXX ± 0.010 .XX ± 0.010 .X ± 0.030 ANG. ± 1/2° REMOVE ALL BURRS AND SHARP EDGES .015 MAX		TITLE MAIN SLIDE ASSEMBLY SIZE SCALE MATERIAL A 1:1		USED ON: FOREST RIVER DIESEL			
NOTICE - This drawing, including principles of design, is the property of Doye Corporation, Elkhart, Indiana, with the agreement that it is not to be reproduced, copied, or loaned in any manner that may constitute a detriment directly or indirectly to Doye Corporation. Acceptance of this will be construed as an agreement of the above.												DRAWN BY: SU		DATE: 7/15/14		PART NAME: SLIDE-24" FLUSH-4 ARM	
												PAGE: 4 OF 4		DWG NO.: P7900		REV: -	

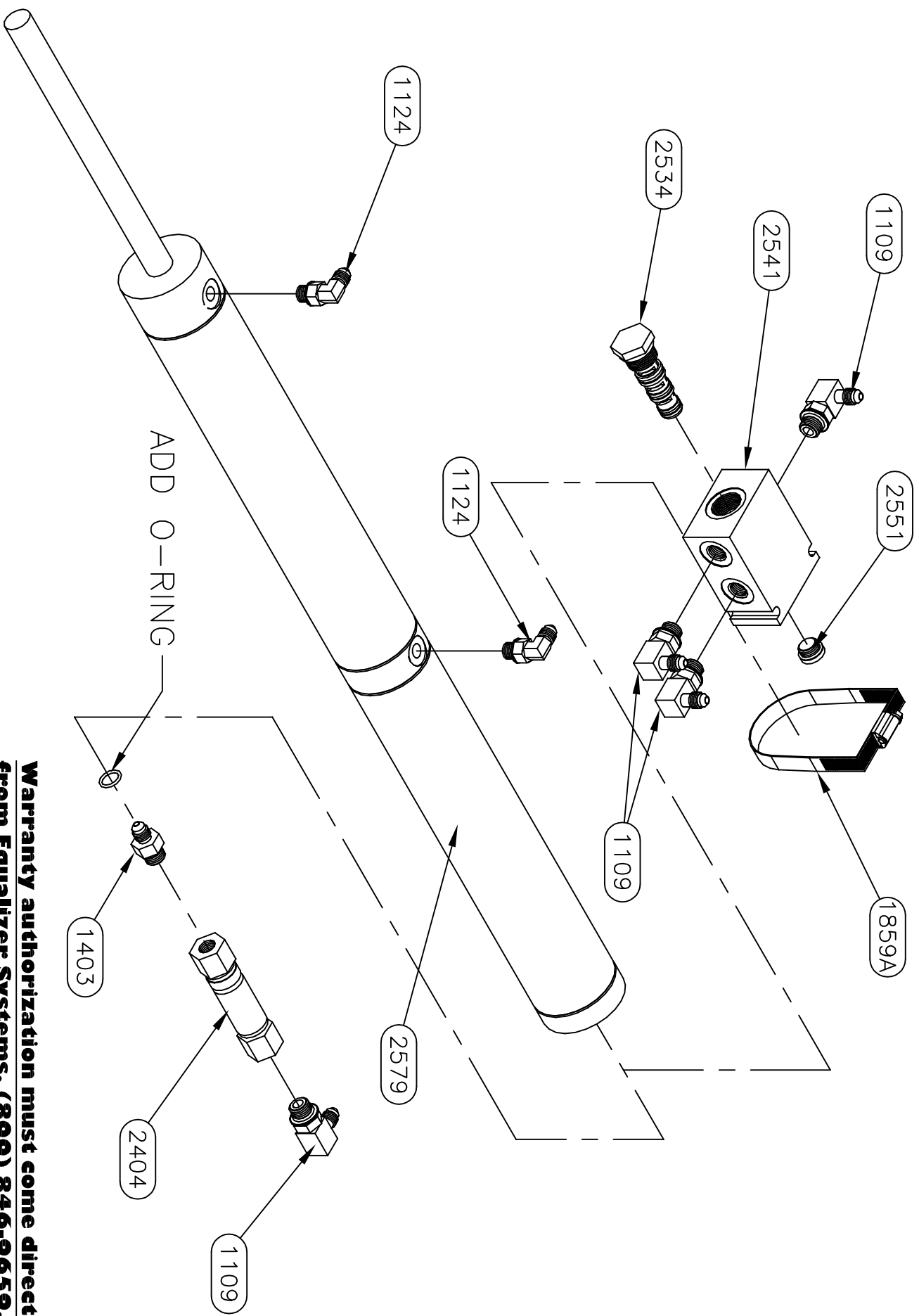
7903 PARTS LIST		
PART #	DESCRIPTION	QUAN
1109	FITTING-#6 OR X #4 JIC MALE 90	4
1124	FITTING-#4 JIC X #4 OR MALE 90	2
1403	FITTING-RESTRICTOR #6 X #4	1
1859A	CLAMP-120MM HOSE	1
2404	VALVE-ANTI CREEP	1
2534	VALVE-DIVIDER CARTRIDGE	1
2541	MANIFOLD-DIVIDER BLOCK	1
2551	PLUG-#6 SOCKET HEAD	1
2579	CYLINDER-SYNC (APPLIED) 24"	1



<b>Equalizer</b>		55169 COUNTRY ROAD 3 ELKHART, IN 46515		
#	REVISIONS		BY:	DATE:
UNLESS OTHERWISE SPECIFIED:		TITLE		USED ON:
TOLERANCES:		SYNC CYLINDER ASSEMBLY		FULL WALL-FRD
.XXX ± 0.010		SIZE SCALE		
.XX ± 0.010		A 1: 1		
.X ± 0.030		DRW BY:		PART NAME:
ANG. ± 1/2"		DATE: 7/22/14		CYLINDER-SYNC W/DIVIDER 24"-FR
REMOVE ALL BURRS AND SHARP EDGES .015 MAX		AP'D BY		PAGE: 1 OF 2
		DATE:		DWG NO.: P7903
				REV: -

NOTICE - This drawing, including principles of design, is the property of Doye Corporation, Elkhart, Indiana, with the agreement that it is not to be reproduced, copied, or loaned in any manner that may constitute a detriment directly or indirectly to Doye Corporation. Acceptance of this will be construed as an agreement of the above.

**Warranty authorization must come directly from Equalizer Systems. (800) 846-9659.**



ADD O-RING

**Warranty authorization must come directly from Equalizer Systems. (800) 846-9659.**

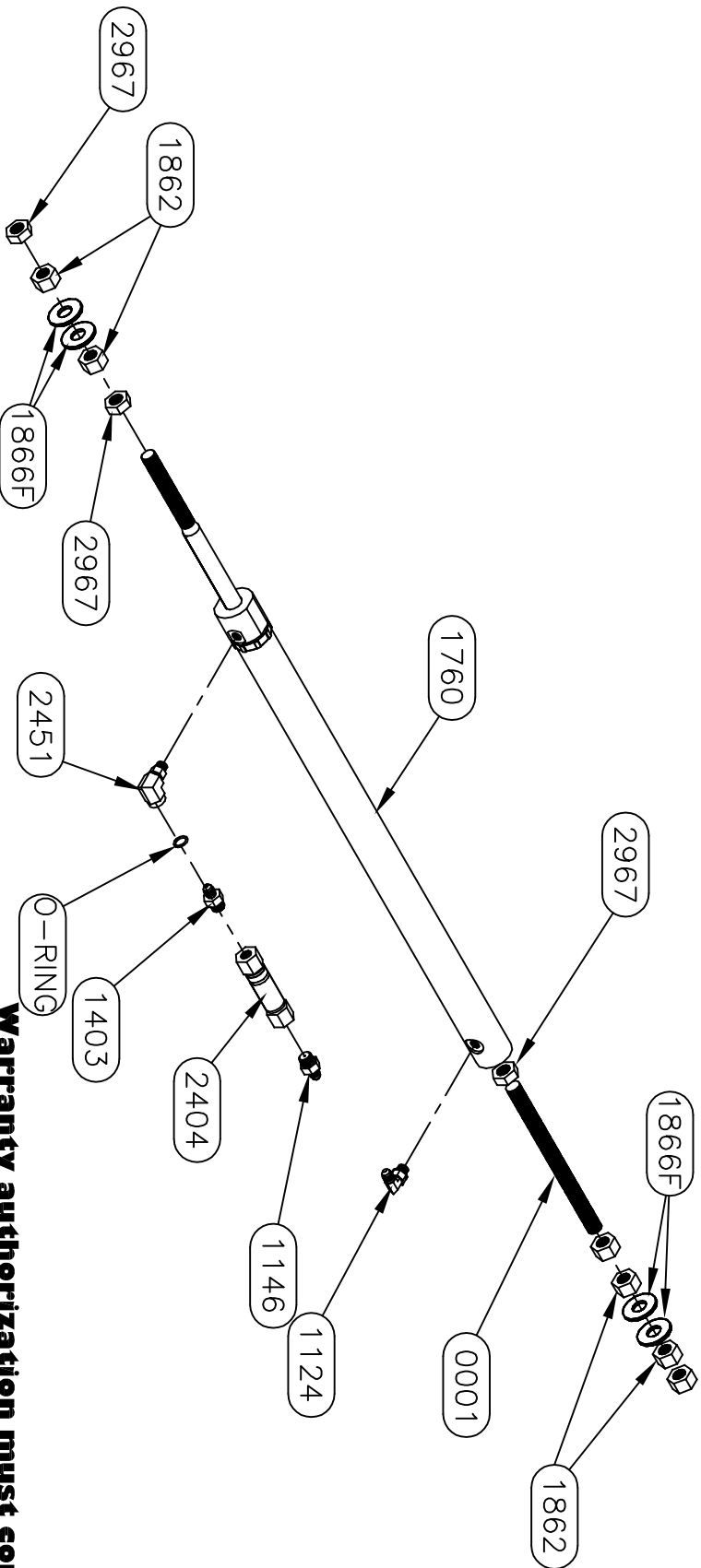
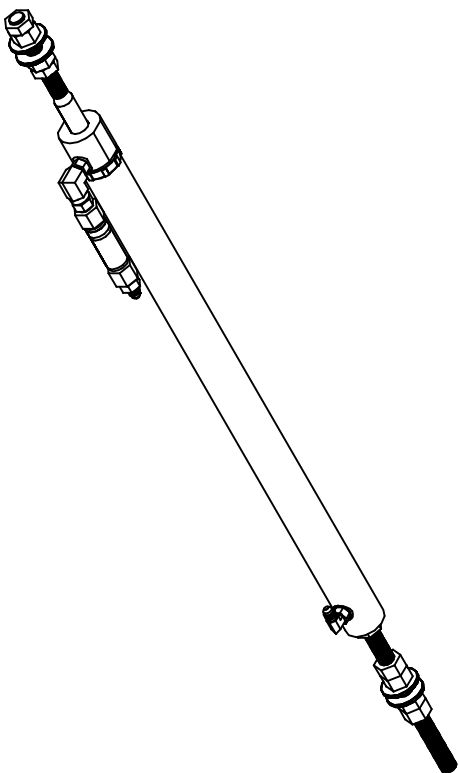
**Equalizer**  
55169 COUNTRY ROAD 3  
ELKHART, IN 46515

#	REVISIONS	BY:	DATE:	TITLE	USED ON:
				SYNC CYLINDER ASSEMBLY	FULL WALL-FRD
				UNLESS OTHERWISE SPECIFIED:	
				TOLERANCES:	
				.XXX ± 0.010	
				.XX ± 0.010	
				.X ± 0.020	
				ANG. ± 1/2°	
				REMOVE ALL BURRS AND SHARP EDGES .015 MAX	
				SIZE SCALE	MATERIAL
				A 1:1	
				DRW BY:	DATE:
				SU	7/22/14
				AP'D BY	DATE:
				—	—
				PART NAME:	
				CYLINDER-SYNC W/DIVIDER 24"-FR	
				PAGE:	2 OF 2
				DWG NO.:	P7903
				REV:	—

NOTICE - This drawing, including principles of design, is the property of Doye Corporation, Elkhart, Indiana, with the agreement that it is not to be reproduced, copied, or loaned in any manner that may constitute a detriment directly or indirectly to Doye Corporation. Acceptance of this will be construed as an agreement of the above.



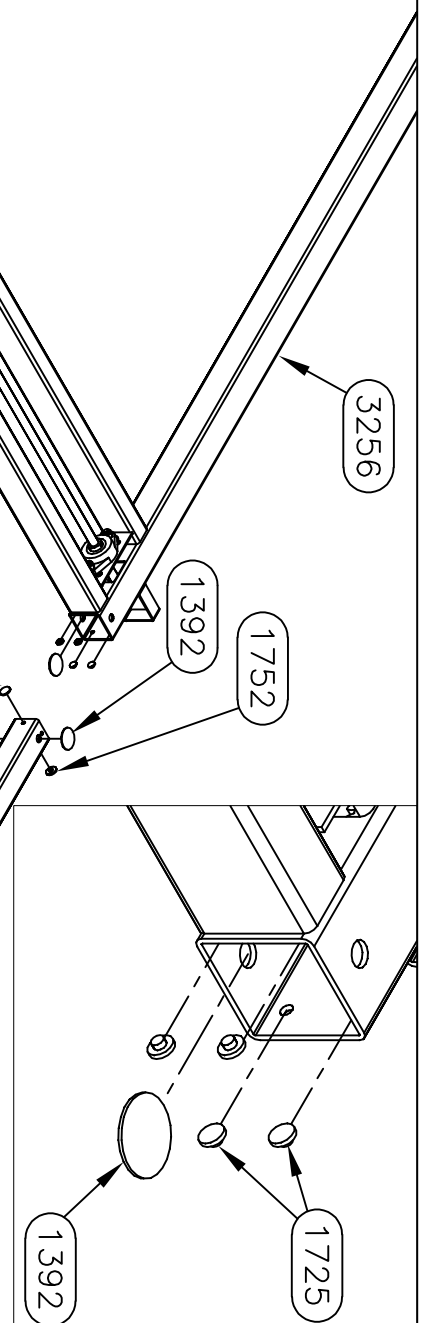
7926 PARTS LIST		
PART#	DESCRIPTION	QUAN
1124	FITTING-#4 JIC X #4 OR MALE 90	1
1146	FITTING-#6 OR X #4 JIC ADAPT	1
1403	FITTING-RESTRICTOR #6 X #4	1
1760	CYLINDER-SLIDE 1 3/8" BORE X 20"	1
1862	NUT-5/8-18 GR 2 FHN	6
1866F	WASHER-5/8 FLAT	4
2404	VALVE-ANTI CREEP	1
2451	FITTING-#4 FEM X #4 O-RING 90	1
2967	NUT-5/8-18 HEX JAM NUT	3
0001	ATR-5/8-18 X 8 1/4" LONG	1



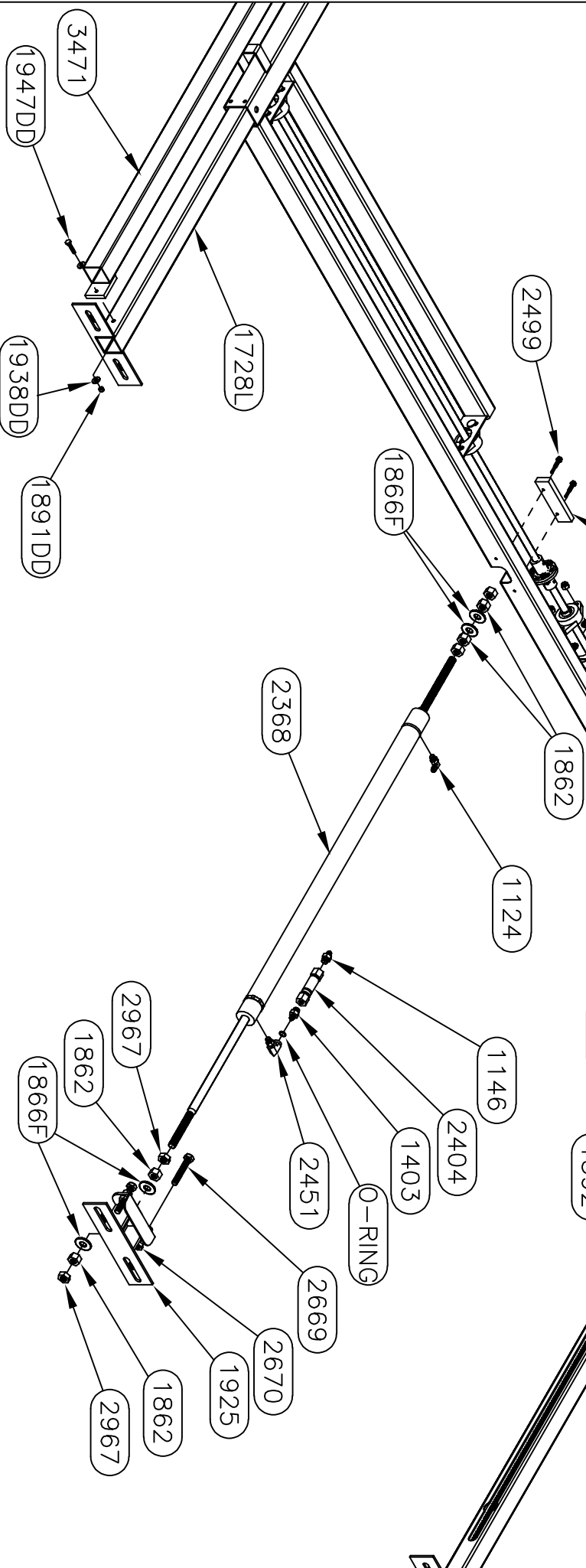
<b>Equalizer</b>		55169 COUNTRY ROAD 3 ELKHART, IN 46515	#	REVISIONS		BY:	DATE:	UNLESS OTHERWISE SPECIFIED: TOLERANCES: .XXX ± 0.010 .XX ± 0.010 .X ± 0.030 ANG. ± 1/2" REMOVE ALL BURRS AND SHARP EDGES .015 MAX		TITLE MAIN SLIDE CYLINDER SIZE SCALE MATERIAL A 1: 1		USED ON: NORCO SLIDE-FR	
NOTICE - This drawing, including principles of design, is the property of Doye Corporation, Elkhart, Indiana, with the agreement that it is not to be reproduced, copied, or loaned in any manner that may constitute a detriment directly or indirectly to Doye Corporation. Acceptance of this will be construed as an agreement of the above.										DATE: 4/17/14		PART NAME: SLIDE CYL-20" W/ ANTI CREEP-FR	
										AP'D BY: _____		PAGE: 1 OF 1	
												DWG NO.: P7926	
												REV: _____	

**Warranty authorization must come directly from Equalizer Systems. (800) 846-9659.**





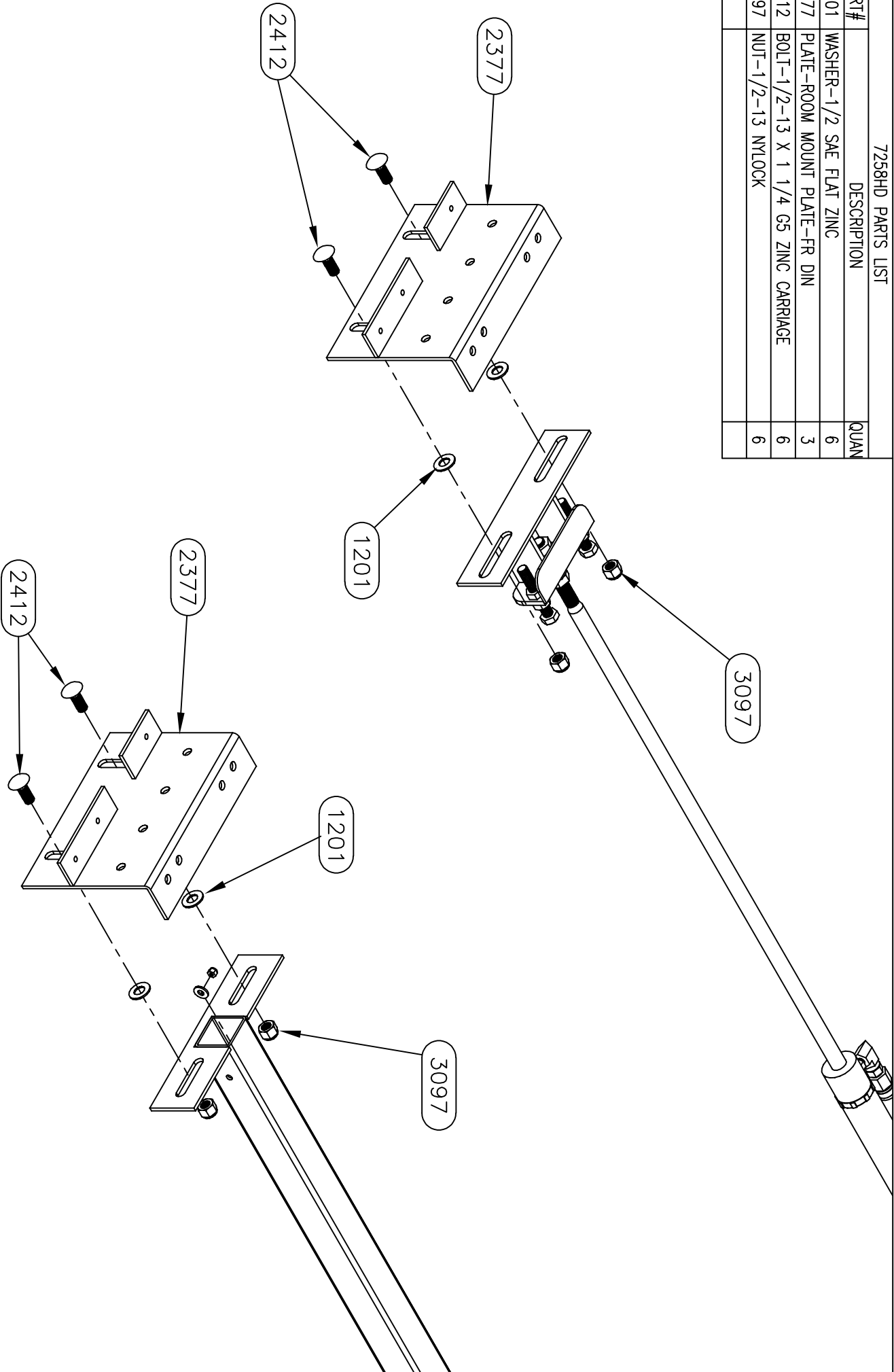
SEE SHEET FOUR FOR  
SHAFT PARTS NUMBERS



USED ON:  
FOREST RIVER DIESEL

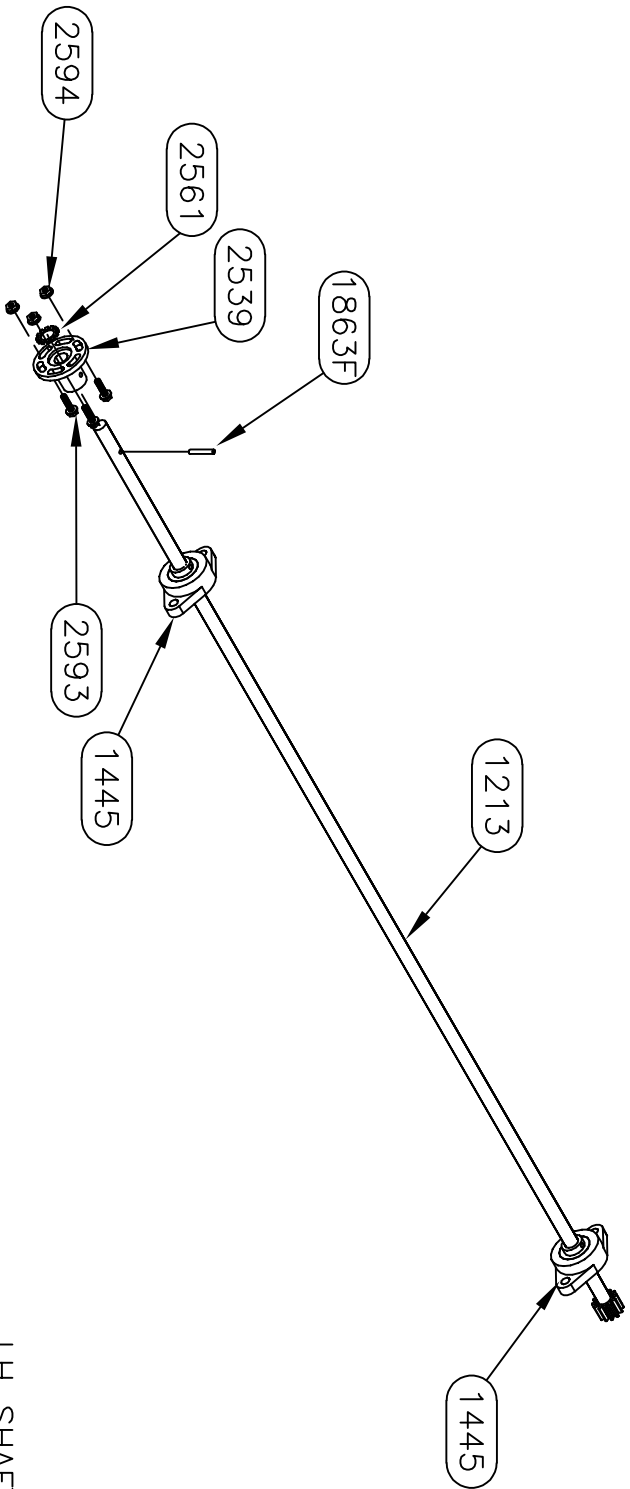
PART NAME:	MAIN SLIDE-116.5" X 32"-FR		
PAGE:	2 OF 4	DWG. NO.:	P7993
		REV	B

7258HD PARTS LIST		
PART#	DESCRIPTION	QUAN
1201	WASHER-1/2 SAE FLAT ZINC	6
2377	PLATE-ROOM MOUNT PLATE-FR DIN	3
2412	BOLT-1/2-13 X 1 1/4 G5 ZINC CARRIAGE	6
3097	NUT-1/2-13 NYLOCK	6

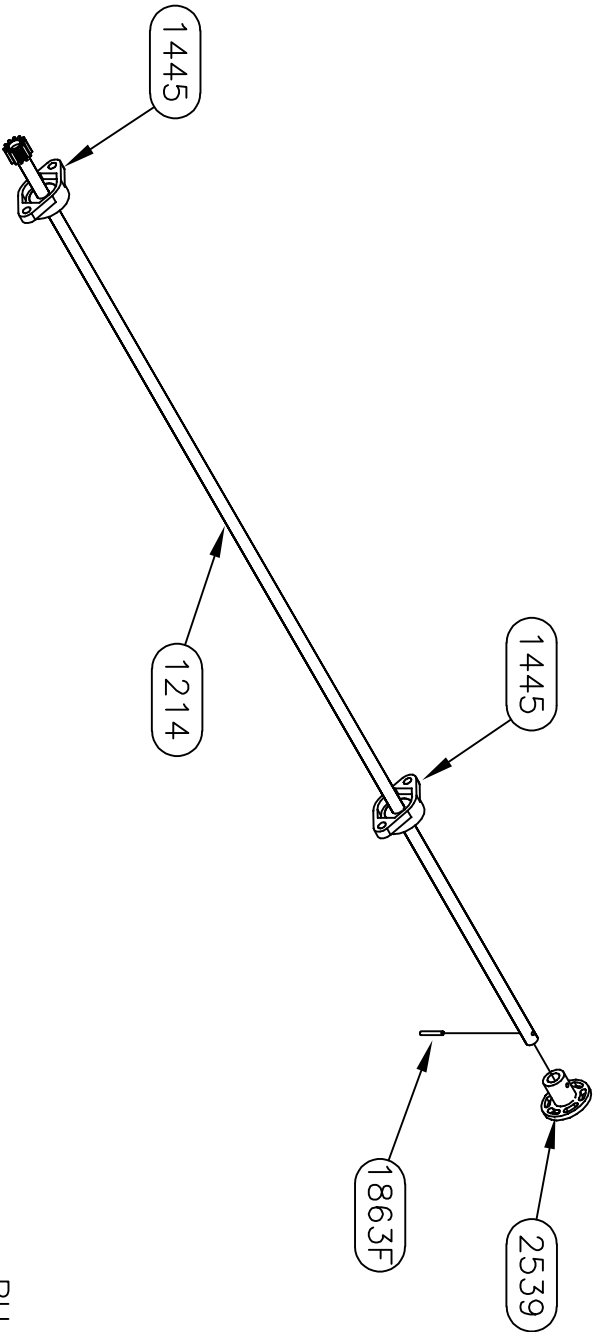


<b>Equalizer</b>			55169 COUNTRY ROAD 3					
ELKHART, IN 46515			#			REVISIONS		
			A			CHANGED E-CORD TUBE TO LARGE & MOVED TO OPP SIDE		
			B			Added 4" to outer tubes.		
						BY: SU		
						DATE: 2/16/18		
						7/17/19		
						UNLESS OTHERWISE SPECIFIED:		
						TOLERANCES:		
						.XXX ± 0.010		
						.XX ± 0.010		
						.X ± 0.030		
						ANG. ± 1/2°		
						REMOVE ALL BURRS AND SHARP EDGES .015 MAX		
			TITLE			MAIN SLIDE ASSEMBLY		
			SIZE SCALE			MATERIAL		
			A 1: 1					
			DRW BY: SU			DATE: 1/15/16		
			AP'D BY: —			DATE: —		
			PAGE: 3 OF 4			PART NAME: MAIN SLIDE-116.5" X 32"-FR		
						DWG NO.: P7993		
						REV: B		

NOTICE – This drawing, including principles of design, is the property of Doye Corporation, Elkhart, Indiana, with the agreement that it is not to be reproduced, copied, or loaned in any manner that may constitute a detriment directly or indirectly to Doye Corporation. Acceptance of this will be construed as an agreement of the above.



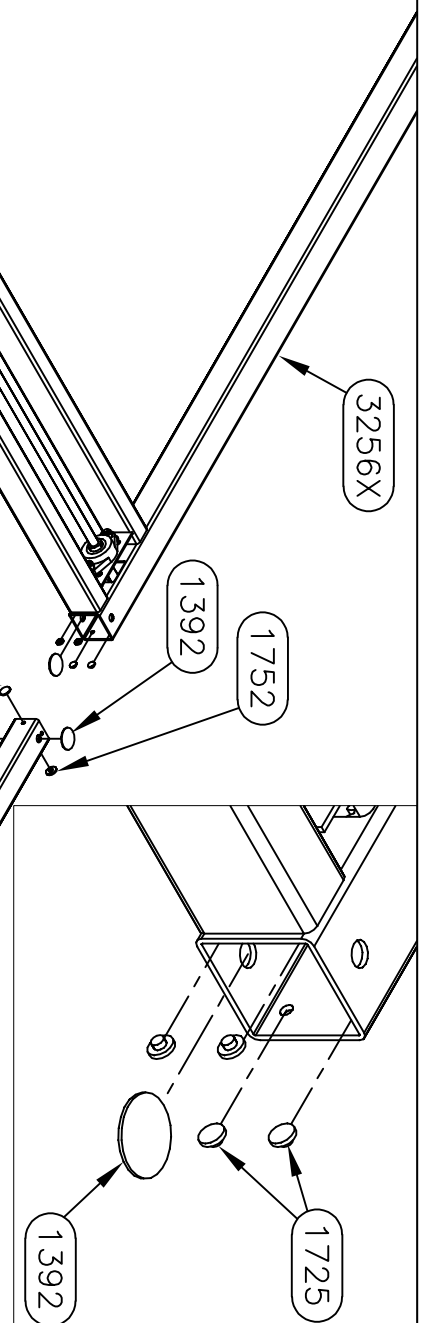
LH SHAFT ASSEMBLY (longer)



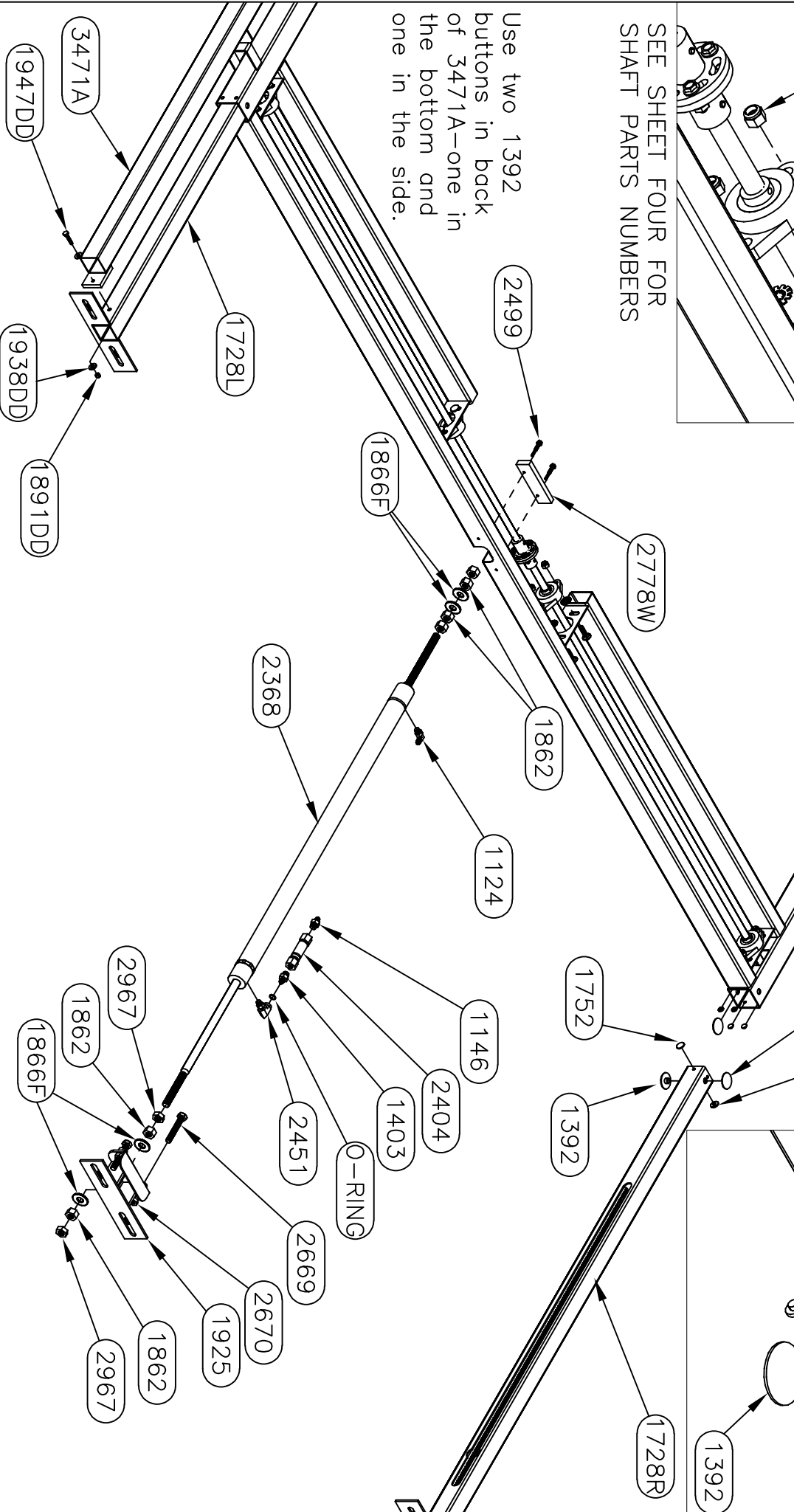
RH SHAFT ASSEMBLY (shorter)

<b>Equalizer</b> 55169 COUNTRY ROAD 3 ELKHART, IN 46515		# A B		REVISIONS CHANGED E-CORD TUBE TO LARGE & MOVED TO OPP SIDE Added 4" to outer tubes.		BY: SU SU	DATE: 2/16/18 7/17/19	UNLESS OTHERWISE SPECIFIED: TOLERANCES: XXX ± 0.010 .XX ± 0.005 .X ± 1/2" REMOVE ALL BURRS AND SHARP EDGES .015 MAX		TITLE MAIN SLIDE ASSEMBLY SIZE SCALE MATERIAL A 1:1	USED ON: FOREST RIVER DIESEL
NOTICE - This drawing, including principles of design, is the property of Doy's Corporation, Elkhart, Indiana, with the agreement that it is not to be reproduced, copied, or loaned in any manner that may constitute a detriment directly or indirectly to Doy's Corporation. Acceptance of this will be construed as an agreement of the above.		DRAWN BY: SU		DATE: 1/15/16	PART NAME: MAIN SLIDE-116.5" X 32"-FR		PAGE: 4 OF 4	DWG NO.: P7993	REV: B		





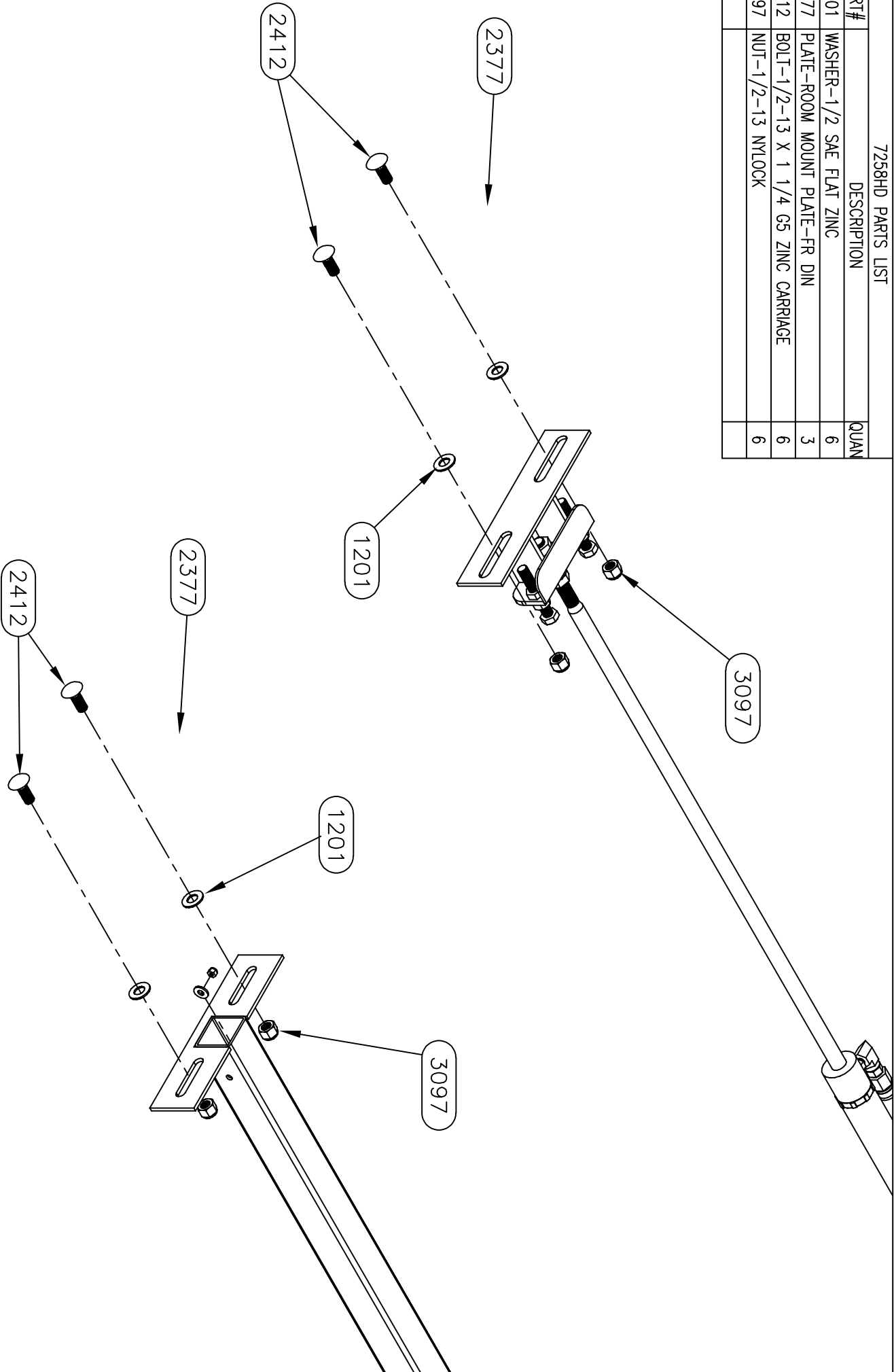
Use two 1392 buttons in back of 3471A—one in the bottom and one in the side.



TEL

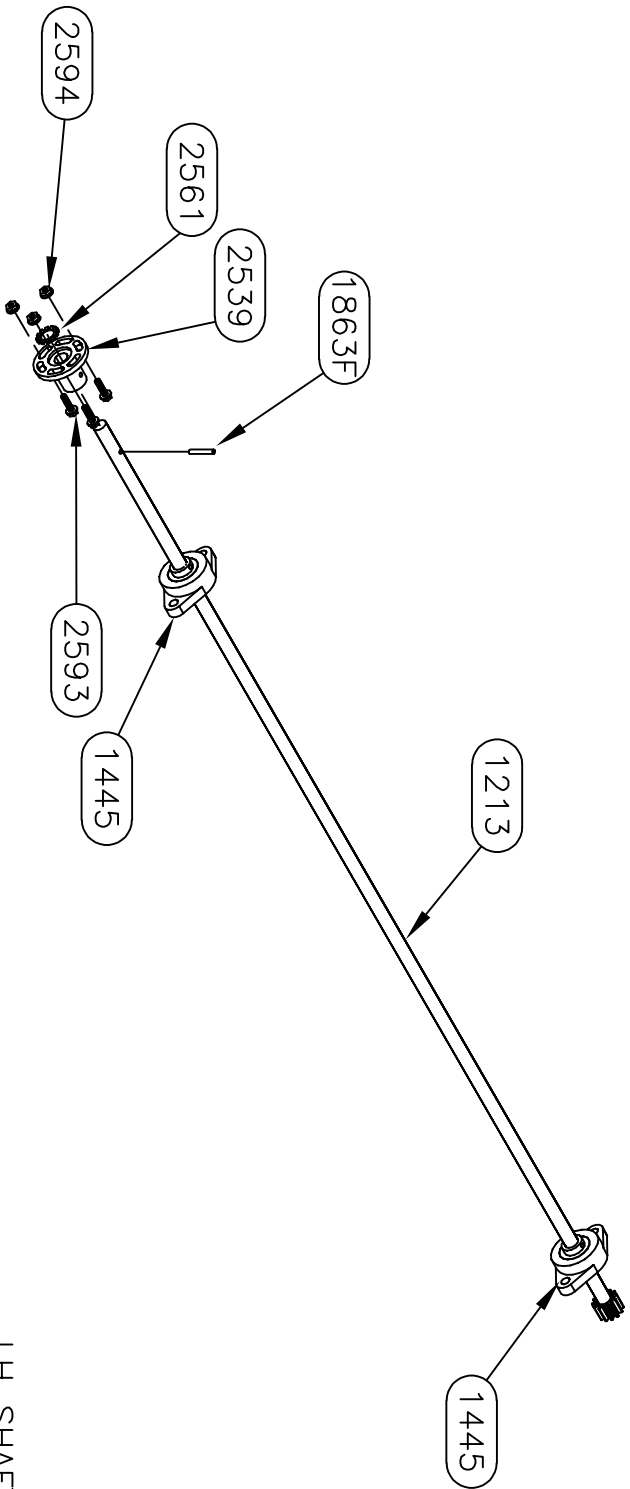
PART NAME:	MAIN SLIDE-116.5" X 32"-FR-2021		
PAGE:	2 OF 4	DWG NO.:	P7993A
		REV	-

7258HD PARTS LIST		
PART#	DESCRIPTION	QUAN
1201	WASHER-1/2 SAE FLAT ZINC	6
2377	PLATE-ROOM MOUNT PLATE-FR DIN	3
2412	BOLT-1/2-13 X 1 1/4 G5 ZINC CARRIAGE	6
3097	NUT-1/2-13 NYLOCK	6

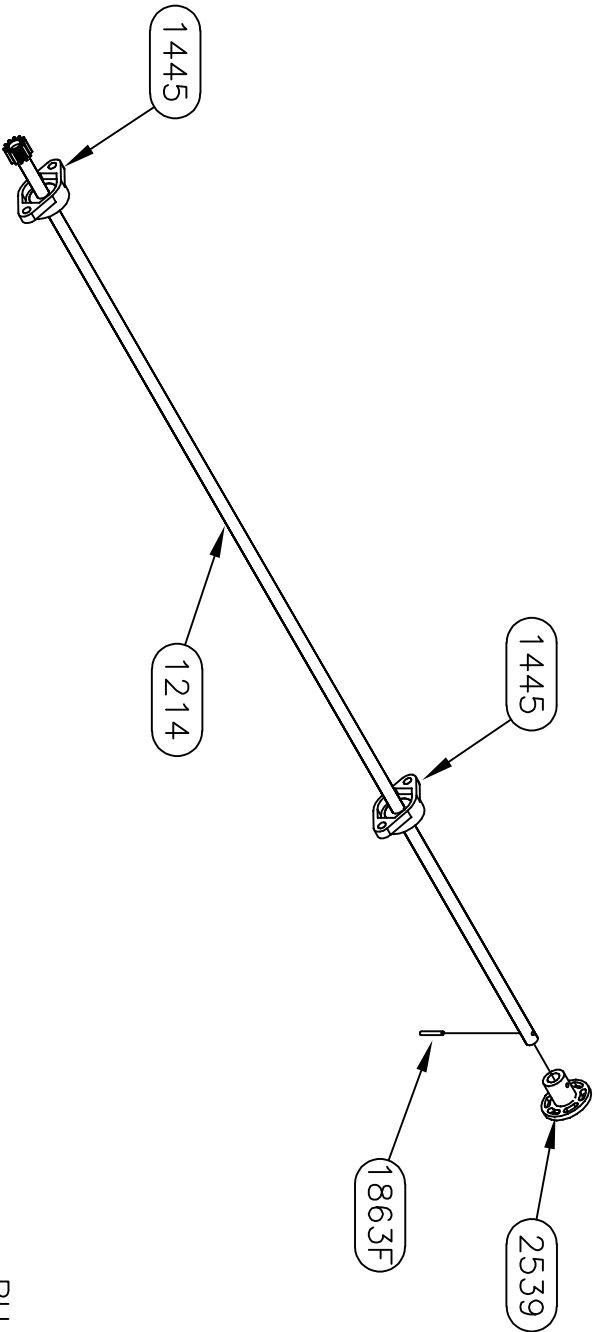


<b>Equalizer</b>		55169 COUNTRY ROAD 3 ELKHART, IN 46515		#	REVISIONS		BY:	DATE:	UNLESS OTHERWISE SPECIFIED: TOLERANCES: .XXX ± 0.010 .XX ± 0.010 .X ± 0.030 ANG. ± 1/2° REMOVE ALL BURRS AND SHARP EDGES .015 MAX		TITLE MAIN SLIDE ASSEMBLY SIZE SCALE MATERIAL A 1: 1		USED ON: FOREST RIVER DIESEL				
NOTICE - This drawing, including principles of design, is the property of Doye Corporation, Elkhart, Indiana, with the agreement that it is not to be reproduced, copied, or loaned in any manner that may constitute a detriment directly or indirectly to Doye Corporation. Acceptance of this will be construed as an agreement of the above.										PART NAME: MAIN SLIDE-116.5" X 32"-FR-2021		PAGE: 3 OF 4		DWG. NO.: P7993A		REV: -	





LH SHAFT ASSEMBLY (longer)



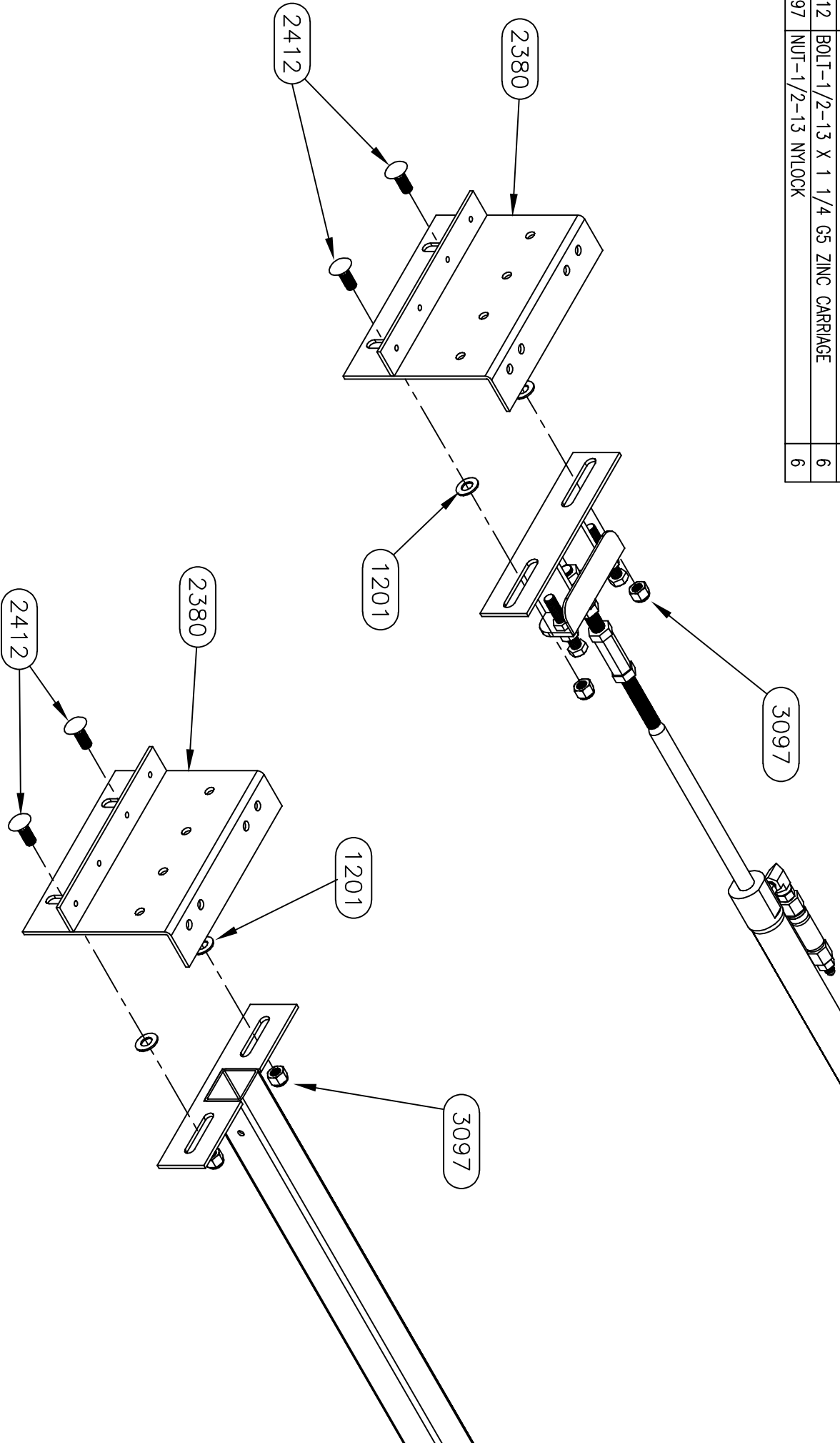
RH SHAFT ASSEMBLY (shorter)

<b>Equalizer</b>		55169 COUNTY ROAD 3 ELKHART, IN 46515	
#	REVISIONS	BY:	DATE:
NOTICE - This drawing, including principles of design, is the property of Doye Corporation, Elkhart, Indiana, with the agreement that it is not to be reproduced, copied, or loaned in any manner that may constitute a detriment directly or indirectly to Doye Corporation. Acceptance of this will be construed as an agreement of the above.		UNLESS OTHERWISE SPECIFIED: TOLERANCES: .XXX ± 0.010 .XX ± 0.010 .X ± 0.030 ANG. ± 1/2" REMOVE ALL BURRS AND SHARP EDGES .015 MAX	
TITLE		USED ON:	
MAIN SLIDE ASSEMBLY		FOREST RIVER DIESEL	
SIZE	SCALE	MATERIAL	
DRW BY: SU	DATE: 1/20/20	AP'D BY:	DATE:
PART NAME: MAIN SLIDE-116.5" X 32"-FR-2021	PAGE: 4 OF 4	DWG NO.: P7993A	REV:



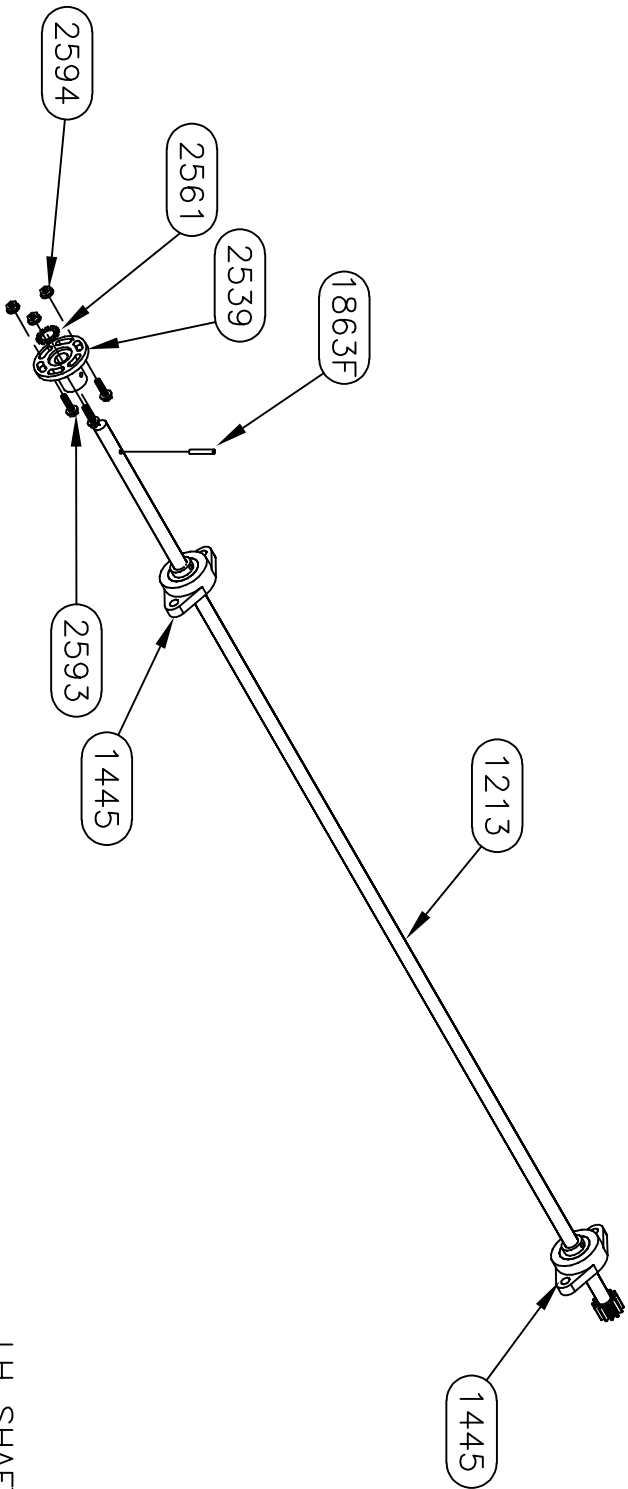


7455HD PARTS LIST		
PART#	DESCRIPTION	QUAN
1201	WASHER-1/2 SAE FLAT ZINC	6
2380	PLATE-ROOM MOUNT-FR KITCHEN	3
2412	BOLT-1/2-13 X 1 1/4 G5 ZINC CARRIAGE	6
3097	NUT-1/2-13 NYLOCK	6

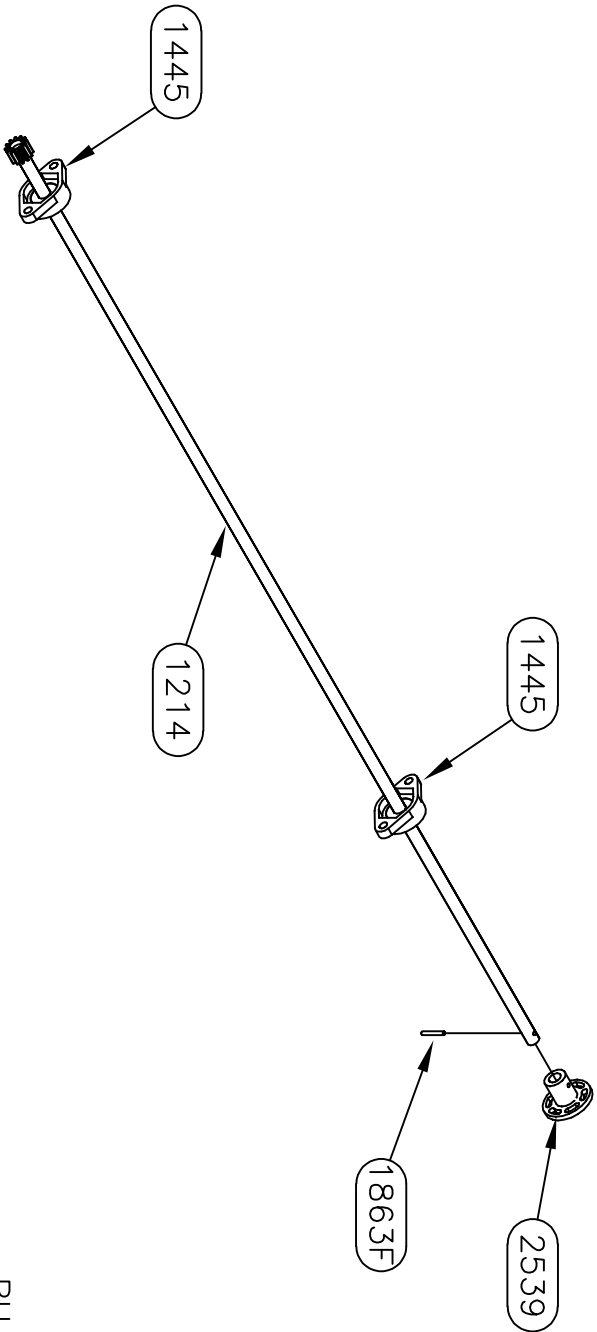


<b>Equalizer</b>			55169 COUNTRY ROAD 3			#		
ELKHART, IN 46515						A		
			REVISED			Updated shafts and tubes.		
			BY: SU			DATE: 7/23/19		
			UNLESS OTHERWISE SPECIFIED:			TOLERANCES:		
						.XXX ± 0.010		
						.XX ± 0.010		
						.X ± 0.020		
						ANG. ± 1/2°		
						REMOVE ALL BURRS AND SHARP EDGES .015 MAX		
			TITLE: MAIN SLIDE ASSEMBLY			USED ON: FOREST RIVER DIESEL		
			SIZE SCALE: MATERIAL			PART NAME: MAIN SLIDE-116.5" X 18"-FR		
			DRW BY: SU DATE: 1/15/16			PAGE: 3 OF 4		
			DATE: 1/15/16			DWG NO.: P7997		
						REV: A		

NOTICE - This drawing, including principles of design, is the property of Doye Corporation, Elkhart, Indiana, with the agreement that it is not to be reproduced, copied, or loaned in any manner that may constitute a detriment directly or indirectly to Doye Corporation. Acceptance of this will be construed as an agreement of the above.



LH SHAFT ASSEMBLY (longer)

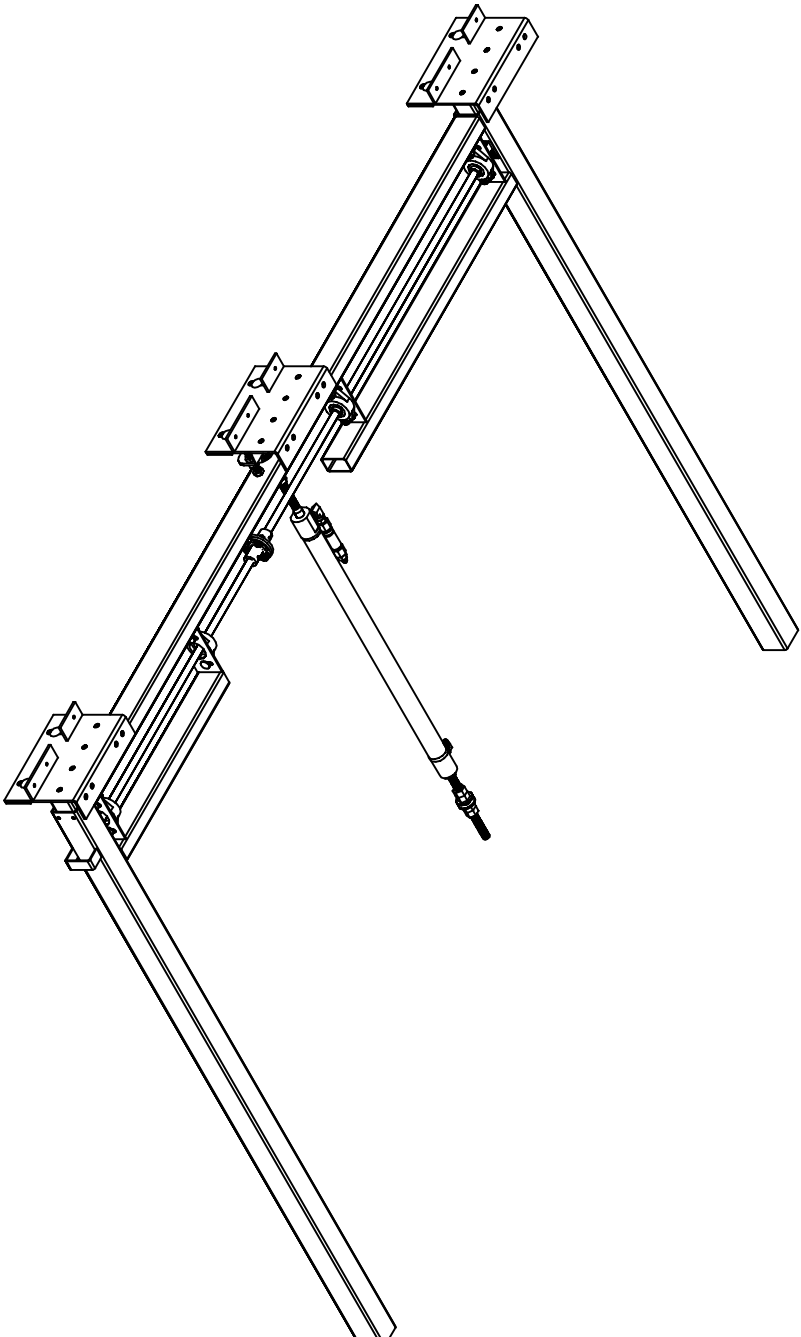


RH SHAFT ASSEMBLY (shorter)

<b>Equalizer</b>		55169 COUNTY ROAD 3 ELKHART, IN 46515			
#		REVISIONS	BY:	DATE:	
A		Updated shafts and tubes.	SJ	7/23/19	
NOTICE - This drawing, including principles of design, is the property of Days Corporation, Elkhart, Indiana, with the agreement that it is not to be reproduced, copied, or loaned in any manner that may constitute a detriment directly or indirectly to Days Corporation. Acceptance of this will be construed as an agreement of the above.					
		UNLESS OTHERWISE SPECIFIED:		TITLE	
		TOLERANCES:		MAIN SLIDE ASSEMBLY	
		.XXX ± 0.010		SIZE SCALE MATERIAL	
		.XX ± 0.010		A 1:1	
		.X ± 0.030		DRW BY: 1/15/16	
		ANG. ± 1/2"		DATE:	
		REMOVE ALL BURRS AND SHARP EDGES .015 MAX		PART NAME: MAIN SLIDE-116.5" X 18"-FR	
				PAGE: 4 OF 4	
				DWG NO.: P7997	
				REV: A	

70005 PARTS LIST

PART #	DESCRIPTION	QUAN
1124	FITTING-#4 JIC X #4 OR MALE 90	1
1146	FITTING-#6 OR X #4 JIC ADAPT	1
1369	WASHER-3/8 EXT/INT TOOTH LOCK	8
1392	BUTTON-1.5" UHMW	6
1403	FITTING-RESTRICTOR #6 X #4	1
1445	BEARING-2 BOLT FLANGE	4
1725	BUTTON-1/2" UHMW	8
1728L	TUBE-36" DRIVE LH	1
1728R	TUBE-36" DRIVE RH	1
1730	SHAFT-5/8 X 48 1/8 COLD ROLL	1
1752	BUTTON-3/4" UHMW	4
1862	NUT-5/8-18 GR 2 FHN	6
1863F	PIN-3/16 X 1 1/4 SPRING	2
1865F	NUT-3/8-16 NYLOCK Z	8
1866F	WASHER-5/8 FLAT	4
1867F	BOLT-3/8-16 X 1 1/4 CARRIAGE ZINC	8
1925	BRACKET-CYLINDER MOUNT MAIN	1
2404	VALVE-ANTI CREEP	1
2451	FITTING-#4 FEM X #4 O-RING 90	1
2453	CYLINDER-SLIDE 1 3/8 X 24	1
2539	COUPLING-5/8" TIMING SHAFT	2
2561	WASHER-5/8 STAR	1
2583	FRAME-84" MAIN SLIDE FRAME-FR	1
2593	SCREW-1/4-20 X FLANGE	3
2594	NUT-1/4-20 FLANGE	3
2669	BOLT-1/2-13 X 3 TAP GR 5	2
2670	NUT-1/2-13 JAM NUT	2
2782	COUPLING-CYLINDER ROD 5/8	1
2853	SHAFT-5/8 X 33 3/8 COLD ROLL	1
2967	NUT-5/8-18 HEX JAM NUT	5
0001	A.T.R.-5/8"-18 X 8 1/4" LONG	1
0002	A.T.R.-5/8"-18 X 4 1/2" LONG	1



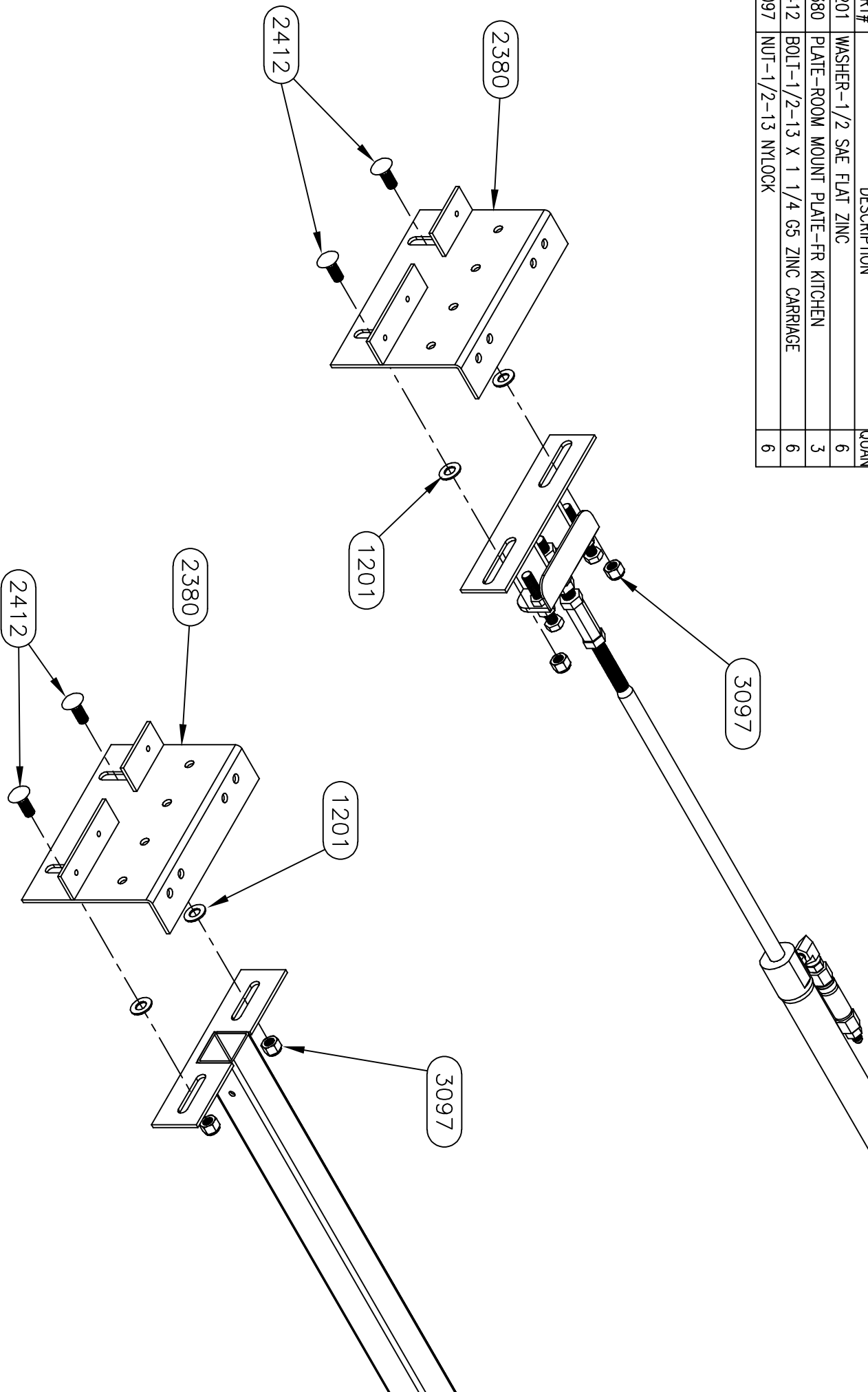
**Warranty authorization must come directly from Equalizer Systems. (800) 846-9659.**

<b>Equalizer</b>		55169 COUNTRY ROAD 3 ELKHART, IN 46515	
#	REVISIONS	BY:	DATE:
A	Removed shaft coupling and extension	SJ	10/14/16
B	Added shaft coupling and extension	SJ	2/3/17
C	Removed spur gear and gear rack from B.O.M.	SJ	2/21/18
D	Added 4" to outer tubes.	SJ	7/17/19
UNLESS OTHERWISE SPECIFIED: TOLERANCES: .XXX ± 0.010 .XX ± 0.010 .X ± 0.020 ANG. ± 1/2" REMOVE ALL BURRS AND SHARP EDGES .015 MAX		TITLE MAIN SLIDE ASSEMBLY	USED ON: FOREST RIVER DIESEL
SIZE SCALE MATERIAL		DRW BY: DATE:	PART NAME:
A 1: 1		SJ 1/15/16	MAIN SLIDE-84" X 24"-FR
AP'D BY DATE:		PAGE: 1 OF 4	DWG NO.: P700005
			REV: D

NOTICE - This drawing, including principles of design, is the property of Doye Corporation, Elkhart, Indiana, with the agreement that it is not to be reproduced, copied, or loaned in any manner that may constitute a detriment directly or indirectly to Doye Corporation. Acceptance of this will be construed as an agreement of the above.



7455HD PARTS LIST		
PART#	DESCRIPTION	QUAN
1201	WASHER-1/2 SAE FLAT ZINC	6
2380	PLATE-ROOM MOUNT PLATE-FR KITCHEN	3
2412	BOLT-1/2-13 X 1 1/4 G5 ZINC CARRIAGE	6
3097	NUT-1/2-13 NYLOCK	6



<b>Equalizer</b>			55169 COUNTRY ROAD 3		
ELKHART, IN 46515			#		
			REVISIONS		
			A	Removed shaft coupling and extension	BY: SU DATE: 10/14/16
			B	Added shaft coupling and extension	BY: SU DATE: 2/3/17
			C	Removed spur gear and gear rack from B.O.M.	BY: SU DATE: 2/21/18
			D	Added 4" to outer tubes.	BY: SU DATE: 7/17/19
			UNLESS OTHERWISE SPECIFIED:		
			TOLERANCES:		
			.XXX ± 0.010		
			.XX ± 0.010		
			.X ± 0.030		
			ANG. ± 1/2°		
			REMOVE ALL BURRS AND SHARP EDGES .015 MAX		
			TITLE		
			MAIN SLIDE ASSEMBLY		
			USED ON:		
			FOREST RIVER DIESEL		
			SIZE SCALE MATERIAL		
			A 1:1		
			DRW BY: SU DATE: 1/15/16		
			PART NAME:		
			MAIN SLIDE-84" X 24"-FR		
			PAGE: 3 OF 4		
			DWG NO.: P700005		
			REV: D		

NOTICE - This drawing, including principles of design, is the property of Doye Corporation, Elkhart, Indiana, with the agreement that it is not to be reproduced, copied, or loaned in any manner that may constitute a detriment directly or indirectly to Doye Corporation. Acceptance of this will be construed as an agreement of the above.

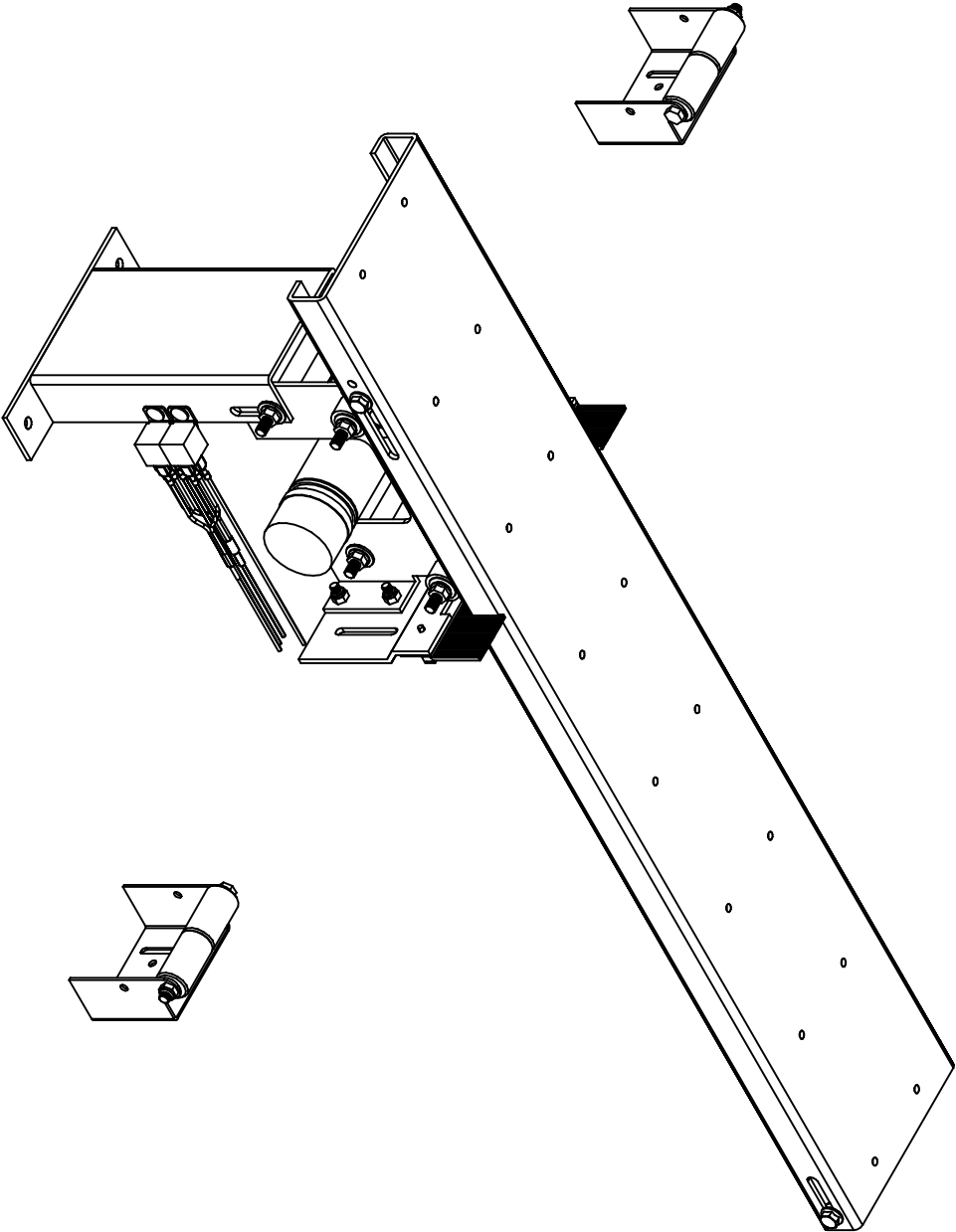




55169 COUNTY ROAD 3  
ELKHART, IN 46515

<i>Equalizer</i>				55189 COUNTY ROAD 3 ELKHART, IN 46515	
#	REVISIONS	BY:	DATE:	TITLE	
A	Removed shaft coupling and extension	SJ	10/14/16	MAIN SLIDE ASSEMBLY	
B	Added shaft coupling and extension	SJ	2/3/17	SIZE SCALE MATERIAL	
C	Removed spur gear and gear rock from B.O.M.	SJ	2/21/18	DRW BY: A 1: 1	
D	Added 4" to outer tubes.	SJ	7/17/19	DATE: 1/15/16	
				PART NAME: MAIN SLIDE-84" X 24"-FR	
				APPROV'D DATE: _____	
				PAGE: 4 OF 4	
				DWG NO.: P70005	
				REV: D	
UNLESS OTHERWISE SPECIFIED: TOLERANCES: .XXX ± 0.010 .XX ± 0.010 .X ± 0.030 ANG. ± 1/2 XG. ± 1/2					
REMOVE ALL BURRS AND SHARP EDGES .015 MAX					
NOTICE - This drawing, including principles of design, is the property of Days Corporation, Elkhart, Indiana, with the agreement that it is not to be reproduced, copied, or loaned in any manner that may constitute a detriment directly or indirectly to Days Corporation. Acceptance of this will be construed as an agreement of the above.					

70006 PARTS LIST		
PART#	DESCRIPTION	QUAN
1195F	RIVET-POP ALUMINUM	3
1278	NUT-3/8 FLANGE	8
1864F	WASHER-3/8 USS FLAT 2	16
1874E	NUT-5/16 NYLOCK	4
1938DD	WASHER-1/4 FLAT	4
2088	PLATE-BED SLIDE DRIVER SIDE PLATE	1
2089	PLATE-BED SLIDE SIDE PLATE	1
2090	PLATE-BED SLIDE FRONT PLATE	1
2092	SPACER-BED SLIDE SIDE PLATE	4
2094	ROLLER-1 1/4" YOKE STYLE ROLLER	4
2095	ROLLER-1" STUD STYLE ROLLER	4
2096	WEAR PAD-UHMW SIDE BLOCK	2
2097	MOTOR-26 RPM MOTOR/GEARBOX	1
2098	GEAR-12 PITCH 24 TOOTH SPUR GEAR	1
2099	PIN-1/4 X 1 3/4 SPRING PIN	1
2100	BOLT-3/8-16 X 6 1/2 GR 5 HHCS	1
2101	BOLT-3/8-16 X 8 1/2 GR 5 HHCS	2
2103	NUT-7/16-20 JAM	4
2104	WASHER-7/16 INTERNAL TOOTH	4
2105	SCREW-1/4-20 X 1 3/4 FHCS	4
2106	SCREW-5/16-18 X HHCS GR 5	4
2107	WASHER-5/16 FLAT	4
2108	WASHER-5/16 LOCK	4
2109	SCREW-5/16-18 X 1 FHCS	4
2112	ROLLER-ELEC ROOM SLIDE ROLLERS	2
2382	PLATE-BED SLIDE REAR MOUNT-FR	1
2410	NUT-1/4-20 K LOCK	4
2414	BRUSH-BED SLIDE	1
2511	BOLT-3/8-16 X 6 HHCS GR 5	1
2513	WASHER-5/16 EXTERNAL TOOTH LOCK	4
2627	BOLT-3/8-16 X 3/4 FLANGE	4
3259	PLATE-BED SLIDE 44" CARRIER PLATE	1
6628*	HARNES, ELECTRIC BED SLIDE RELAY PACK	1



\*In late 2016 the relay pack was removed from this assembly as Forest River began supplying their own control.

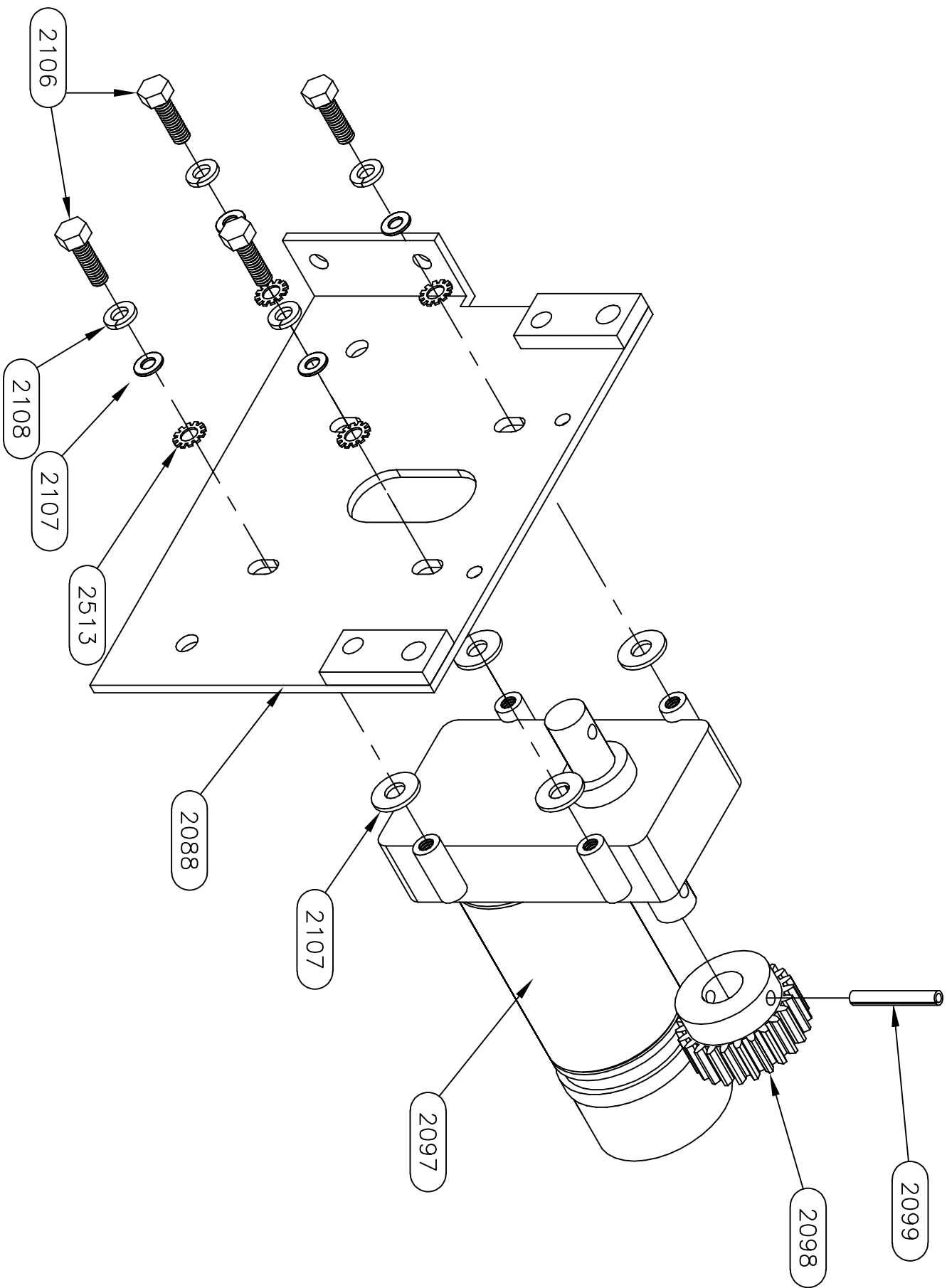
**Warranty authorization must come directly from Equalizer Systems. (800) 846-9659.**

55169 COUNTRY ROAD 3 ELKHART, IN 46515		#		REVISIONS		TITLE		USED ON:	
<i>Equalizer</i>		A		Added note on relay pack.		BY: SU		DATE: 2/23/18	
B		Removed non inv washers & rack part number.		BY: SU		DATE: 7/23/19		BED SLIDE ASSEMBLY	
NOTICE - This drawing, including principles of design, is the property of Doye Corporation, Elkhart, Indiana, with the agreement that it is not to be reproduced, copied, or loaned in any manner that may constitute a detriment directly or indirectly to Doye Corporation. Acceptance of this will be construed as an agreement of the above.								FOREST RIVER DIESEL	
								UNLESS OTHERWISE SPECIFIED: TOLERANCES: .XXX ± 0.010 .XX ± 0.010 .X ± 0.030 ANG. ± 1/2"	
						REMOVE ALL BURRS AND SHARP EDGES .015 MAX		SIZE SCALE MATERIAL	
						DRW BY: SU		DATE: 1/18/16	
						AP'D BY: DATE:		PART NAME: ELECTRIC BED SLIDE-FR-30	
						PAGE: 1 OF 5		DWG NO.: P700006	
								REV: B	







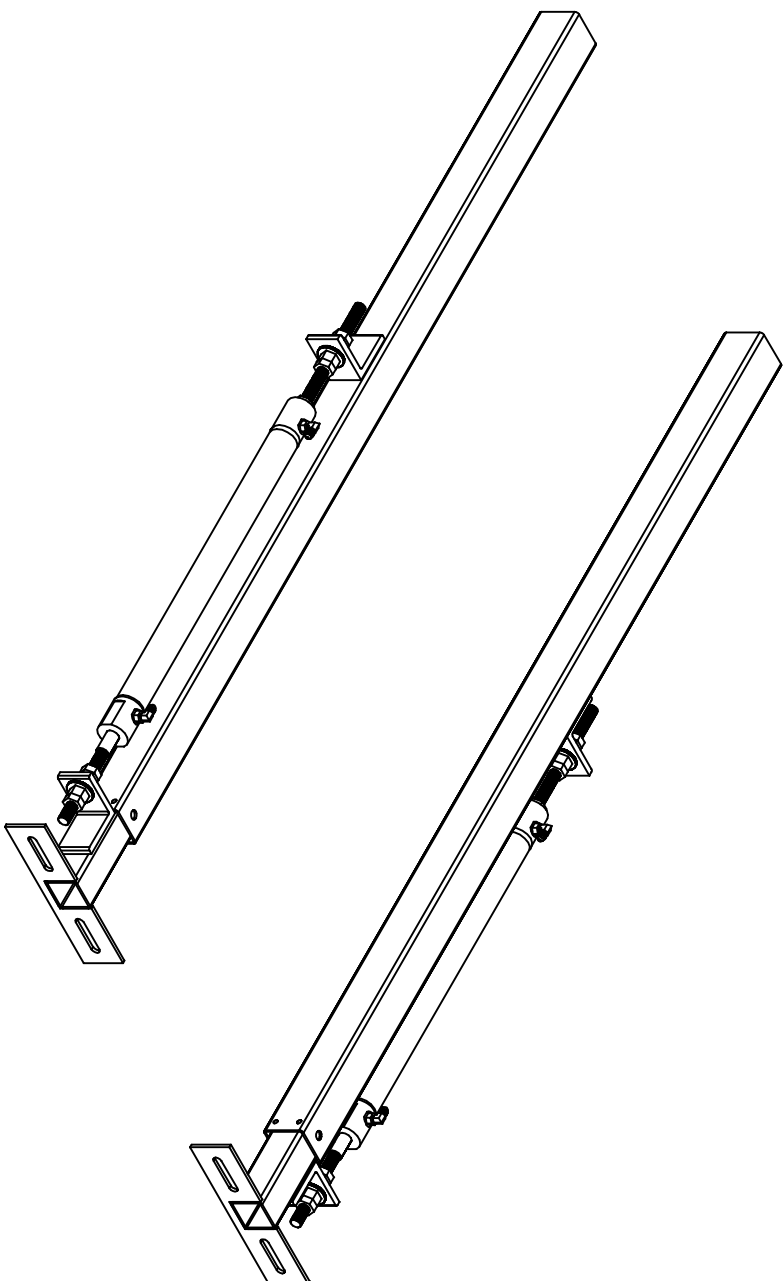


<b>Equalizer</b>		55169 COUNTRY ROAD 3 ELKHART, IN 46515		REVISED		UNLESS OTHERWISE SPECIFIED:		TITLE		USED ON:	
						TOLERANCES:		BED SLIDE ASSEMBLY		FOREST RIVER DIESEL	
						.XX ± 0.010		SIZE SCALE MATERIAL			
						ANG. ± 1/2°		DRAW BY: DATE:		PART NAME:	
						REMOVE ALL BURRS AND SHARP EDGES .015 MAX		SU 1/18/16		ELECTRIC BED SLIDE-FR-30	
								PAGE: 5 OF 5		DWG NO.: P700006	
										REV: B	

NOTICE - This drawing, including principles of design, is the property of Days Corporation, Elkhart, Indiana, with the agreement that it is not to be reproduced, copied, or loaned in any manner that may constitute a detriment directly or indirectly to Days Corporation. Acceptance of this will be construed as an agreement of the above.

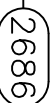
PART #	DESCRIPTION	QUAN
--------	-------------	------

1124	FITTING-#4 JIC X #4 OR 90	4
1392	BUTTON-1.5" UHMW	6
1725	BUTTON-1/2" UHMW	8
1752	BUTTON-3/4" UHMW	4
1862	NUT-5/8-18 GR 2 FHN	8
1866F	WASHER-5/8 FLAT	8
2162	CYLINDER-SLIDE 1 3/8" X 18"	2
2686	TUBE-18" OUTER W/CYL BKT	2
2863	TUBE-DRIVE NT RH W/CYL BKT	1
2864	TUBE-DRIVE NT LH W/CYL BKT	1
2967	NUT-5/8-18 HEX UHM NUT	10
-	A.I.R. 5/8-18 X 8"	2



--	--	--

[illegible]

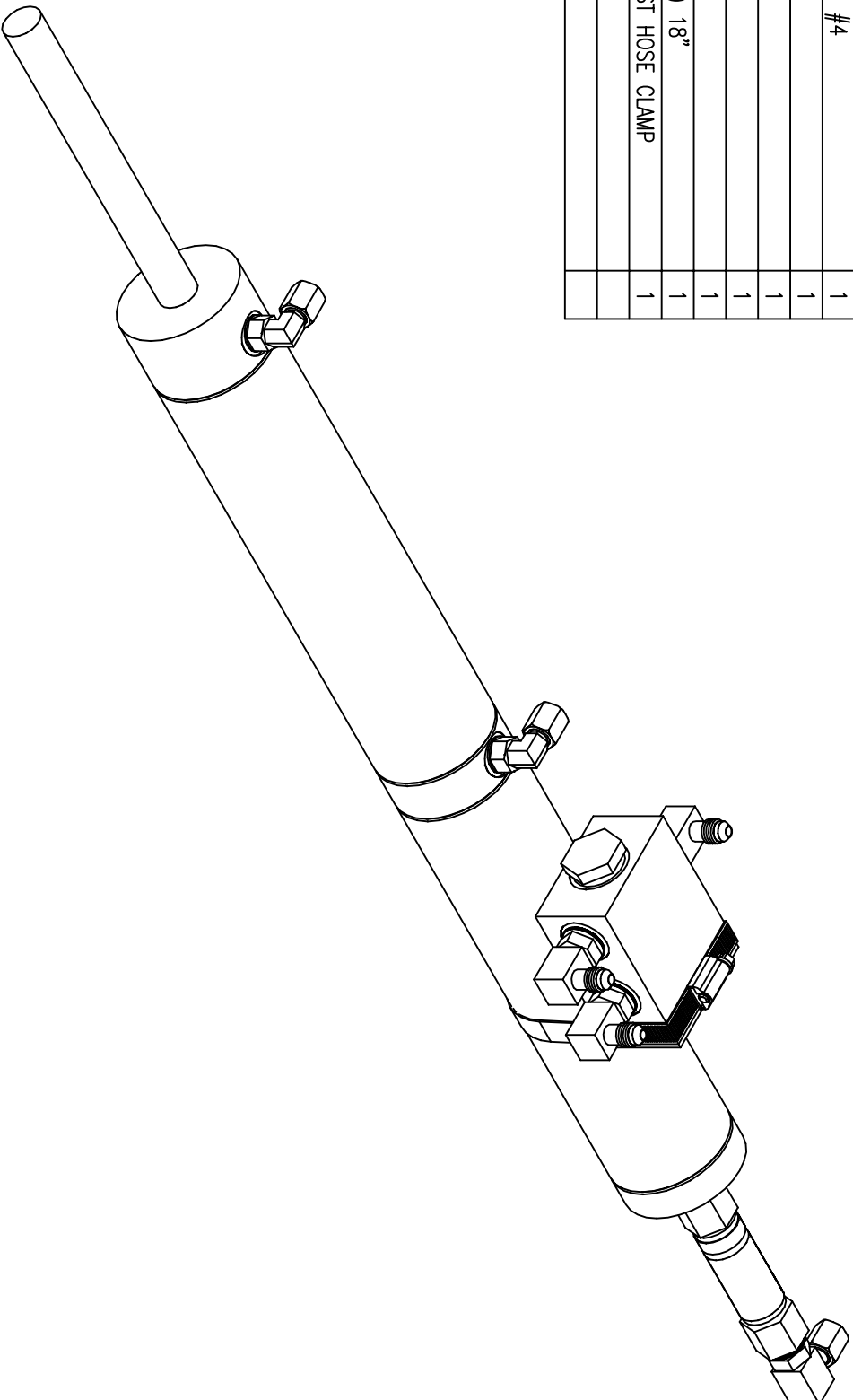


<i>Equalizer</i>		55169 COUNTY ROAD 3 ELKHART, IN 46515	
#		REVISIONS	
		BY:	DATE:
UNLESS OTHERWISE SPECIFIED:			
TOLERANCES:			
.XXX ± 0.010			
.XX ± 0.010			
.X ± 0.030			
AVG. ± 1/2"			
REMOVE ALL BURRS AND SHARP EDGES .015 MAX			
TITLE		USED ON:	
MAIN SLIDE ASSEMBLY	FOREST RIVER DIESEL		
SIZE SCALE	MATERIAL		
A 1: 1			
DRW BY: SU	DATE: 2/23/16	PART NAME:	
APPD BY: —	DATE: —	SLIDE ASS'LY-18" MAIN-NT (2 ARM)	
PAGE: 2 OF 2	PWG NO.: 15	REV: —	



## 70016 PARTS LIST

PART#	DESCRIPTION	QUANTITY
1109	FITTING-#6 OR X #4 JIC MALE 90	4
1124	FITTING-#4 JIC X #4 OR MALE 90	2
1139	FITTING-#4 JIC CAP	3
1403	FITTING-RESTRICTOR #6 X #4	1
2404	VALVE-ANTI CREEP	1
2534	VALVE-DIVIDER CARTRIDGE	1
2541	MANIFOLD-DIVIDER BLOCK	1
2551	PLUG-#6 SOCKET HEAD	1
2695	CYLINDER-SYNC (APPLIED) 18"	1
3111	CLAMP-4 1/8 TO 5 ST/ST HOSE CLAMP	1

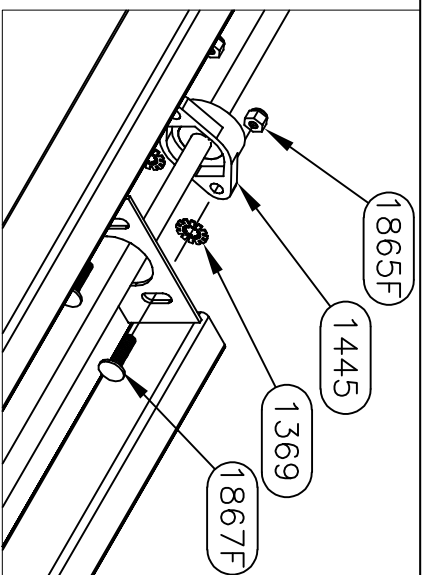
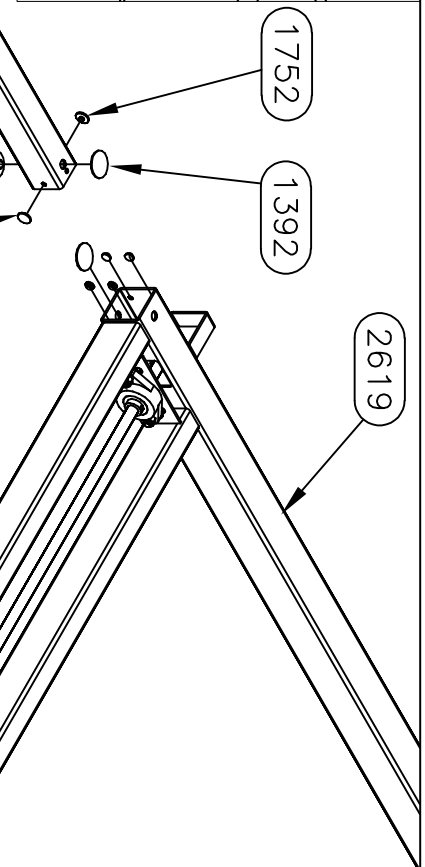
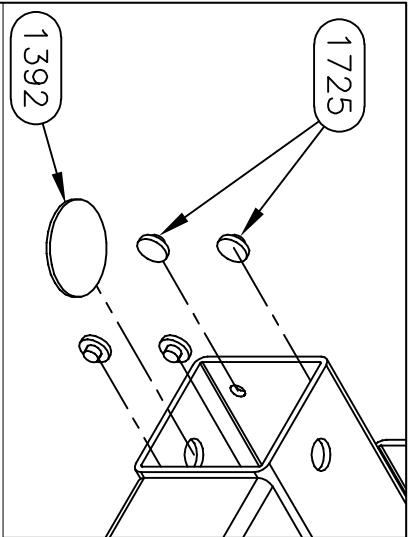


**Warranty authorization must come directly from Equalizer Systems. (800) 846-9659.**

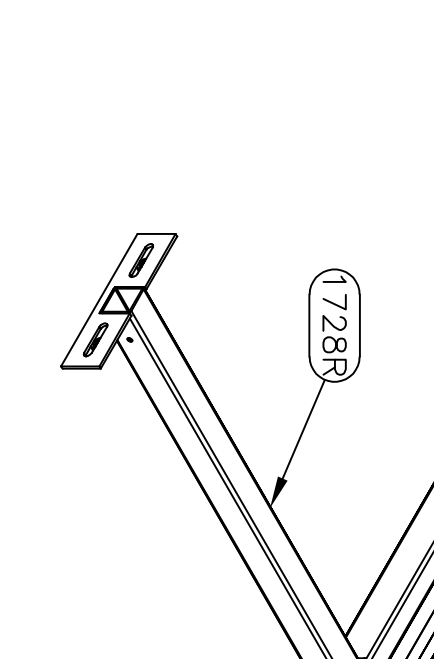
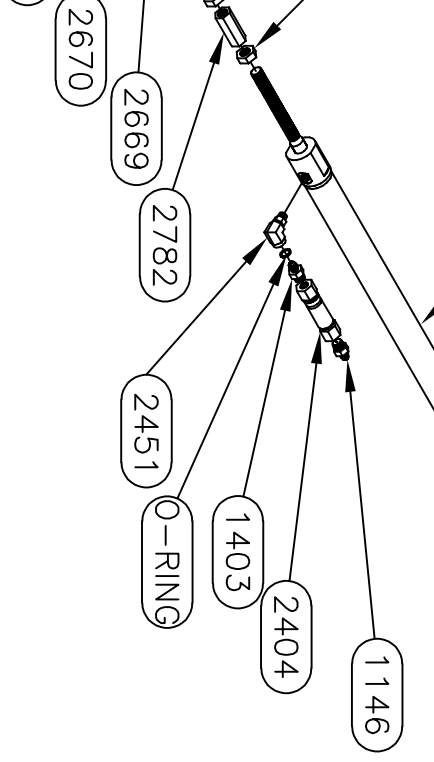
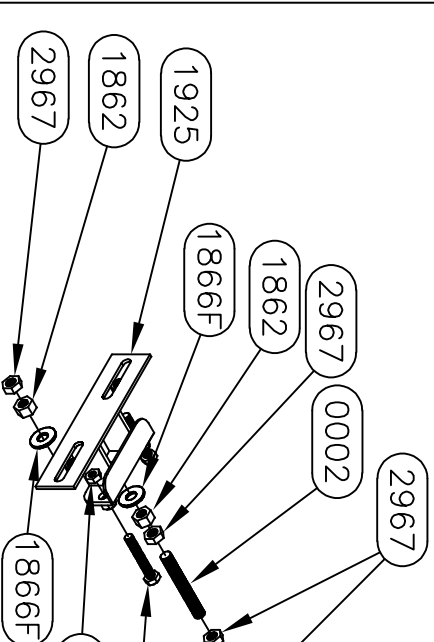
<i>Equalizer</i>		55169 COUNTY ROAD 3 ELKHART, IN 46515	
#		REVISIONS	
		BY:	DATE:
UNLESS OTHERWISE SPECIFIED:			
TOLERANCES:			
.XXX ± 0.010			
.XX ± 0.010			
.X ± 0.030			
ANG. ± 1/2°			
REMOVE ALL BURRS AND SHARP EDGES .015 MAX			
TITLE		USED ON:	
SYNC CYLINDER ASSEMBLY		FULL WALL SLIDE	
SIZE	SCALE	MATERIAL	
A 1: 1			
DRW BY: SU	DATE: 1/25/17	PART NAME:	
APPD BY: —	DATE: —	CYLINDER SYNC W/DIVIDER	18" - FR
		PAGE: 1 OF 2	DWG NO.: P700016
			REV: —







SEE SHEET FOUR FOR  
SHAFT PARTS NUMBERS



**Equalizer**

55169 COUNTRY ROAD 3  
ELKHART, IN 46515

#	REVISIONS	BY:	DATE:
A	Added 4" to outer tubes.	SU	7/17/19

UNLESS OTHERWISE  
SPECIFIED:  
TOLERANCES:  
.XXX ± 0.010  
.XX ± 0.030  
ANG. ± 1/2°  
REMOVE ALL BURRS AND  
SHARP EDGES .015 MAX


TITLE	USED ON:
MAIN SLIDE ASSEMBLY	FOREST RIVER DIESEL

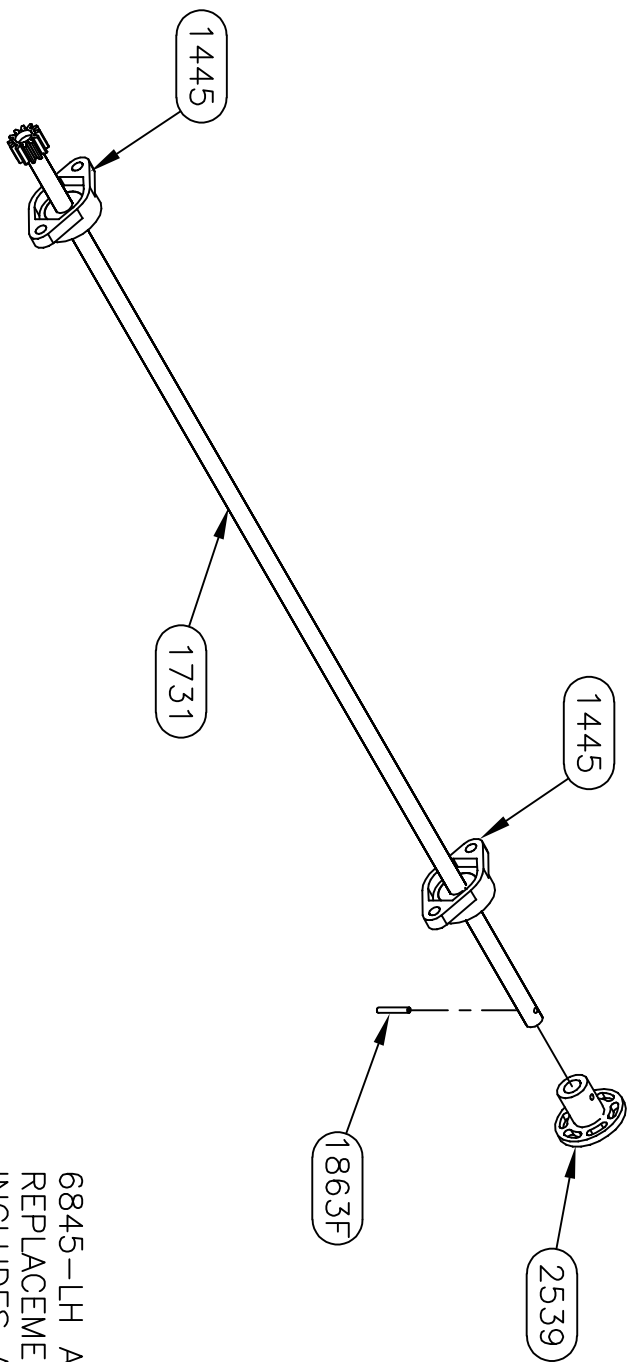
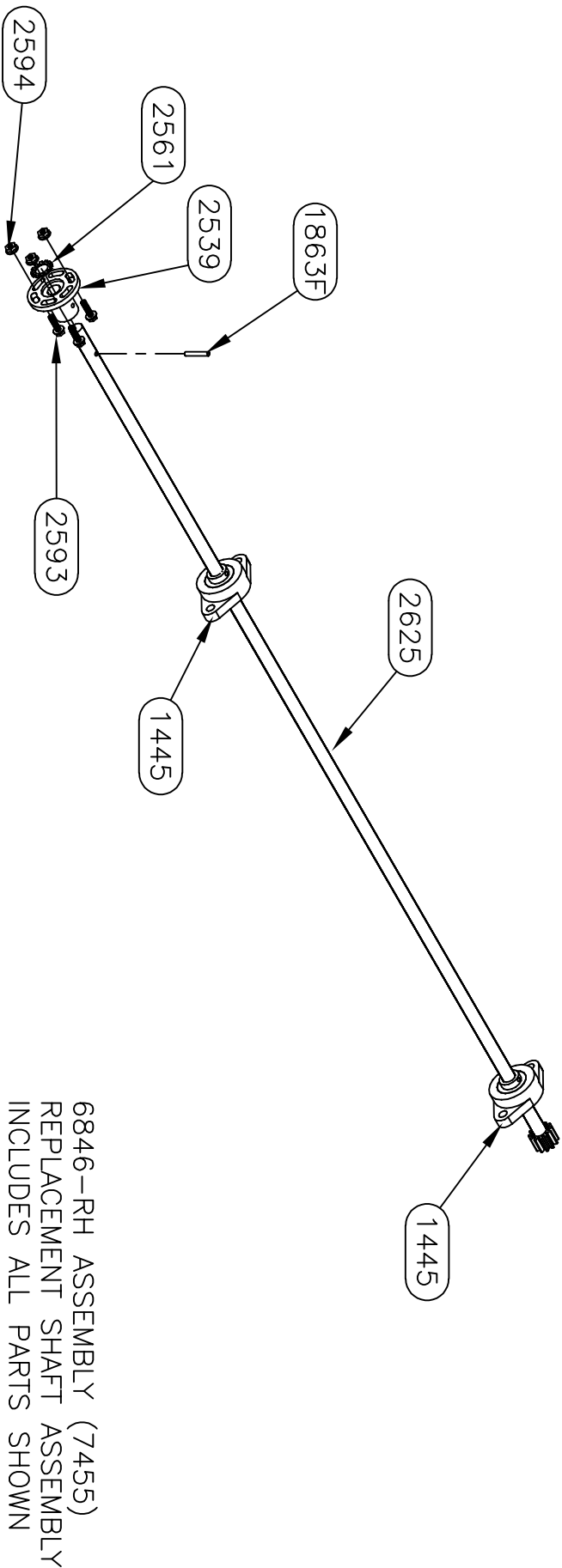
SIZE SCALE	MATERIAL	DATE:	PART NAME:
A 1:1		4/4/2017	MAIN SLIDE-96" X 24" FR

DRW BY:	DATE:	PAGE:	REV:
SU	4/4/2017	2 OF 4	A

NOTICE - This drawing, including principles of design, is the property of Days Corporation, Elkhart, Indiana, with the agreement that it is not to be reproduced, copied, or loaned in any manner that may constitute a detriment directly or indirectly to Days Corporation. Acceptance of this will be construed as an agreement of the above.

PART #	DESCRIPTION	QUAN
--------	-------------	------

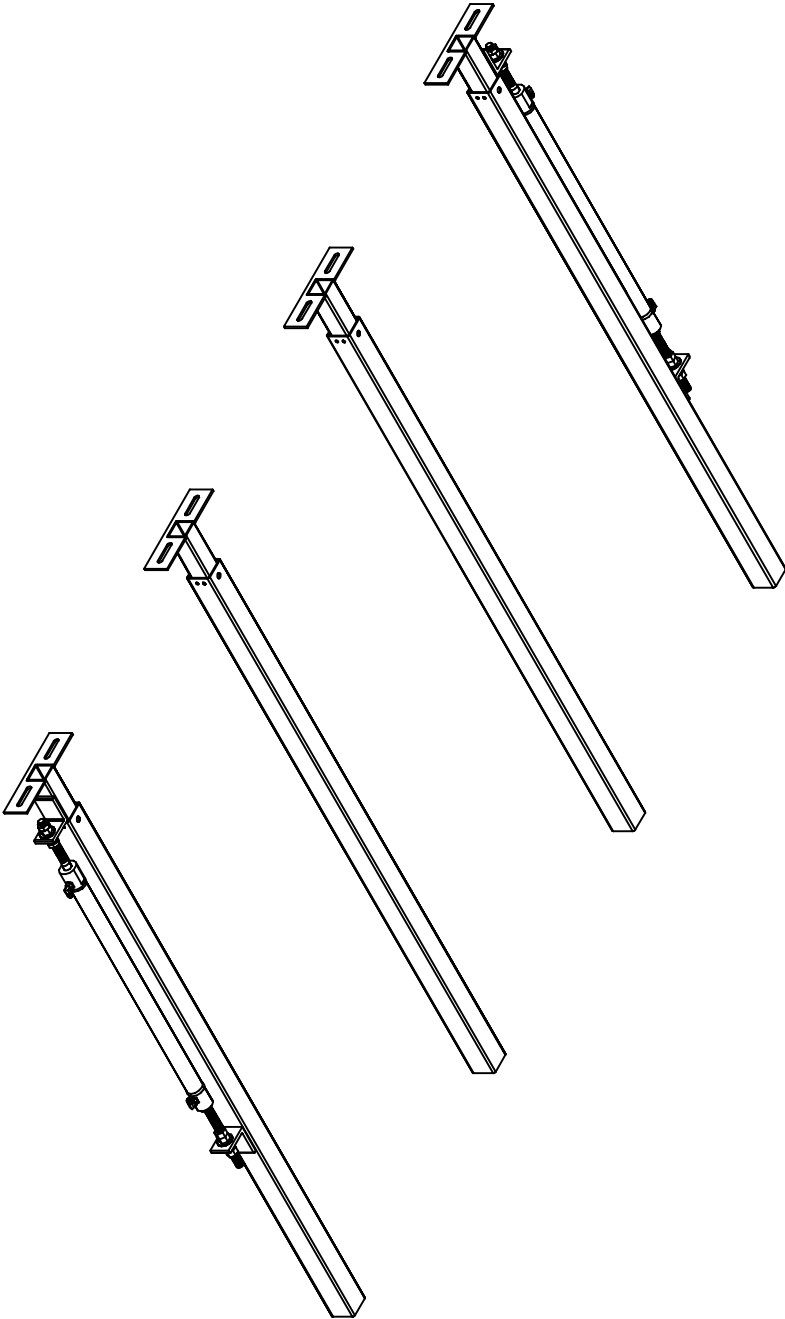
[illegible]



<b>Equalizer</b> 55169 COUNTY ROAD 3 ELKHART, IN 46515		#	REVISIONS Added 4" to outer tubes.		BY:	DATE:	UNLESS OTHERWISE SPECIFIED: TOLERANCES: XXX ± 0.010 .XX ± 0.010 .X ± 0.030 ANG. ± 1/2" REMOVE ALL BURRS AND SHARP EDGES .015 MAX		TITLE MAIN SLIDE ASSEMBLY SIZE SCALE MATERIAL A 1:1		USED ON: FOREST RIVER DIESEL	
NOTICE - This drawing, including principles of design, is the property of Doye Corporation, Elkhart, Indiana, with the agreement that it is not to be reproduced, copied, or loaned in any manner that may constitute a detriment directly or indirectly to Doye Corporation. Acceptance of this will be construed as an agreement of the above.		A			SU	7/17/19			DATE: 4/4/2017 PART NAME: MAIN SLIDE-96" X 24" FR PAGE: 4 OF 4 DWG NO.: P700040 REV: A			

70041 PARTS LIST

PART #	DESCRIPTION	QUAN
1124	FITTING-#4 JIC X #4 OR 90	4
1392	BUTTON-1.5" UHMW	8
1752	BUTTON-3/4" UHMW	16
1862	NUT-5/8-18 GR 2 FHN	12
1866F	WASHER-5/8 FLAT	4
2453	CYLINDER-SLIDE 1 3/8" X 24"	2
2958	ROLLER-1 1/4" OD X 1" LG X 1/2" BORE	4
2959	SHAFT-ROLLER 1/2" X 2"	4
2967	NUT-5/8-18 HEX JAM NUT	6
3290	TUBE-24" OUTER W/CYL BKT-ROLL	2
3291	TUBE-24" OUTER NT-ROLL	2
3292	TUBE-36" DRIVE NT INNER W/ROLLER	2
3293	TUBE-36" DRIVE NT RH INNER W/ROLLER	1
3294	TUBE-36" DRIVE NT LH INNER W/ROLLER	1
0001	ATR-5/8-18 X 8 1/4" LONG	2



**Warranty authorization must come directly**

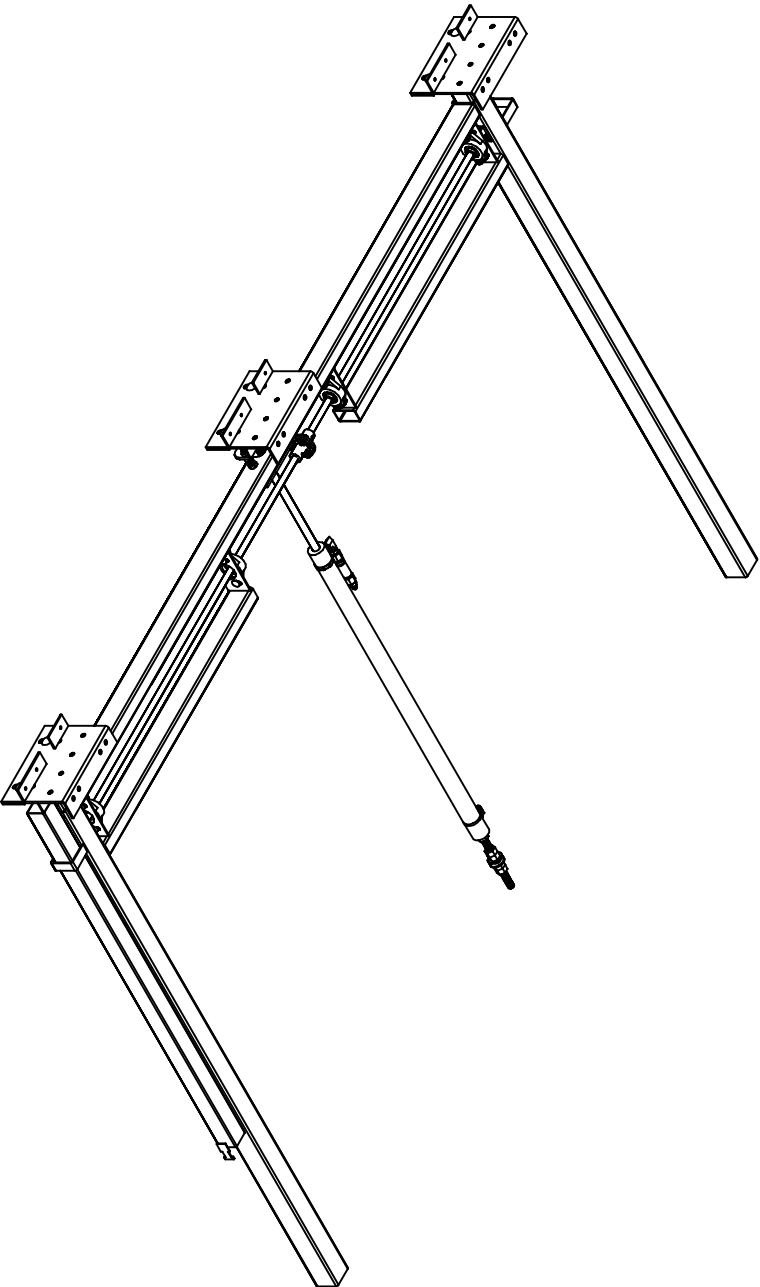
**from Equalizer Systems. (800) 846-9659.**

55169 COUNTRY ROAD 3 ELKHART, IN 46515		#	REVISONS		BY:	DATE:	TITLE		USED ON:	
A		Added 4" to outer tubes.		SJ	7/17/19	MAIN SLIDE ASSEMBLY		FOREST RIVER DIESEL		
<div>NOTICE - This drawing, including principles of design, is the property of Doye Corporation, Elkhart, Indiana, with the agreement that it is not to be reproduced, copied, or loaned in any manner that may constitute a detriment directly or indirectly to Doye Corporation. Acceptance of this will be construed as an agreement of the above.</div>										
<div>UNLESS OTHERWISE SPECIFIED: TOLERANCES: .XXX ± 0.010 .XX ± 0.030 .X ANG. ± 1/2" REMOVE ALL BURRS AND SHARP EDGES .015 MAX</div>										
SIZE SCALE		DATE:		DATE:		PART NAME:		PAGE:		
A 1: 1		9/7/16		DATE:		SLIDE ASSBLY-24" NT 4 ARM-FR		1 OF 2		
AP'D BY		DATE:		DATE:		DWG NO.:		REV:		
—		—		—		P70041		A		



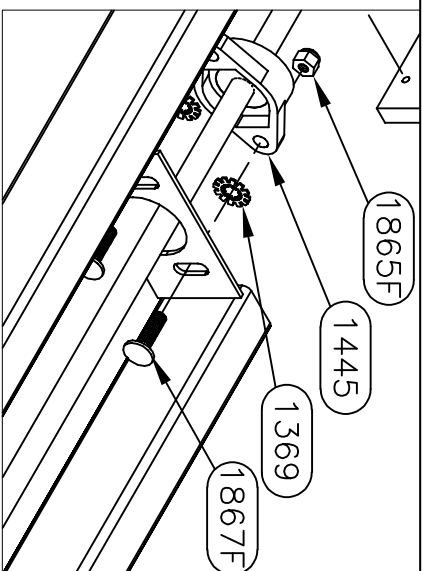
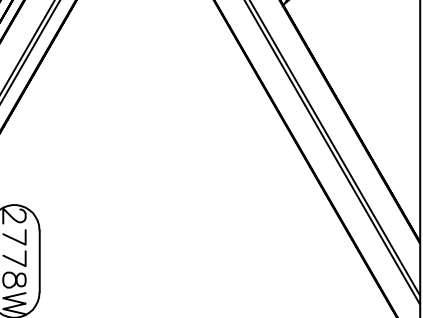
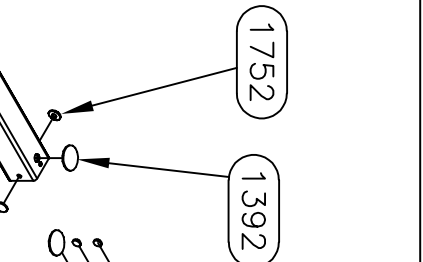
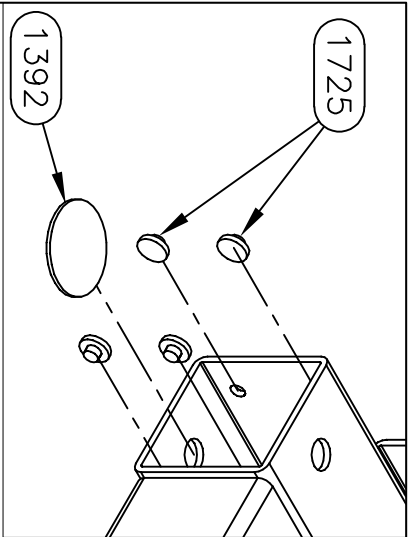


70042 PARTS LIST		
PART #	DESCRIPTION	QUAN
1124	FITTING-#4 JIC X #4 OR MALE 90	1
1146	FITTING-#6 OR X #4 JIC ADAPT	1
1369	WASHER-3/8 EXT/INT TOOTH LOCK	8
1392	BUTTON-1.5" UHMW	6
1403	FITTING-RESTRICTOR #6 X #4	1
1445	BEARING-2 BOLT FLANGE	4
1725	BUTTON-1/2" UHMW	8
1728L	TUBE-36" DRIVE LH	1
1728R	TUBE-36" DRIVE RH	1
1731	SHAFT-5/8 X 41 5/8 COLD ROLL	1
1752	BUTTON-3/4" UHMW	4
1862	NUT-5/8-18 GR 2 FHN	6
1863F	PIN-3/16 X 1 1/4 SPRING	2
1865F	NUT-3/8-16 NYLOCK Z	8
1866F	WASHER-5/8 FLAT	4
1867F	BOLT-3/8-16 X 1 1/4 CARRIAGE ZINC	8
1891DD	NUT-1/2-20 NYLOCK	1
1925	BRACKET-CYLINDER MOUNT MAIN	1
1938DD	WASHER-1/4 FLAT	2
1947DD	BOLT-1/4-20 X 1 1/4 HHCS	1
2368	CYLINDER-SLIDE 1 3/8" X 32	1
2404	VALVE-ANTI CREEP	1
2451	FITTING-#4 FEM X #4 O-RING 90	1
2499	SCREW-1/4 X 1 1/4 TEK	2
2539	COUPLING-5/8" TIMING SHAFT	2
2561	WASHER-5/8 STAR	1
2593	SCREW-1/4-20 X FLANGE	3
2594	NUT-1/4-20 FLANGE	3
2619	FRAME-96 X 20 MAIN-FR	1
2625	SHAFT-5/8 X 52 1/8 COLD ROLL	1
2669	BOLT-1/2-13 X 3 TAP GR 5	2
2670	NUT-1/2-13 JAM	2
2778W	GUARD-CYLINDER ROD	1
2967	NUT-5/8-18 HEX JAM NUT	2
3471	TUBE-ELECTRIC CORD-2" SQUARE	1

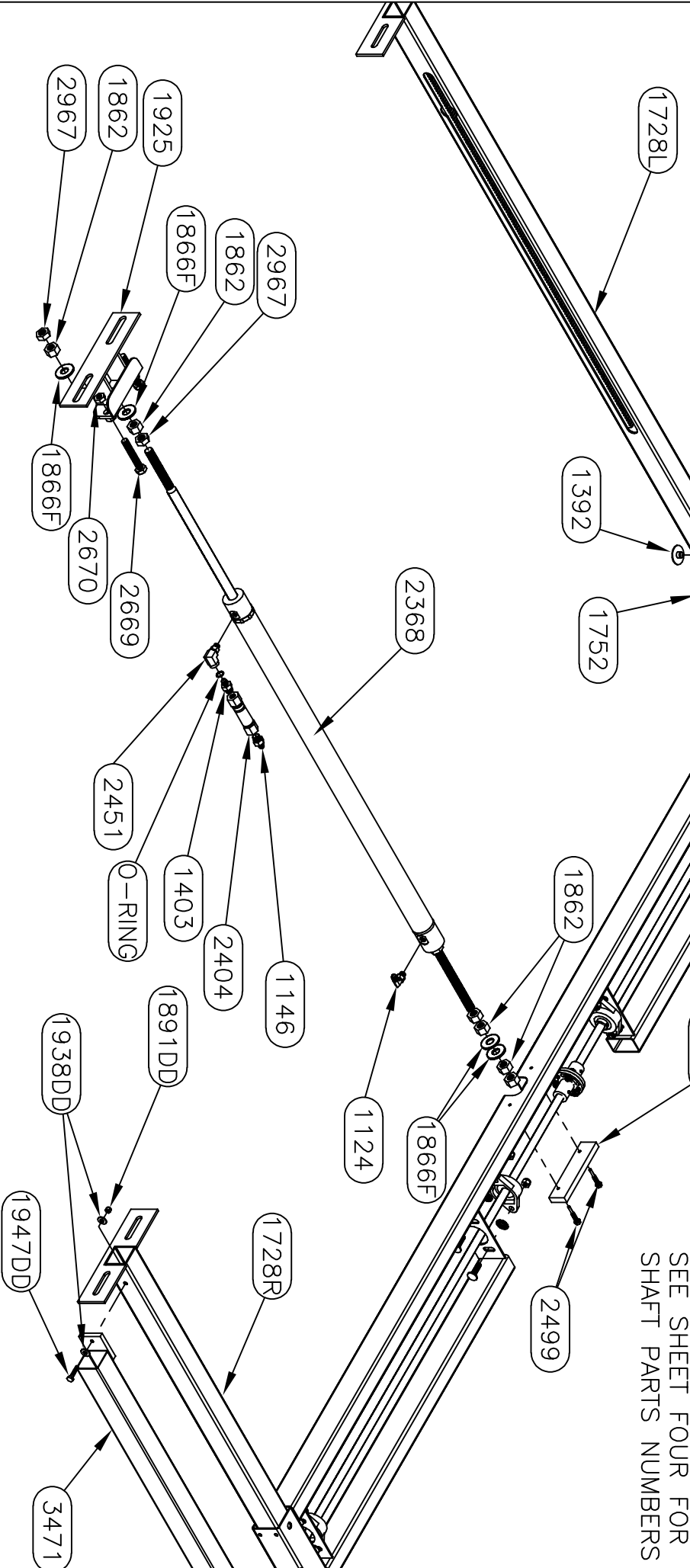


**Warranty authorization must come directly from Equalizer Systems. (800) 846-9659.**

55169 COUNTRY ROAD 3 ELKHART, IN 46515		#		UNLESS OTHERWISE SPECIFIED:		TITLE		USED ON:	
Equalizer		A		CHANGED E-CORD TUBE FROM 3283 TO 3471		MAIN SLIDE ASSEMBLY		FOREST RIVER DIESEL	
NOTICE – This drawing, including principles of design, is the property of Doye Corporation, Elkhart, Indiana, with the agreement that it is not to be reproduced, copied, or loaned in any manner that may constitute a detriment directly or indirectly to Doye Corporation. Acceptance of this will be construed as an agreement of the above.		B		Added 4" to outer tubes.		SIZE SCALE MATERIAL		PART NAME:	
				BY: SJ		A 1: 1		MAIN SLIDE-96" X 32" FR	
				DATE: 2/13/18		DRW BY: SJ		PAGE: 1 OF 4	
				7/18/19		DATE: 4/4/2017		DWG NO.: P70042	
						APP'D BY: —		REV: B	



SEE SHEET FOUR FOR  
SHAFT PARTS NUMBERS



**Equulizer**

55169 COUNTRY ROAD 3  
ELKHART, IN 46515

#

A

CHANGED E-CORD TUBE FROM 3283 TO 3471

REVISIONS

B

Added 4" to outer tubes.

BY:

SJ

DATE:

2/13/18

UNLESS OTHERWISE  
SPECIFIED:  
TOLERANCES:  
.XXX ± 0.010  
.XX ± 0.010  
.X ± 0.030  
ANG. ± 1/2"

REMOVE ALL BURRS AND  
SHARP EDGES .015 MAX

TITLE  
MAIN SLIDE ASSEMBLY  
SIZE SCALE MATERIAL

USED ON:  
FOREST RIVER DIESEL

DRW BY:

SJ

DATE:

4/4/2017

PART NAME:  
MAIN SLIDE-96" X 32" FR

PAGE:  
2 OF 4

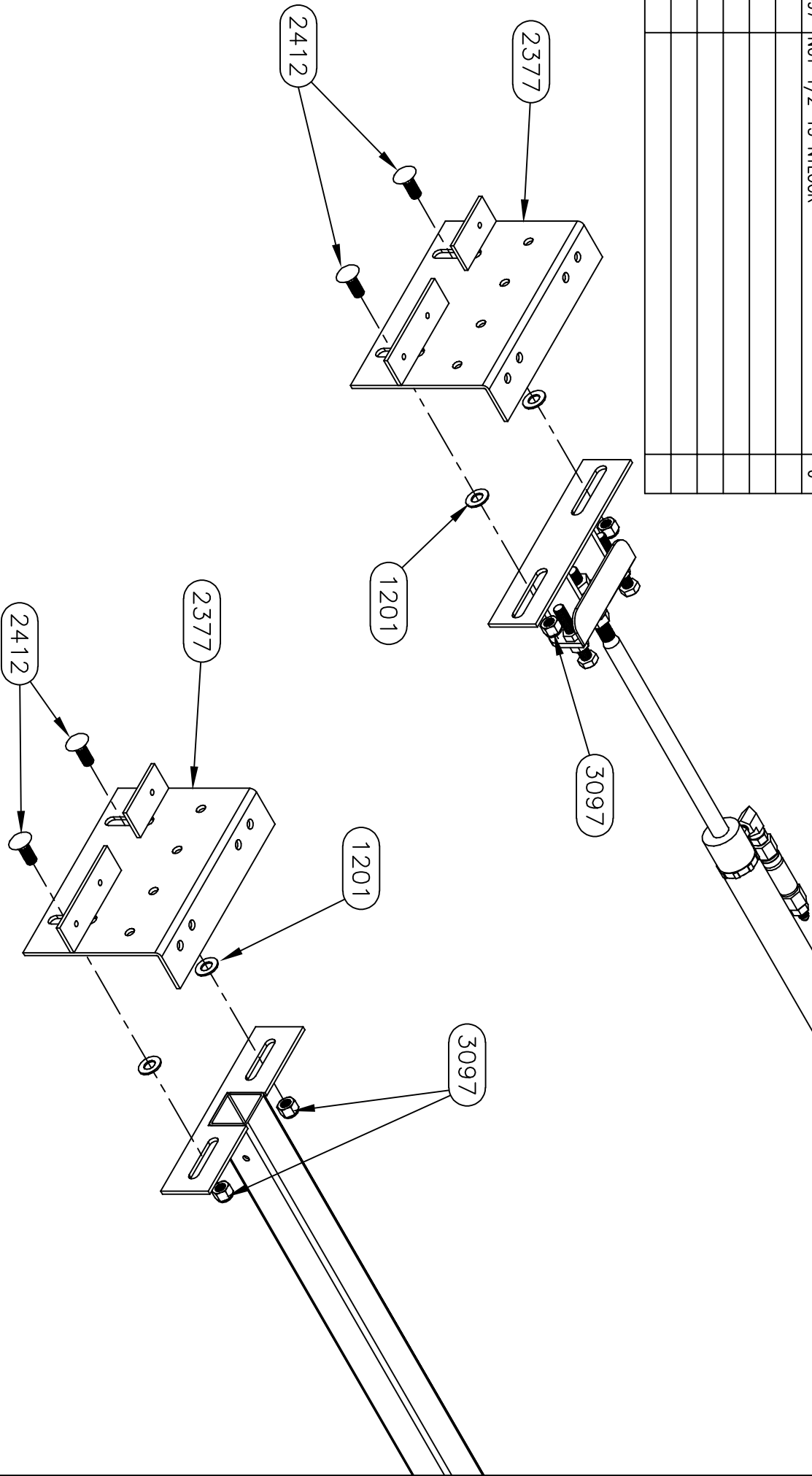
DWG NO.:  
P700042

REV:  
B

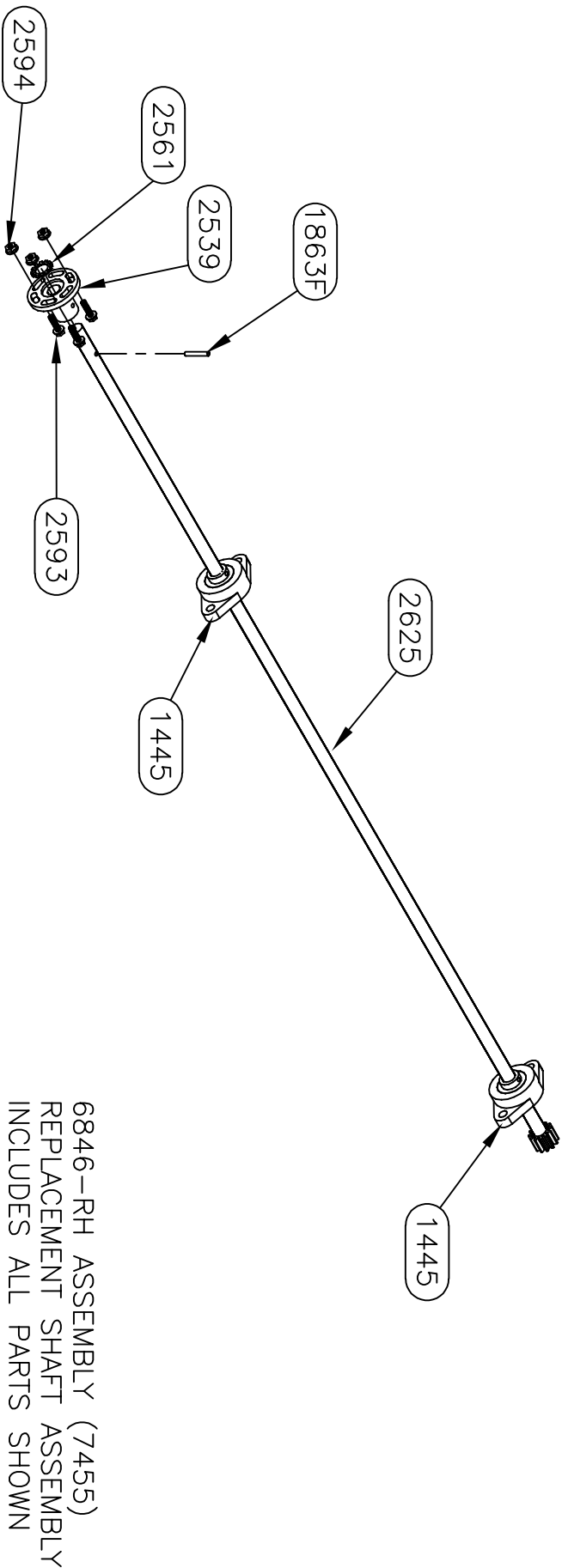
NOTICE - This drawing, including principles of design, is the property of Days Corporation, Elkhart, Indiana, with the agreement that it is not to be reproduced, copied, or loaned in any manner that may constitute a detriment directly or indirectly to Days Corporation. Acceptance of this will be construed as an agreement of the above.

7258HD PARTS LIST

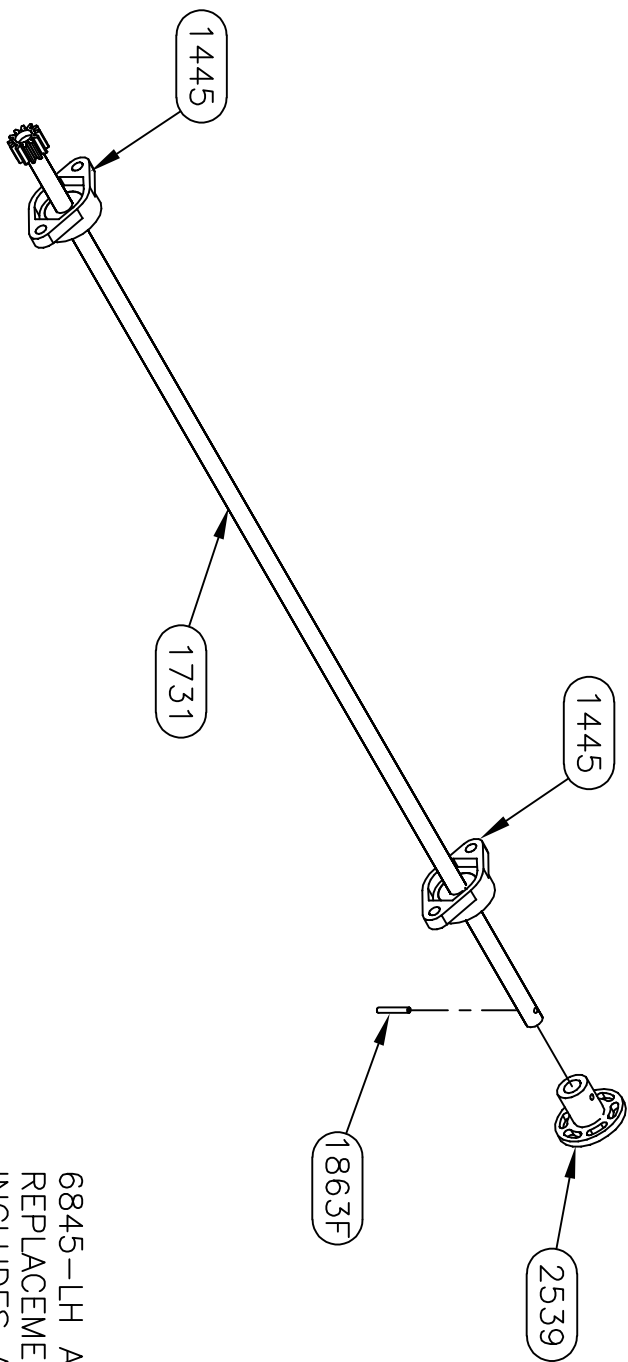
PART#	DESCRIPTION	QUAN
1201	WASHER-1/2 SAE FLAT ZINC	6
2377	PLATE-ROOM MOUNT PLATE-FR DIN	3
2412	BOLT-1/2-13 X 1 1/4 G5 ZINC CARRIAGE	6
3097	NUT-1/2-13 NYLOCK	6



<b>Equalizer</b>		55169 COUNTRY ROAD 3 ELKHART, IN 46515		#	REVISIONS		UNLESS OTHERWISE SPECIFIED:		TITLE		USED ON:	
				A	CHANGED E-CORD TUBE FROM 3283 TO 3471		BY: SJ 2/13/18		MAIN SLIDE ASSEMBLY		FOREST RIVER DIESEL	
				B	Added 4" to outer tubes.		BY: SJ 7/18/19		SIZE SCALE MATERIAL		PART NAME:	
									A 1: 1		DRAW BY: 4/4/2017	
									DATE: 4/4/2017		PAGE: 3 OF 4	
									DATE: 4/4/2017		DWG NO.: P70042	
									DATE: 4/4/2017		REV: B	
									DATE: 4/4/2017		REV: B	
									DATE: 4/4/2017		REV: B	
									DATE: 4/4/2017		REV: B	
									DATE: 4/4/2017		REV: B	
									DATE: 4/4/2017		REV: B	
									DATE: 4/4/2017		REV: B	
									DATE: 4/4/2017		REV: B	
									DATE: 4/4/2017		REV: B	
									DATE: 4/4/2017		REV: B	
									DATE: 4/4/2017		REV: B	
									DATE: 4/4/2017		REV: B	
									DATE: 4/4/2017		REV: B	
									DATE: 4/4/2017		REV: B	
									DATE: 4/4/2017		REV: B	
									DATE: 4/4/2017		REV: B	
									DATE: 4/4/2017		REV: B	
									DATE: 4/4/2017		REV: B	
									DATE: 4/4/2017		REV: B	
									DATE: 4/4/2017		REV: B	
									DATE: 4/4/2017		REV: B	
									DATE: 4/4/2017		REV: B	
									DATE: 4/4/2017		REV: B	
									DATE: 4/4/2017		REV: B	
									DATE: 4/4/2017		REV: B	
									DATE: 4/4/2017		REV: B	
									DATE: 4/4/2017		REV: B	
									DATE: 4/4/2017		REV: B	
									DATE: 4/4/2017		REV: B	
									DATE: 4/4/2017		REV: B	
									DATE: 4/4/2017		REV: B	
									DATE: 4/4/2017		REV: B	
									DATE: 4/4/2017		REV: B	
									DATE: 4/4/2017		REV: B	
									DATE: 4/4/2017		REV: B	
									DATE: 4/4/2017		REV: B	
									DATE: 4/4/2017		REV: B	
									DATE: 4/4/2017		REV: B	
									DATE: 4/4/2017		REV: B	
									DATE: 4/4/2017		REV: B	
									DATE: 4/4/2017		REV: B	
									DATE: 4/4/2017		REV: B	
									DATE: 4/4/2017		REV: B	
									DATE: 4/4/2017		REV: B	
									DATE: 4/4/2017		REV: B	
									DATE: 4/4/2017		REV: B	
									DATE: 4/4/2017		REV: B	
									DATE: 4/4/2017		REV: B	
									DATE: 4/4/2017		REV: B	
									DATE: 4/4/2017		REV: B	
									DATE: 4/4/2017		REV: B	
									DATE: 4/4/2017		REV: B	
									DATE: 4/4/2017		REV: B	
									DATE: 4/4/2017		REV: B	
									DATE: 4/4/2017		REV: B	
									DATE: 4/4/2017		REV: B	
									DATE: 4/4/2017		REV: B	
									DATE: 4/4/2017		REV: B	
									DATE: 4/4/2017		REV: B	
									DATE: 4/4/2017		REV: B	
									DATE: 4/4/2017		REV: B	
									DATE: 4/4/2017		REV: B	
									DATE: 4/4/2017		REV: B	
									DATE: 4/4/2017		REV: B	
									DATE: 4/4/2017		REV: B	
									DATE: 4/4/2017		REV: B	
									DATE: 4/4/2017		REV: B	
									DATE: 4/4/2017		REV: B	
									DATE: 4/4/2017		REV: B	
									DATE: 4/4/2017		REV: B	
									DATE: 4/4/2017		REV: B	
									DATE: 4/4/2017		REV: B	
									DATE: 4/4/2017		REV: B	
									DATE: 4/4/2017		REV: B	
									DATE: 4/4/2			



6846-RH ASSEMBLY (7455)  
REPLACEMENT SHAFT ASSEMBLY  
INCLUDES ALL PARTS SHOWN

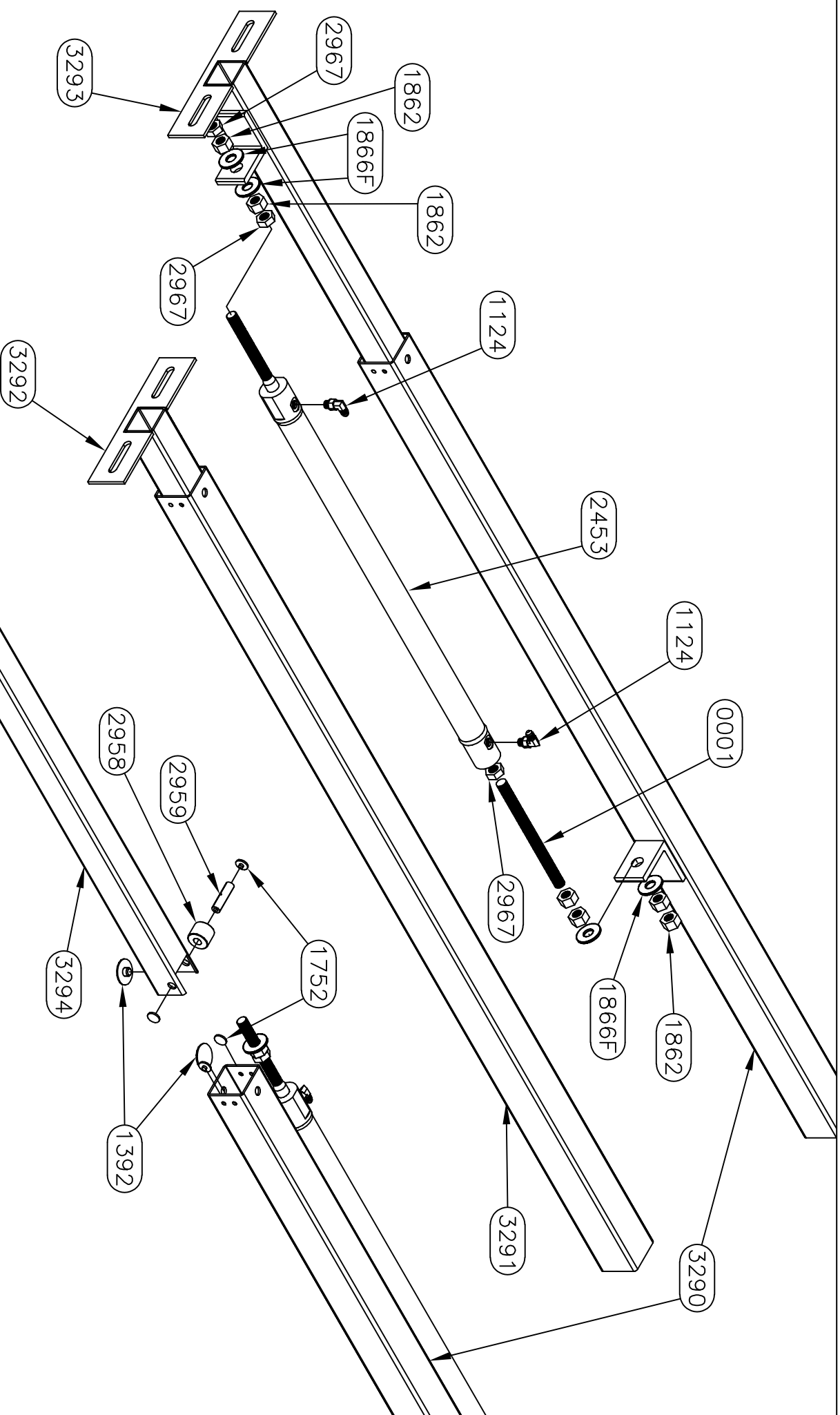


6845-LH ASSEMBLY (7455)  
REPLACEMENT SHAFT ASSEMBLY  
INCLUDES ALL PARTS SHOWN

<b>Equalizer</b>		55169 COUNTY ROAD 3 ELKHART, IN 46515			
#	REVISIONS	BY:	DATE:	UNLESS OTHERWISE SPECIFIED:	
A	CHANGED E-CORD TUBE FROM 3283 TO 3471	SJ	2/13/18	TOLERANCES:	
B	Added 4" to outer tubes.	SJ	7/18/19	.XXX ± 0.010	
				.X ± 0.030	
				ANG. ± 1/2°	
				REMOVE ALL BURRS AND SHARP EDGES .015 MAX	
TITLE		MAIN SCALE		DATE:	
MAIN SLIDE ASSEMBLY		1:1		4/4/2017	
USED ON:		PART NAME:		PAGE:	
FOREST RIVER DIESEL		MAIN SLIDE-96" X 32" FR		4 OF 4	
		DWG NO.:		REV:	
		P70042		B	

NOTICE - This drawing, including principles of design, is the property of Doye Corporation, Elkhart, Indiana, with the agreement that it is not to be reproduced, copied, or loaned in any manner that may constitute a detriment directly or indirectly to Doye Corporation. Acceptance of this will be construed as an agreement of the above.





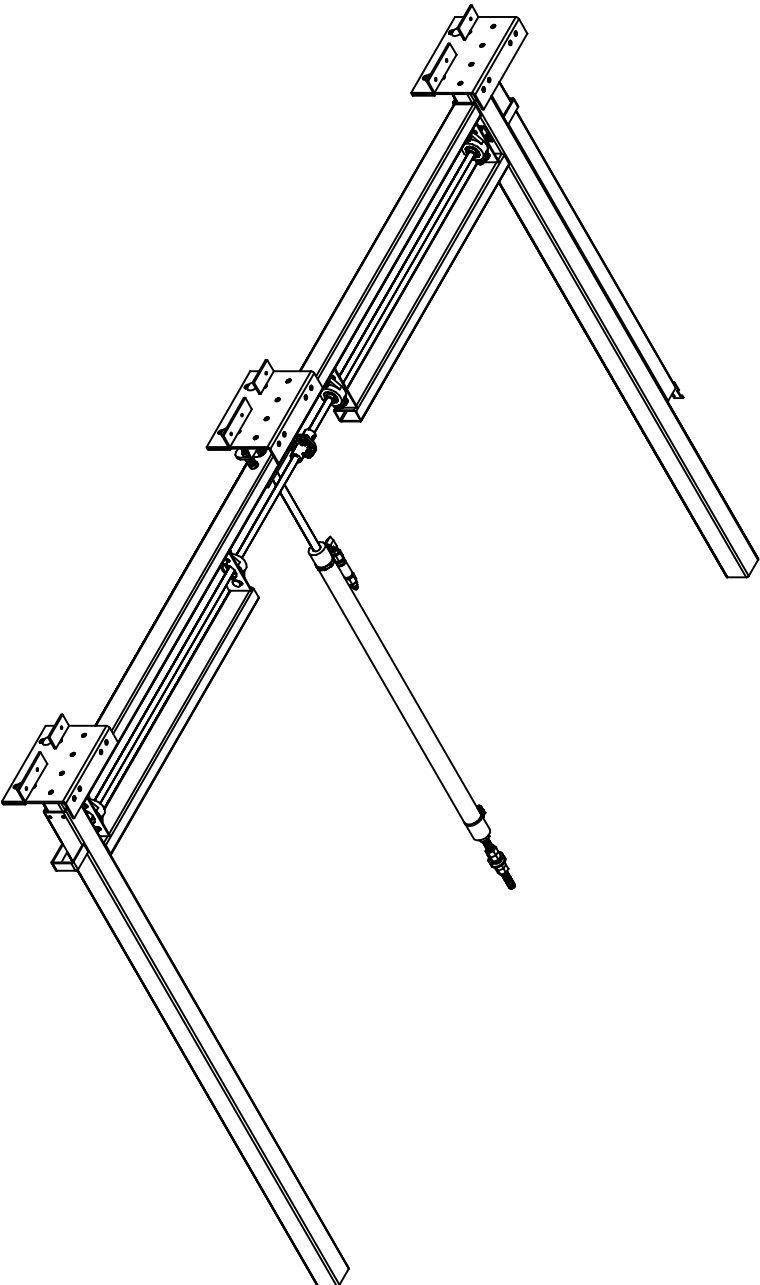
*Equalizer*

55169 COUNTRY ROAD 3  
ELKHART, IN 46515

NOTICE - This drawing, including principles of design, is the property of Days Corporation, Elkhart, Indiana, with the agreement that it is not to be reproduced, copied, or loaned in any manner that may constitute a detriment directly or indirectly to Days Corporation. Acceptance of this will be construed as an agreement of the above.

#		REVISIONS		BY:	DATE:	UNLESS OTHERWISE SPECIFIED:		TITLE		USED ON:	
A		Added 4" to outer tube.		SJ	7/18/19	TOLERANCES:		MAIN SLIDE ASSEMBLY		FOREST RIVER DIESEL	
B		Changed RH drive assembly to LH		SJ	10/1/20	.XXX ± 0.010		SIZE SCALE MATERIAL			
						.XX ± 0.020		A 1: 1			
						ANG. ± 1/2"		DATE: 9/9/16		PART NAME:	
						REMOVE ALL BURRS AND SHARP EDGES .015 MAX		AP'D BY DATE:		SLIDE ASSBLY-24" NT 6 ARM-FR	
								PAGE: 2 OF 2		DWG NO.: P70043	
										REV: B	

70058 PARTS LIST		
PART #	DESCRIPTION	QUAN
1124	FITTING-#4 JIC X #4 OR MALE 90	1
1146	FITTING-#6 OR X #4 JIC ADAPT	1
1369	WASHER-3/8 EXT/INT TOOTH LOCK	8
1392	BUTTON-1.5" UHMW	6
1403	FITTING-RESTRICTOR #6 X #4	1
1445	BEARING-2 BOLT FLANGE	4
1725	BUTTON-1/2" UHMW	8
1728L	TUBE-36" DRIVE LH	1
1728R	TUBE-36" DRIVE RH	1
1731	SHAFT-5/8 X 41 5/8 COLD ROLL	1
1752	BUTTON-3/4" UHMW	4
1862	NUT-5/8-18 GR 2 FHN	6
1863F	PIN-3/16 X 1 1/4 SPRING	2
1865F	NUT-3/8-16 NYLOCK Z	8
1866F	WASHER-5/8 FLAT	4
1867F	BOLT-3/8-16 X 1 1/4 CARRIAGE ZINC	8
1891DD	NUT-1/2-20 NYLOCK	1
1925	BRACKET-CYLINDER MOUNT MAIN	1
1938DD	WASHER-1/4 FLAT	2
1947DD	BOLT-1/4-20 X 1 1/4 HHCS	1
2368	CYLINDER-SLIDE 1 3/8" X 32	1
2404	VALVE-ANTI CREEP	1
2451	FITTING-#4 FEM X #4 O-RING 90	1
2499	SCREW-1/4 X 1 1/4 TEK	2
2539	COUPLING-5/8" TIMING SHAFT	2
2561	WASHER-5/8 STAR	1
2593	SCREW-1/4-20 X FLANGE	3
2594	NUT-1/4-20 FLANGE	3
2619	FRAME-96 X 20 MAIN-FR	1
2625	SHAFT-5/8 X 52 1/8 COLD ROLL	1
2669	BOLT-1/2-13 X 3 TAP GR 5	2
2670	NUT-1/2-13 JAM	2
2778W	GUARD-CYLINDER ROD	1
2967	NUT-5/8-18 HEX JAM NUT	2
3471	TUBE-ELECTRIC CORD-2" SQUARE	1



**Warranty authorization must come directly from Equalizer Systems. (800) 846-9659.**

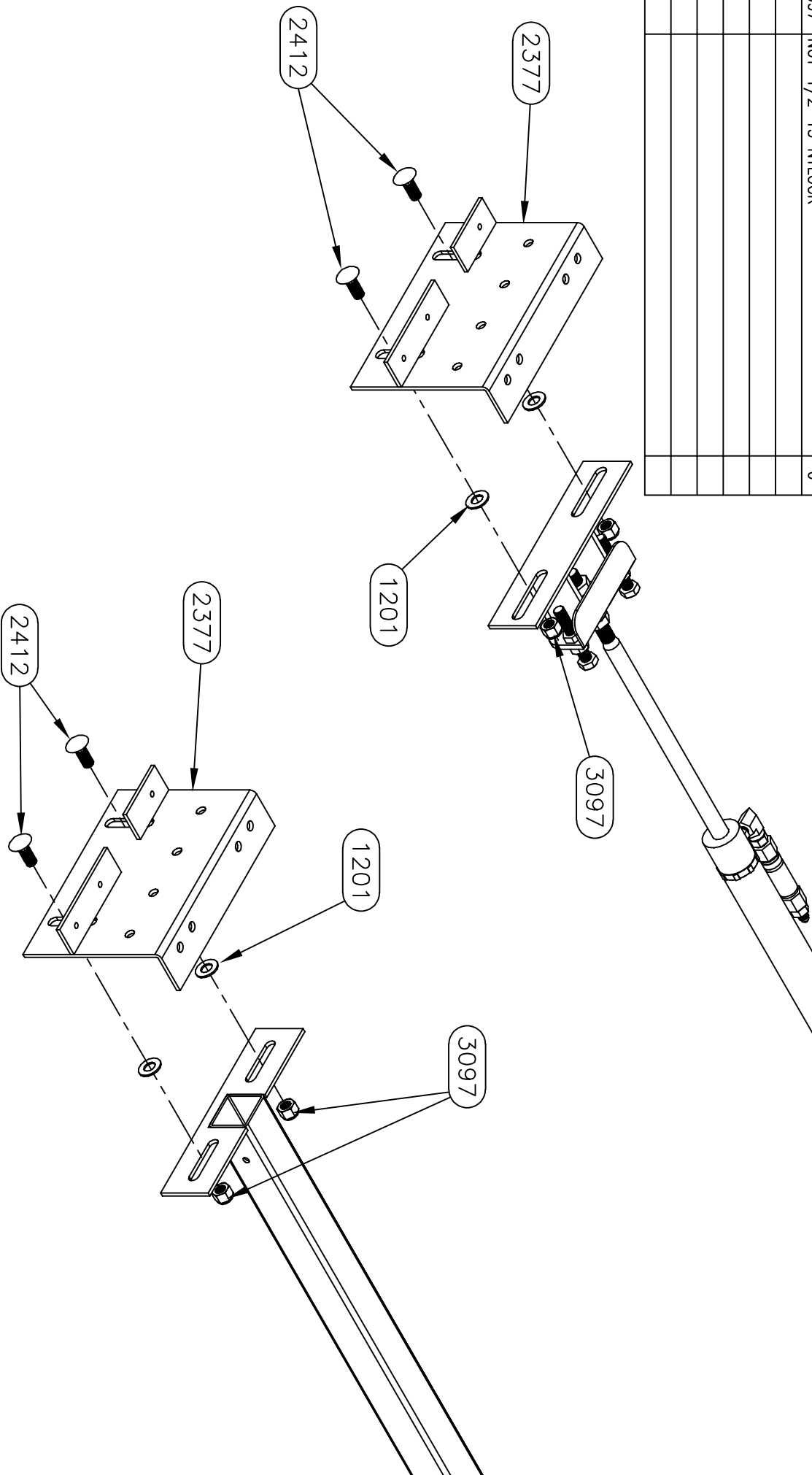
<div> <div>55169 COUNTRY ROAD 3</div> <div>ELKHART, IN 46515</div> </div>			<div> <div>55169 COUNTRY ROAD 3</div> <div>ELKHART, IN 46515</div> </div>		
<div> <div>Equalizer</div> <div>55169 COUNTRY ROAD 3</div> <div>ELKHART, IN 46515</div> </div>			<div> <div>Equalizer</div> <div>55169 COUNTRY ROAD 3</div> <div>ELKHART, IN 46515</div> </div>		
<div> <div>NOTICE - This drawing, including principles of design, is the property of Doye Corporation, Elkhart, Indiana, with the agreement that it is not to be reproduced, copied, or loaned in any manner that may constitute a detriment directly or indirectly to Doye Corporation. Acceptance of this will be construed as an agreement of the above.</div> </div>			<div> <div>NOTICE - This drawing, including principles of design, is the property of Doye Corporation, Elkhart, Indiana, with the agreement that it is not to be reproduced, copied, or loaned in any manner that may constitute a detriment directly or indirectly to Doye Corporation. Acceptance of this will be construed as an agreement of the above.</div> </div>		
<div> <div>CHANGED E-CORD TUBE FROM 3283 TO 3471</div> <div>Added 4" to outer tube.</div> </div>			<div> <div>CHANGED E-CORD TUBE FROM 3283 TO 3471</div> <div>Added 4" to outer tube.</div> </div>		
<div> <div>BY: SJ</div> <div>DATE: 2/13/18</div> </div>			<div> <div>BY: SJ</div> <div>DATE: 2/13/18</div> </div>		
<div> <div>UNLESS OTHERWISE SPECIFIED:</div> <div>TOLERANCES:</div> <div>.XXX ± 0.010</div> <div>.XX ± 0.010</div> <div>.X ± 0.020</div> <div>ANG. ± 1/2°</div> <div>REMOVE ALL BURRS AND SHARP EDGES .015 MAX</div> </div>			<div> <div>UNLESS OTHERWISE SPECIFIED:</div> <div>TOLERANCES:</div> <div>.XXX ± 0.010</div> <div>.XX ± 0.010</div> <div>.X ± 0.020</div> <div>ANG. ± 1/2°</div> <div>REMOVE ALL BURRS AND SHARP EDGES .015 MAX</div> </div>		
<div> <div>TITLE</div> <div>MAIN SLIDE ASSEMBLY</div> <div>SIZE SCALE MATERIAL</div> <div>DRW BY: SU</div> <div>DATE: 6/6/17</div> <div>PAGE: 1 OF 4</div> </div>			<div> <div>TITLE</div> <div>MAIN SLIDE ASSEMBLY</div> <div>SIZE SCALE MATERIAL</div> <div>DRW BY: SU</div> <div>DATE: 6/6/17</div> <div>PAGE: 1 OF 4</div> </div>		
<div> <div>USED ON:</div> <div>FOREST RIVER DIESEL</div> </div>			<div> <div>USED ON:</div> <div>FOREST RIVER DIESEL</div> </div>		
<div> <div>PART NAME:</div> <div>MAIN SLIDE-96" X 32"-FR-LT</div> </div>			<div> <div>PART NAME:</div> <div>MAIN SLIDE-96" X 32"-FR-LT</div> </div>		
<div> <div>REV:</div> <div>B</div> </div>			<div> <div>REV:</div> <div>B</div> </div>		





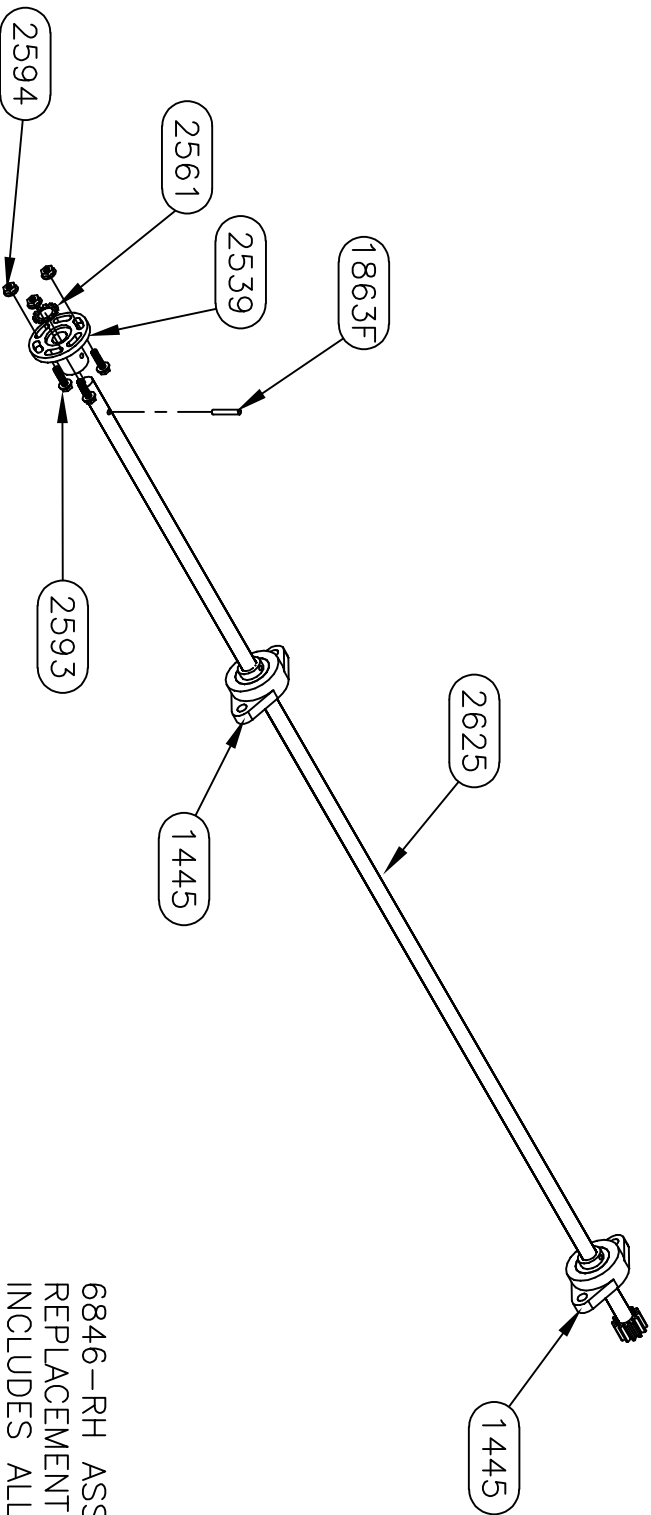
7258HD PARTS LIST

PART#	DESCRIPTION	QUAN
1201	WASHER-1/2 SAE FLAT ZINC	6
2377	PLATE-ROOM MOUNT PLATE-FR DIN	3
2412	BOLT-1/2-13 X 1 1/4 G5 ZINC CARRIAGE	6
3097	NUT-1/2-13 NYLOCK	6

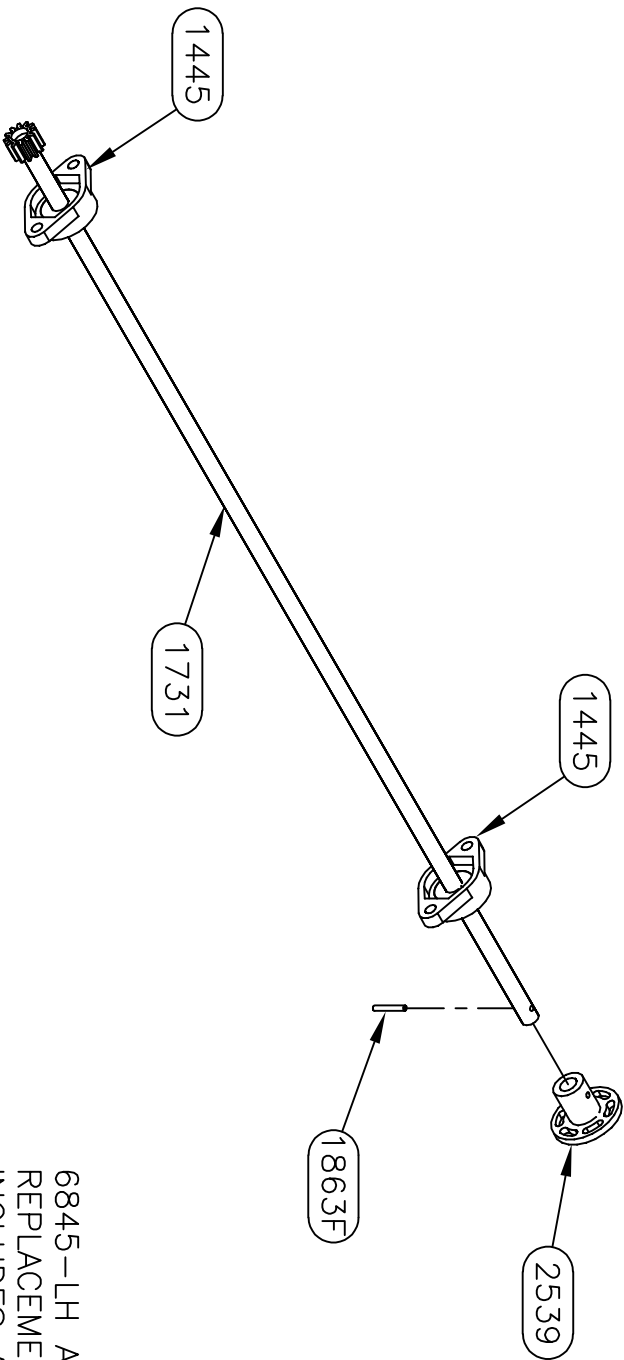


<b>Equalizer</b>		55169 COUNTRY ROAD 3 ELKHART, IN 46515	
#	REVISIONS	BY:	DATE:
A	CHANGED E-CORD TUBE FROM 3283 TO 3471	SJ	2/13/18
B	Added 4" to outer tube.	SJ	7/18/19
NOTICE - This drawing, including principles of design, is the property of Days Corporation, Elkhart, Indiana, with the agreement that it is not to be reproduced, copied, or loaned in any manner that may constitute a detriment directly or indirectly to Days Corporation. Acceptance of this will be construed as an agreement of the above.			
UNLESS OTHERWISE SPECIFIED:		TITLE	
TOLERANCES:		MAIN SLIDE ASSEMBLY	
.XXX ± 0.010		USED ON:	
.XX ± 0.030		FOREST RIVER DIESEL	
.X ANG. ± 1/2°		PART NAME:	
REMOVE ALL BURRS AND SHARP EDGES .015 MAX		MAIN SLIDE-96" X 32"-FR-LT	
DRAW BY:		PAGE	
A 1:1		3 OF 4	
DATE:		DWG NO.:	
6/6/17		P700058	
APP'D		REV:	
—		B	

NOTICE - This drawing, including principles of design, is the property of Doye Corporation, Elkhart, Indiana, with the agreement that it is not to be reproduced, copied, or loaned in any manner that may constitute a detriment directly or indirectly to Doye Corporation. Acceptance of this will be construed as an agreement of the above.



6846-RH ASSEMBLY (7455)  
REPLACEMENT SHAFT ASSEMBLY  
INCLUDES ALL PARTS SHOWN



6845-LH ASSEMBLY (7455)  
REPLACEMENT SHAFT ASSEMBLY  
INCLUDES ALL PARTS SHOWN

<b>Equalizer</b>		55169 COUNTY ROAD 3 ELKHART, IN 46515			
#	REVISIONS	BY:	DATE:	UNLESS OTHERWISE SPECIFIED:	
A	CHANGED E-CORD TUBE FROM 3283 TO 3471	SJ	2/13/18	TOLERANCES:	
B	Added 4" to outer tube.	SJ	7/18/19	.XXX ± 0.010	
				.XX ± 0.030	
				ANG. ± 1/2°	
				REMOVE ALL BURRS AND SHARP EDGES .015 MAX	
TITLE		MAIN SLIDE ASSEMBLY		USED ON:	
SIZE SCALE		1:1		FOREST RIVER DIESEL	
DRAW BY:		DATE:		PART NAME:	
SU		6/6/17		MAIN SLIDE-96" X 32"-FR-LT	
AP'D BY:		DATE:		PAGE:	
—		—		4 OF 4	
				DWG. NO.: P700058	
				REV: B	

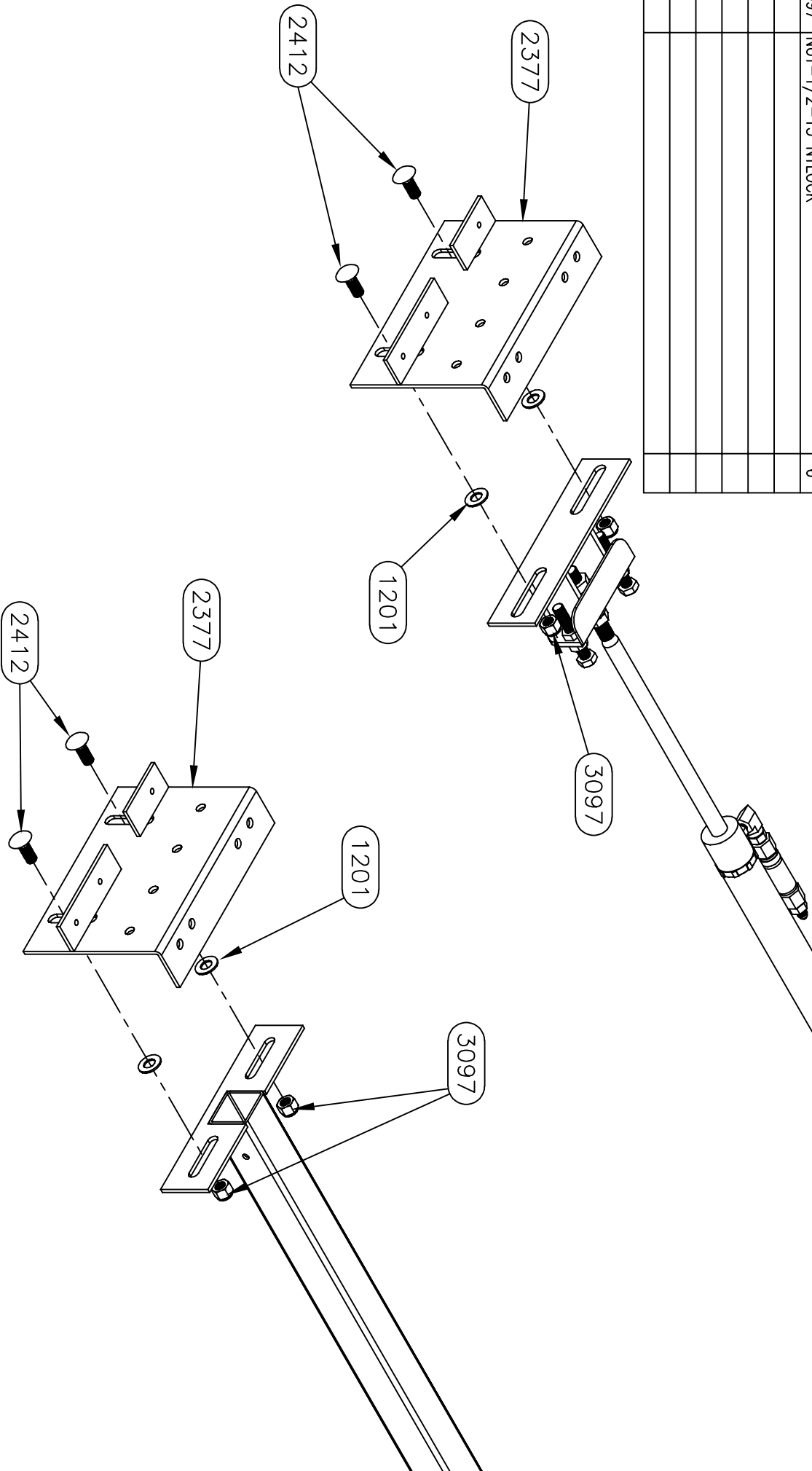
NOTICE – This drawing, including principles of design, is the property of Doye Corporation, Elkhart, Indiana, with the agreement that it is not to be reproduced, copied, or loaned in any manner that may constitute a detriment directly or indirectly to Doye Corporation. Acceptance of this will be construed as an agreement of the above.





7258HD PARTS LIST

PART#	DESCRIPTION	QUAN
1201	WASHER-1/2 SAE FLAT ZINC	6
2377	PLATE-ROOM MOUNT PLATE-FR DIN	3
2412	BOLT-1/2-13 X 1 1/4 G5 ZINC CARRIAGE	6
3097	NUT-1/2-13 NYLOCK	6



<b>Equalizer</b>			55169 COUNTRY ROAD 3 ELKHART, IN 46515		#	REVISIONS		BY:	DATE:	UNLESS OTHERWISE SPECIFIED:		TITLE		USED ON:	
										TOLERANCES:		MAIN SLIDE ASSEMBLY		FOREST RIVER DIESEL	
										.XXX ± 0.010		SIZE SCALE MATERIAL			
										.XX ± 0.010		A 1: 1			
										.X ± 0.030		DRW BY: 1/17/20		PART NAME:	
										ANG. ± 1/2"		SU		MAIN SLIDE-96" X 32"-FR-LT-2021	
										REMOVE ALL BURRS AND SHARP EDGES .015 MAX		AP'D BY DATE:		PAGE: 3 OF 4	
														DWG NO.: P70058A	
														REV:	

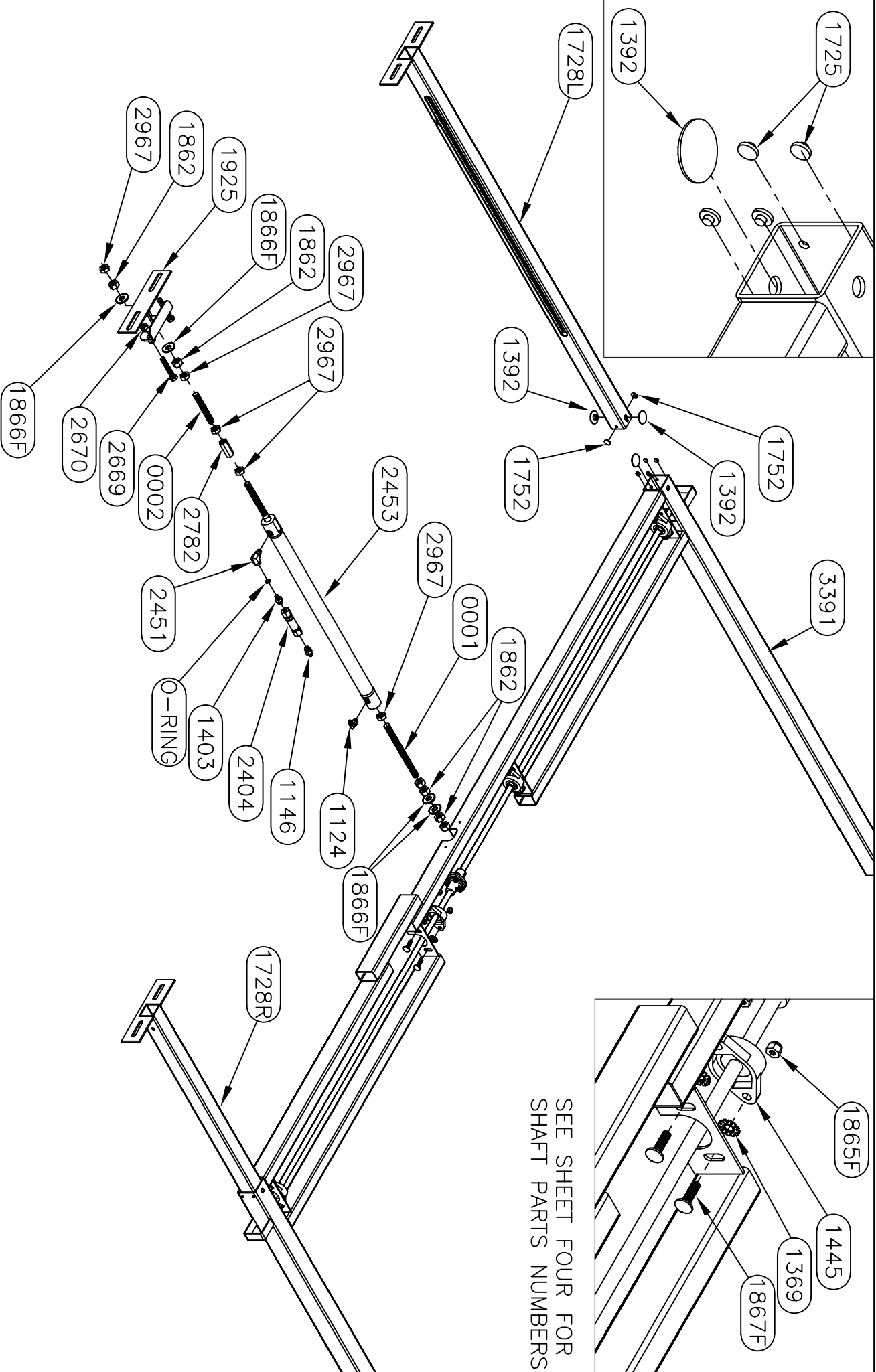
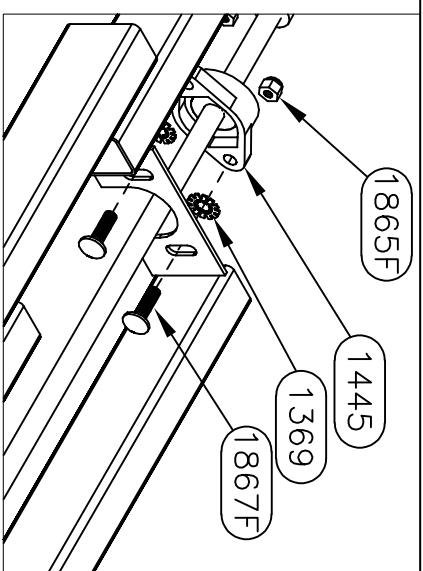
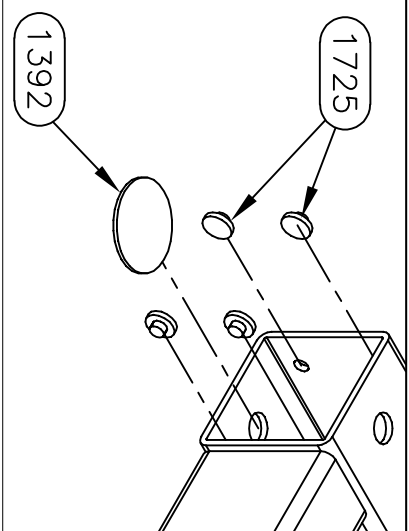
NOTICE - This drawing, including principles of design, is the property of Doye Corporation, Elkhart, Indiana, with the agreement that it is not to be reproduced, copied, or loaned in any manner that may constitute a detriment directly or indirectly to Doye Corporation. Acceptance of this will be construed as an agreement of the above.



USED ON:	FOREST RIVER DIESEL
----------	---------------------

A	1	1	---	---	---	---
DRW BY:	DATE:	PART NAME:				
SJ	1/17/20	MAN SLIDE-96" X 32"-FR-LT-2021				
APP'D BY:	DATE:	PAGE:	DWG NO.:		REV:	
---	---	4 OF 4	P70058A		---	



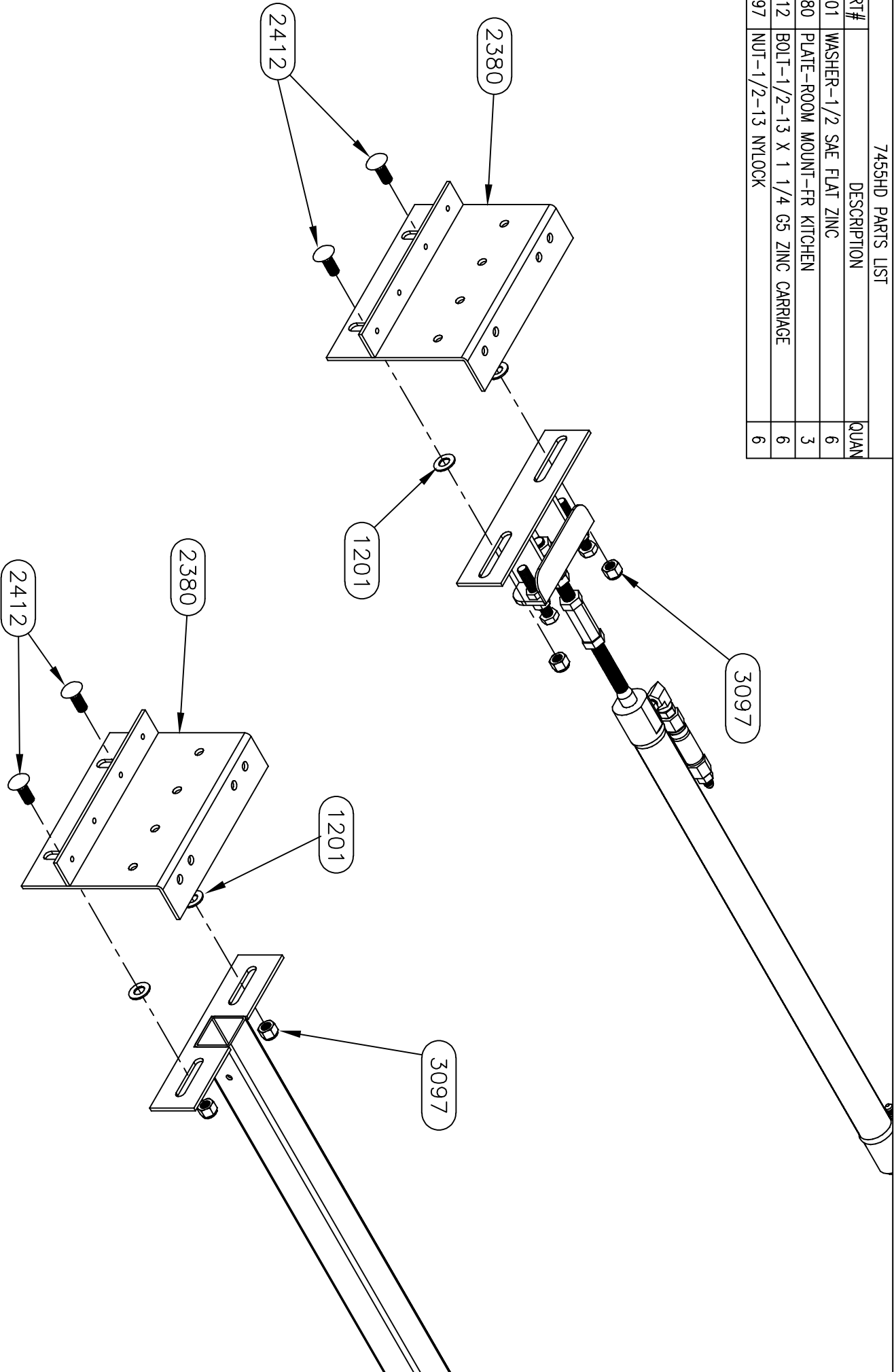


SEE SHEET FOUR FOR  
SHAFT PARTS NUMBERS

<i>Equalizer</i>		55169 COUNTY ROAD 3 ELKHART, IN 46515	
#	REVISIONS	BY:	DATE:
A	Added 4" to outer tubes.	SJ	7/16/19
NOTICE - This drawing, including principles of design, is the property of Days Corporation, Elkhart, Indiana, with the agreement that it is not to be reproduced, copied, or loaned in any manner that may constitute a detriment directly or indirectly to Days Corporation. Acceptance of this will be construed as an agreement of the above.			
UNLESS OTHERWISE SPECIFIED:		TITLE	
TOLERANCES:		MAIN SLIDE ASSEMBLY	
.XXX ± 0.010		USED ON: FOREST RIVER DIESEL	
.XX ± 0.010		SIZE SCALE MATERIAL	
.X ± 0.030		A 1: 1	
ANG. ± 1/2°		DATE: 4/5/17	
REMOVE ALL BURS AND SHARP EDGES .015 MAX		PART NAME: MAIN SLIDE-117 X 24-FR	
APP'D BY: _____		PAGE: 2 OF 4	
_____		DWG NO: 70062	
_____		REV: A	

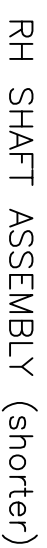
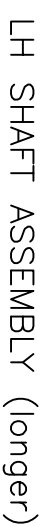


7455HD PARTS LIST		
PART#	DESCRIPTION	QUAN
1201	WASHER-1/2 SAE FLAT ZINC	6
2380	PLATE-ROOM MOUNT-FR KITCHEN	3
2412	BOLT-1/2-13 X 1 1/4 G5 ZINC CARRIAGE	6
3097	NUT-1/2-13 NYLOCK	6



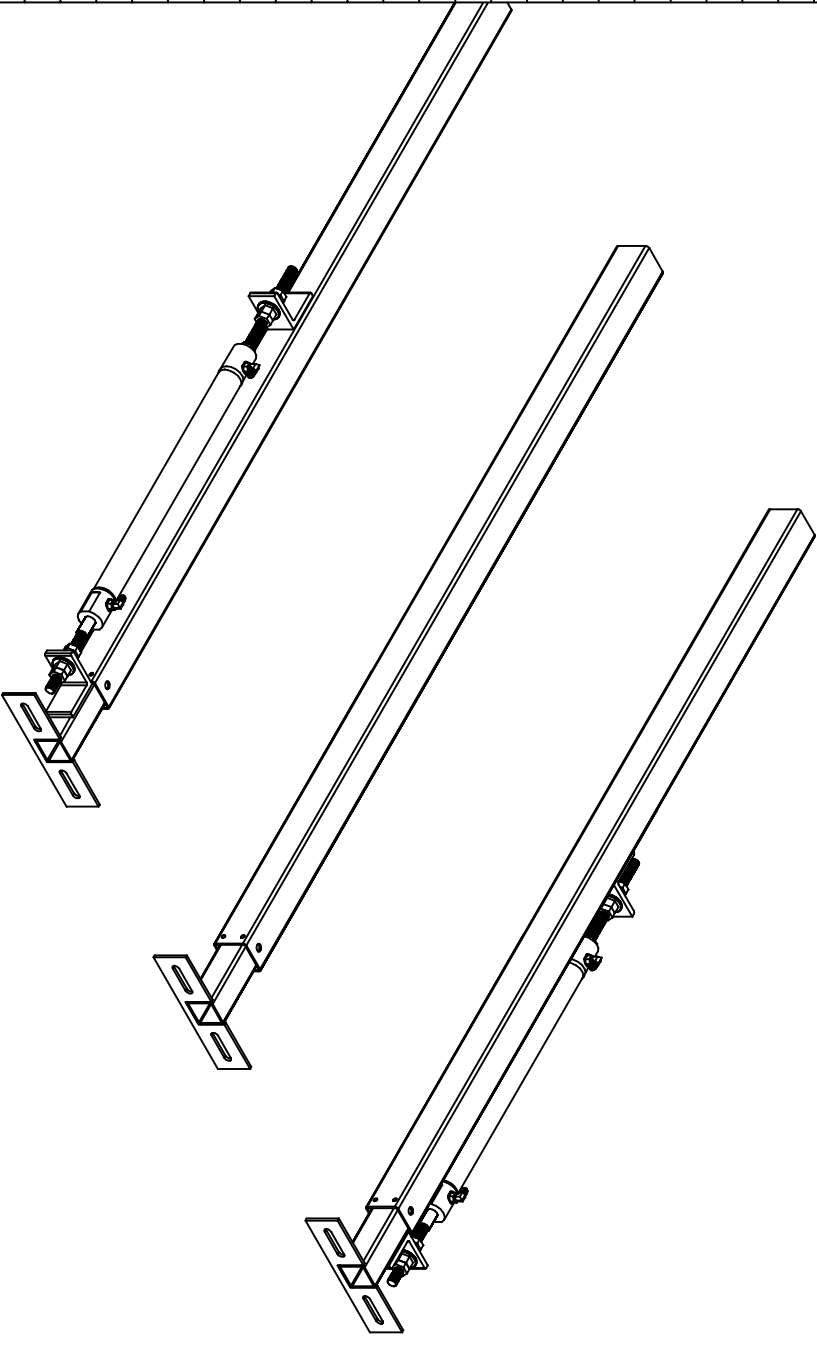
<b>Equalizer</b>			55169 COUNTRY ROAD 3			#		
ELKHART, IN 46515			REVISED			A		
			Added 4" to outer tubes.					
			BY: SU					
			DATE: 7/16/19					
			UNLESS OTHERWISE SPECIFIED:					
			TOLERANCES:					
			.XXX ± 0.010					
			.XX ± 0.020					
			.X ± 1/2"					
			REMOVE ALL BURRS AND SHARP EDGES .015 MAX					
			TITLE: MAIN SLIDE ASSEMBLY			USED ON: FOREST RIVER DIESEL		
			SIZE SCALE: MATERIAL					
			A 1: 1					
			DRW BY: SU			DATE: 4/5/17		
			AP'D BY: DATE:			PART NAME: MAIN SLIDE-117 X 24-FR		
			PAGE: 3 OF 4			DWG NO.: P700062		
						REV: A		

NOTICE - This drawing, including principles of design, is the property of Doye Corporation, Elkhart, Indiana, with the agreement that it is not to be reproduced, copied, or loaned in any manner that may constitute a detriment directly or indirectly to Doye Corporation. Acceptance of this will be construed as an agreement of the above.

[illegible]

70090 PARTS LIST

PART#	DESCRIPTION	QUAN
1124	FITTING-#4 JIC X #4 OR 90	4
1392	BUTTON-1.5" UHMW	9
1725	BUTTON-1/2" UHMW	12
1752	BUTTON-3/4" UHMW	6
1862	NUT-5/8-18 GR 2 FHN	8
1866F	WASHER-5/8 FLAT	8
2162	CYLINDER-SLIDE 1 3/8" X 18"	2
2686	TUBE-18" OUTER W/CYL BKT	2
2863	TUBE-DRIVE NT RH W/CYL BKT	1
2864	TUBE-DRIVE NT LH W/CYL BKT	1
2865	TUBE-36" DRIVE NT	1
2967	NUT-5/8-18 HEX JAM NUT	10
3291	TUBE-OUTER TUBE NT-ROLL	1
-	A.I.R. 5/8-18 X 8"	2



REVISIONS

55169 COUNTRY ROAD 3  
ELKHART, IN 46515

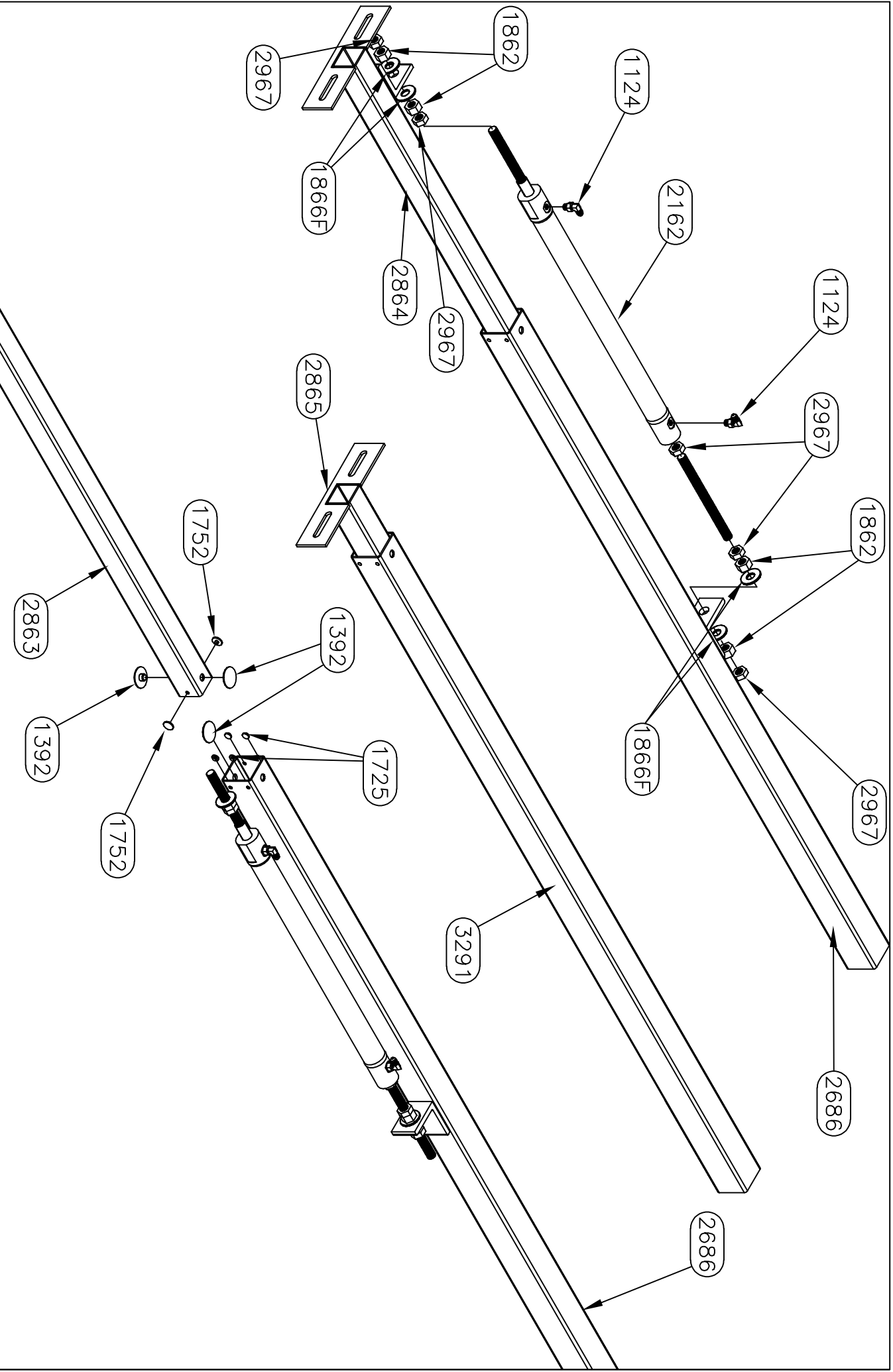
#	REVISIONS	BY:	DATE:
A	Added 4" to outer tube-3291 was 2693.	SJ	7/18/19

TITLE	USED ON:
MAIN SLIDE ASSEMBLY	FOREST RIVER DIESEL

**Warranty authorization must come directly from Equalizer Systems. (800) 846-9659.**

NOTICE - This drawing, including principles of design, is the property of Doye Corporation, Elkhart, Indiana, with the agreement that it is not to be reproduced, copied, or loaned in any manner that may constitute a detriment directly or indirectly to Doye Corporation. Acceptance of this will be construed as an agreement of the above.

UNLESS OTHERWISE SPECIFIED:	SIZE	SCALE	MATERIAL	DATE:	PART NAME:
TOLERANCES:	A	1:	1	8/4/17	SLIDE ASSBLY-18" MAIN-NT (3 ARM)
.XXX ± 0.010	DRW	BY:			PAGE:
.XX ± 0.010	SJ				1 OF 2
.X ± 0.030					DWG NO.: P700090
ANG. ± 1/2"					REV:
REMOVE ALL BURRS AND SHARP EDGES .015 MAX					A



**Equalizer**

55169 COUNTRY ROAD 3  
ELKHART, IN 46515

#

REVISIONS  
Added 4" to outer tube-3291 was 2693.

BY: SU  
DATE: 7/18/19

UNLESS OTHERWISE SPECIFIED:  
TOLERANCES:  
.XXX ± 0.010  
.XX ± 0.030  
ANG. ± 1/2°  
REMOVE ALL BURRS AND SHARP EDGES .015 MAX

TITLE  
MAIN SLIDE ASSEMBLY

USED ON:  
FOREST RIVER DIESEL

SIZE SCALE MATERIAL

PART NAME:  
SLIDE ASSBLY-18" MAIN-NT (3 ARM)

DRW BY: SU

DATE: 8/4/17

AP'D BY: —

PAGE: 2 OF 2

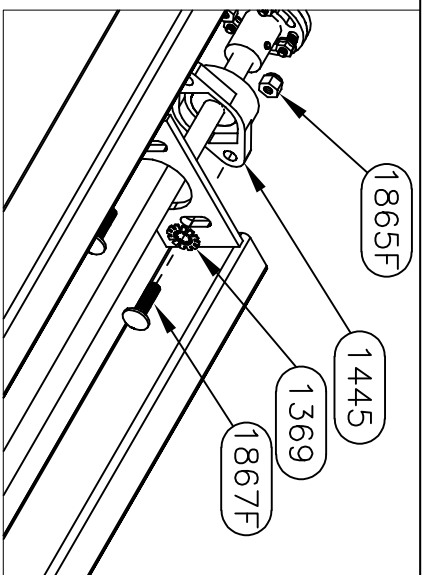
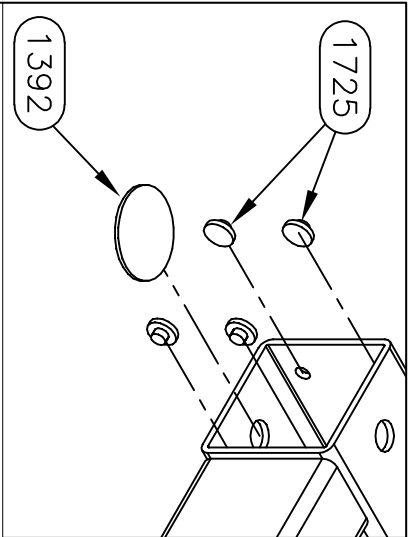
DATE: —

DWG NO.: P700090

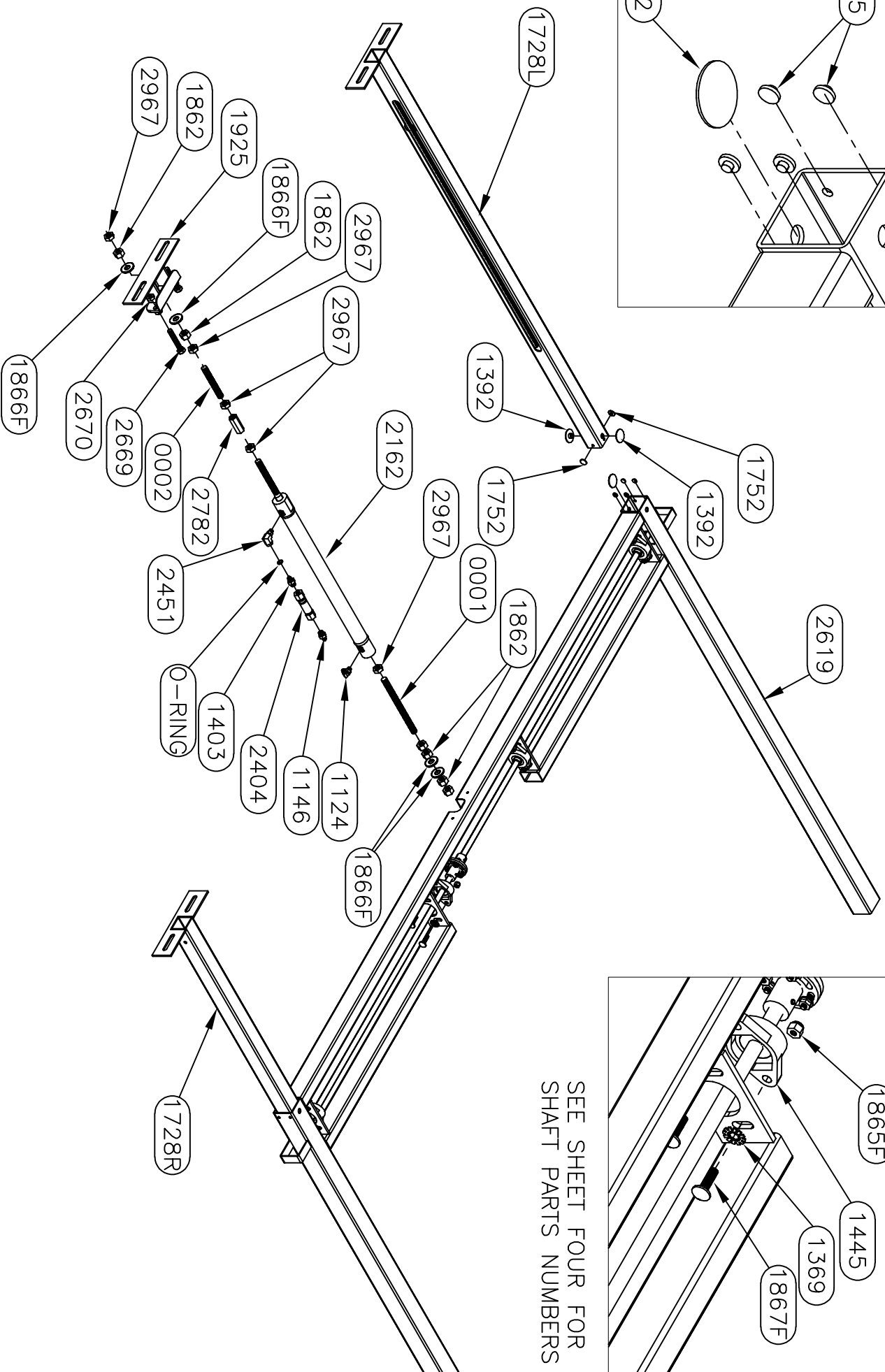
REV: A

NOTICE - This drawing, including principles of design, is the property of Doye Corporation, Elkhart, Indiana, with the agreement that it is not to be reproduced, copied, or loaned in any manner that may constitute a detriment directly or indirectly to Doye Corporation. Acceptance of this will be construed as an agreement of the above.





SEE SHEET FOUR FOR  
SHAFT PARTS NUMBERS



*Equalizer*

55169 COUNTRY ROAD 3  
ELKHART, IN 46515

#

A

REVISIONS

Added 4" to outer tubes.

BY:

SU

DATE:

7/18/19

UNLESS OTHERWISE  
SPECIFIED:

TOLERANCES:

.XXX ± 0.010

.XX ± 0.010

.X ± 0.030

ANG. ± 1/2"

REMOVE ALL BURRS AND  
SHARP EDGES .015 MAX

TITLE  
MAIN SLIDE ASSEMBLY  
SIZE SCALE MATERIAL

A 1:1

USED ON:  
FOREST RIVER DIESEL

DATE:

4/25/18

PART NAME:

MAIN SLIDE-96" X 18"-FR

PAGE:

2 OF 4

DWG NO.:

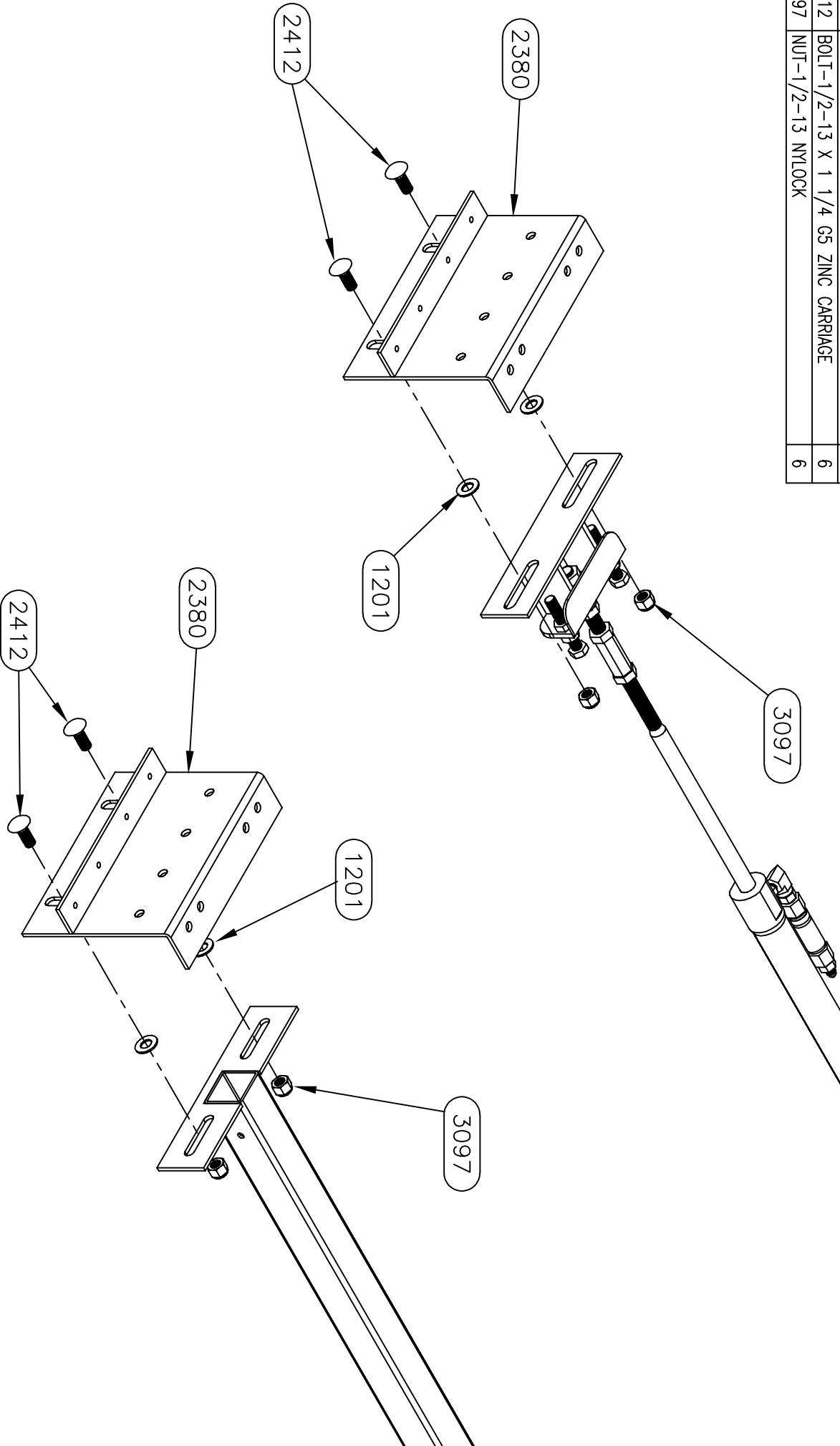
P70151

REV:

A

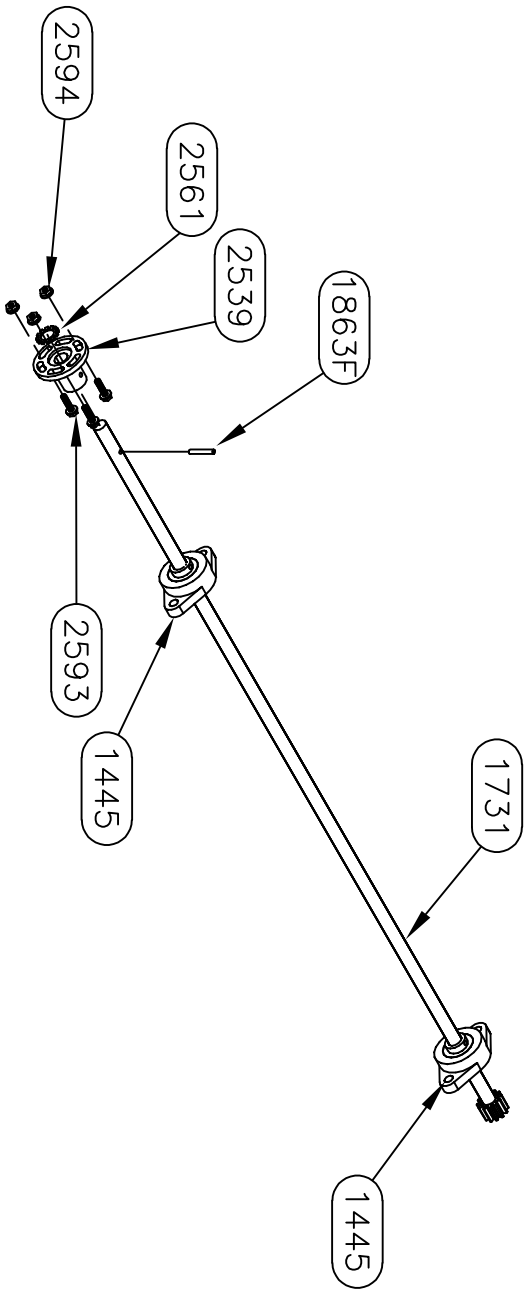
NOTICE - This drawing, including principles of design, is the property of Doye Corporation, Elkhart, Indiana, with the agreement that it is not to be reproduced, copied, or loaned in any manner that may constitute a detriment directly or indirectly to Doye Corporation. Acceptance of this will be construed as an agreement of the above.

7455HD PARTS LIST		
PART#	DESCRIPTION	QUAN
1201	WASHER-1/2 SAE FLAT ZINC	6
2380	PLATE-ROOM MOUNT-FR KITCHEN	3
2412	BOLT-1/2-13 X 1 1/4 G5 ZINC CARRIAGE	6
3097	NUT-1/2-13 NYLOCK	6

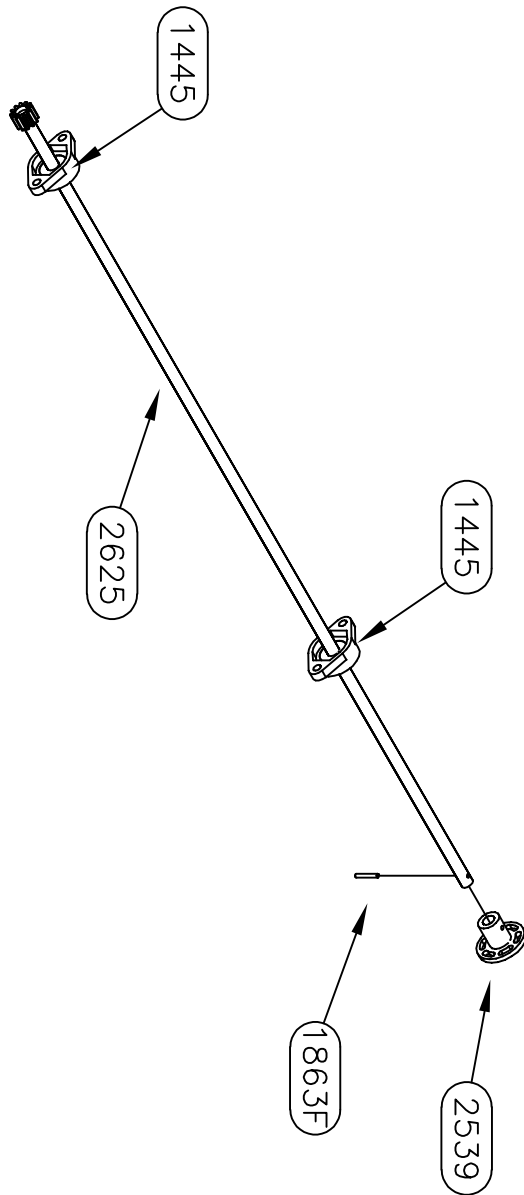


<b>Equalizer</b>			55169 COUNTRY ROAD 3			#		
ELKHART, IN 46515			REVISED			A		
			Added 4" to outer tubes.					
			BY: SU					
			DATE: 7/18/19					
			UNLESS OTHERWISE SPECIFIED:					
			TOLERANCES:					
			.XXX ± 0.010					
			.XX ± 0.010					
			.X ± 0.020					
			ANG. ± 1/2°					
			REMOVE ALL BURRS AND SHARP EDGES .015 MAX					
			TITLE: MAIN SLIDE ASSEMBLY			USED ON: FOREST RIVER DIESEL		
			SIZE SCALE: MATERIAL					
			A 1: 1					
			DRW BY: SU			DATE: 4/25/18		
			DATE: 4/25/18			PART NAME: MAIN SLIDE-96" X 18"-FR		
			PAGE: 3 OF 4			DWG NO.: P70151		
						REV: A		

NOTICE - This drawing, including principles of design, is the property of Doye Corporation, Elkhart, Indiana, with the agreement that it is not to be reproduced, copied, or loaned in any manner that may constitute a detriment directly or indirectly to Doye Corporation. Acceptance of this will be construed as an agreement of the above.



RH SHAFT ASSEMBLY (shorter)



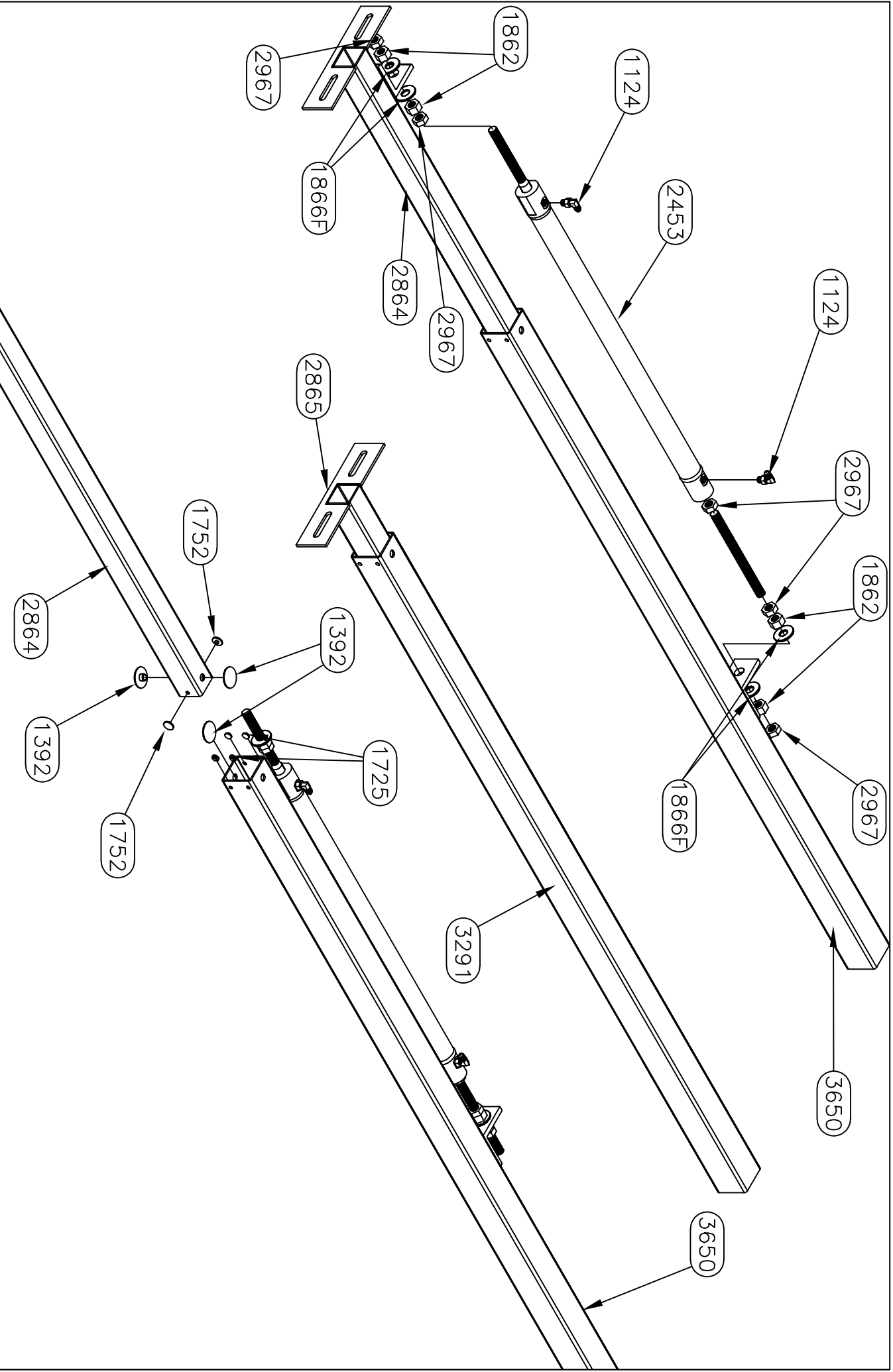
LH SHAFT ASSEMBLY (longer)

<i>Equalizer</i>		55169 COUNTY ROAD 3 ELKHART, IN 46515			
#		REVISIONS	BY:	DATE:	
A		Added 4" to outer tubes.	SJ	7/18/19	
		UNLESS OTHERWISE SPECIFIED:			
		TOLERANCES:			
		.XXX ± 0.010			
		.XX ± 0.030			
		.X ± 1/2"			
		ANG. ± 1/2°			
		REMOVE ALL BURRS AND SHARP EDGES .015 MAX			
		TITLE	MAIN SCALE	DATE:	PART NAME:
		MAIN SLIDE ASSEMBLY	1:1	4/25/18	MAIN SLIDE-96" X 18"-FR
		USED ON:	DATE:	PAGE:	REV:
		FOREST RIVER DIESEL		3 OF 4	P70151 A

NOTICE - This drawing, including principles of design, is the property of Doye Corporation, Elkhart, Indiana, with the agreement that it is not to be reproduced, copied, or loaned in any manner that may constitute a detriment directly or indirectly to Doye Corporation. Acceptance of this will be construed as an agreement of the above.



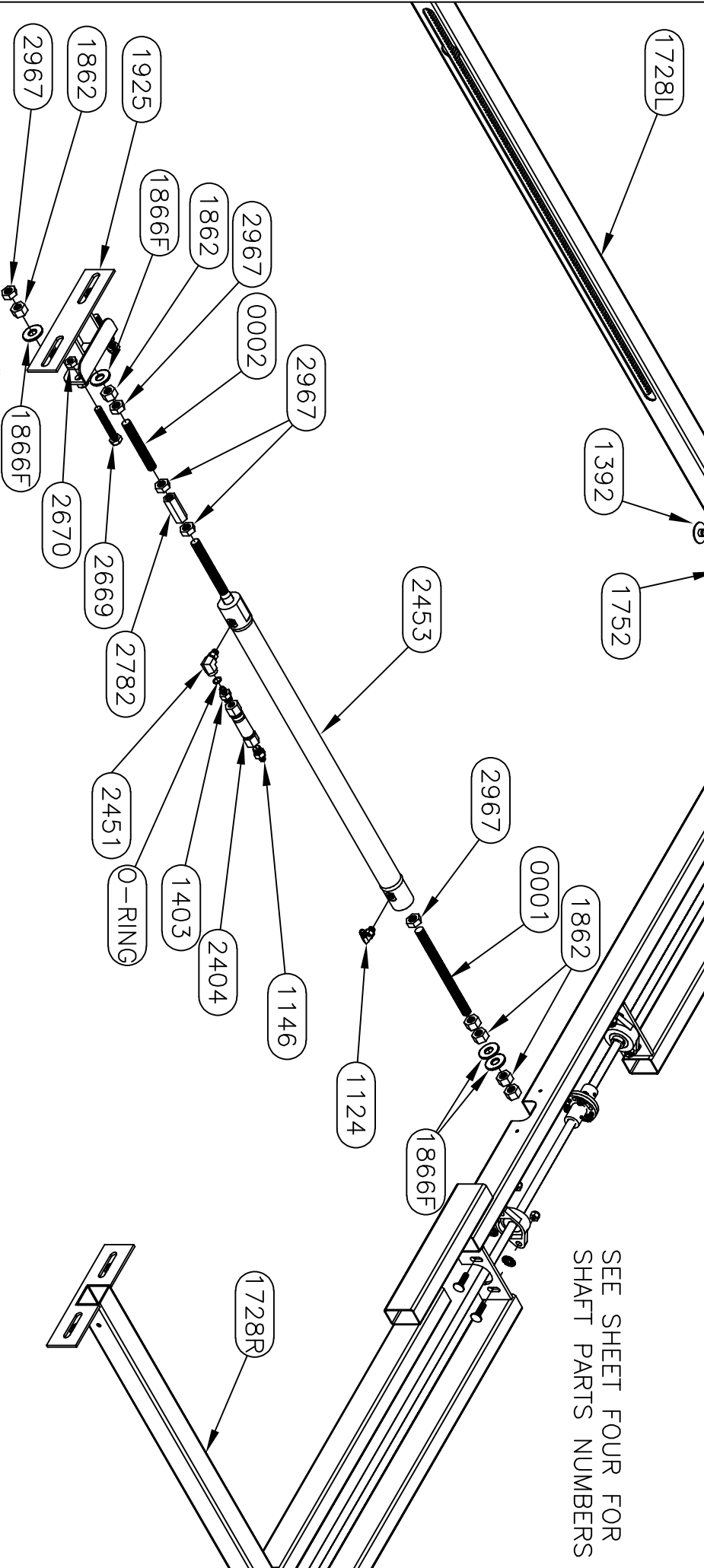
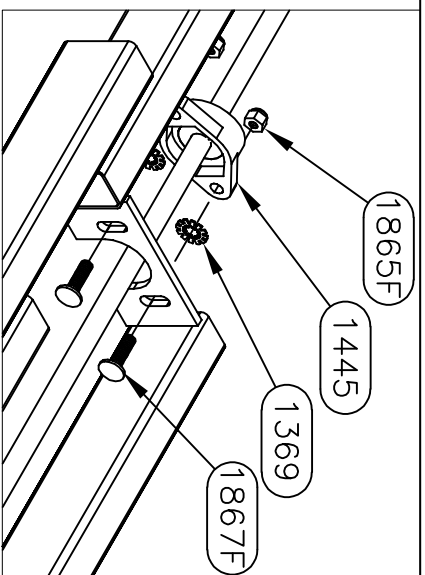
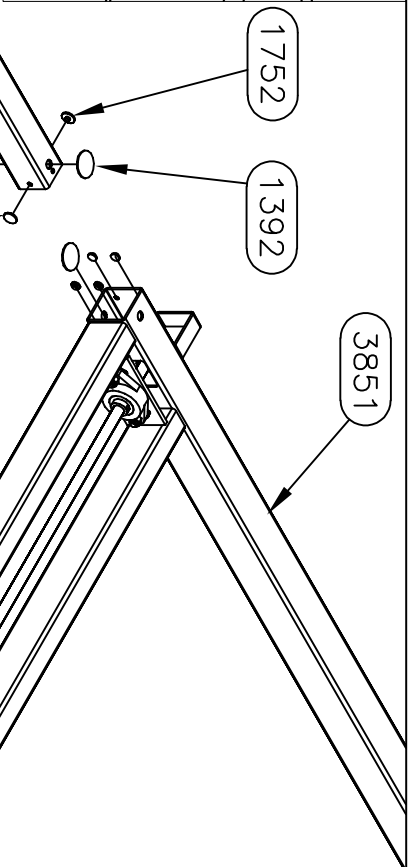
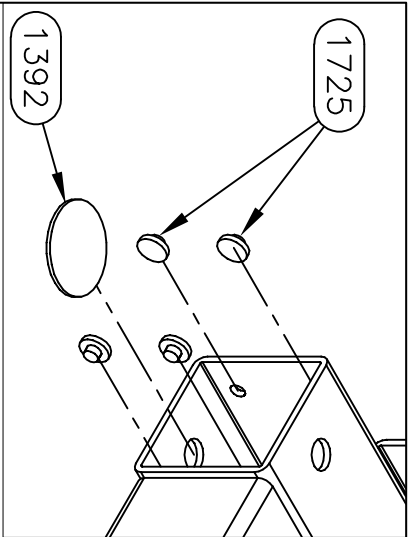




55169 COUNTY ROAD 3 ELKHART, IN 46515		REVISIONS		UNLESS OTHERWISE SPECIFIED:		TITLE		USED ON:	
55169 COUNTY ROAD 3 ELKHART, IN 46515		#		BY:		MAIN SLIDE ASSEMBLY		FOREST RIVER DIESEL	
55169 COUNTY ROAD 3 ELKHART, IN 46515		A		SU		SIZE SCALE MATERIAL		DATE:	
55169 COUNTY ROAD 3 ELKHART, IN 46515						1:1		6/26/18	
55169 COUNTY ROAD 3 ELKHART, IN 46515						DATE:		PART NAME:	
55169 COUNTY ROAD 3 ELKHART, IN 46515						6/26/18		SLIDE ASSBLY-24\"	
55169 COUNTY ROAD 3 ELKHART, IN 46515						DATE:		PAGE:	
55169 COUNTY ROAD 3 ELKHART, IN 46515						6/26/18		2 OF 2	
55169 COUNTY ROAD 3 ELKHART, IN 46515								DWG NO.:	
55169 COUNTY ROAD 3 ELKHART, IN 46515								P70158	
55169 COUNTY ROAD 3 ELKHART, IN 46515								REV:	
55169 COUNTY ROAD 3 ELKHART, IN 46515								A	

NOTICE - This drawing, including principles of design, is the property of Days Corporation, Elkhart, Indiana, with the agreement that it is not to be reproduced, copied, or loaned in any manner that may constitute a detriment directly or indirectly to Days Corporation. Acceptance of this will be construed as an agreement of the above.





**Equalizer**

55169 COUNTY ROAD 3  
ELKHART, IN 46515

#

REVISIONS

BY: DATE:

UNLESS OTHERWISE SPECIFIED:  
TOLERANCES:  
.XXX ± 0.010  
.XX ± 0.010  
.X ± 0.030  
ANG. ± 1/2°  
REMOVE ALL BURRS AND SHARP EDGES .015 MAX

TITLE  
MAIN SLIDE ASSEMBLY  
USED ON:  
FOREST RIVER DIESEL

SIZE SCALE MATERIAL  
A 1:1

DRW BY: DATE:  
SU 7/9/19

AP'D BY DATE:

PART NAME:  
MAIN SLIDE-96" X 24" FR NOTCHED

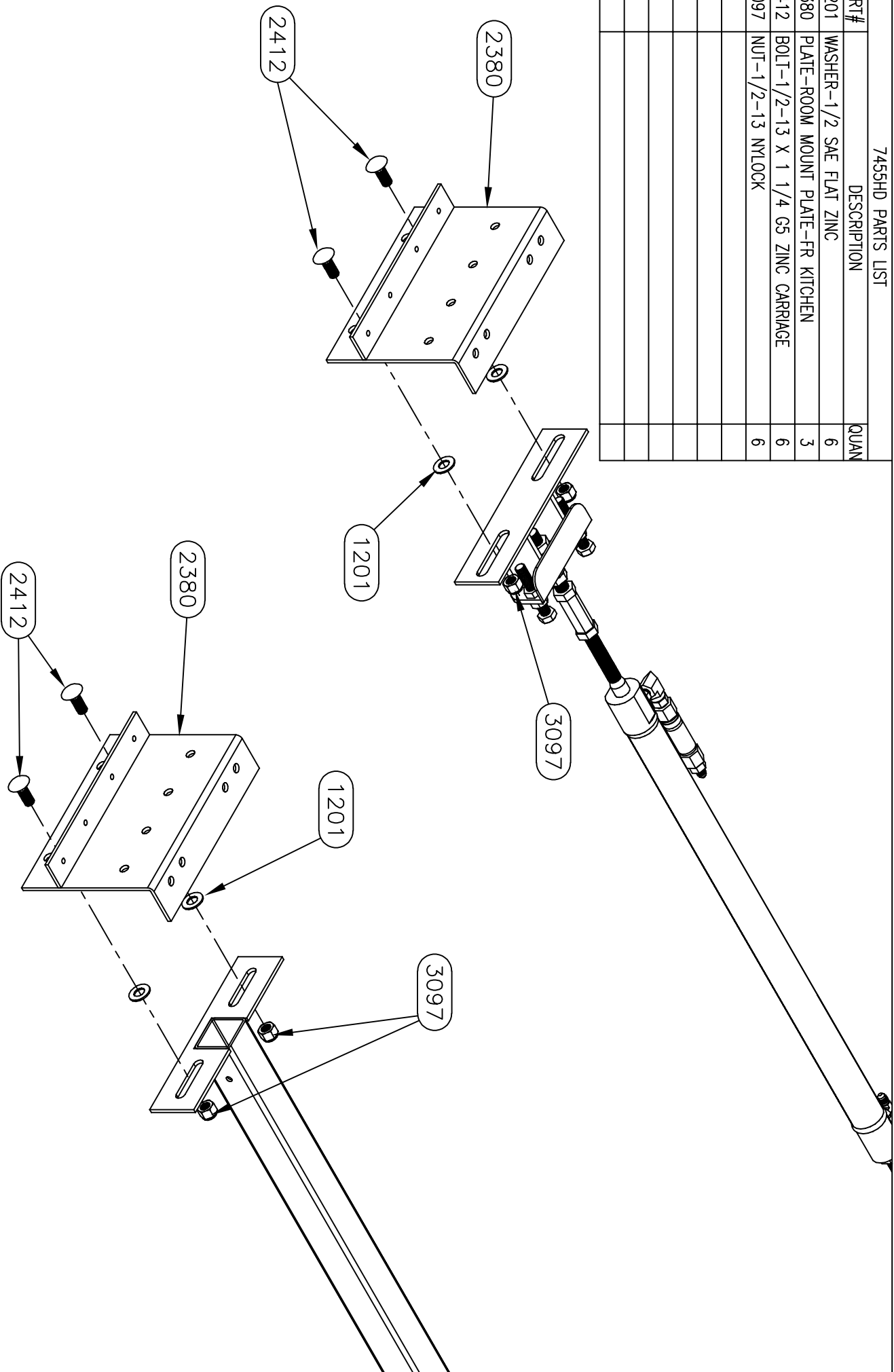
PAGE:  
2 OF 4

DWG NO.:  
P70236

NOTICE - This drawing, including principles of design, is the property of Days Corporation, Elkhart, Indiana, with the agreement that it is not to be reproduced, copied, or loaned in any manner that may constitute a detriment directly or indirectly to Days Corporation. Acceptance of this will be construed as an agreement of the above.

7455HD PARTS LIST

PART#	DESCRIPTION	QUAN
1201	WASHER-1/2 SAE FLAT ZINC	6
2380	PLATE-ROOM MOUNT PLATE-FR KITCHEN	3
2412	BOLT-1/2-13 X 1 1/4 G5 ZINC CARRIAGE	6
3097	NUT-1/2-13 NYLOCK	6

*Equalizer*

55169 COUNTRY ROAD 3  
ELKHART, IN 46515

NOTICE - This drawing, including principles of design, is the property of Doye Corporation, Elkhart, Indiana, with the agreement that it is not to be reproduced, copied, or loaned in any manner that may constitute a detriment directly or indirectly to Doye Corporation. Acceptance of this will be construed as an agreement of the above.

REVISIONS

BY: DATE:

UNLESS OTHERWISE SPECIFIED:

TOLERANCES:

.XXX ± 0.010

.XX ± 0.010

.X ± 0.030

ANG. ± 1/2°

REMOVE ALL BURRS AND SHARP EDGES .015 MAX

TITLE  
MAIN SLIDE ASSEMBLY

USED ON:  
FOREST RIVER DIESEL

SIZE SCALE MATERIAL

A 1:1

DRW BY: DATE:

SU 7/9/19

AP'D BY DATE:

—

PART NAME:  
MAIN SLIDE-96" X 24" FR NOTCHED

PAGE: 3 OF 4

DWG NO.: P70236

REV: —

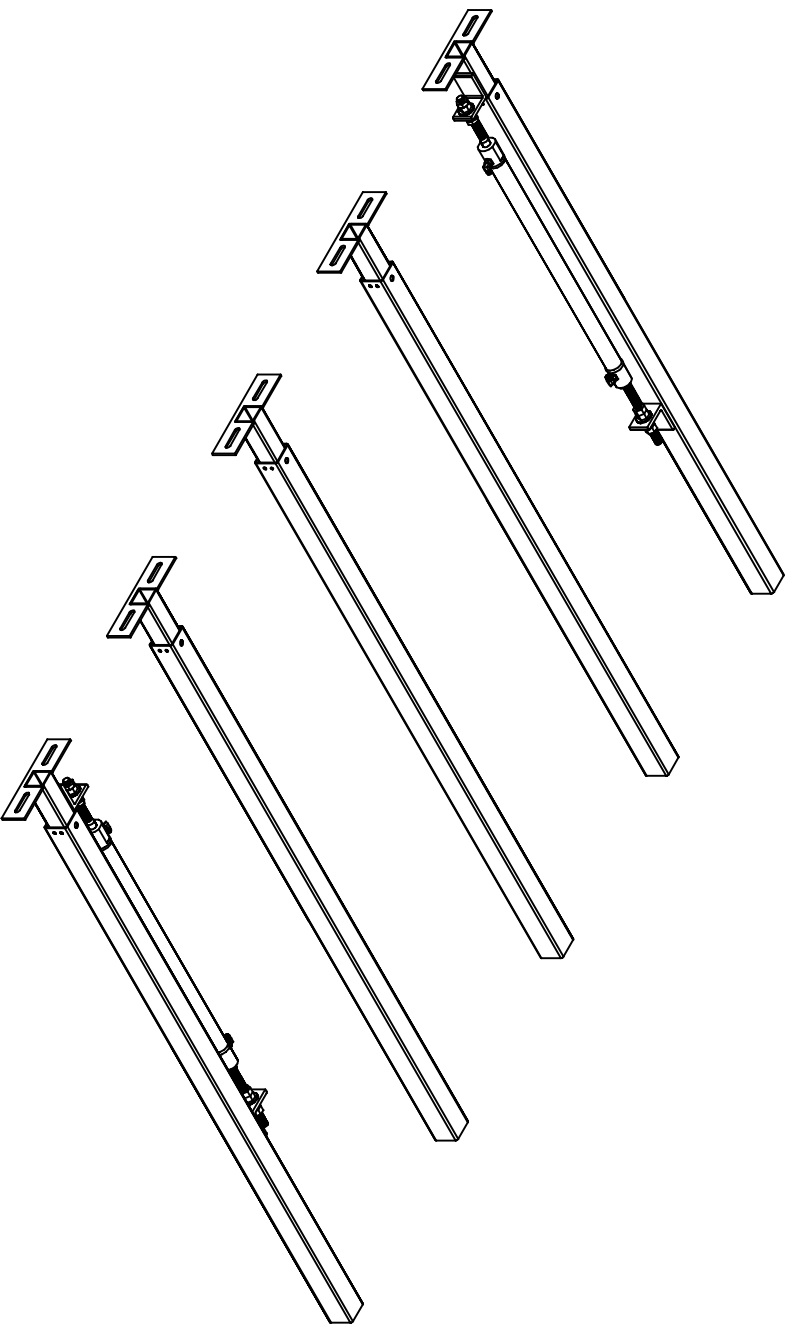


REV: —

**NOTICE** – This drawing, including principles of design, is the property of Boys Corporation, Elkhart, Indiana, with the agreement that it is not to be reproduced, copied, or loaned in any manner that may constitute a detriment directly or indirectly to Boys Corporation. Acceptance of this will be construed as an agreement of the above.

PART #	DESCRIPTION	QUAN
--------	-------------	------

1124	FITTING-#4 JIC X #4 OR 90	4
1392	BUTTON-1.5" UHMW	10
1752	BUTTON-3/4" UHMW	20
1862	NUT-5/8-18 GR 2 FHN	12
1866F	WASHER-5/8 FLAT	4
2453	CYLINDER-SLIDE 1 3/8" X 24"	2
2958	ROLLER-1 1/4" OD X 1" LG X 1/2" BORE	5
2959	SHAFT-ROLLER 1/2" X 2"	5
2967	NUT-5/8-18 HEX JAM NUT	6
3290	TUBE-24" OUTER W/CYL BKT-ROLL	2
3291	TUBE-24" OUTER NT-ROLL	3
3292	TUBE-36" DRIVE NT INNER W/ROLLER	3
3293	TUBE-36" DRIVE NT RH INNER W/ROLLER	1
3294	TUBE-36" DRIVE NT LH INNER W/ROLLER	1
0001	ATR-5/8-18 X 8 1/4" LONG	2



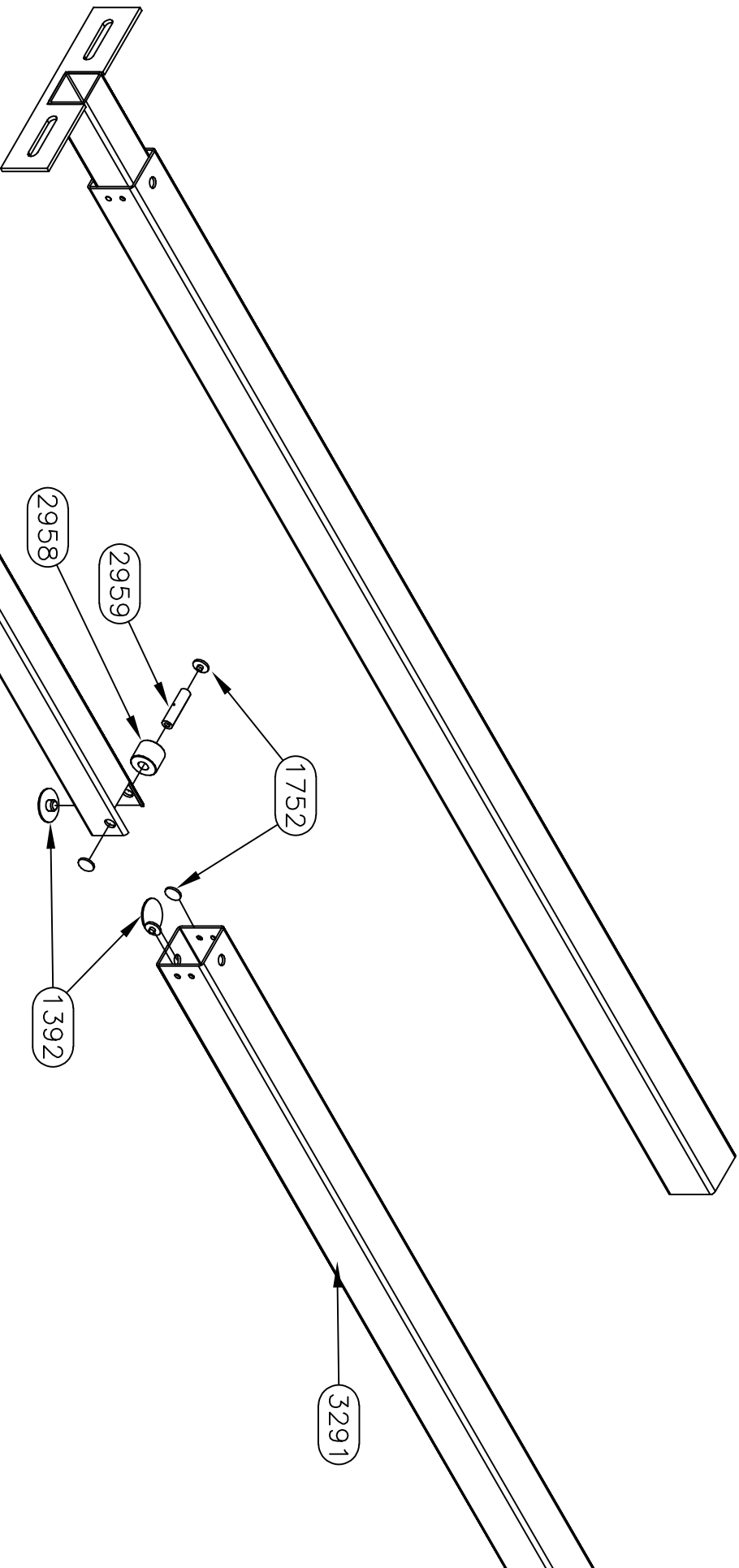
--	--

<i>Equalizer</i>		55169 COUNTY ROAD 3 ELKHART, IN 46515	
#	REVISIONS	BY:	DATE:
UNLESS OTHERWISE SPECIFIED:		TITLE	
TOLERANCES:		MAIN SLIDE ASSEMBLY	
.XXX ± 0.010		FOREST RIVER DIESEL	
.XXX ± 0.010			
.X ± 0.050			
ANG. ± 1/2°			
REMOVE ALL BURS AND SHARP EDGES .015 MAX			
SIZE	SCALE	MATERIAL	PART NAME:
A 1: 1			SLIDE ASS'Y-24" NT 5 ARM-FR
DRW BY:	DATE:		PAGE:
SJ	4/16/20		1 OF 2
APPD BY:	DATE:		DWG NO.: P70279
—	—		REV









Equalizer

55169 COUNTY ROAD 3  
ELKHART, IN 46515

#

REVISIONS

BY:

DATE:

UNLESS OTHERWISE  
SPECIFIED:  
TOLERANCES:  
.XXX ± 0.010  
.XX ± 0.030  
.X ± 1/2"  
ANG. ± 1/2"  
REMOVE ALL BURRS AND  
SHARP EDGES .015 MAX

TITLE  
MAIN SLIDE ASSEMBLY

USED ON:  
FOREST RIVER DIESEL

SIZE SCALE MATERIAL

DRW BY: DATE:

SU 11/3/20

AP'D BY DATE:

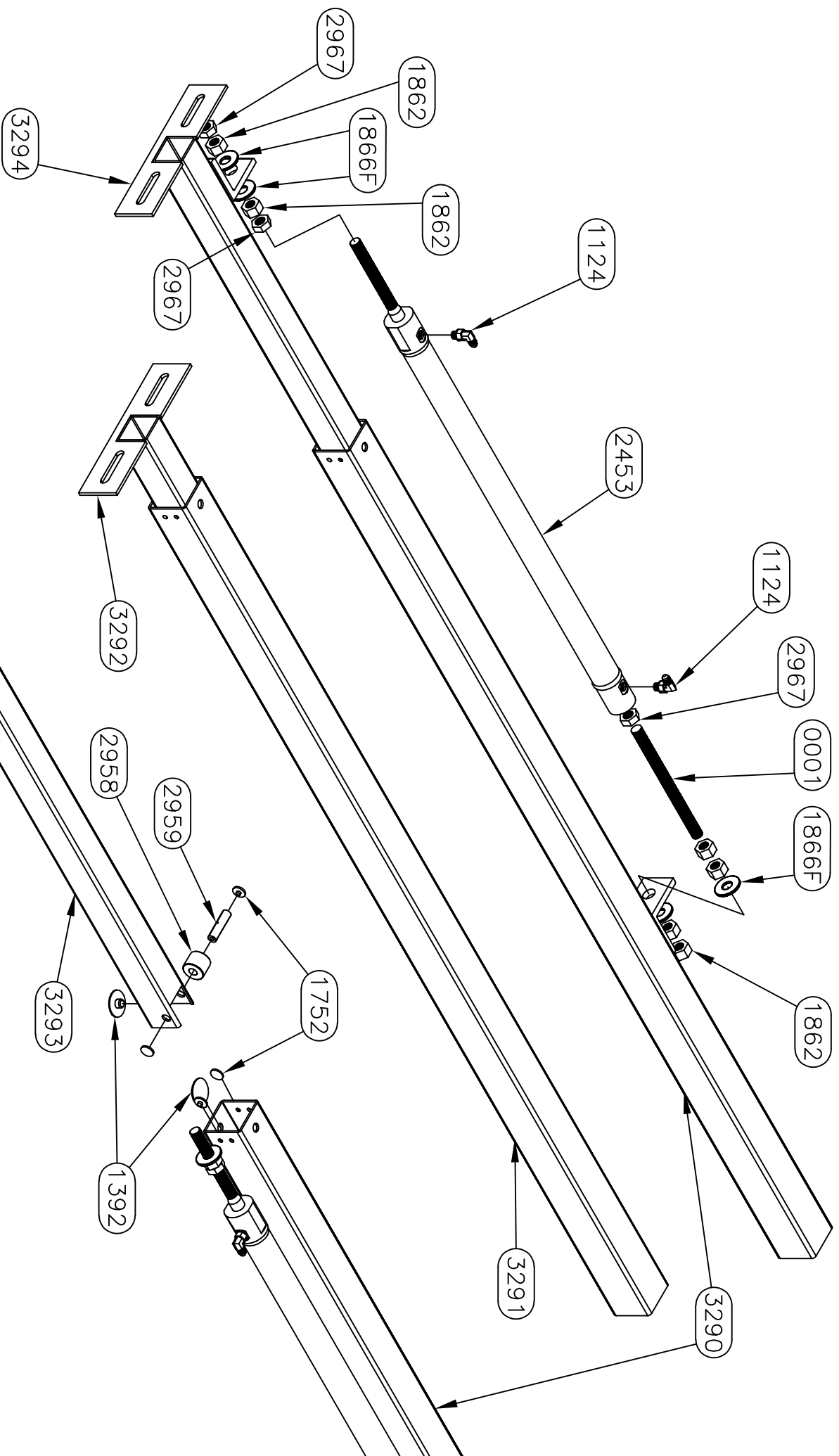
PART NAME:  
SLIDE ASSBLY-2 SLAVE ARM

PAGE: 2 OF 2

DWG NO.:  
REV:

NOTICE - This drawing, including principles of design, is the property of Doye Corporation, Elkhart, Indiana, with the agreement that it is not to be reproduced, copied, or loaned in any manner that may constitute a detriment directly or indirectly to Doye Corporation. Acceptance of this will be construed as an agreement of the above.

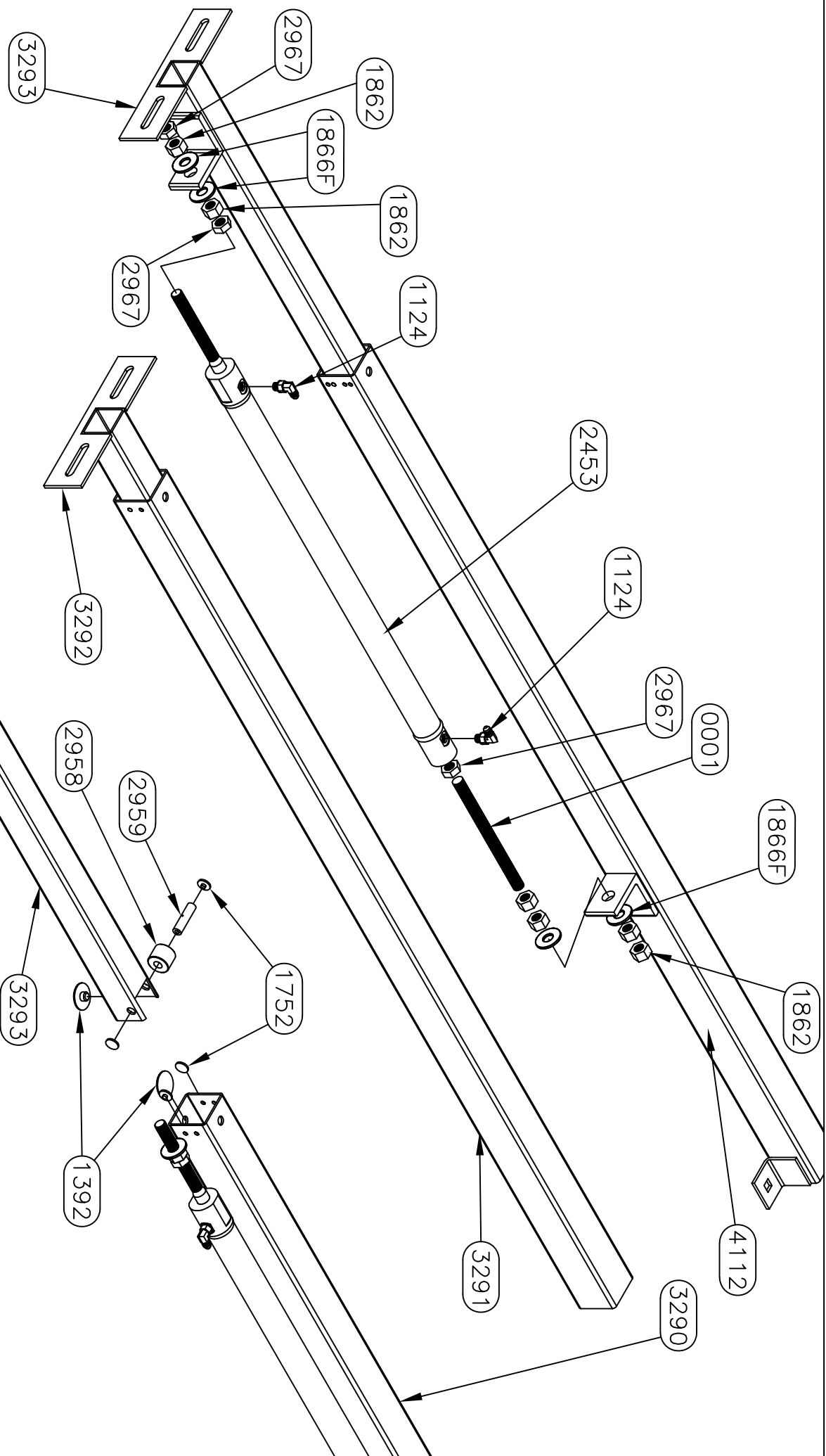




<b>EQ</b> SYSTEMS	55169 COUNTY ROAD 3 ELKHART, IN 46514		#	REVISIONS		BY:	DATE:	UNLESS OTHERWISE SPECIFIED: TOLERANCES: .XXX ± 0.010 .XX ± 0.010 .X ± 0.030 ANG. ± 1/2° REMOVE ALL BURRS AND SHARP EDGES .015 MAX		TITLE MAIN SLIDE ASSEMBLY SIZE SCALE MATERIAL A 1:1		USED ON: FOREST RIVER DIESEL
										DATE: 10/18/21		PART NAME: SLIDE ASSBLY-24" NT 3 ARM-FR
										PAGE: 2 OF 2		DWG NO.: P70359
										REV:		

NOTICE - This drawing, including principles of design, is the property of Days Corporation, Elkhart, Indiana, with the agreement that it is not to be reproduced, copied, or loaned in any manner that may constitute a detriment directly or indirectly to Days Corporation. Acceptance of this will be construed as an agreement of the above.

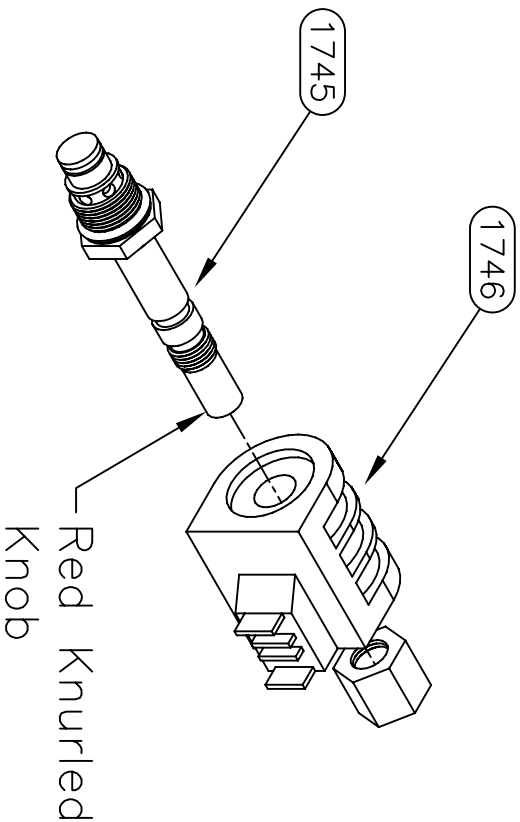
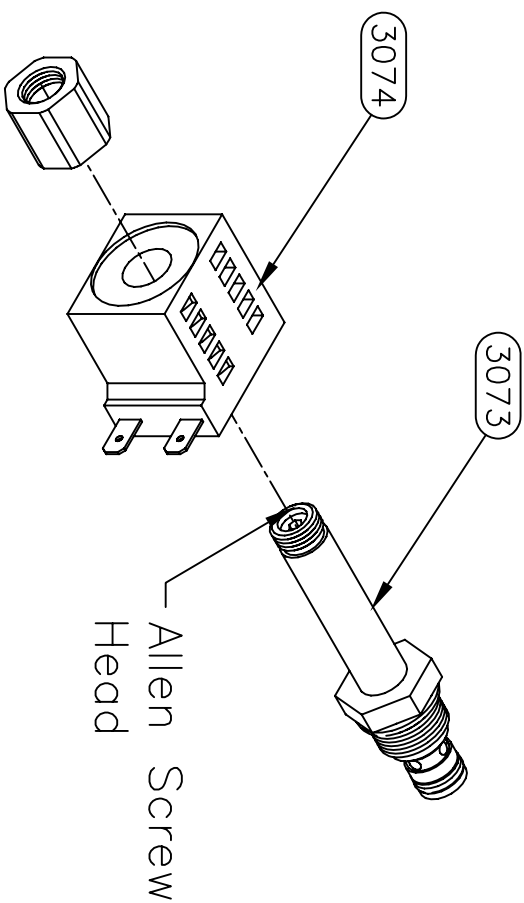
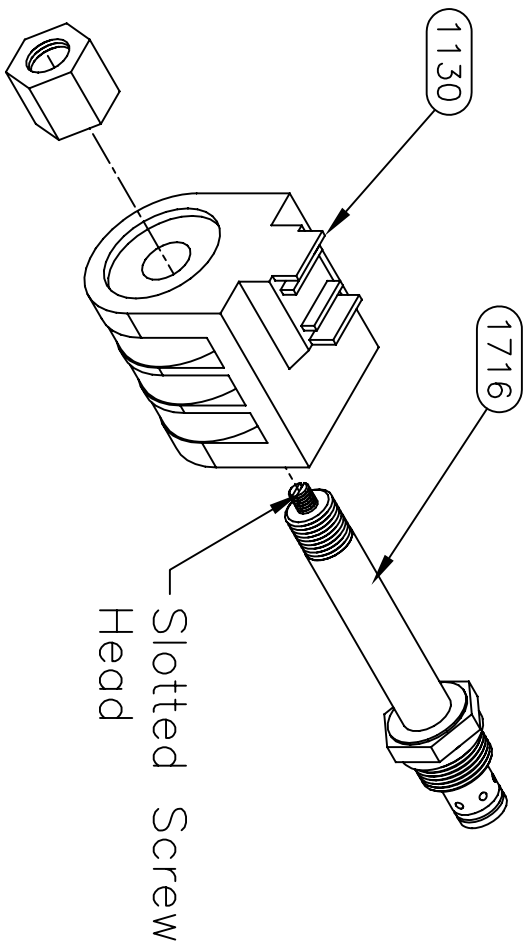




**EQ** SYSTEMS  
55169 COUNTY ROAD 3  
ELKHART, IN 46514

NOTICE - This drawing, including principles of design, is the property of Doys Corporation, Elkhart, Indiana, with the agreement that it is not to be reproduced, copied, or loaned in any manner that may constitute a detriment directly or indirectly to Doys Corporation. Acceptance of this will be construed as an agreement of the above.

#	REVISIONS	BY:	DATE:	UNLESS OTHERWISE SPECIFIED:	TITLE	USED ON:
				TOLERANCES:	MAIN SLIDE ASSEMBLY	FOREST RIVER DIESEL
				.XXX ± 0.010	SIZE SCALE	
				.XX ± 0.010	A 1:1	
				.X ± 0.030	DATE:	
				ANG. ± 1/2°	2/18/22	
				REMOVE ALL BURRS AND SHARP EDGES .015 MAX	PART NAME:	
					SLIDE ASSBLY-24" NT 3 ARM-RH BOLT ON	
					PAGE:	
					2 OF 2	
					P70382	
					REV:	



Note:  
In June of 2011, the 1716 and 1745 valves along with corresponding coils 1130 and 1746 were obsoleted. Both of these valves are replaced with the new 3073 valves and 3074 coils. If you need to order a replacement for 1716 or 1745 you will need to purchase both the 3073 valve and 3074 coil.

**Equalizer**

55169 COUNTRY ROAD 3  
ELKHART, IN 46515

#

REVISIONS

BY: DATE:

UNLESS OTHERWISE SPECIFIED:  
TOLERANCES:  
.XXX ± 0.010  
.XX ± 0.010  
.X ± 0.030  
ANG. ± 1/2°  
REMOVE ALL BURRS AND SHARP EDGES .015 MAX

TITLE  
VALVE REPLACEMENT  
SIZE SCALE MATERIAL  
A 1:1 AS  
DRW BY: DATE: 6/10/11  
SU AP'D BY DATE:

USED ON:  
FOREST RIVER

NOTED

PART NAME: 1716 AND 1745 VALVE REPLACEMENT

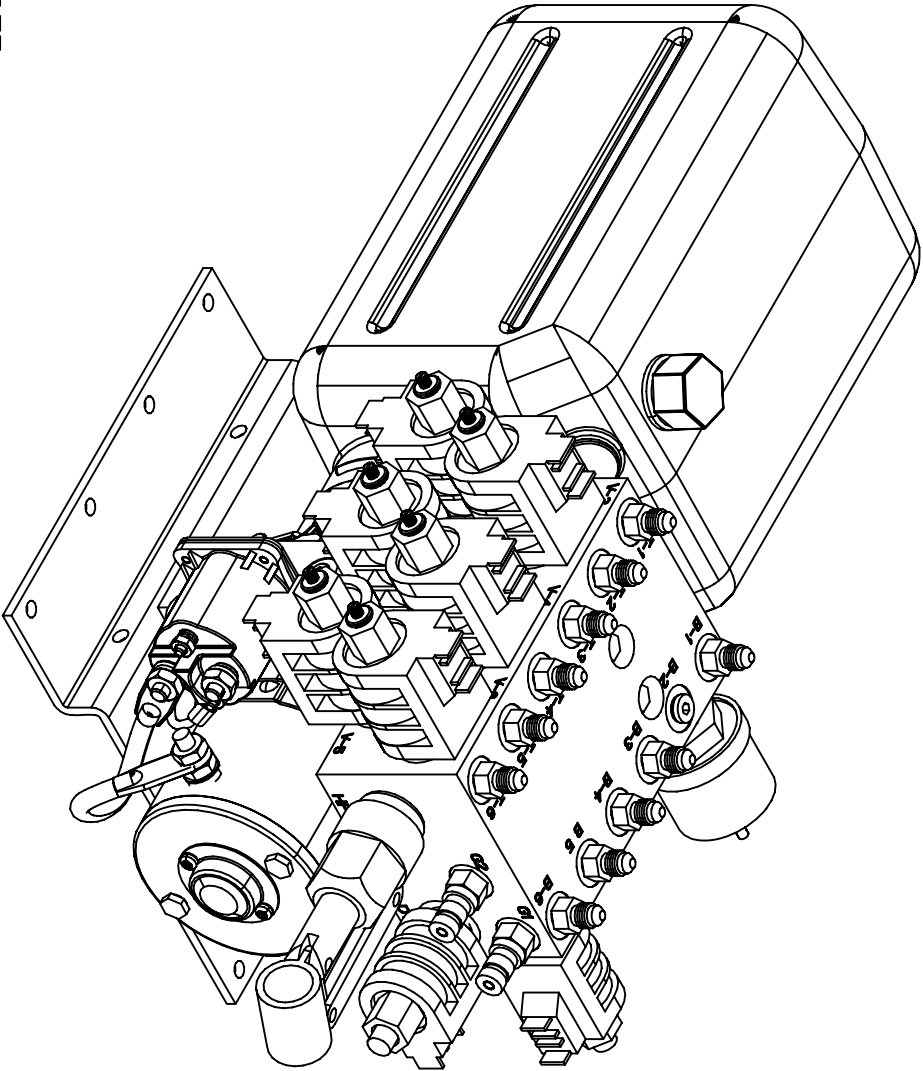
PAGE: 1 OF 1 DWG NO.: 1716 REV:

NOTICE - This drawing, including principles of design, is the property of Days Corporation, Elkhart, Indiana, with the agreement that it is not to be reproduced, copied, or loaned in any manner that may constitute a detriment directly or indirectly to Days Corporation. Acceptance of this will be construed as an agreement of the above.

## DESCRIPTION

NOTE:  
PARTS 17A-17D ARE INCLUDED  
IN PART 17 AS AN ASSEMBLY  
PARTS 14, 20, 21, 22 & 23  
ARE NOT SHOWN

**Warranty authorization must come directly**

An exploded view diagram of a mechanical assembly, likely a pump or motor. The diagram shows the main housing at the top, which is open. Below it, the internal components are shown in an exploded state. These include a central shaft with a pulley at one end and a motor or actuator at the other. Various bearings, seals, and fasteners (nuts and bolts) are shown in their respective positions relative to the main components. The diagram is a technical line drawing with no shading.

NOTE:  
PARTS 17A-17D ARE INCLUDED  
IN PART 17 AS AN ASSEMBLY  
PARTS 14, 20, 21, 22 & 23  
ARE NOT SHOWN

# Equalizer

## REVISIONS

BY:	DATE:
-----	-------

**UNLESS OTHERWISE**

TITLE	6 FUNCTION PUMP ASSEMBLY
-------	--------------------------

USED ON:  
FOREST RIVER

SIZE	SCALE	MATERIAL
A	1:1	AS

Z  
O  
T  
E  
U

DRW BY:	DATE:
SJ	2/16/09

PART NAME:  
PUMP & MANI 6 FUNC MO PS-FR

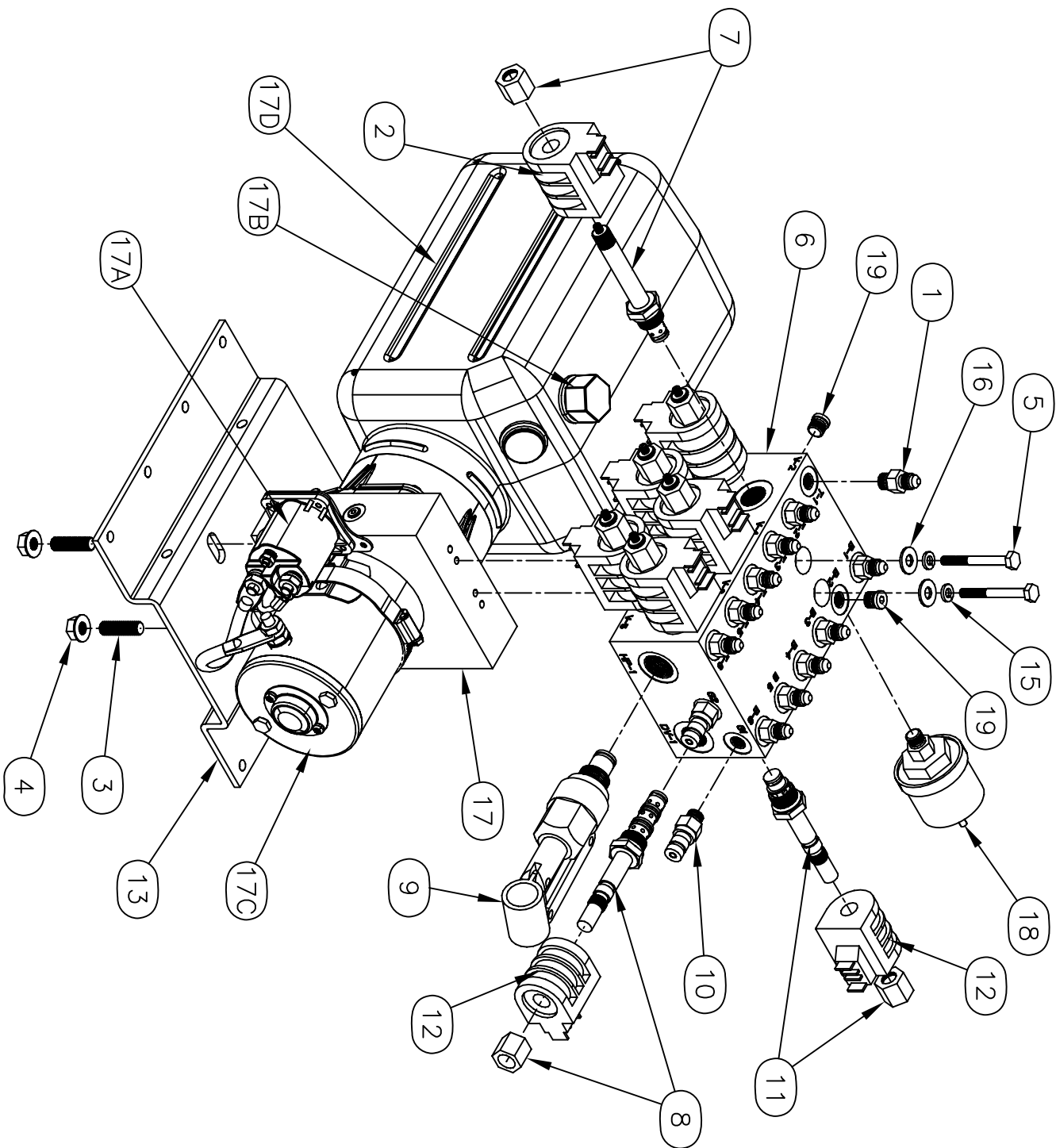
NOTICE — this drawing, including principles of design, is the property of Days Corporation, Elkhart, Indiana, with the agreement that it is not to be reproduced, copied, or loaned in any manner that may constitute a detriment directly or indirectly to Days Corporation. Acceptance of this will be construed as an agreement of the above.

REMOVE ALL BURRS AND SHARP EDGES .015 MAX

APP'D BY	DATE:
—	—

PAGE:	DWG NO.:	RE
1 OF 2	P7330	-





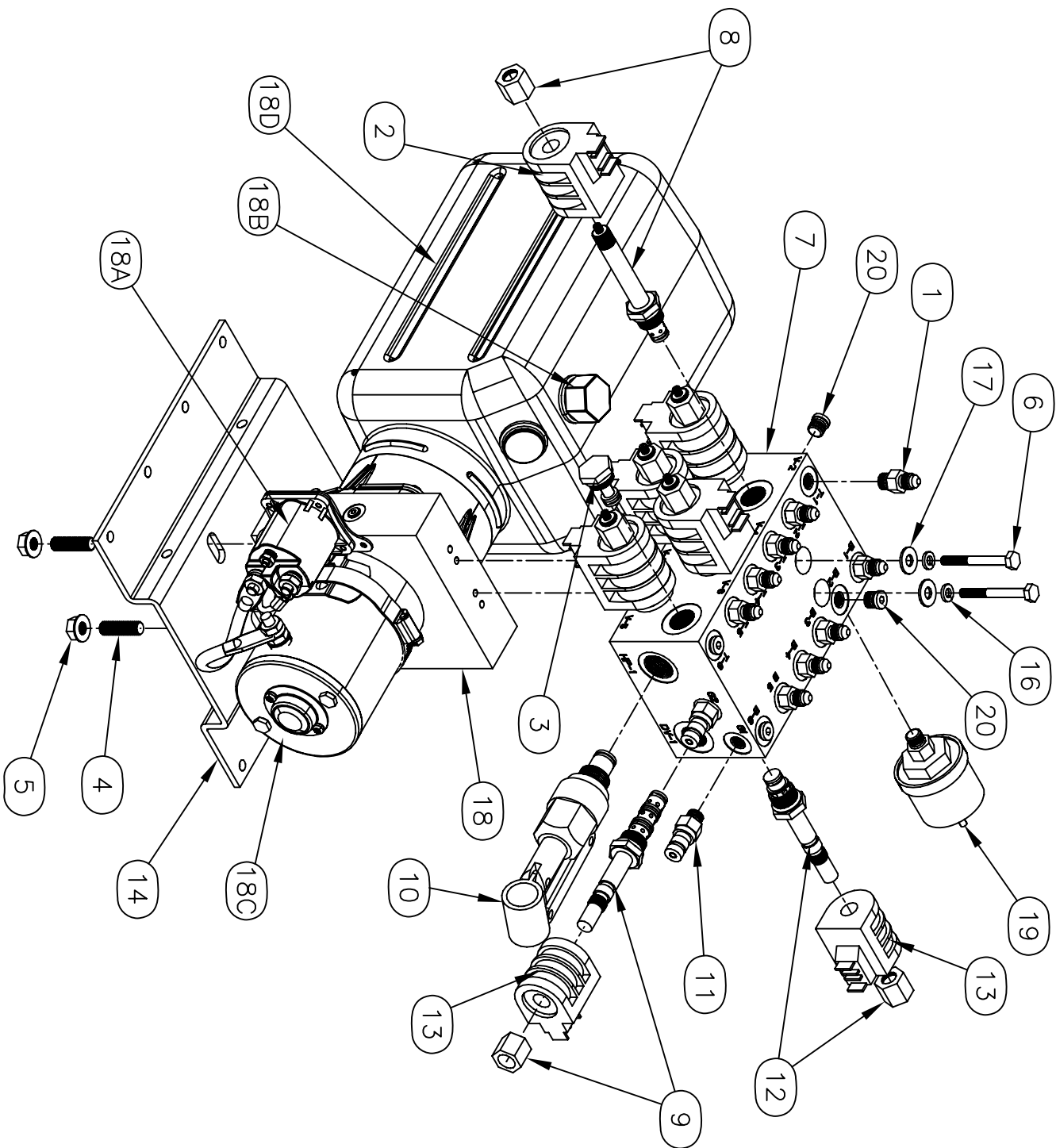
*Equalizer*

55169 COUNTRY ROAD 3  
ELKHART, IN 46515

NOTICE - This drawing, including principles of design, is the property of Days Corporation, Elkhart, Indiana, with the agreement that it is not to be reproduced, copied, or loaned in any manner that may constitute a detriment directly or indirectly to Days Corporation. Acceptance of this will be construed as an agreement of the above.

#	REVISIONS	BY:	DATE:	TITLE	USED ON:
				6 FUNCTION PUMP ASSEMBLY	FOREST RIVER
				UNLESS OTHERWISE SPECIFIED:	
				TOLERANCES:	
				.XXX ± 0.010	
				.XX ± 0.010	
				.X ± 0.030	
				ANG. ± 1/2°	
				REMOVE ALL BURRS AND SHARP EDGES .015 MAX	
				SIZE SCALE MATERIAL	NOTED
				A 1:1 AS	
				DRW BY: DATE:	PART NAME:
				SU 2/16/09	PUMP & MAIN 6 FUNC MO PS-FR
				AP'D BY DATE:	PAGE: 2 OF 2
					DWG NO.: P7330
					REV: -





*Equalizer*

55169 COUNTRY ROAD 3  
ELKHART, IN 46515

NOTICE - This drawing, including principles of design, is the property of Days Corporation, Elkhart, Indiana, with the agreement that it is not to be reproduced, copied, or loaned in any manner that may constitute a detriment directly or indirectly to Days Corporation. Acceptance of this will be construed as an agreement of the above.

#	REVISIONS	BY:	DATE:	TITLE	USED ON:
				5 FUNCTION PUMP ASSEMBLY	FOREST RIVER
				UNLESS OTHERWISE SPECIFIED:	
				TOLERANCES:	
				.XXX ± 0.010	
				.XX ± 0.010	
				.X ± 0.030	
				ANG. ± 1/2°	
				REMOVE ALL BURRS AND SHARP EDGES .015 MAX	
				SIZE SCALE MATERIAL	NOTED
				A 1:1 AS	
				DRW BY: DATE:	PART NAME:
				SU 2/16/09	PUMP & MANI 5 FUNC MO PS-FR
				AP'D BY DATE:	PAGE: 2 OF 2
					DWG NO.: P7380
					REV: -

PARTS LIST			
ITEM	PART#	DESCRIPTION	QUAN
1	1122	FITTING-#4 OR MALE X #4 JIC	11
2	1130	COIL-DDS12	6
3	1187	SCREW-3/8-16 X 1 1/4 CUP PT SSS	2
4	1278	NUT-3/8 FLANGE	2
5	1395	PLATE-PUMP MOUNT-CQ	1
6	1716	VALVE-CARTRIDGE M/O	6
7	1735	FITTING-DF04-1/4 DIAG. TIP	2
8	2047	SWITCH-PRESSURE SWITCH 1200 PSI	1
9	2128	PLUG-#4 SOCKET HEAD O-RING	3
10	2417	PLUG-SOCKET HEAD #8 O-RING	1
11	2532	PUMP-BIROTATE MTE 6 QT.	1
11A	1444	SOLENOID-HD PLTD	2
11B	2007	CAP-MTE BREATHER	1
11C	2428	RESERVOIR-MTE 6QT.-2015	1
11D	2605	MOTOR-MTE BIROT	1
12	2742	MANIFOLD-BIROT 6 FUNC. COMPACT	1
13	2747	SCREW-5/16-18 X 2 1/4 FLANGE	3
14	6572	HARNESS, 10" POWER AND GROUND FEED	1
15	6650BR	HARNESS, 6 FUNC PUMP GROUND LEAD BIROT	1
16	6781BR	HARNESS, PUMP 6 FUNCTION GS	1
17			
18			
19			
20			
21			
22			
23			
24			

NOTE:  
PARTS 11A-11D ARE INCLUDED  
IN PART 11 AS AN ASSEMBLY  
PARTS 14, 15, & 16 ARE NOT  
SHOWN

**Warranty authorization must come directly from Equalizer Systems. (800) 846-9659.**

**Equalizer**

55169 COUNTRY ROAD 3  
ELKHART, IN 46515

#

A

REVISIONS  
Changed to compact manifold

BY:

SJ

DATE:

8/11/10

UNLESS OTHERWISE  
SPECIFIED:  
TOLERANCES:  
.XXX ± 0.010  
.XX ± 0.010  
.X ± 0.030  
ANG. ± 1/2"  
REMOVE ALL BURRS AND  
SHARP EDGES .015 MAX

TITLE  
6 FUNC. BIROT. PUMP ASSEMBLY

USED ON:  
FOREST RIVER

SIZE SCALE MATERIAL  
A 1:1 AS

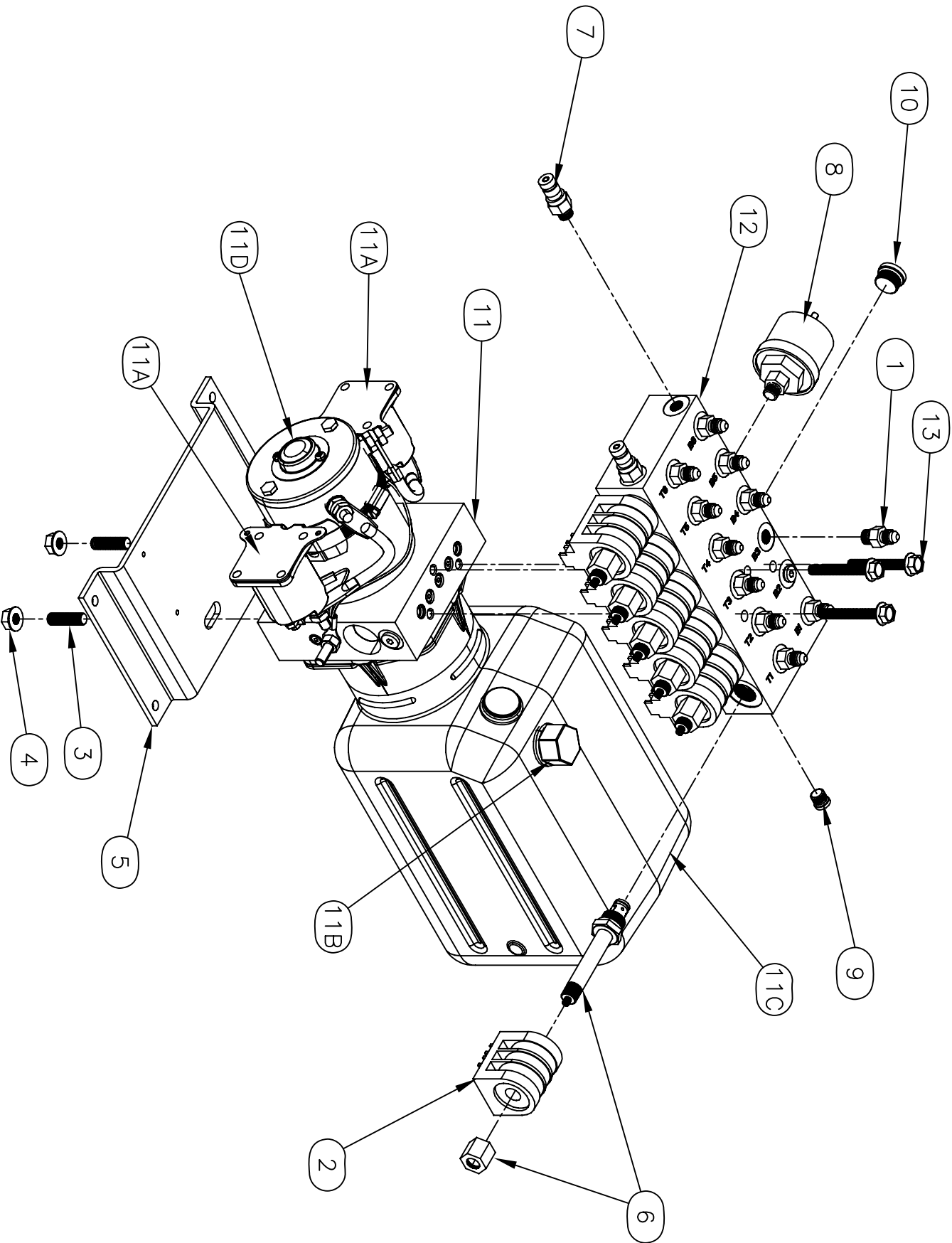
NOTED

DRW BY: DATE:  
SU 2/17/09

PART NAME:  
PUMP & MAN 6 FUNC BIROT MAN PS-FR

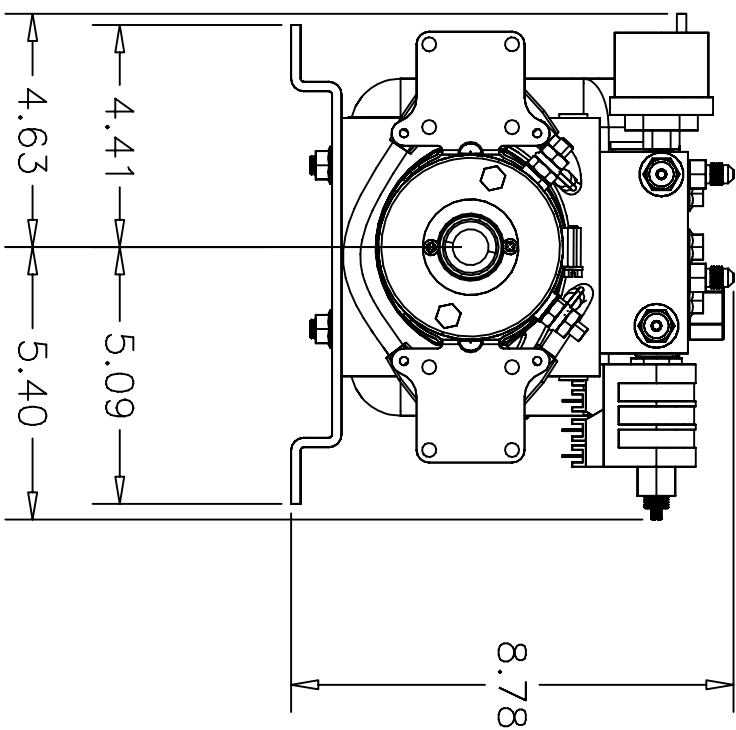
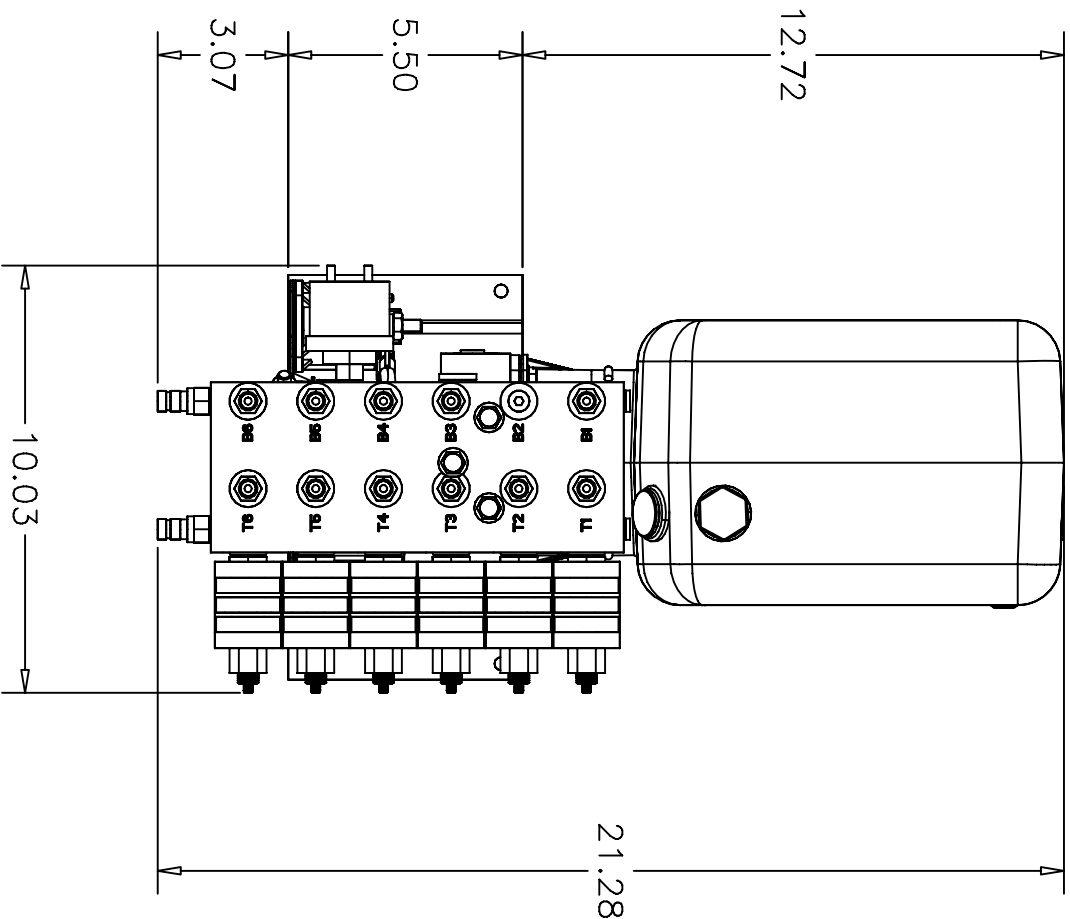
PAGE: 1 OF 3 DWG NO.: P7604 REV: A

NOTICE - This drawing, including principles of design, is the property of Days Corporation, Elkhart, Indiana, with the agreement that it is not to be reproduced, copied, or loaned in any manner that may constitute a detriment directly or indirectly to Days Corporation. Acceptance of this will be construed as an agreement of the above.



<b>Equalizer</b>		55169 COUNTRY ROAD 3 ELKHART, IN 46515	
#	REVISIONS	BY:	DATE:
A	Changed to compact manifold	SJ	8/11/10
UNLESS OTHERWISE SPECIFIED:			
TOLERANCES:			
.XXX ± 0.010			
.XX ± 0.010			
.X ± 0.030			
ANG. ± 1/2°			
REMOVE ALL BURRS AND SHARP EDGES .015 MAX			
TITLE		USED ON:	
6 FUNC. BIROT. PUMP ASSEMBLY		FOREST RIVER	
SIZE SCALE MATERIAL		NOTED	
DRW BY:	DATE:	PART NAME:	
SJ	2/17/09	PUMP & MAN 6 FUNC BIROT MAN PS-FR	
APP'D BY:	DATE:	PAGE:	
—	—	2 OF 3	
		DWG NO:	
		P7604	
		REV:	
		A	

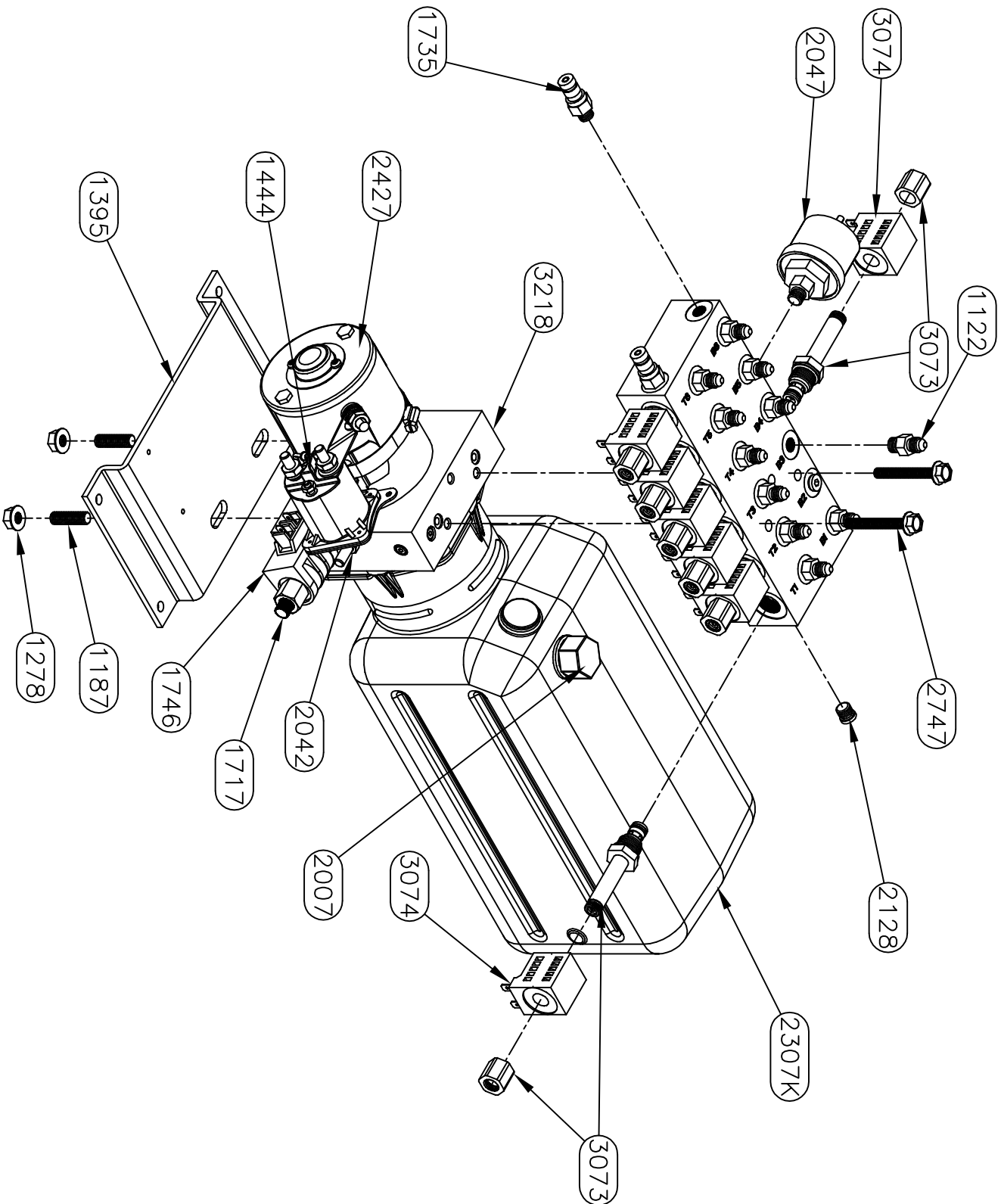
NOTICE - This drawing, including principles of design, is the property of Days Corporation, Elkhart, Indiana, with the agreement that it is not to be reproduced, copied, or loaned in any manner that may constitute a detriment directly or indirectly to Days Corporation. Acceptance of this will be construed as an agreement of the above.



<b>Equalizer</b> 55169 COUNTY ROAD 3 ELKHART, IN 46515			REVISIONS Changed to compact manifold		BY: SU DATE: 8/11/10	UNLESS OTHERWISE SPECIFIED: TOLERANCES: .XXX ± 0.010 .XX ± 0.010 .X ± 0.030 ANG. ± 1/2° REMOVE ALL BURRS AND SHARP EDGES .015 MAX			TITLE: 6 FUNC. BIROT. PUMP ASSEMBLY SIZE SCALE: 1:1 DRAW BY: SU DATE: 2/17/09 AP'D BY: —	MATERIAL: AS PART NAME: PUMP & MAN 6 FUNC BIROT MAN PS-FR PAGE: 3 OF 3 DWG. NO.: P7604	USED ON: FOREST RIVER NOTED	REV: A
--	--	--	--	--	-------------------------	---	--	--	--	---	-----------------------------------	--------

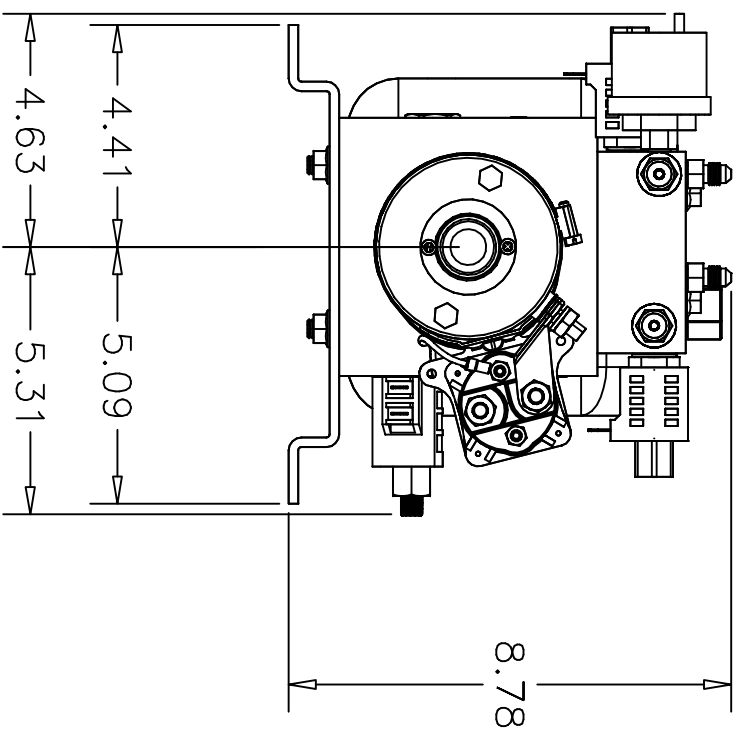
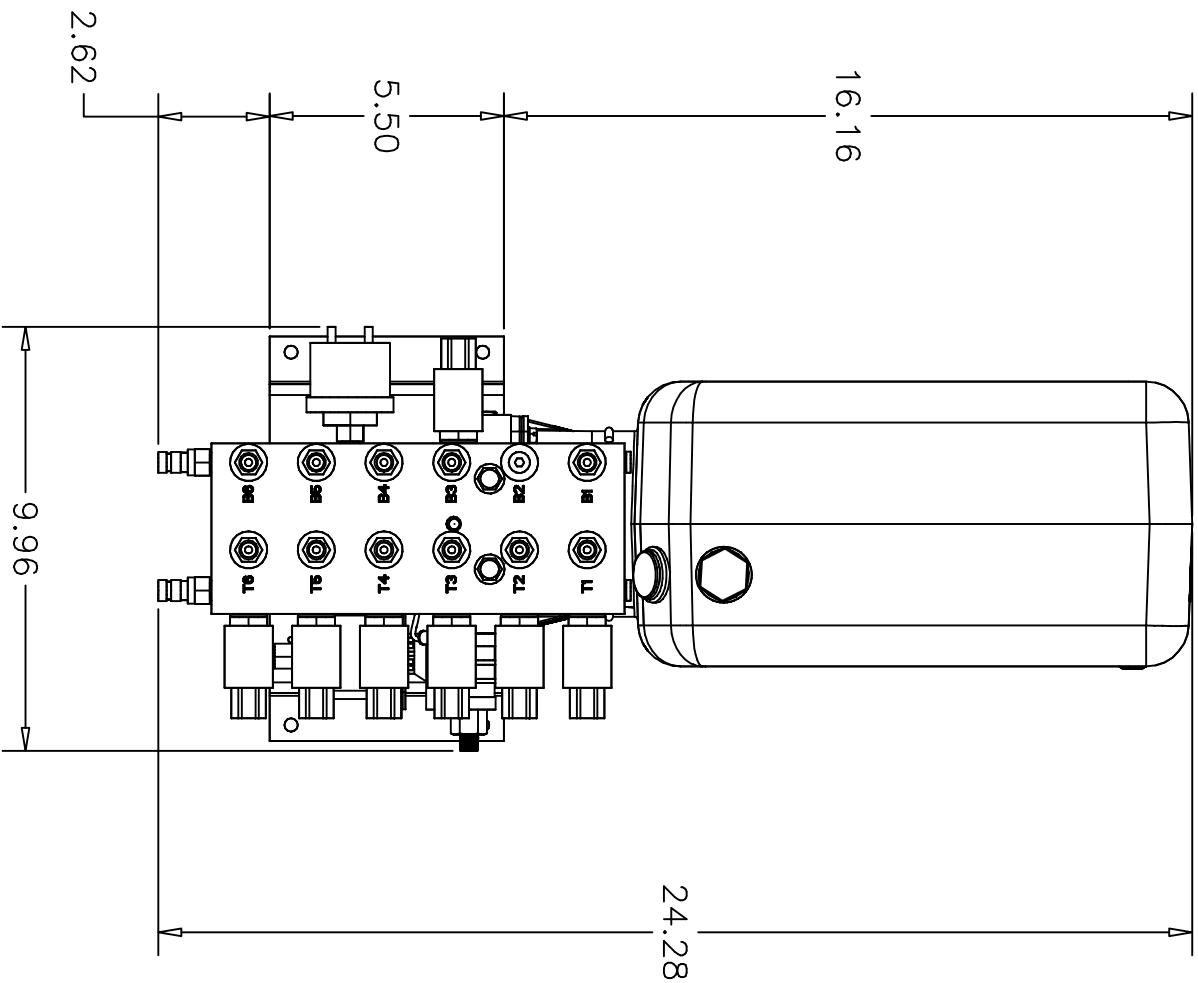
NOTICE - This drawing, including principles of design, is the property of Days Corporation, Elkhart, Indiana, with the agreement that it is not to be reproduced, copied, or loaned in any manner that may constitute a detriment directly or indirectly to Days Corporation. Acceptance of this will be construed as an agreement of the above.





<b>Equalizer</b>		55169 COUNTY ROAD 3 ELKHART, IN 46515		#		REVISIONS		BY: DATE:		UNLESS OTHERWISE SPECIFIED:		TITLE		USED ON:	
NOTICE - This drawing, including principles of design, is the property of Dye Corporation, Elkhart, Indiana, with the agreement that it is not to be reproduced, copied, or loaned in any manner that may constitute a detriment directly or indirectly to Dye Corporation. Acceptance of this will be construed as an agreement of the above.										TOLERANCES:		6 FUNC. PUMP ASSEMBLY		FOREST RIVER	
										XXX ± 0.010		SIZE SCALE MATERIAL		NOTED	
										XX ± 0.010		A 1:1 AS			
										X ± 0.030		SU			
										ANG. ± 1/2"		DATE: 3/12/15		PART NAME: PUMP & MAN 6 FUNC UNI MAN PS-FR	
										REMOVE ALL BURRS AND SHARP EDGES .015 MAX		AP'D BY: DATE:		PAGE: 2 OF 3	
														DWG NO.: P7604A	
														REV: -	





<i>Equalizer</i>										55169 COUNTY ROAD 3 ELKHART, IN 46515		#	REVISIONS	BY:	DATE:	UNLESS OTHERWISE SPECIFIED: TOLERANCES: XXX ± 0.010 XX ± 0.010 X ± 0.030 ANG. ± 1/2" REMOVE ALL BURRS AND SHARP EDGES .015 MAX										TITLE 6 FUNC. PUMP ASSEMBLY				USED ON: FOREST RIVER																																																																																																																																																																																																																																																																																																																																																																																																																																																																																																																																																																																																																																																																																																																																																																																																																																																																																																																																																																																																																																																																																																																																																																																																																																																																																																																																																																																																																																																																																							
NOTICE - This drawing, including principles of design, is the property of Dye's Corporation, Elkhart, Indiana, with the agreement that it is not to be reproduced, copied, or loaned in any manner that may constitute a detriment directly or indirectly to Dye's Corporation. Acceptance of this will be construed as an agreement of the above.																																																																																																																																																																																																																																																																																																																																																																																																																																																																																																																																																																																																																																																																																																																																																																																																																																																																																																																																																																																																																																																																																																																																																																																																																																																																																																																																																																																																																																																																																																																					

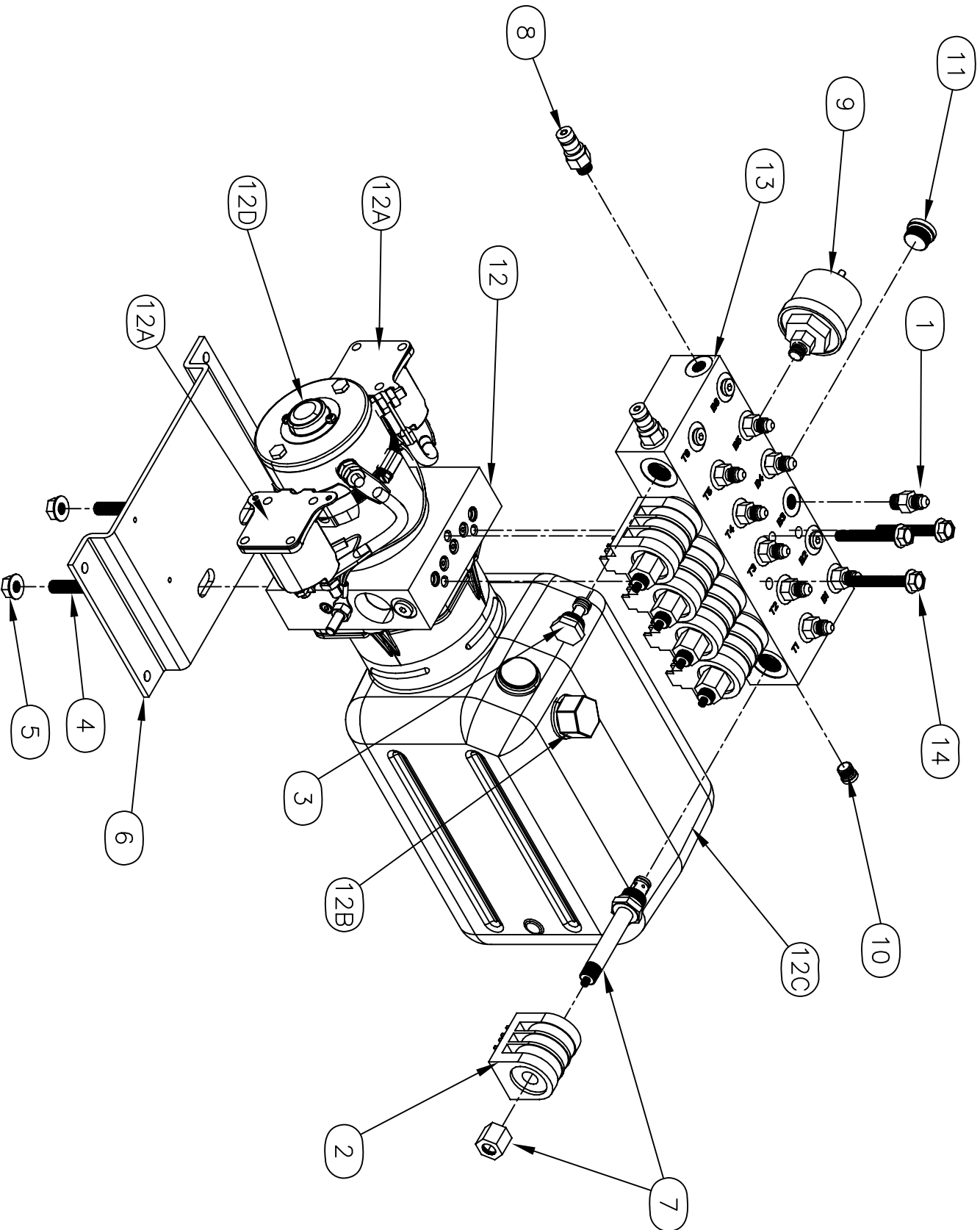
PARTS LIST			
ITEM	PART#	DESCRIPTION	QUAN
1	1122	FITTING-#4 OR MALE X #4 JIC	9
2	1130	COIL-DDS12	5
3	1137	PLUG-CAVITY	1
4	1187	SCREW-3/8-16 X 1 1/4 CUP PT SSS	2
5	1278	NUT-3/8 FLANGE	2
6	1395	PLATE-PUMP MOUNT-CQ	1
7	1716	VALVE-CARTRIDGE M/O	5
8	1735	FITTING-DF04-1/4 DIAG. TIP	2
9	2047	SWITCH-PRESSURE SWITCH 1200 PSI	1
10	2128	PLUG-#4 SOCKET HEAD 0-RING	5
11	2417	PLUG-SOCKET HEAD #8 0-RING	1
12	2532	PUMP-BIROTATE MTE 6 QT.	1
12A	1444	SOLENOID-HD PLTD	2
12B	2007	CAP-MTE BREATHER	1
12C	2428	RESERVOIR-MTE 6QT.-2015	1
12D	2605	MOTOR-MTE BIROT	1
13	2742	MANIFOLD-BIROT 6 FUNC. COMPACT	1
14	2747	SCREW-5/16-18 X 2 1/4 FLANGE	3
15	6572	HARNESS, 10" POWER AND GROUND FEED	1
16	6649BR	HARNESS, 5 FUNC PUMP GROUND LEAD BIROT	1
17	6781BR	HARNESS, PUMP 6 FUNCTION GS	1
18			
19			
20			
21			
22			
23			
24			

NOTE:  
PARTS 12A-12D ARE INCLUDED  
IN PART 12 AS AN ASSEMBLY  
PARTS 15, 16, & 17 ARE NOT  
SHOWN

**Warranty authorization must come directly from Equalizer Systems. (800) 846-9659.**

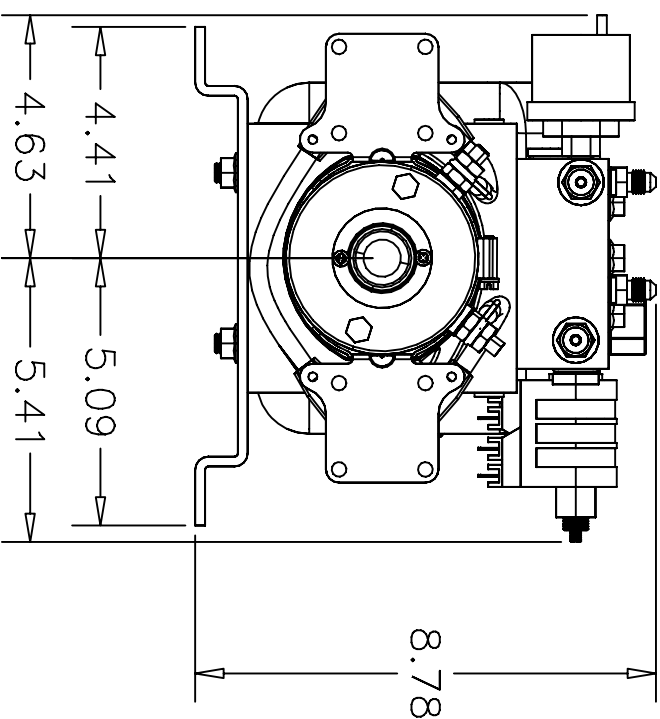
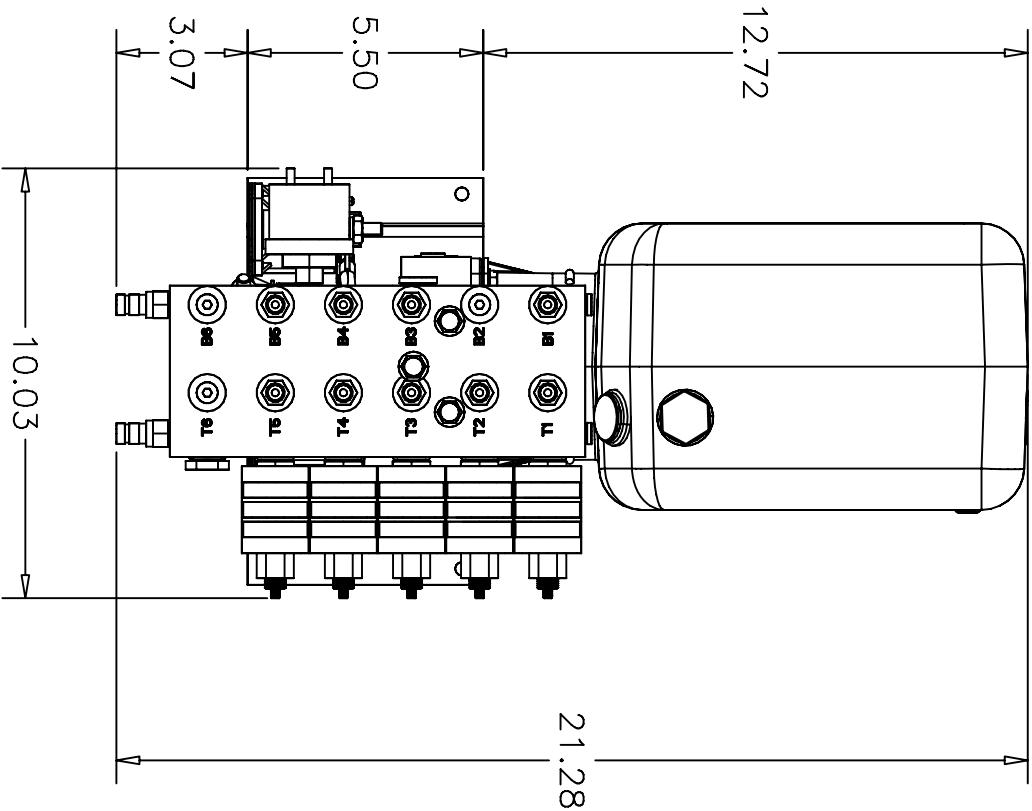
55169 COUNTRY ROAD 3 ELKHART, IN 46515		REVISIONS		BY:	DATE:	UNLESS OTHERWISE SPECIFIED:		TITLE	USED ON:	
Equalizer		#		BY:	DATE:	TOLERANCES:		5 FUNC. BIROT. PUMP ASSEMBLY	FOREST RIVER	
		A		SU	8/11/10	XXX ± 0.010		SIZE SCALE MATERIAL	NOTED	
						XX ± 0.010		A 1: 1 AS		
						X ± 0.030		DRW BY: DATE:		
						ANG. ± 1/2"		SU 2/17/09		
						REMOVE ALL BURRS AND SHARP EDGES .015 MAX		AP'D BY DATE:		
								—		
								PAGE: 1 OF 3		
								DWG NO.: P7611		
								REV: A		

NOTICE – This drawing, including principles of design, is the property of Days Corporation, Elkhart, Indiana, with the agreement that it is not to be reproduced, copied, or loaned in any manner that may constitute a detriment directly or indirectly to Days Corporation. Acceptance of this will be construed as an agreement of the above.



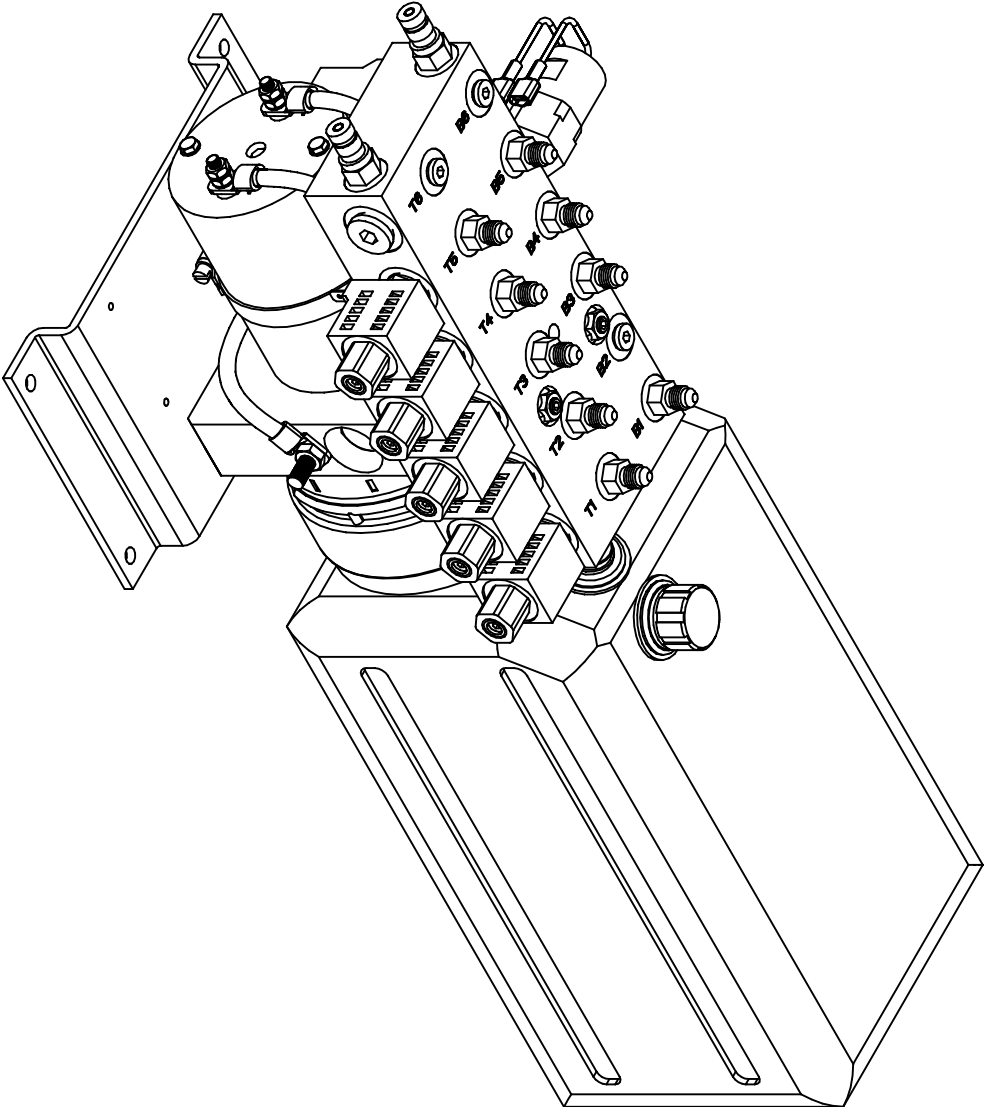
<b>Equalizer</b>		55169 COUNTRY ROAD 3 ELKHART, IN 46515			
#	A	REVISIONS	Changed to compact manifold	BY: SU	DATE: 8/11/10
		UNLESS OTHERWISE SPECIFIED:			
		TOLERANCES:			
		.XXX ± 0.010			
		.XX ± 0.010			
		.X ± 0.030			
		ANG. ± 1/2°			
		REMOVE ALL BURRS AND SHARP EDGES .015 MAX			
		TITLE	5 FUNC. BIROT. PUMP ASSEMBLY	USED ON:	FOREST RIVER
		SIZE SCALE	1:1	DATE:	2/17/09
		DRW BY:	SU	DATE:	2/17/09
		AP'D BY:	—	DATE:	—
		PART NAME:	PUMP & MAN 5 FUNC BIROT MAN PS-FR	PAGE:	2 OF 3
		DWG NO.:	P7611	REV:	A

NOTICE - This drawing, including principles of design, is the property of Days Corporation, Elkhart, Indiana, with the agreement that it is not to be reproduced, copied, or loaned in any manner that may constitute a detriment directly or indirectly to Days Corporation. Acceptance of this will be construed as an agreement of the above.



<b>Equalizer</b>		55169 COUNTY ROAD 3 ELKHART, IN 46515		REVISED		BY: DATE:		UNLESS OTHERWISE SPECIFIED:		TITLE		USED ON:	
NOTICE - This drawing, including principles of design, is the property of Days Corporation, Elkhart, Indiana, with the agreement that it is not to be reproduced, copied, or loaned in any manner that may constitute a detriment directly or indirectly to Days Corporation. Acceptance of this will be construed as an agreement of the above.		#		CHANGED TO COMPACT MANIFOLD		SU		TOLERANCES:		5 FUNC. BIROT. PUMP ASSEMBLY		FOREST RIVER	
		A				8/11/10		XXX ± 0.010		SIZE SCALE MATERIAL		NOTED	
								XX ± 0.010		A 1:1 AS			
								X ± 0.030		SU		PART NAME:	
								ANG. ± 1/2"		DATE: 2/17/09		PUMP & MAN 5 FUNC BIROT MAN PS-FR	
								REMOVE ALL BURRS AND SHARP EDGES .015 MAX		APPROVED BY DATE:		PAGE: 3 OF 3	
												DWG. NO.: P7611	
												REV: A	

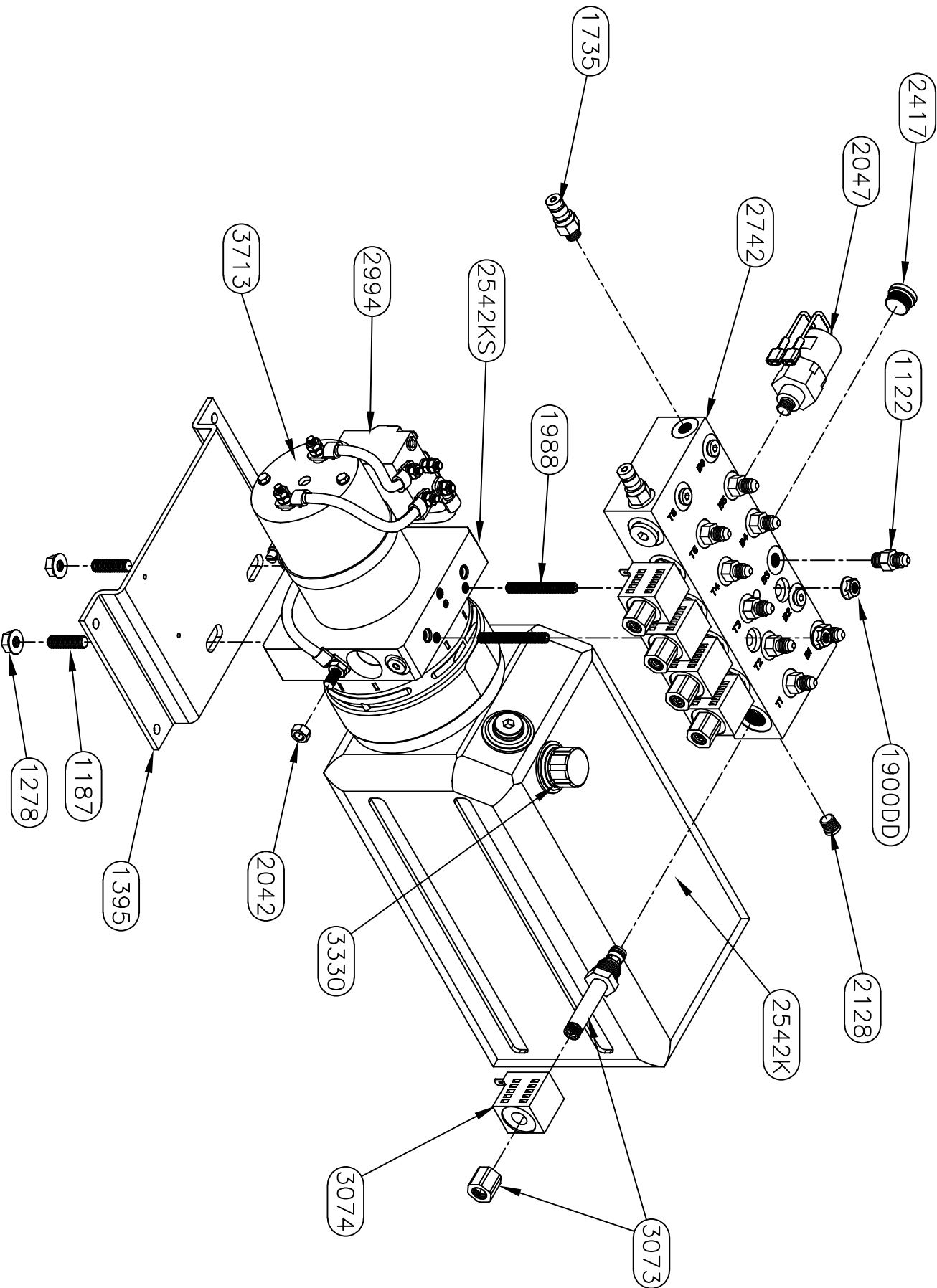
PARTS LIST		
PART#	DESCRIPTION	QUAN
1122	FITTING-#4 OR MALE X #4 JIC	9
1187	SCREW-3/8-16 X 1 1/4 CUP PT SSS	2
1278	NUT-3/8 FLANGE	2
1395	PLATE-PUMP MOUNT-CQ	1
1735	FITTING-DF04-1/4 DIAG. TIP	2
1900DD	NUT-5/16"-18 FLANGE LK REG 2	2
1988	SCREW-5/16-18 X 2 1/2 SSS CUP POINT	2
2042	NUT-5/16-18 HEX ZINC	1
2047	SWITCH-PRESSURE SWITCH 1200 PSI	1
2128	PLUG-#4 SOCKET HEAD O-RING	5
2417	PLUG-SOCKET HEAD #8 O-RING	2
2542KS	PUMP-BIROTAIE 8 QT.-KS	1
2742	MANIFOLD-BIROT 6 FUNC. COMPACT	1
3073	VALVE-DELTROL	5
3074	COIL-DELTROL	5
6572C	HARNES, 10" POWER AND GND FEED-CONT.	1
6650BR	HARNES, 6 FUNC PUMP GROUND LEAD BIROT	1
6781BR	HARNES, PUMP 6 FUNCTION GS	1
2542K	RESERVOIR KIT-2542KS	1
2994	CONTACTOR-REVERSING	1
3330	CAP-FILL-3195KS-3200KS-3201KS	1
3713	MOTOR-2542KS	1



NOTE:  
PARTS 2542K, 2994, 3330, & 3713 ARE INCLUDED IN PART  
2542KS AS AN ASSEMBLY  
PARTS 6572C, 6650BR, & 6781BR ARE NOT SHOWN

**Warranty authorization must come directly  
from Equalizer Systems. (800) 846-9659.**

<div> <div>55169 COUNTRY ROAD 3</div> <div>ELKHART, IN 46515</div> </div>		#	<div>REVISIONS</div>		BY:	DATE:	<div> <div> <div>UNLESS OTHERWISE SPECIFIED:</div> <div>TOLERANCES:</div> <div>.XXX ± 0.010</div> <div>.XX ± 0.010</div> <div>.X ± 0.030</div> <div>ANG. ± 1/2"</div> </div> <div> <div>REMOVE ALL BURRS AND SHARP EDGES .015 MAX</div> </div> </div>		<div> <div>TITLE</div> <div>5 FUNC. BIROT. PUMP ASSEMBLY</div> </div>	<div> <div>USED ON:</div> <div>FOREST RIVER</div> </div>
<div> <div>Equalizer</div> </div>							<div> <div>NOTED</div> </div>		<div> <div>PART NAME:</div> <div>PUMP &amp; MAN 5 FUNC. BIROT MOS 8 QT-FR</div> </div>	
<div> <div>NOTICE - This drawing, including principles of design, is the property of Dye Corporation, Elkhart, Indiana, with the agreement that it is not to be reproduced, copied, or loaned in any manner that may constitute a detriment directly or indirectly to Dye Corporation. Acceptance of this will be construed as an agreement of the above.</div> </div>							<div> <div>PAGE:</div> <div>1 OF 3</div> </div>		<div> <div>DWG NO.:</div> <div>P7611KS</div> </div>	
									<div> <div>REV:</div> <div>-</div> </div>	



*Equalizer*

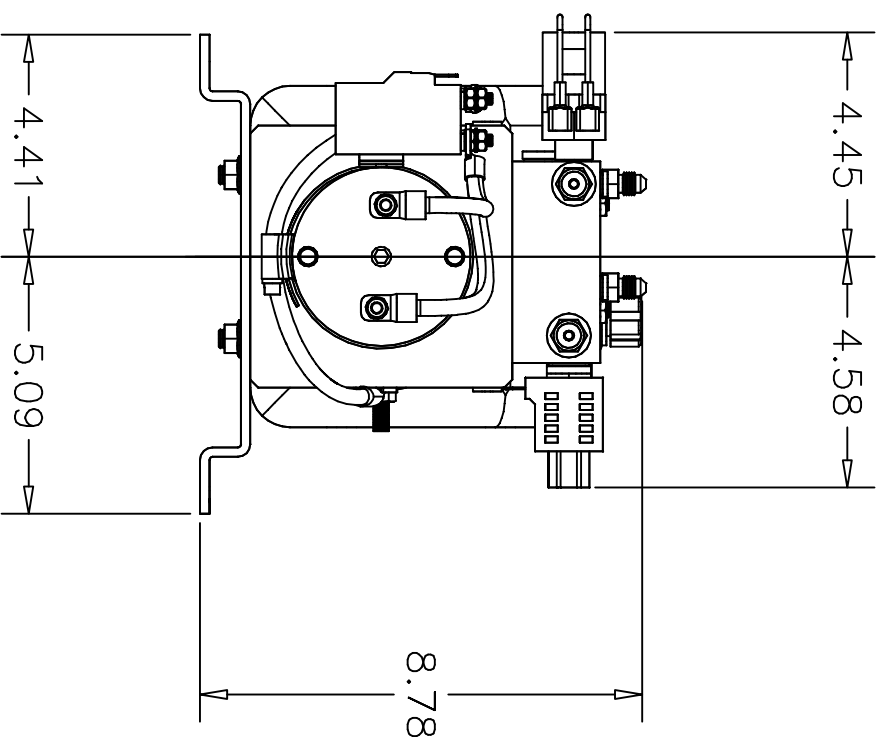
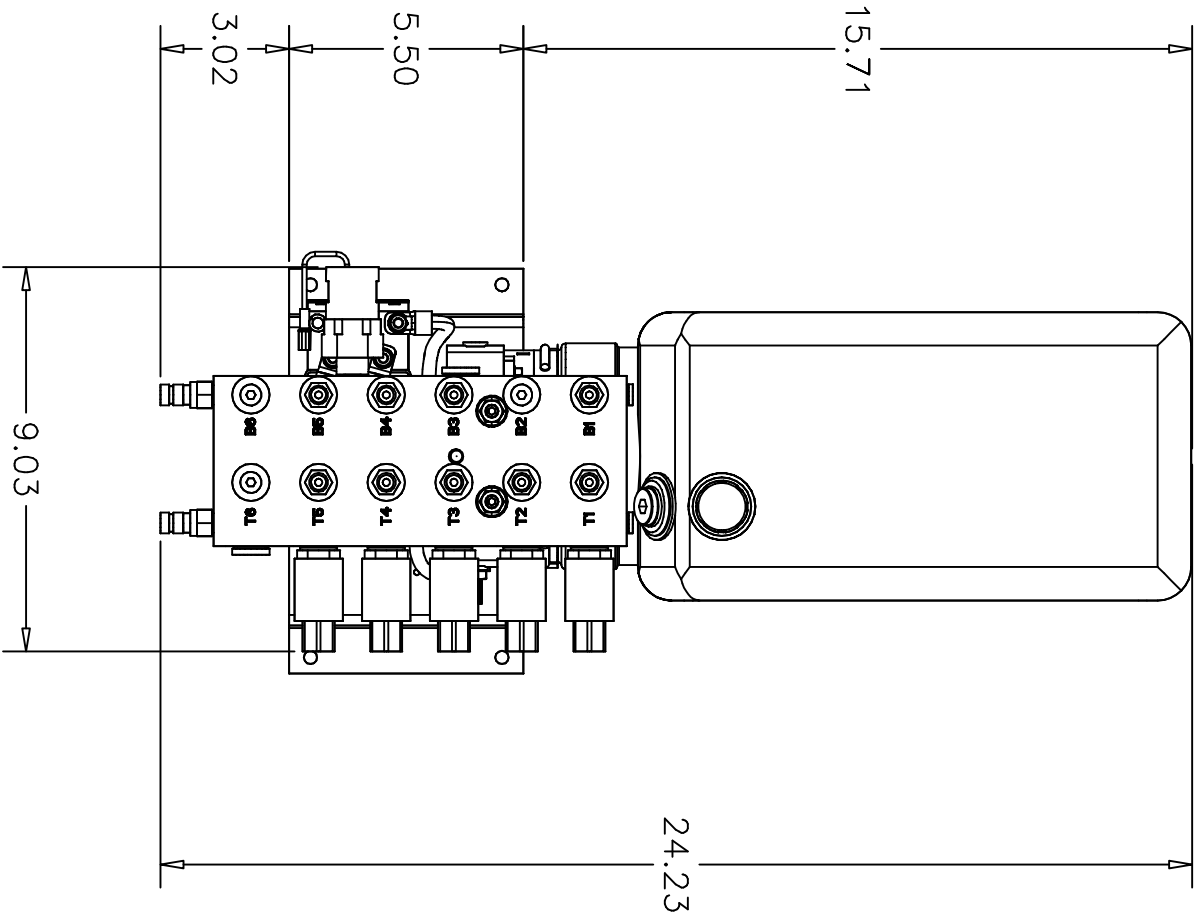
55169 COUNTRY ROAD 3  
ELKHART, IN 46515

NOTICE - This drawing, including principles of design, is the property of Dye Corporation, Elkhart, Indiana, with the agreement that it is not to be reproduced, copied, or loaned in any manner that may constitute a detriment directly or indirectly to Dye Corporation. Acceptance of this will be construed as an agreement of the above.

#	REVISIONS	BY:	DATE:

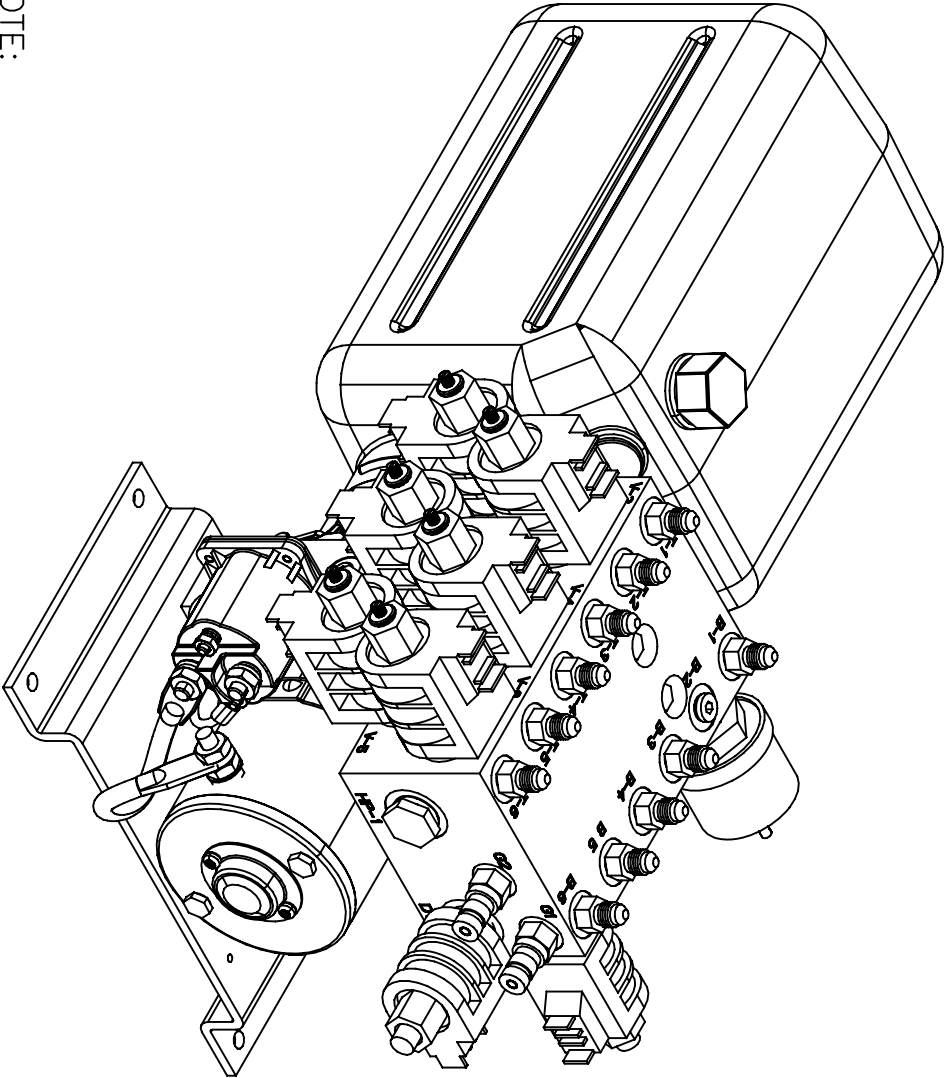
UNLESS OTHERWISE SPECIFIED:  
TOLERANCES:  
XXX ± 0.010  
XX ± 0.010  
X ± 0.030  
ANG. ± 1/2°  
REMOVE ALL BURRS AND SHARP EDGES .015 MAX

TITLE	USED ON:
5 FUNC. BIROT. PUMP ASSEMBLY	FOREST RIVER
SIZE SCALE MATERIAL	
A 1:1 AS	
DRW BY: DATE:	PART NAME:
SU 10/31/18	PUMP & MAIN 5 FUNC. BIROT MOS 8 QT-FR
AP'D BY: DATE:	PAGE: 2 OF 3
	DWG NO.: P7611KS
	REV: -



<b>Equalizer</b> 55169 COUNTY ROAD 3 ELKHART, IN 46515		# REVISIONS BY: DATE:		UNLESS OTHERWISE SPECIFIED: TOLERANCES: XXX ± 0.010 XX ± 0.010 X ± 0.020 ANG. ± 1/2° REMOVE ALL BURRS AND SHARP EDGES .015 MAX		TITLE 5 FUNC. BIROT. PUMP ASSEMBLY SIZE SCALE MATERIAL A 1:1 AS DRW BY: DATE: 10/31/18 AP'D BY: DATE:		USED ON: FOREST RIVER PART NAME: PUMP & MAN 5 FUNC. BIROT MOS 8 QT-FR PAGE: 3 OF 3 DWG NO.: P7611KS REV:	
NOTICE - This drawing, including principles of design, is the property of Dye Corporation, Elkhart, Indiana, with the agreement that it is not to be reproduced, copied, or loaned in any manner that may constitute a detriment directly or indirectly to Dye Corporation. Acceptance of this will be construed as an agreement of the above.									

PARTS LIST			
ITEM	PART #	DESCRIPTION	QUAN
1	1122	FITTING-#4 OR MALE X #4 JIC	11
2	1130	COIL-DDS12	6
3	1187	SCREW-3/8-16 X 1 1/4 CUP PT SSS	2
4	1278	NUT-3/8 FLANGE	2
5	1395	PLATE-PUMP MOUNT CQ	1
6	1440	BOLT-1/4-20 X 3 HCS #8	2
7	1714	MANIFOLD-6 FUNCTION	1
8	1713	PLUG-HP CAVITY	1
9	1716	VALVE-CARTRIDGE M/O	6
10	1717	VALVE-DIRECTIONAL VALVE #6 MANUAL OVERRIDE	1
11	1735	FITTING-DF04-1/4 DIAG. TIP	2
12	1745	VALVE-#8 2 WAY M/O	1
13	1746	COIL-#6 10V	2
14	1898DD	WASHER-1/4 LOCK	2
15	1938DD	WASHER-1/4 FLAT	2
16	2015	PUMP-MTE 3.7	1
16A	1444	SOLENOID-HD PLTD	1
16B	2007	CAP-MTE BREATHER	1
16C	2427	MOTOR-MTE 3.7	1
16D	2428	RESERVOIR-MTE 6QT.-2015	1
17	2047	SWITCH-PRESSURE SWITCH 1200 PSI	1
18	2128	PLUG-#4 SOCKET HEAD O-RING	4
19	6572	HARNES, 10" POWER AND GROUND FEED	1
20	6650	HARNES, 6 FUNC PUMP GROUND LEAD	1
21	6781	HARNES, PUMP 6 FUNCTION 9 PIN	1
22			
23			




NOTE:  
PARTS 16A-16D ARE INCLUDED  
IN PART 16 AS AN ASSEMBLY  
PARTS 19, 20, & 21 ARE NOT  
SHOWN

**Warranty authorization must come directly  
from Equalizer Systems. (800) 846-9659.**

<b>Equalizer</b>		55169 COUNTRY ROAD 3 ELKHART, IN 46515	#	REVISIONS		BY:	DATE:	UNLESS OTHERWISE SPECIFIED: TOLERANCES: .XXX ± 0.010 .XX ± 0.010 .X ± 0.030 ANG. ± 1/2" REMOVE ALL BURRS AND SHARP EDGES .015 MAX		TITLE 6 FUNCTION PUMP ASSEMBLY	USED ON: FOREST RIVER
NOTICE - This drawing, including principles of design, is the property of Days Corporation, Elkhart, Indiana, with the agreement that it is not to be reproduced, copied, or loaned in any manner that may constitute a detriment directly or indirectly to Days Corporation. Acceptance of this will be construed as an agreement of the above.								SIZE SCALE MATERIAL A 1:1 AS		NOTED	
								DRAW BY: DATE: 8/9/10		PART NAME: PUMP & MANI 6 FUNC MOS	
								APPROD BY DATE:		PAGE: 1 OF 3	DWG NO.: P7666
										REV:	





55169 COUNTY ROAD 3  
ELKHART, IN 46515

## REVISIONS

BY: DATE:

**UNLESS OTHERWISE**

TITLE
6 FUNCTION PUMP ASSEMBLY

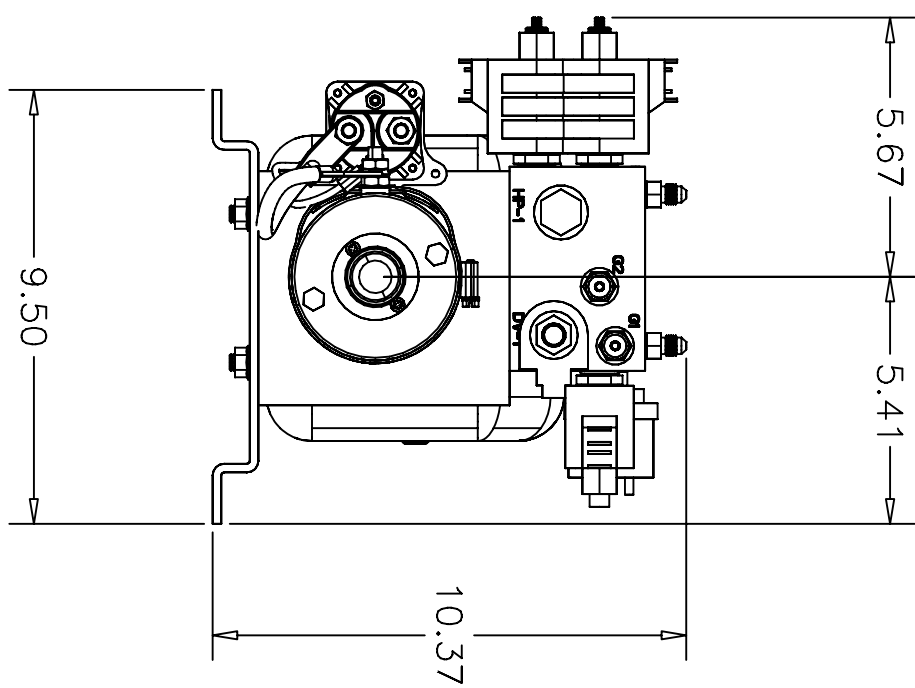
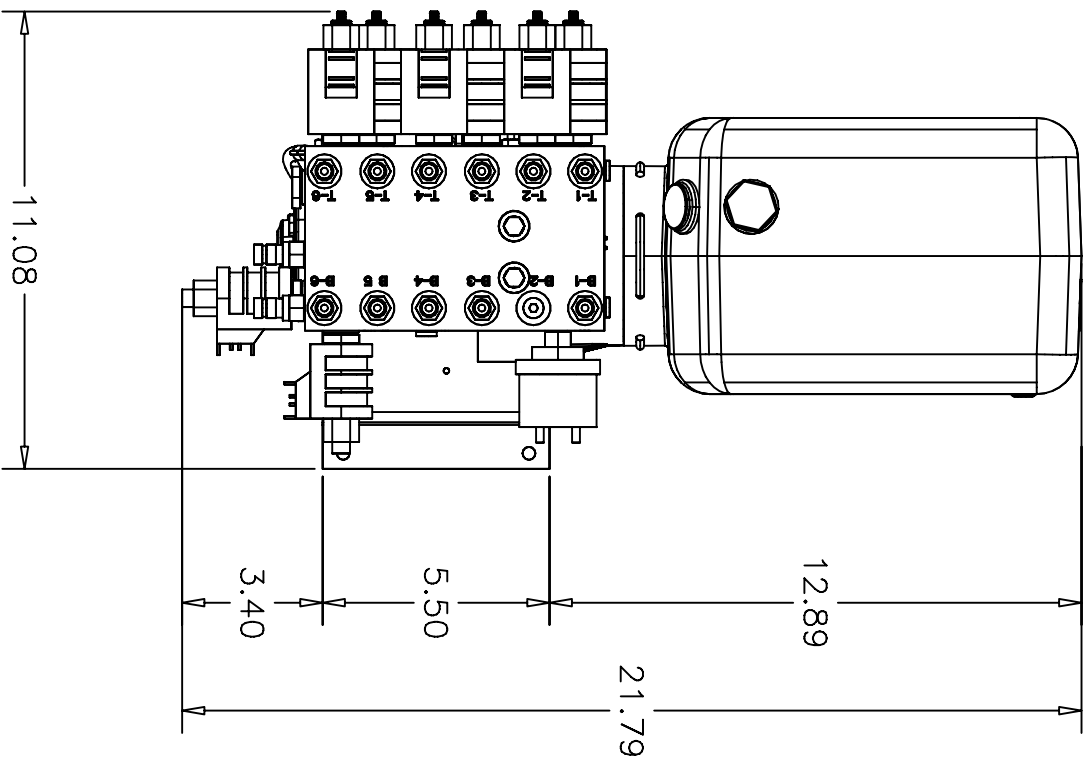
USED ON:  
FOREST RIVER

SIZE	SCALE	MATERIAL
A	1:1	AS

ZOTED

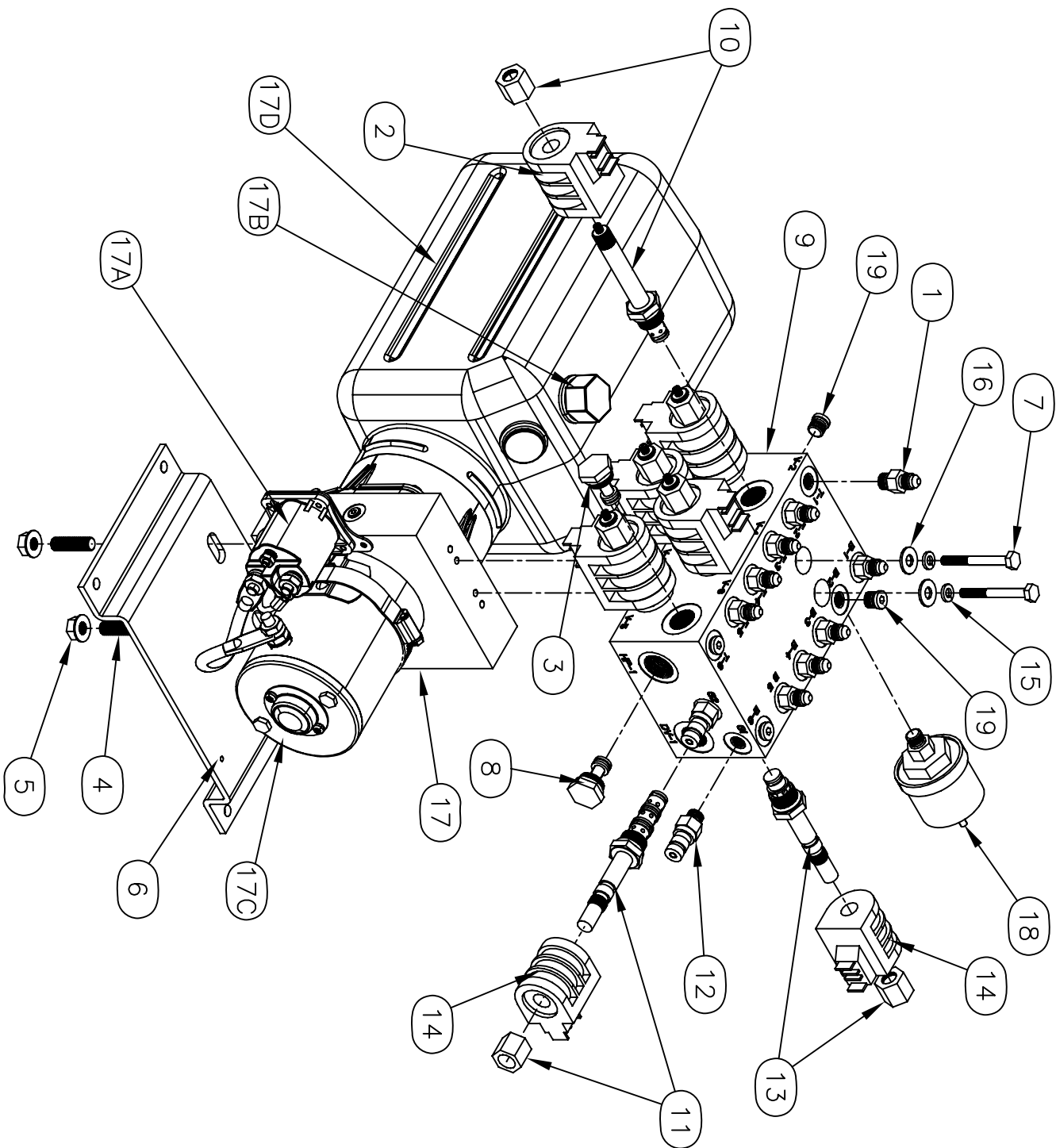
DATE:	8/9/10	PART NAME:	PUMP & MANI 6 FUNC MOS
DRW BY:	SJ		

APP'D BY DATE:	PAGE:	DWG NO.:	RE:
—	2 OF 3	P7666	—



<b>Equalizer</b> 55169 COUNTY ROAD 3 ELKHART, IN 46515		# REVISIONS BY: DATE:		UNLESS OTHERWISE SPECIFIED: TOLERANCES: XXX ± 0.010 XX ± 0.010 X ± 0.030 ANG. ± 1/2° REMOVE ALL BURRS AND SHARP EDGES .015 MAX		TITLE 6 FUNCTION PUMP ASSEMBLY SIZE SCALE MATERIAL A 1:1 AS DRAWN BY: DATE: 8/9/10 APP'D BY: DATE:		USED ON: FOREST RIVER NOTED PART NAME: PUMP & MANI 6 FUNC MOS PAGE: 3 OF 3 DWG NO.: P7666 REV:	
NOTICE - This drawing, including principles of design, is the property of Days Corporation, Elkhart, Indiana, with the agreement that it is not to be reproduced, copied, or loaned in any manner that may constitute a detriment directly or indirectly to Days Corporation. Acceptance of this will be construed as an agreement of the above.									



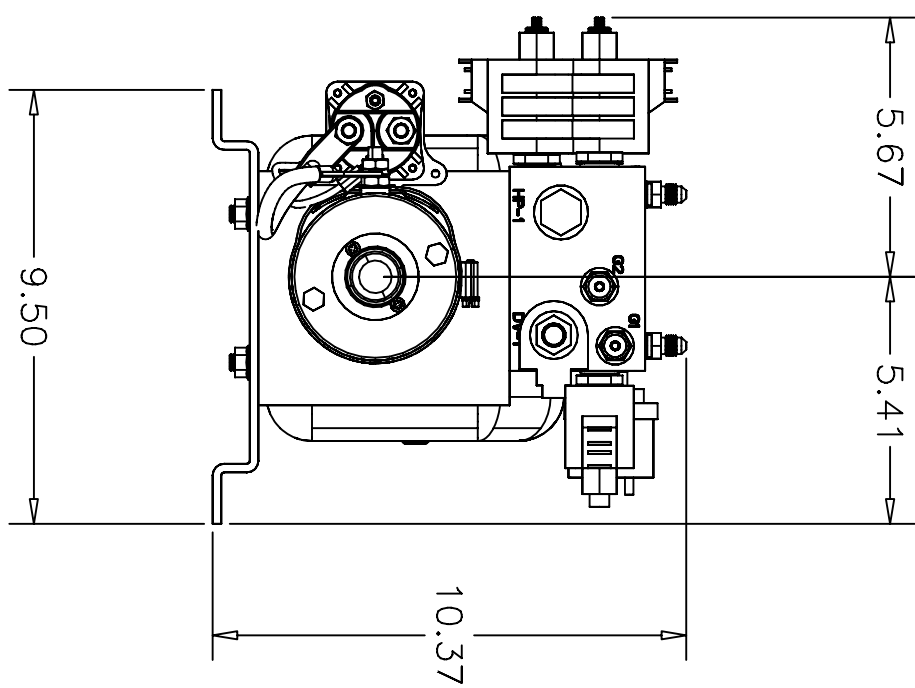
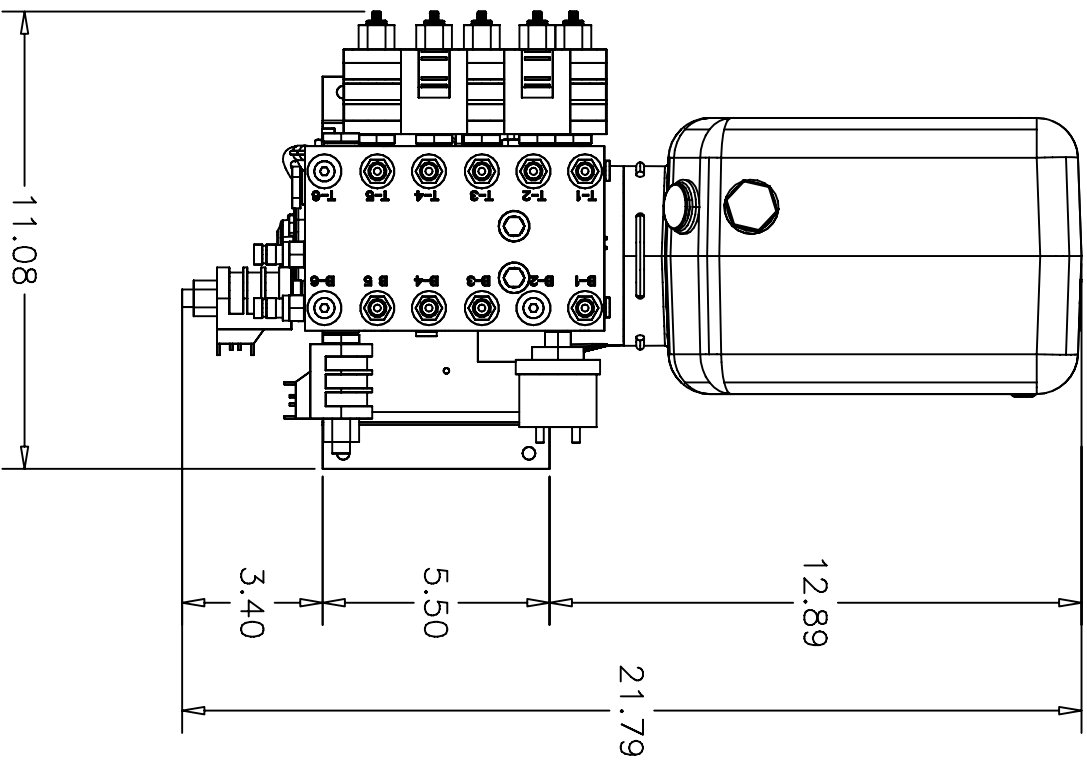


*Equalizer*

55169 COUNTRY ROAD 3  
ELKHART, IN 46515

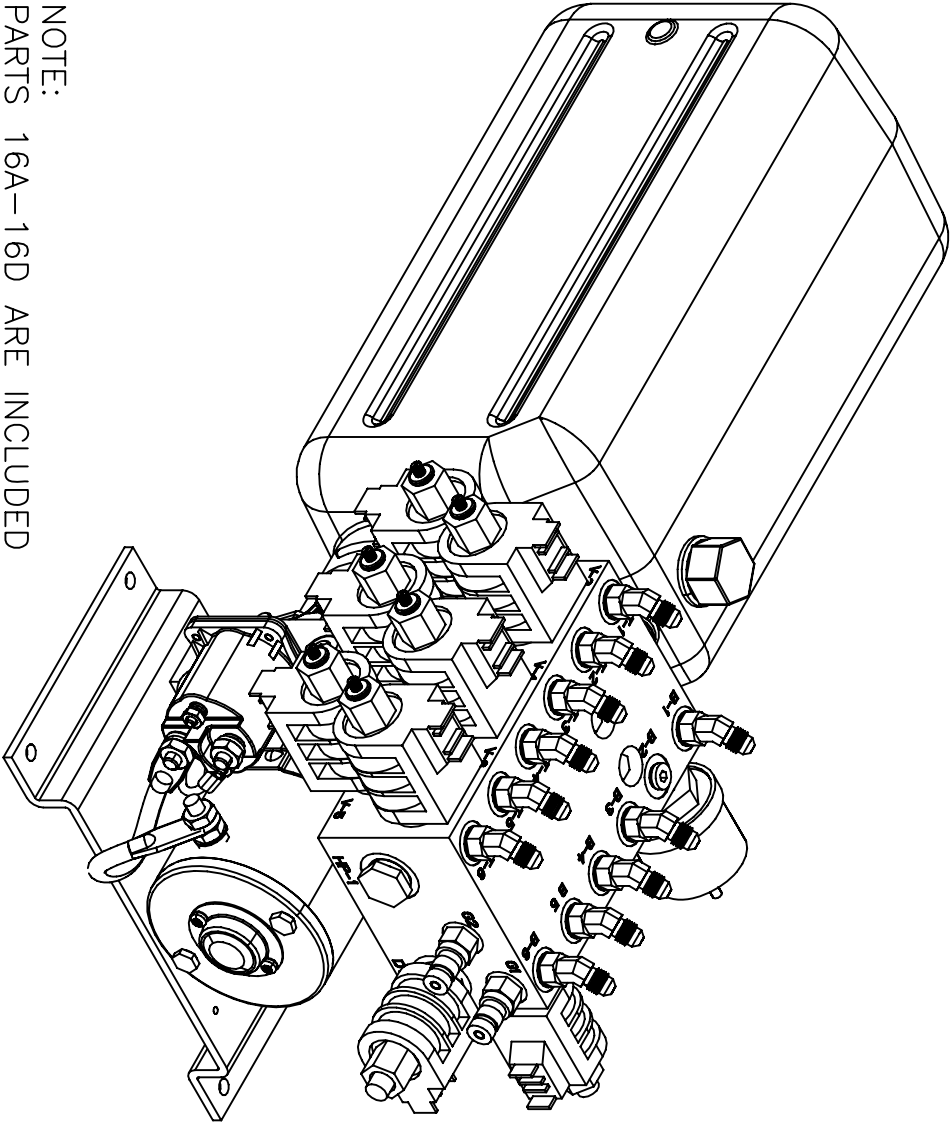
NOTICE - This drawing, including principles of design, is the property of Days Corporation, Elkhart, Indiana, with the agreement that it is not to be reproduced, copied, or loaned in any manner that may constitute a detriment directly or indirectly to Days Corporation. Acceptance of this will be construed as an agreement of the above.

#	REVISIONS	BY:	DATE:	TITLE	USED ON:
				5. FUNCTION PUMP ASSEMBLY	FOREST RIVER
				UNLESS OTHERWISE SPECIFIED:	
				TOLERANCES:	
				.XXX ± 0.010	
				.XX ± 0.010	
				.X ± 0.030	
				ANG. ± 1/2°	
				REMOVE ALL BURRS AND SHARP EDGES .015 MAX	
				SIZE SCALE MATERIAL	NOTED
				A 1:1 AS	
				DRW BY: DATE:	PART NAME:
				SU 8/9/10	PUMP & MANI 5 FUNC MOS
				AP'D BY DATE:	PAGE: 2 OF 3
					PWG NO.: P7667
					REV:



<b>Equalizer</b> 55169 COUNTY ROAD 3 ELKHART, IN 46515		# REVISIONS BY: DATE:		UNLESS OTHERWISE SPECIFIED: TOLERANCES: XXX ± 0.010 XX ± 0.010 X ± 0.030 ANG. ± 1/2° REMOVE ALL BURRS AND SHARP EDGES .015 MAX		TITLE 5 FUNCTION PUMP ASSEMBLY SIZE SCALE MATERIAL A 1:1 AS DRAWN BY: DATE: 8/9/10 APPROVED BY: DATE:		USED ON: FOREST RIVER NOTED PART NAME: PUMP & MANI 5 FUNC MOS PAGE: 3 OF 3 DWG NO.: P7667 REV:	
NOTICE - This drawing, including principles of design, is the property of Days Corporation, Elkhart, Indiana, with the agreement that it is not to be reproduced, copied, or loaned in any manner that may constitute a detriment directly or indirectly to Days Corporation. Acceptance of this will be construed as an agreement of the above.									

PARTS LIST			
ITEM	PART#	DESCRIPTION	QUAN
1	1724	FITTING-#4 JIC X #4 JIC X 45°	11
2	1130	COIL-DDS12	6
3	1187	SCREW-3/8-16 X 1 1/4 CUP PT SSS	2
4	1278	NUT-3/8 FLANGE	2
5	1395	PLATE-PUMP MOUNT CQ	1
6	1440	BOLT-1/4-20 X 3 HCS #8	2
7	1714	MANIFOLD-6 FUNCTION	1
8	1713	PLUG-HP CAVITY	1
9	1716	VALVE-CARTRIDGE M/O	6
10	1717	VALVE-DIRECTIONAL VALVE #6 MANUAL OVERRIDE	1
11	1735	FITTING-DF04-1/4 DIAG. TIP	2
12	1745	VALVE-#8 2 WAY M/O	1
13	1746	COIL-#6 10V	2
14	1898DD	WASHER-1/4 LOCK	2
15	1938DD	WASHER-1/4 FLAT	2
16	2017	PUMP-MTE 3.7 8QT.	1
16A	1444	SOLENOID-HD PLTD	1
16B	2007	CAP-MTE BREATHER	1
16C	2427	MOTOR-MTE 3.7	1
16D	2307	RESERVOIR-MTE 8QT.-2017,2542	1
17	2047	SWITCH-PRESSURE SWITCH 1200 PSI	1
18	2128	PLUG-#4 SOCKET HEAD O-RING	4
19	6572	HARNESS, 10" POWER AND GROUND FEED	1
20	6650	HARNESS, 6 FUNC PUMP GROUND LEAD	1
21	6781	HARNESS, PUMP 6 FUNCTION 9 PIN	1
22			
23			

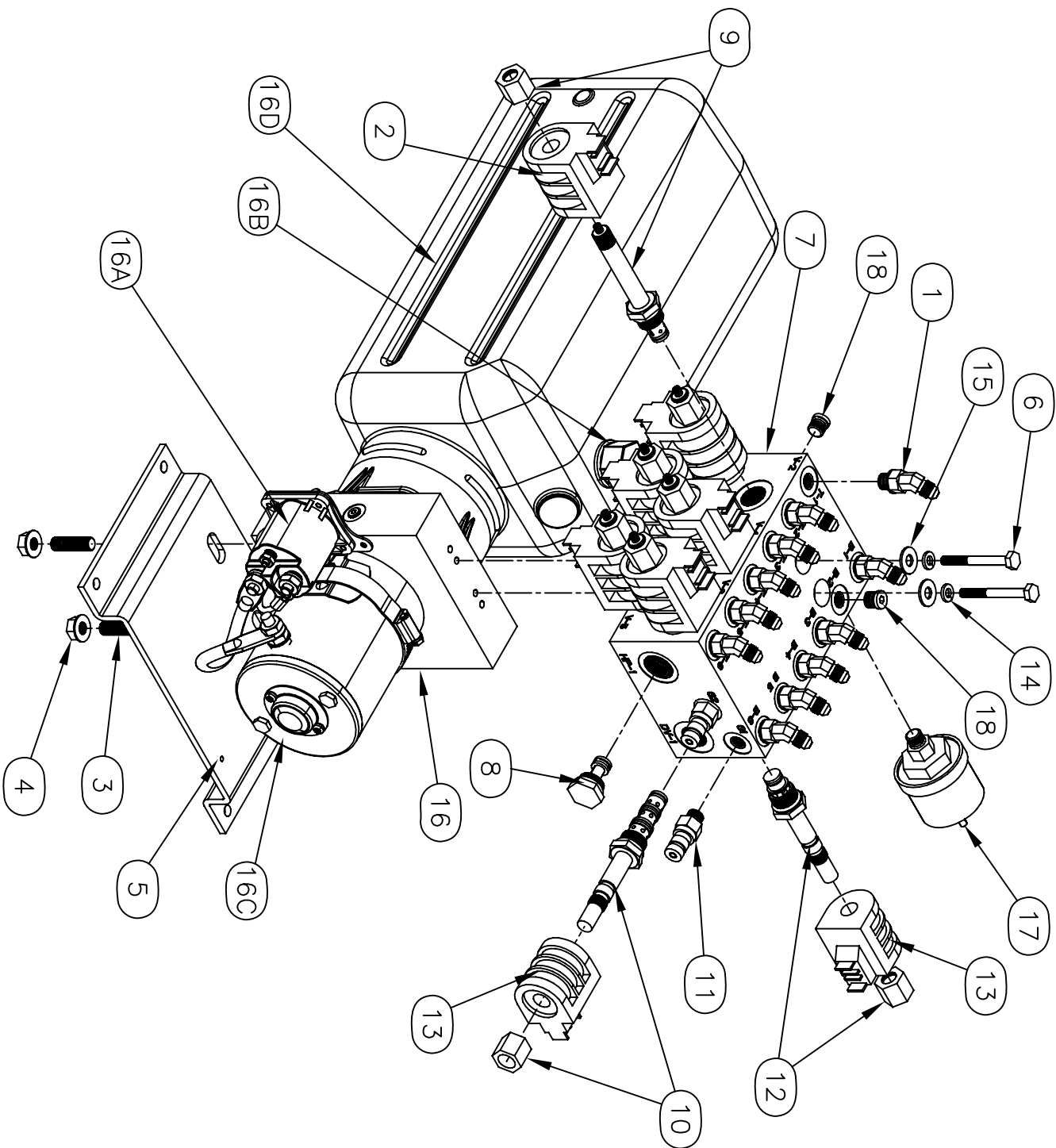


NOTE:  
PARTS 16A-16D ARE INCLUDED  
IN PART 16 AS AN ASSEMBLY  
PARTS 19, 20, & 21 ARE NOT  
SHOWN

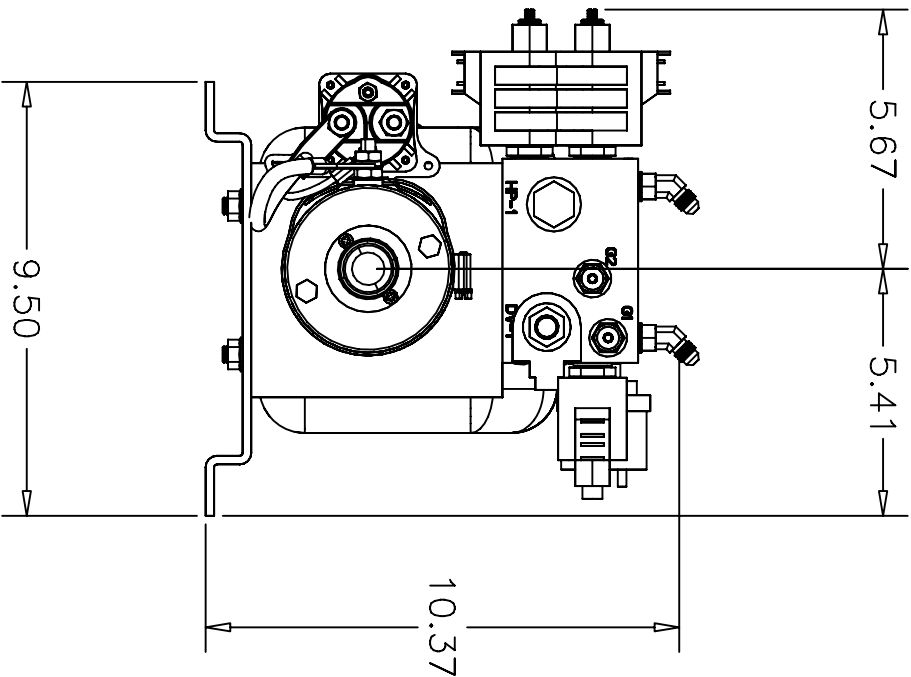
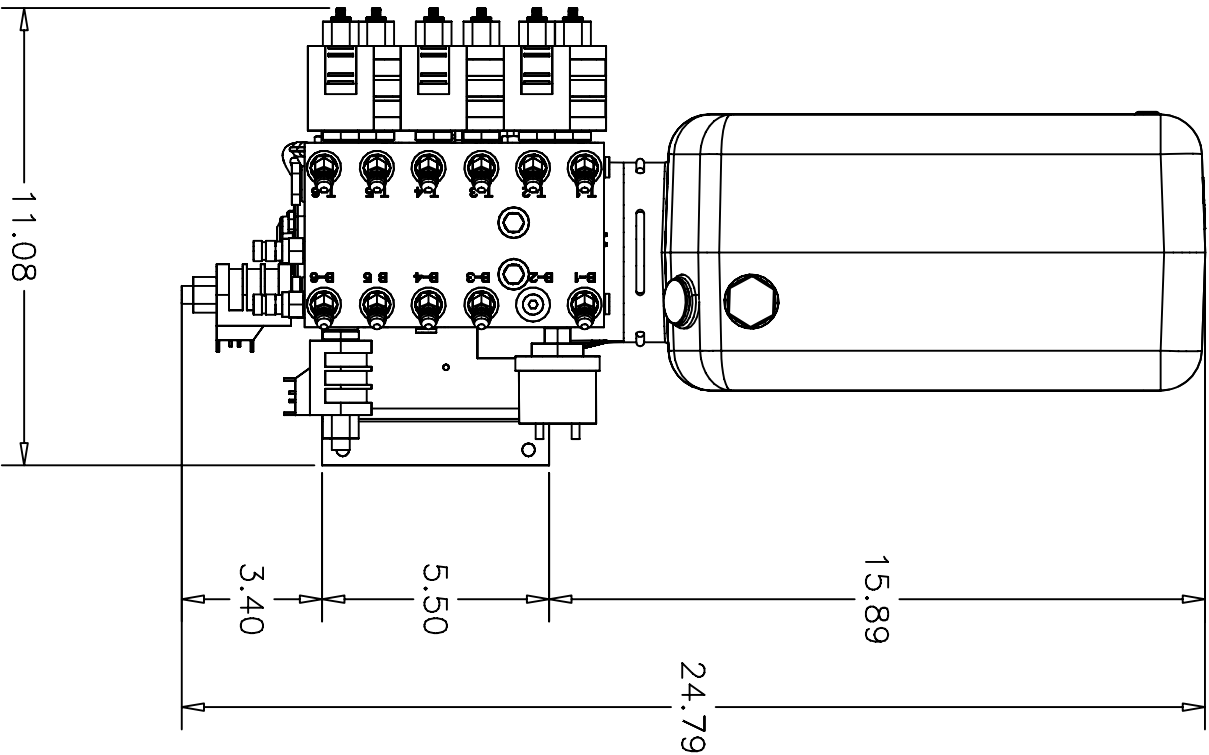
**Warranty authorization must come directly  
from Equalizer Systems. (800) 846-9659.**

<b>Equalizer</b>		55169 COUNTRY ROAD 3 ELKHART, IN 46515		#		REVISIONS		BY:		DATE:		UNLESS OTHERWISE SPECIFIED:		TITLE		USED ON:	
A		Changed to 45° fittings.		A				SU		8/13/10		TOLERANCES:		6 FUNCTION PUMP ASSEMBLY		FOREST RIVER	
												.XXX ± 0.010		A 1: 1		NOTED	
												.XX ± 0.010		MATERIAL			
												.X ± 0.030		DRW BY:		PART NAME:	
												ANG. ± 1/2°		8/9/10		PUMP & MAIN 6 FUNC 8 QT MOS	
												REMOVE ALL BURRS AND SHARP EDGES .015 MAX		AP'D BY		PAGE:	
														DATE:		1 OF 3	
																DWG NO.: P7668	
																REV:	
																A	

NOTICE - This drawing, including principles of design, is the property of Days Corporation, Elkhart, Indiana, with the agreement that it is not to be reproduced, copied, or loaned in any manner that may constitute a detriment directly or indirectly to Days Corporation. Acceptance of this will be construed as an agreement of the above.



55169 COUNTY ROAD 3 ELKHART, IN 46515			#		REVISIONS		UNLESS OTHERWISE SPECIFIED:		TITLE		USED ON:	
EQUIP			A		Changed to 45° fittings.		TOLERANCES:		6 FUNCTION PUMP ASSEMBLY		FOREST RIVER	
NOTICE - This drawing, including principles of design, is the property of Days Corporation, Elkhart, Indiana, with the agreement that it is not to be reproduced, copied, or loaned in any manner that may constitute a detriment directly or indirectly to Days Corporation. Acceptance of this will be construed as an agreement of the above.							XXX ± 0.010		SIZE SCALE MATERIAL		NOTED	
							XX ± 0.010		A 1:1 AS			
							ANG. ± 1/2"		SU		PART NAME:	
							REMOVE ALL BURRS AND SHARP EDGES .015 MAX		8/9/10		PUMP & MANI 6 FUNC 8 QT MOS	
									APD BY DATE:		PAGE:	
											2 OF 3	
											DWG NO.:	
											P7668	
											REV:	
											A	



*Equalizer*

55169 COUNTY ROAD 3  
ELKHART, IN 46515

#

A

REVISIONS

Changed to 45° fittings.

BY:

SJ

DATE:

8/13/10

UNLESS OTHERWISE SPECIFIED:

TOLERANCES:

.XXX ± 0.010

.XX ± 0.010

.X ± 0.030

ANG. ± 1/2°

REMOVE ALL BURRS AND SHARP EDGES .015 MAX

TITLE  
6 FUNCTION PUMP ASSEMBLY

USED ON:  
FOREST RIVER

SIZE SCALE MATERIAL

A 1:1 AS

NOTED

DRW BY: DATE:

SJ 8/9/10

AP'D BY DATE:

PART NAME:  
PUMP & MANI 6 FUNC 8 QT MOS

PAGE:  
3 OF 3

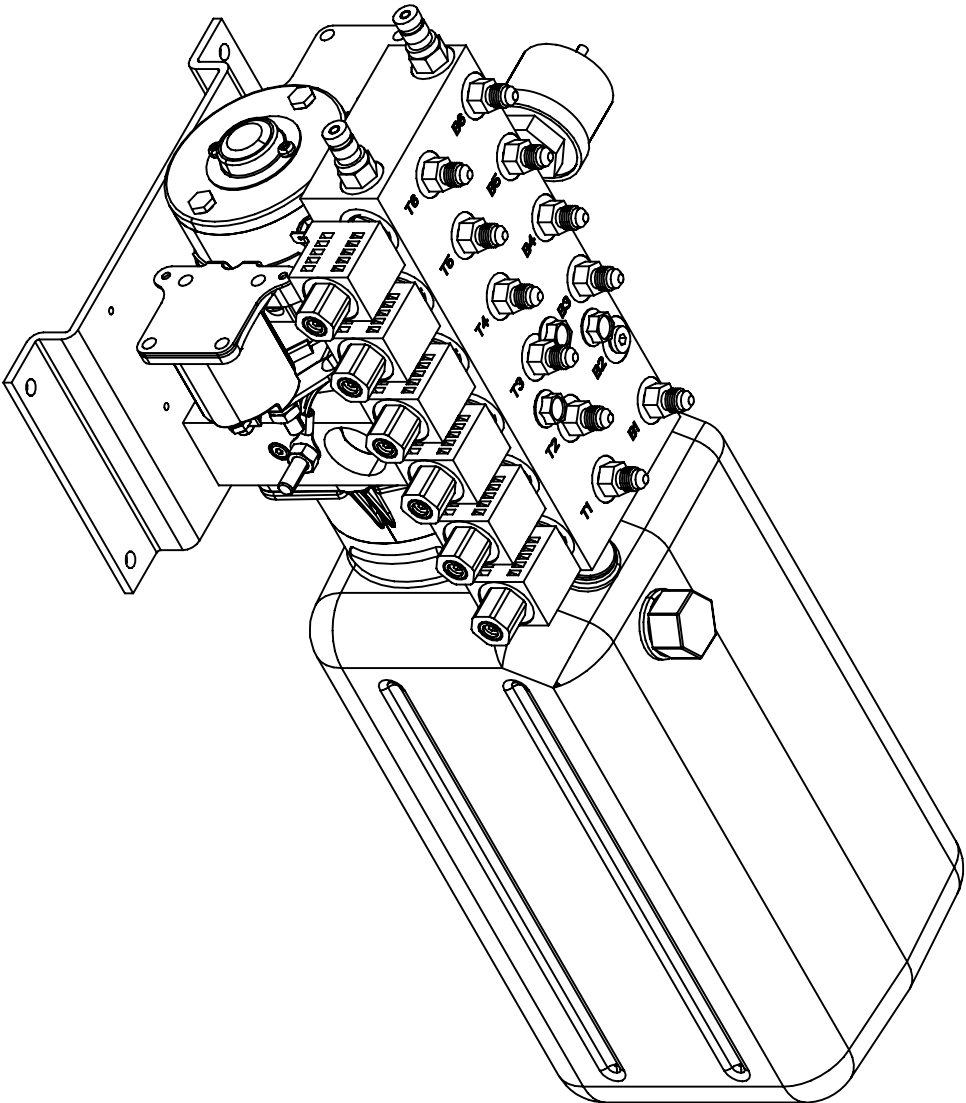
DWG NO.:  
P7668

REV:  
A

NOTICE - This drawing, including principles of design, is the property of Days Corporation, Elkhart, Indiana, with the agreement that it is not to be reproduced, copied, or loaned in any manner that may constitute a detriment directly or indirectly to Days Corporation. Acceptance of this will be construed as an agreement of the above.



PARTS LIST		
PART#	DESCRIPTION	QUAN
1122	FITTING-#4 OR MALE X #4 JIC	11
1187	SCREW-3/8-16 X 1 1/4 CUP PT SSS	2
1278	NUT-3/8 FLANGE	2
1395	PLATE-PUMP MOUNT-CQ	1
1735	FITTING-DF04-1/4 DIAG. TIP	2
2042	NUT-5/16-18 HEX ZINC	1
2047	SWITCH-PRESSURE SWITCH 1200 PSI	1
2128	PLUG-#4 SOCKET HEAD O-RING	3
2417	PLUG-SOCKET HEAD #8 O-RING	1
2542	PUMP-BIROTATE MTE 8 QT.	1
2742	MANIFOLD-BIROT 6 FUNC. COMPACT	1
2747	SCREW-5/16-18 X 2 1/4 FLANGE	3
3073	VALVE-DELTROL	6
3074	COIL-DELTROL	6
6572	HARNES, 10" POWER AND GROUND FEED	1
6650BR	HARNES, 6 FUNC PUMP GROUND LEAD BIROT	1
6781BR	HARNES, PUMP 6 FUNCTION GS	1
1444	SOLENOID-HD PLTD	2
2007	CAP-MTE BREATHER	1
2428	RESERVOIR-MTE 6QT.-2015	1
2605	MOTOR-MTE BIROT	1

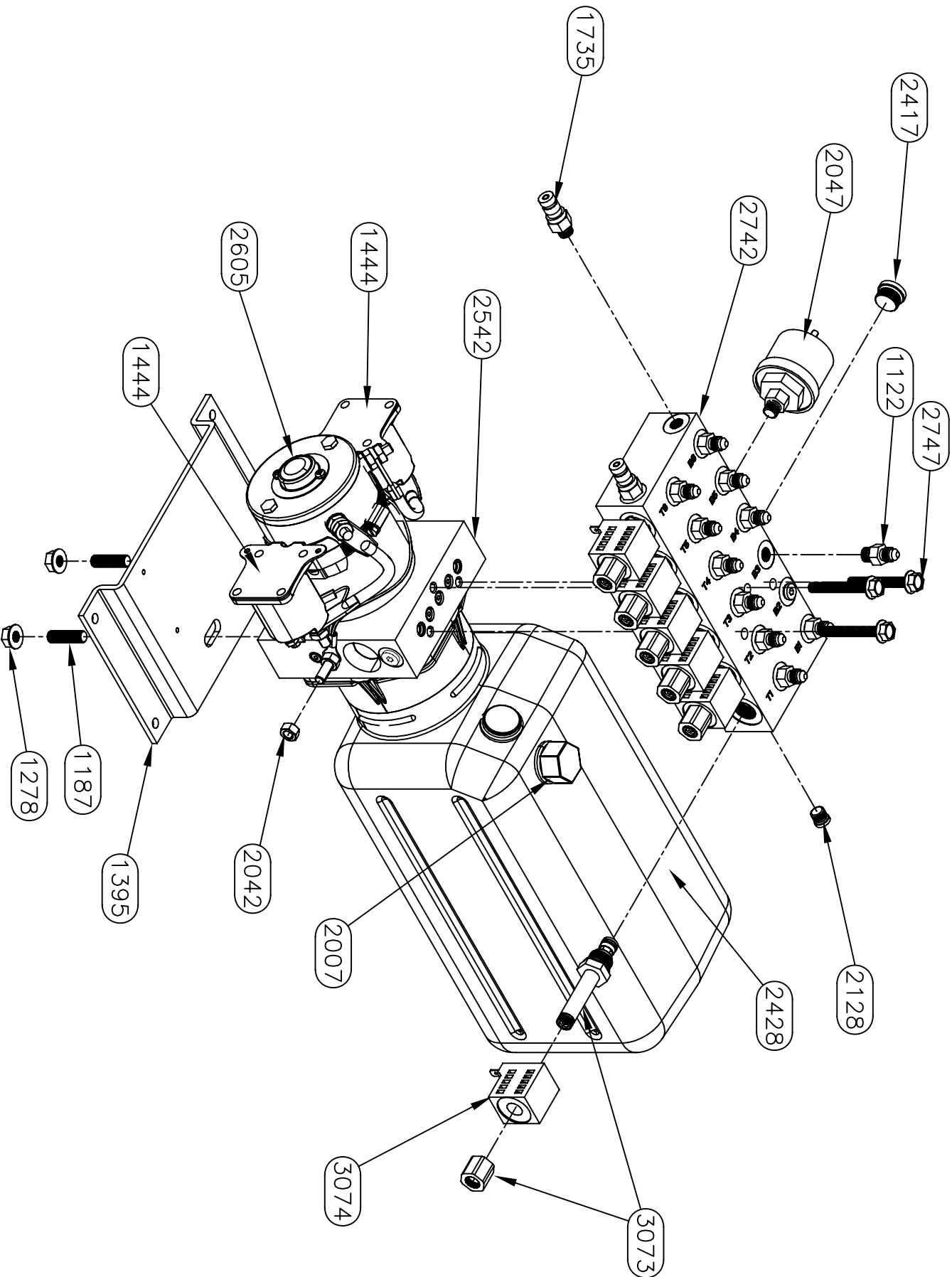


NOTE:  
PARTS 1444, 2007, 2428, & 2605 ARE INCLUDED IN PART  
2542 AS AN ASSEMBLY  
PARTS 6572, 6650BR, & 6781BR ARE NOT SHOWN

**Warranty authorization must come directly  
from Equalizer Systems. (800) 846-9659.**

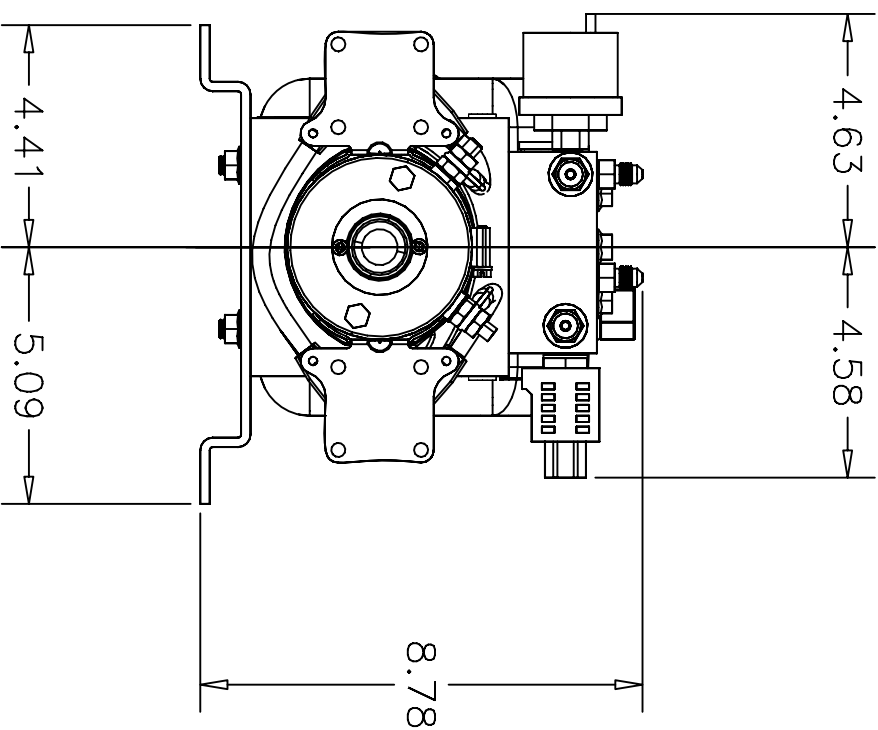
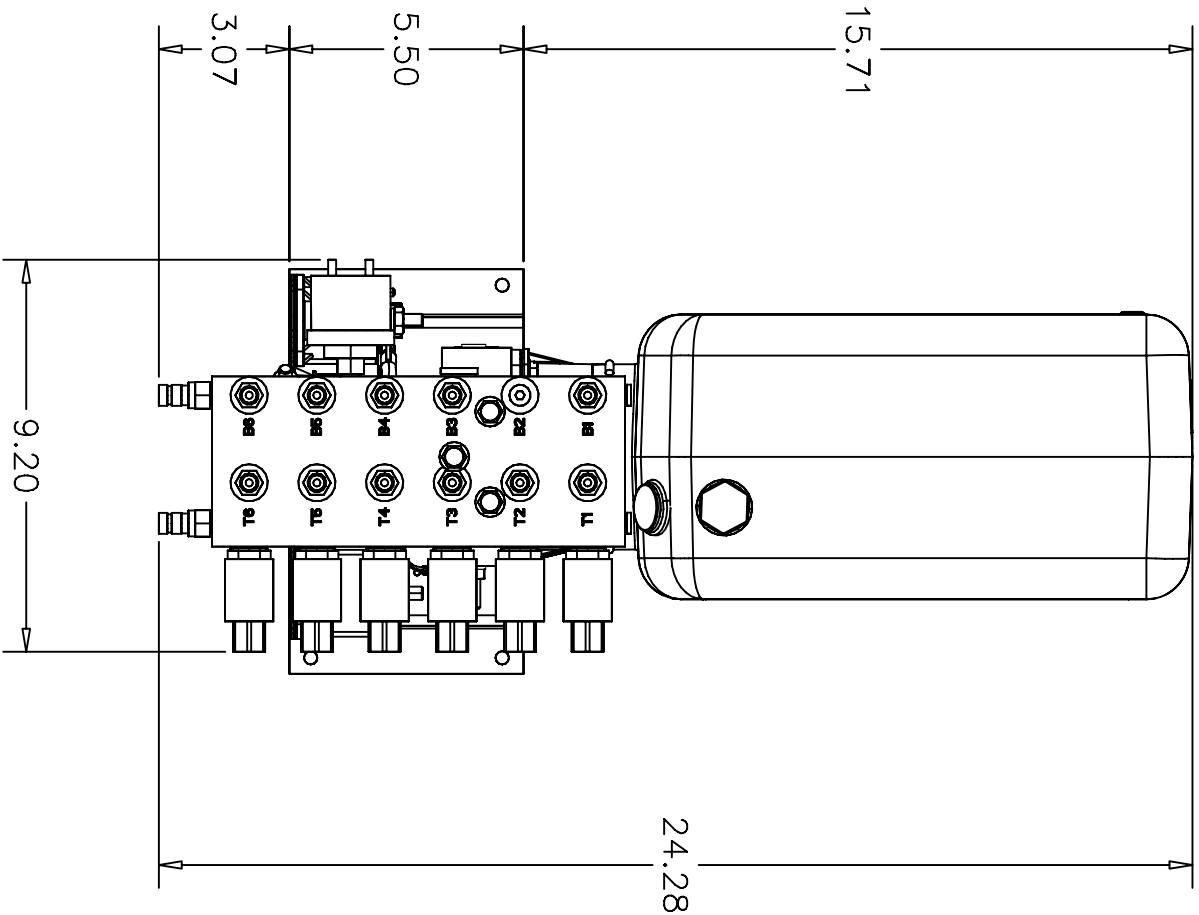
55169 COUNTRY ROAD 3 ELKHART, IN 46515		#		REVISED		BY:		DATE:		UNLESS OTHERWISE SPECIFIED:		TITLE		USED ON:	
Updated to show new valves and coils		A				SU		4/17/12		TOLERANCES: .XXX ± 0.010 .XX ± 0.050 .X ± 1/2" ANG. ± 1/2"		6 FUNC. BIROT. PUMP ASSEMBLY		FOREST RIVER	
										SIZE SCALE MATERIAL		A 1:1 AS		NOTED	
										DRW BY: DATE:		SU 8/12/10		PART NAME:	
										REMOVE ALL BURRS AND SHARP EDGES .015 MAX		AP'D BY DATE:		PUMP & MAN 6 FUNC BIROT MOS 8 QT-FR	
												PAGE: 1 OF 3		DWG NO: P7731	
														REV: A	

NOTICE - This drawing, including principles of design, is the property of Days Corporation, Elkhart, Indiana, with the agreement that it is not to be reproduced, copied, or loaned in any manner that may constitute a detriment directly or indirectly to Days Corporation. Acceptance of this will be construed as an agreement of the above.



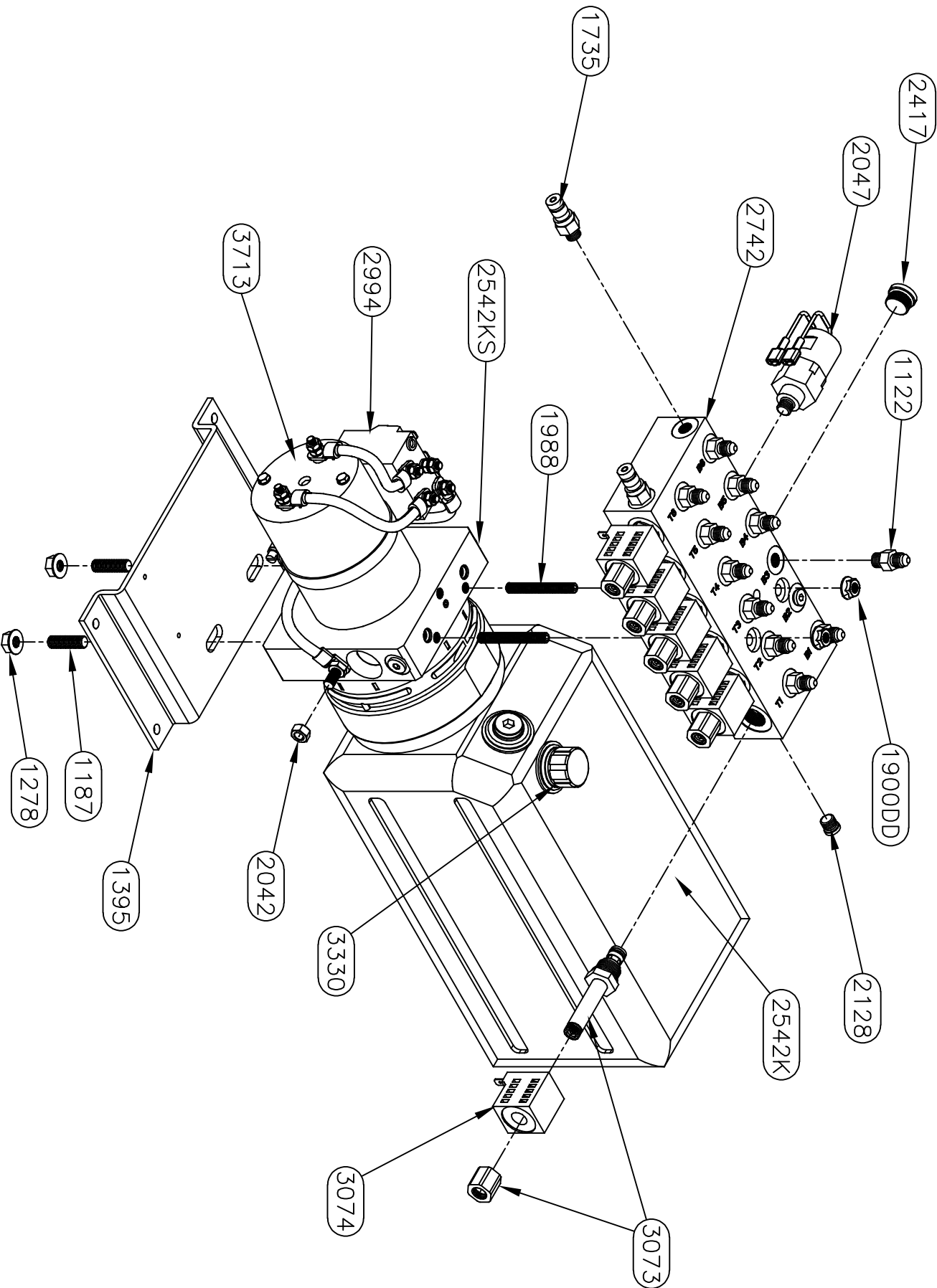
55169 COUNTY ROAD 3 ELKHART, IN 46515			REVISIONS		UNLESS OTHERWISE SPECIFIED:		TITLE		USED ON:	
146515			Updated to show new valves and coils		TOLERANCES:		6 FUNC. BIROT. PUMP ASSEMBLY		FOREST RIVER	
A			BY: SU		DATE: 4/17/12		SIZE SCALE MATERIAL		NOTED	
							A 1:1 AS			
							SU			
							DATE: 8/12/10		PART NAME:	
							AP'D BY DATE:		PUMP & MAIN 6 FUNC BIROT MOS 8 QT-FR	
									PAGE: 2 OF 3	
									DWG NO: P7731	
									REV: A	

NOTICE - This drawing, including principles of design, is the property of Days Corporation, Elkhart, Indiana, with the agreement that it is not to be reproduced, copied, or loaned in any manner that may constitute a detriment directly or indirectly to Days Corporation. Acceptance of this will be construed as an agreement of the above.



<b>Equalizer</b> 55169 COUNTY ROAD 3 ELKHART, IN 46515			# A		REVISIONS Updated to show new valves and coils		BY: SU		DATE: 4/17/12		UNLESS OTHERWISE SPECIFIED: TOLERANCES: XXX ± 0.010 XX ± 0.010 X ± 0.030 ANG. ± 1/2° REMOVE ALL BURRS AND SHARP EDGES .015 MAX		TITLE 6 FUNC. BIROT. PUMP ASSEMBLY		USED ON: FOREST RIVER	
NOTICE - This drawing, including principles of design, is the property of Days Corporation, Elkhart, Indiana, with the agreement that it is not to be reproduced, copied, or loaned in any manner that may constitute a detriment directly or indirectly to Days Corporation. Acceptance of this will be construed as an agreement of the above.			SIZE SCALE MATERIAL A 1:1 AS		DRAWN BY: DATE: SU 8/12/10		PART NAME: PUMP & MAN 6 FUNC. BIROT MOS 8 QT-FR		PAGE: DWG. NO.: 3 OF 3 P7731		REV: A					





*Equalizer*

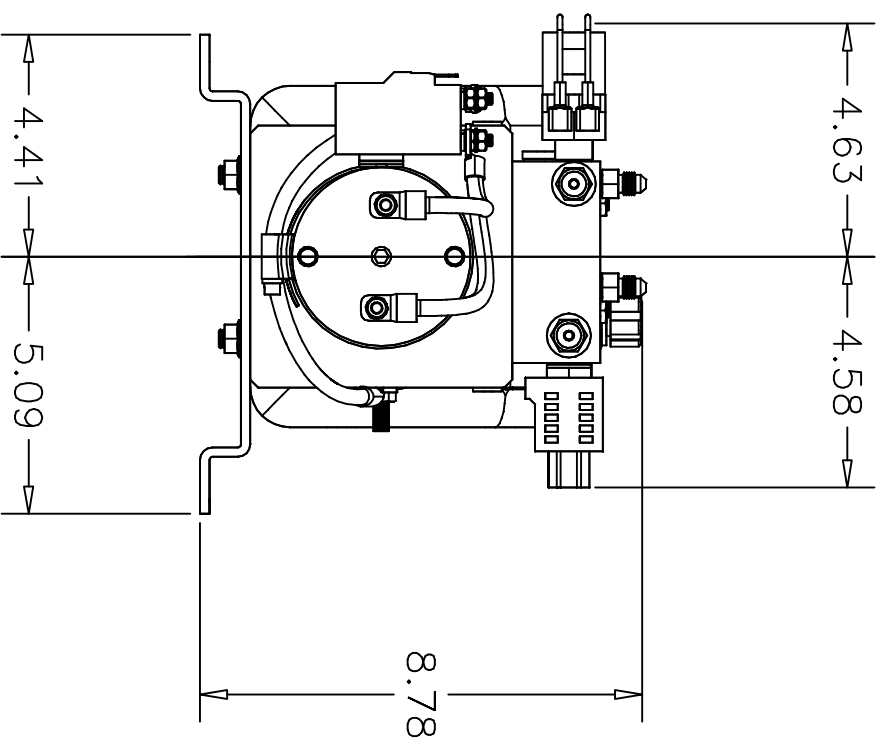
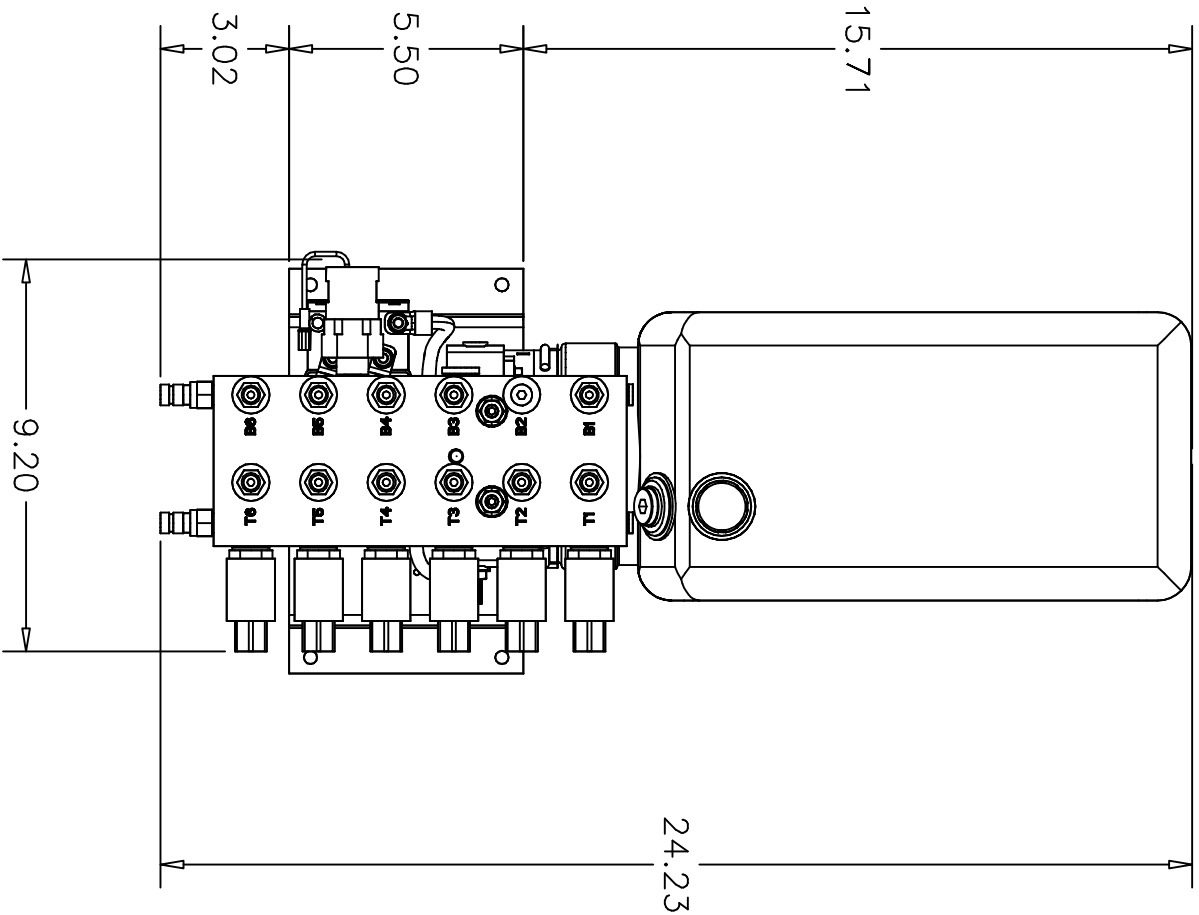
55169 COUNTRY ROAD 3  
ELKHART, IN 46515

NOTICE - This drawing, including principles of design, is the property of Dye Corporation, Elkhart, Indiana, with the agreement that it is not to be reproduced, copied, or loaned in any manner that may constitute a detriment directly or indirectly to Dye Corporation. Acceptance of this will be construed as an agreement of the above.

#	REVISIONS	BY:	DATE:

UNLESS OTHERWISE SPECIFIED:  
TOLERANCES:  
XXX ± 0.010  
XX ± 0.010  
X ± 0.030  
ANG. ± 1/2°  
REMOVE ALL BURRS AND SHARP EDGES .015 MAX

TITLE		USED ON:	
6 FUNC. BIROT. PUMP ASSEMBLY		FOREST RIVER	
SIZE SCALE	MATERIAL	NOTED	
A 1:1	AS		
DRW BY:	DATE:	PART NAME:	
SU	10/30/18	PUMP & MAIN 6 FUNC. BIROT MOS 8 QT-FR	
AP'D BY:	DATE:	PAGE:	DWG NO.:
—	—	2 OF 3	P7731KS
		REV:	—



<b>Equalizer</b>			55169 COUNTY ROAD 3 ELKHART, IN 46515		
#			REVISIONS		
			BY:		
			DATE:		
			UNLESS OTHERWISE SPECIFIED:		
			TOLERANCES:		
			.XXX ± 0.010		
			.XX ± 0.010		
			.X ± 0.030		
			ANG. ± 1/2°		
			REMOVE ALL BURRS AND SHARP EDGES .015 MAX		
TITLE			USED ON:		
6 FUNC. BIROT. PUMP ASSEMBLY			FOREST RIVER		
SIZE SCALE MATERIAL			NOTED		
A 1:1 A S					
DRW BY: DATE:			PART NAME:		
SU 10/30/18			PUMP & MAN 6 FUNC. BIROT MOS 8 QT-FR		
AP'D BY DATE:			PAGE: DWG NO.:		
—			3 OF 3 P7731KS		
			REV:		
			—		

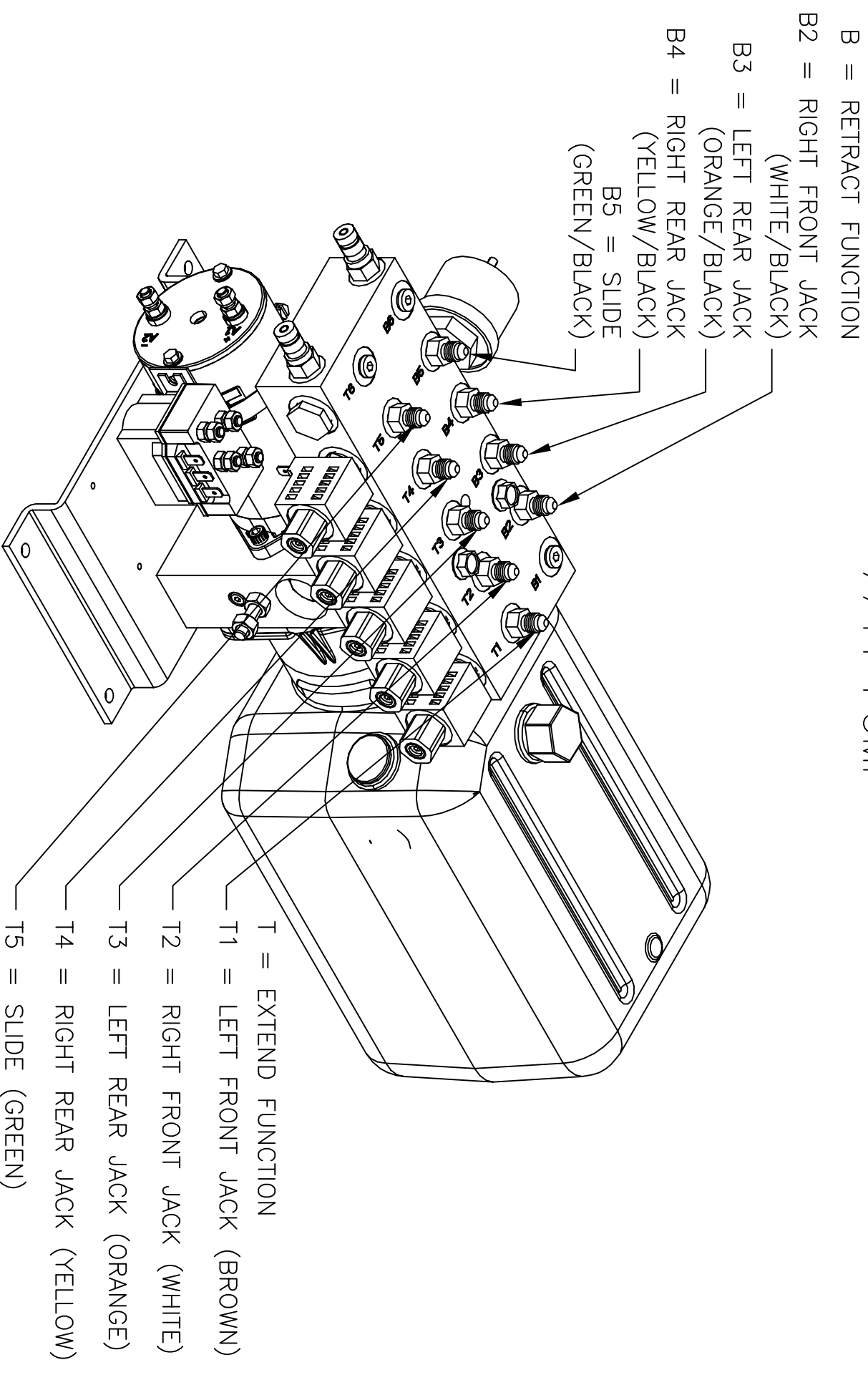
NOTICE - This drawing, including principles of design, is the property of Dye's Corporation, Elkhart, Indiana, with the agreement that it is not to be reproduced, copied, or loaned in any manner that may constitute a detriment directly or indirectly to Dye's Corporation. Acceptance of this will be construed as an agreement of the above.



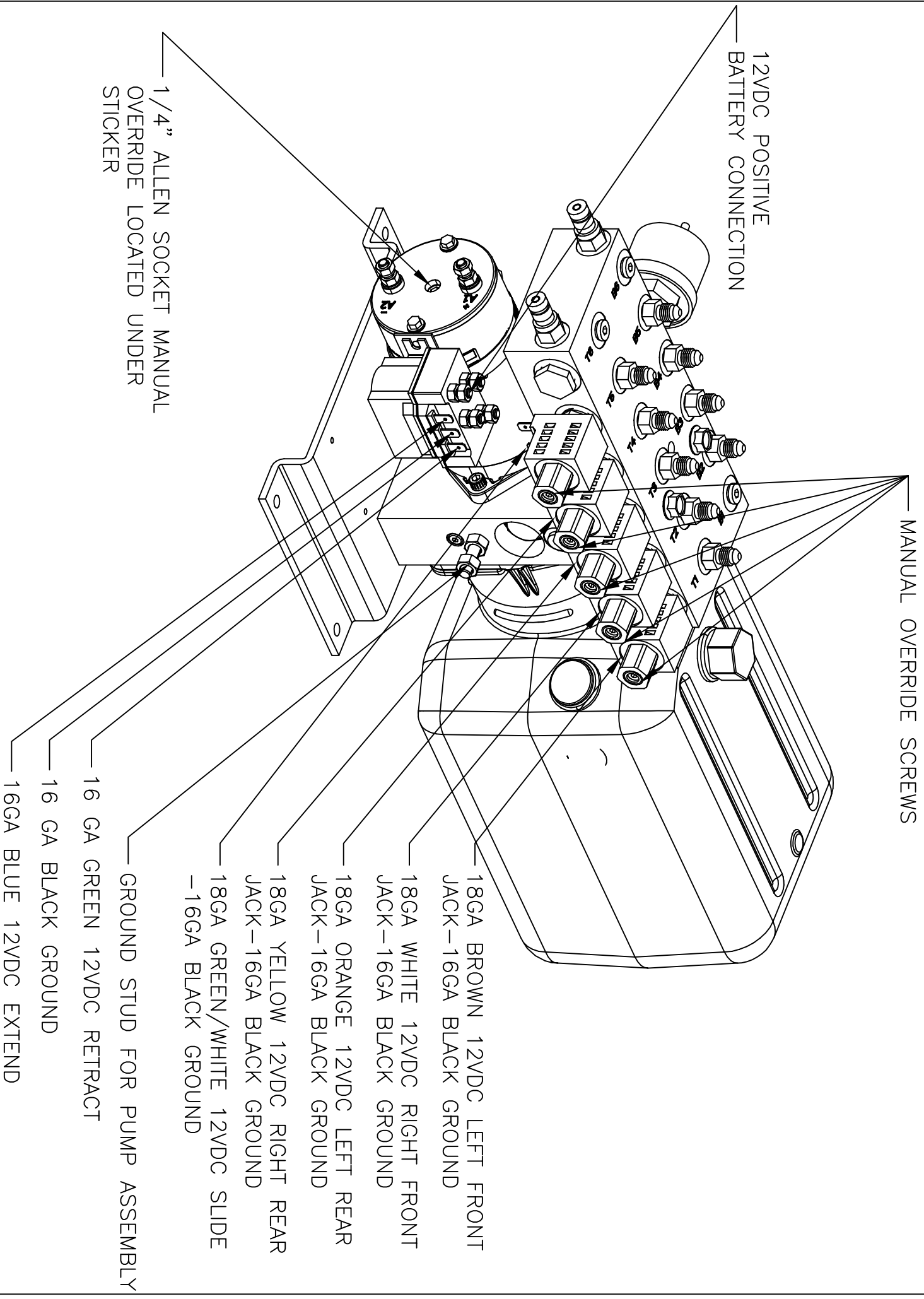




# HYDRAULIC HOSE CONNECTIONS 7744 PUMP



# 7744 PUMP WIRING





**Warranty authorization must come directly from Equalizer Systems. (800) 846-9659.**

*Equalizer*

55169 COUNTRY ROAD 3  
ELKHART, IN 46515

NOTICE - This drawing, including principles of design, is the property of Dye Corporation, Elkhart, Indiana, with the agreement that it is not to be reproduced, copied, or loaned in any manner that may constitute a detriment directly or indirectly to Dye Corporation. Acceptance of this will be construed as an agreement of the above.

#

REVISIONS

BY:

DATE:

UNLESS OTHERWISE SPECIFIED:

TOLERANCES:

.XXX ± 0.010

.XX ± 0.010

.X ± 0.030

ANG. ± 1/2°

REMOVE ALL BURRS AND SHARP EDGES .015 MAX

TITLE  
4 FUNCTION PUMP

USED ON:  
4 POINT AUTOLEVEL SYSTEMS

SIZE SCALE MATERIAL

A 1: 1

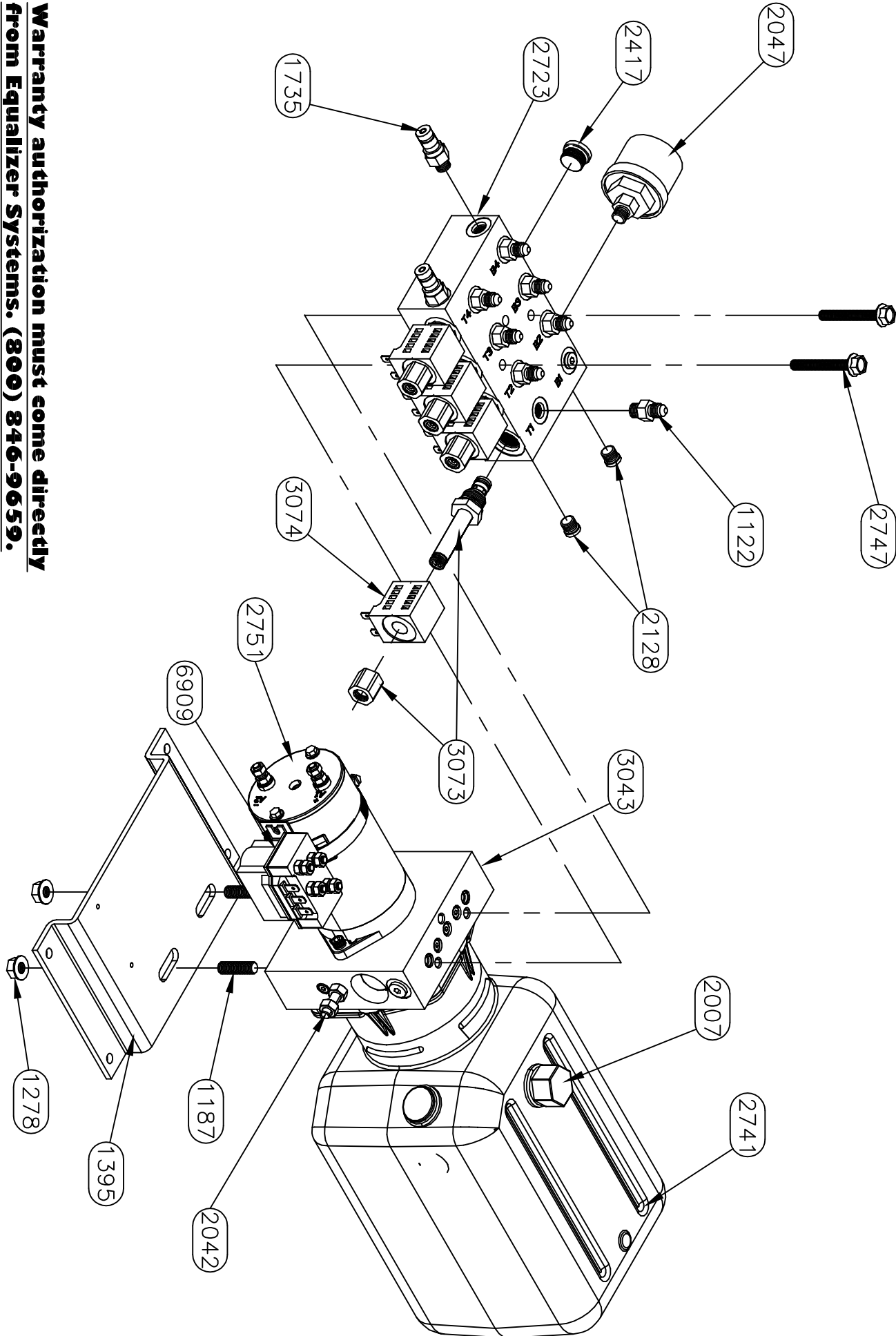
DRW BY: SU

DATE: 10/10/13

AP'D BY: DATE:

PAGE: 2 OF 2

REV: 1



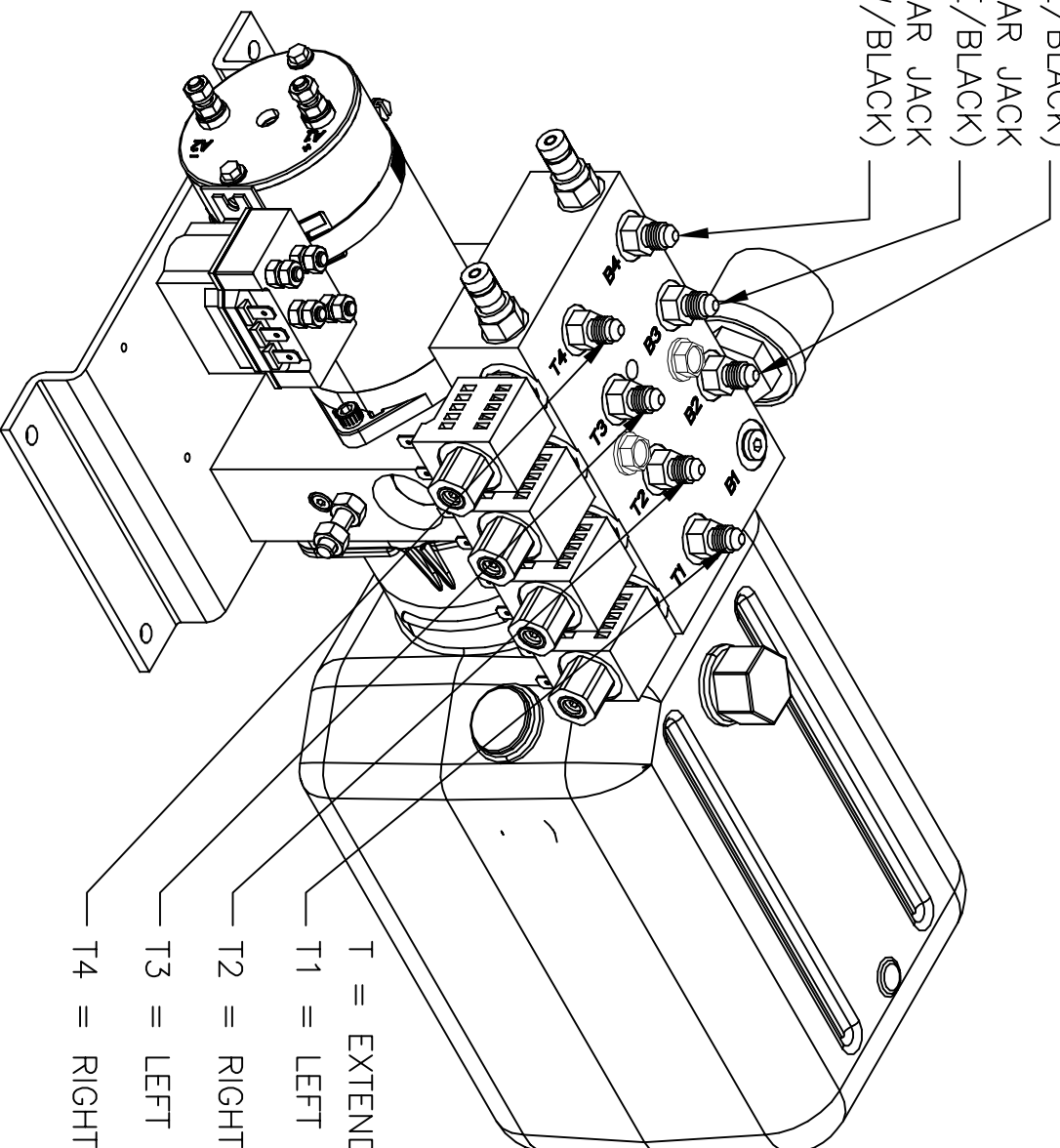
# HYDRAULIC HOSE CONNECTIONS 7801 PUMP

B = RETRACT FUNCTION

B2 = RIGHT FRONT JACK  
(WHITE/BLACK)

B3 = LEFT REAR JACK  
(ORANGE/BLACK)

B4 = RIGHT REAR JACK  
(YELLOW/BLACK)



T = EXTEND FUNCTION

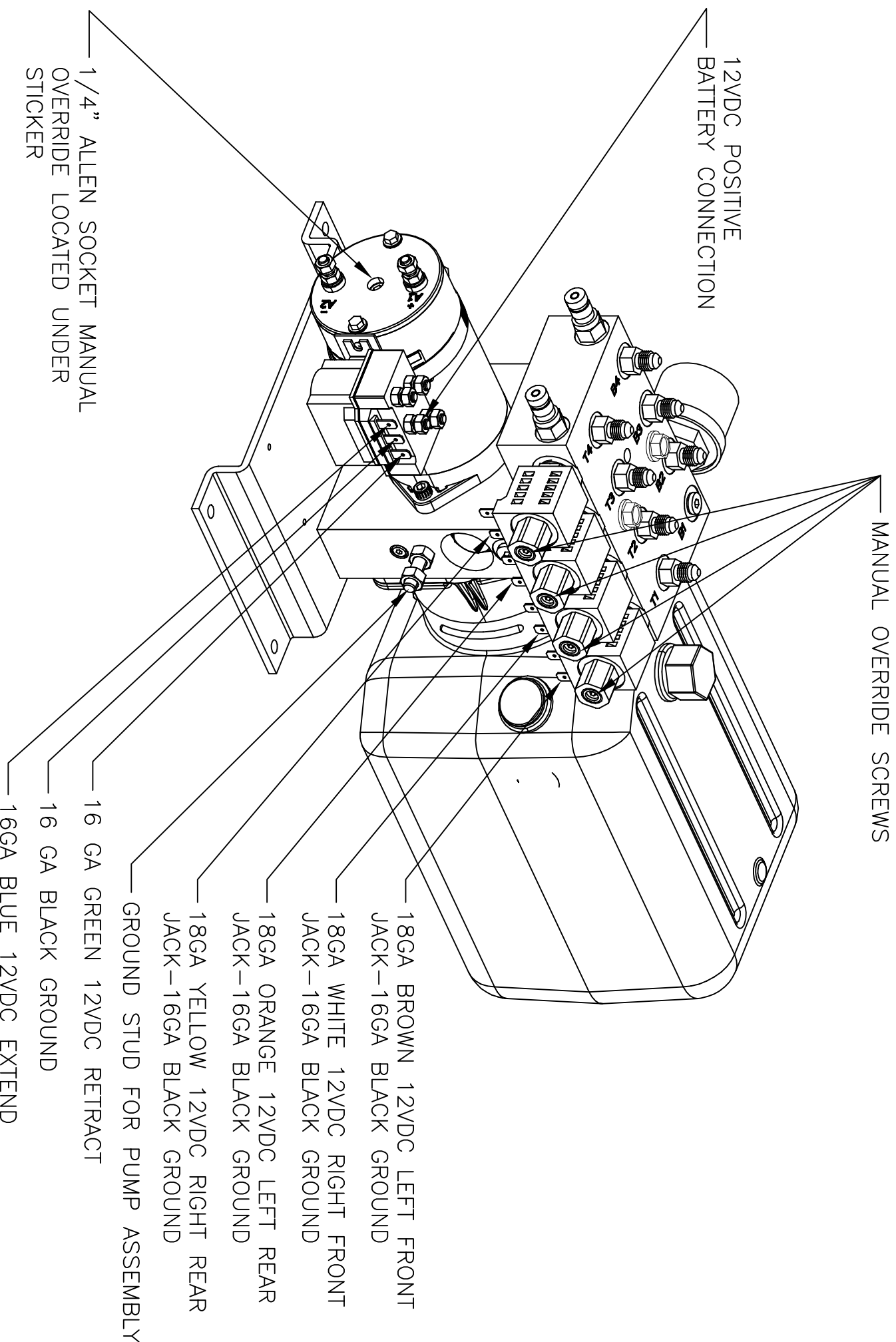
T1 = LEFT FRONT JACK (BROWN)

T2 = RIGHT FRONT JACK (WHITE)

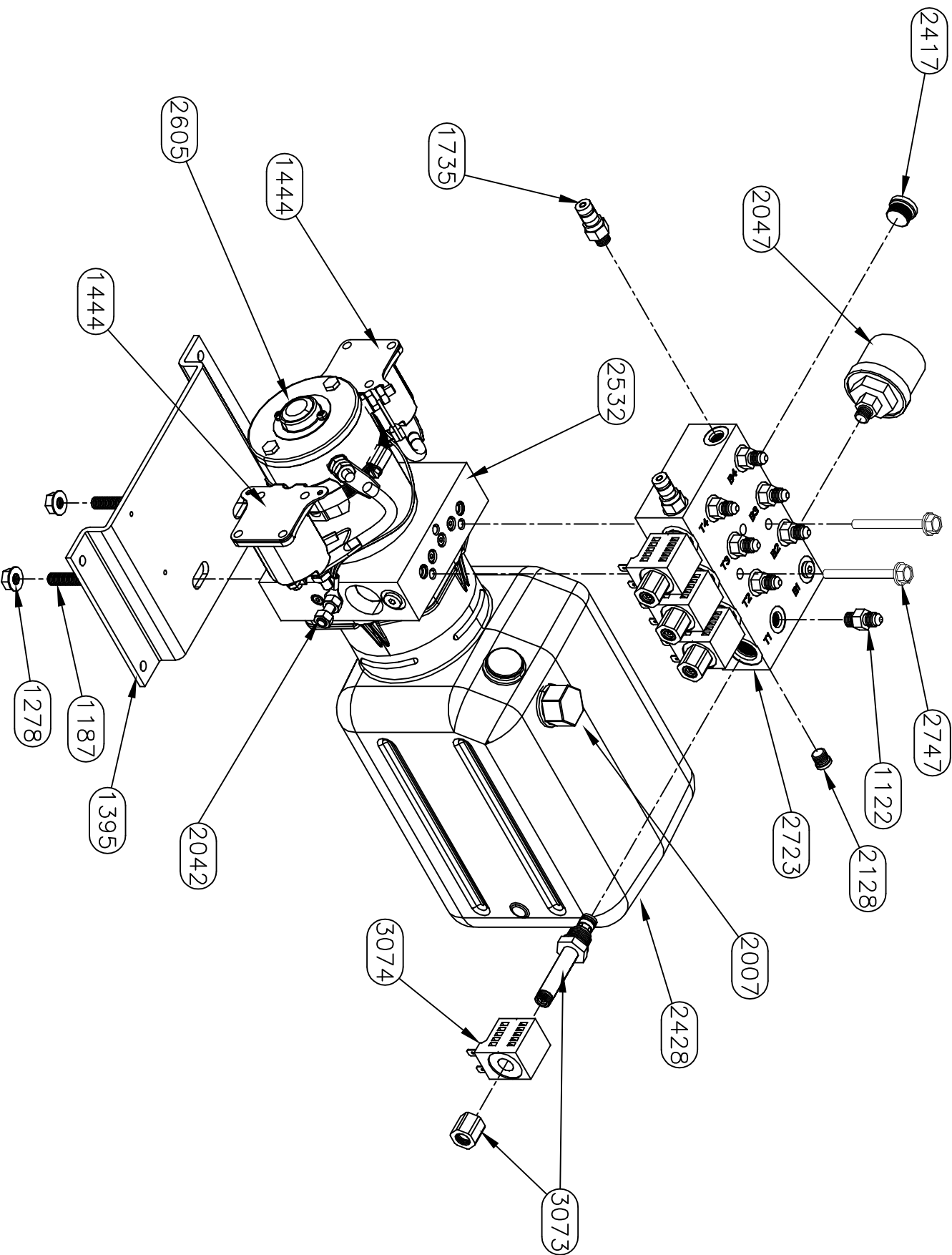
T3 = LEFT REAR JACK (ORANGE)

T4 = RIGHT REAR JACK (YELLOW)

# 7801 PUMP WIRING







*Equalizer*

55169 COUNTRY ROAD 3  
ELKHART, IN 46515

#

REVISIONS

BY:

DATE:

UNLESS OTHERWISE SPECIFIED:  
TOLERANCES:  
.XXX ± 0.010  
.XX ± 0.030  
.X ± 1/2"

TITLE  
4 FUNC. BIROT. PUMP ASSEMBLY

USED ON:  
FOREST RIVER

SIZE SCALE MATERIAL  
A 1:1 AS

NOTED

DRW BY: DATE:

PART NAME:

PUMP & MAN 4 FUNC BR MOS FRD

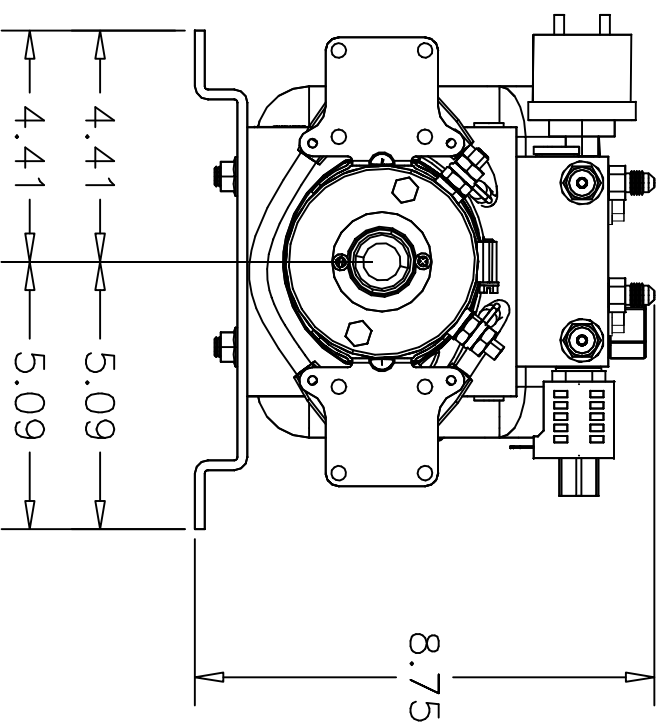
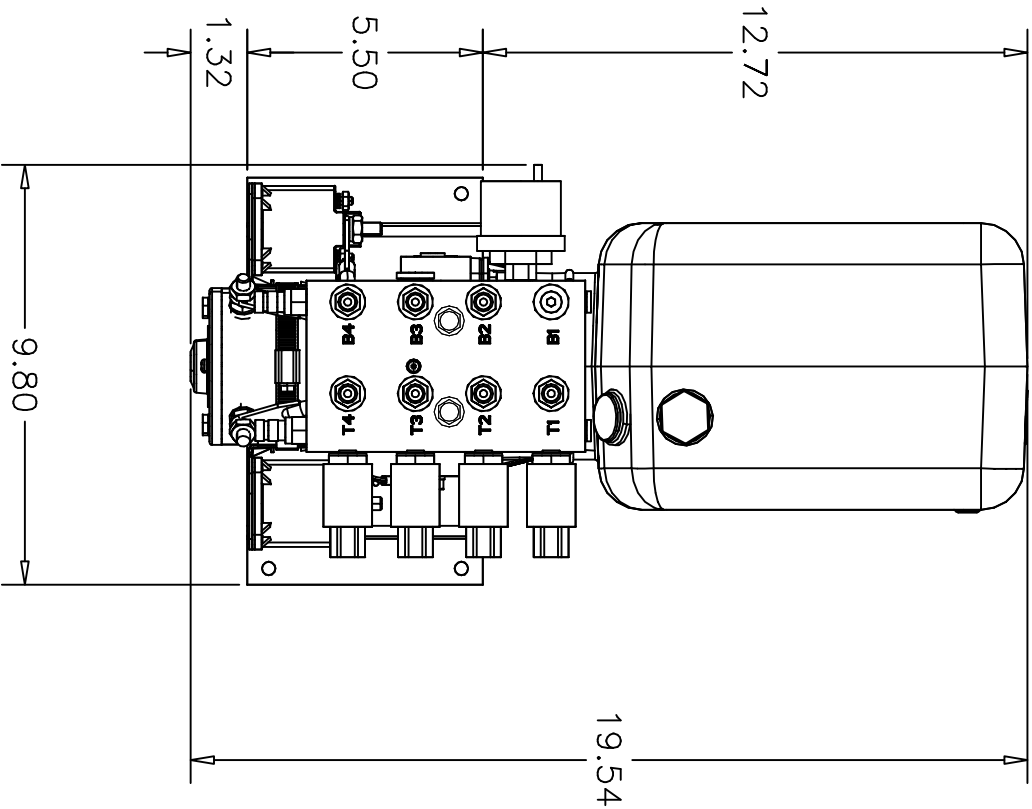
SU 9/10/14

PAGE: 2 OF 3

REV: 1

NOTICE - This drawing, including principles of design, is the property of Dye Corporation, Elkhart, Indiana, with the agreement that it is not to be reproduced, copied, or loaned in any manner that may constitute a detriment directly or indirectly to Dye Corporation. Acceptance of this will be construed as an agreement of the above.





*Equalizer*

55169 COUNTY ROAD 3  
ELKHART, IN 46515

#

REVISIONS

BY:

DATE:

UNLESS OTHERWISE SPECIFIED:

TOLERANCES:

.XXX ± 0.010

.XX ± 0.010

.X ± 0.020

ANG. ± 1/2°

REMOVE ALL BURRS AND SHARP EDGES .015 MAX

TITLE  
4 FUNC. BIROT. PUMP ASSEMBLY

USED ON:  
FOREST RIVER

SIZE SCALE MATERIAL

A 1:1 AS

DRW BY: SU

DATE: 9/10/14

AP'D BY: DATE:

NOTED

PART NAME:

PUMP & MAN 4 FUNC BR MOS FRD

PAGE: 3 OF 3

DWG NO.: P7931

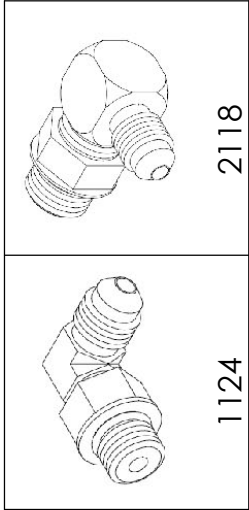
REV:

NOTICE - This drawing, including principles of design, is the property of Dye Corporation, Elkhart, Indiana, with the agreement that it is not to be reproduced, copied, or loaned in any manner that may constitute a detriment directly or indirectly to Dye Corporation. Acceptance of this will be construed as an agreement of the above.

ITEM	PART #	DESCRIPTION	QUANTITY	COLOR CODE	LOCATION
1	2484	HOSE, 34'	1	BROWN	PUMP PORT T1 TO TOP OF DS FRONT JACK
2	2486	HOSE, 36'	1	BROWN STRIPE	PUMP PORT B1 TO BOTTOM OF DS FRONT JACK
3	2486	HOSE, 36'	1	WHITE	PUMP PORT T2 TO TOP OF PS FRONT JACK
4	2465	HOSE 10'	1	BROWN STRIPE/WHITE STRIPE	BOTTOM OF DS FRONT JACK TO BOTTOM OF PS FRONT JACK
5	2467	HOSE, 12'	1	YELLOW	PUMP PORT T4 TO TOP OF PS REAR JACK
6	2469	HOSE, 14'	1	YELLOW STRIPE	PUMP PORT B4 TO BOTTOM OF PS REAR JACK
7	2465	HOSE, 10'	1	ORANGE	PUMP PORT T3 TO TOP OF DS REAR JACK
8	2467	HOSE, 12'	1	ORANGE STRIPE	PUMP PORT B3 TO BOTTOM OF DS REAR JACK
9	2527	HOSE, 30'	1	GREEN	PUMP PORT T5 TO ROOM 1, REAR OF SLIDE CYL
10	2527	HOSE, 30'	1	GREEN STRIPE	PUMP PORT B5 TO ROOM 1, FRONT OF SLIDE CYL
11	2527	HOSE, 30'	1	PURPLE	PUMP PORT T6 TO ROOM 4, REAR OF SLIDE CYL
12	2527	HOSE, 30'	1	PURPLE STRIPE	PUMP PORT B6 TO ROOM 4, FRONT OF SLIDE CYL

B

B




13	1124	FITTING - #4 JIC X #4 OR MALE 90	5		2 ON DS FRONT BOTTOM. 1 ON THE BOTTOM OF EVERY OTHER JACK
14	2118	FITTING- RESTRICTOR #6 OR X #4 JIC 90	4		TOP OF EACH JACK

A

A

REV.	REVISIONS	DATE:	BY:	TITLE: HOSE KIT	USED ON: FOREST RIVER DIESEL BERKSHIRE XL 40D
				SIZE: A	
				SCALE: 1:4	
				MATERIAL:	
				DRAWN BY: GSG	PART NAME: HOSE KIT-8431E & 8431F
				DATE: 3/25/2021	
				APPD BY:	
				DATE:	
				PAGE: 1 OF 3	DWG NO: 7423A
					REV:

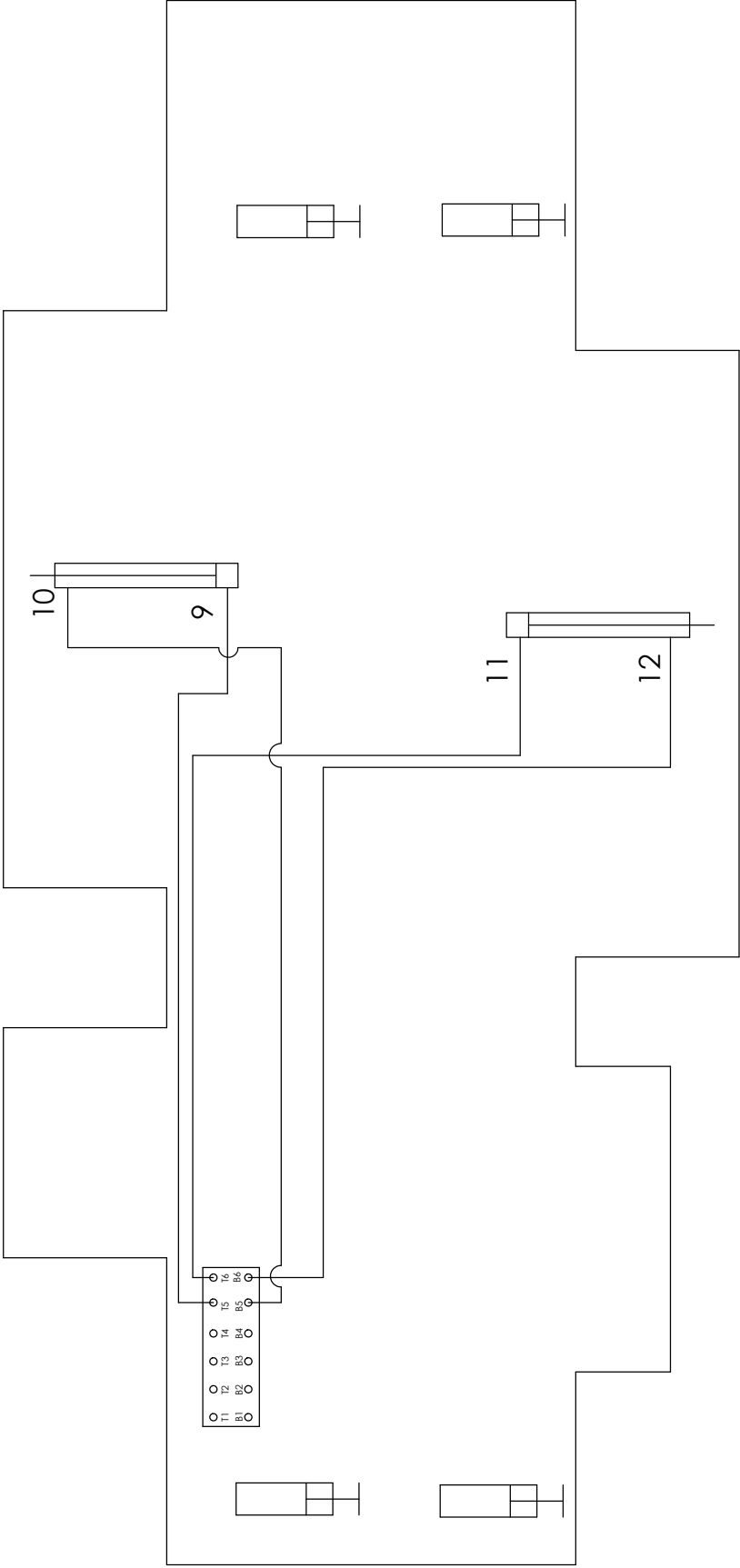
Driver's Side



Passenger Side

<b>EQUALIZER</b> SYSTEMS	TITLE: HOSE KIT		USED ON: FOREST RIVER DIESEL BERKSHIRE XL 40D	
	SIZE: A	SCALE: 1:4	MATERIAL:	
	DRAWN BY: GSG	DATE: 3/25/2021	PART NAME: HOSE KIT-8431E & 8431F	
	APPD BY:	DATE:	PAGE: 2 OF 3	REV: 7423A

Driver's Side



B

B

A

A

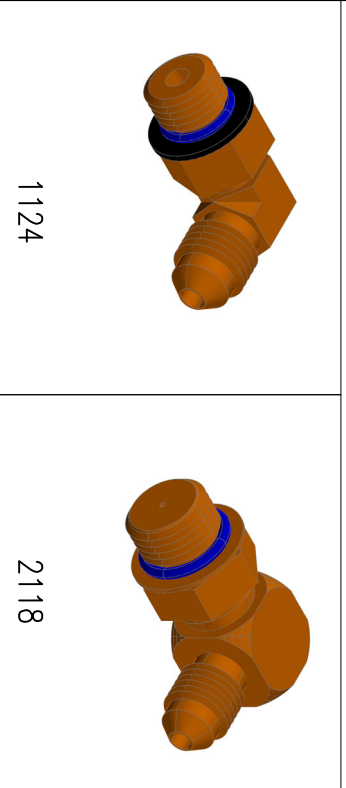
Passenger Side

<b>EQUALIZER</b> SYSTEMS <small>Equalizer Systems</small>	TITLE: HOSE KIT		USED ON: FOREST RIVER DIESEL BERKSHIRE XL 40D	
	SIZE: A	SCALE: 1:4	MATERIAL:	
	DRAWN BY: GSG	DATE: 3/25/2021	PART NAME: HOSE KIT-8431E & 8431F	
	APPD BY:	DATE:	PAGE: 3 OF 3	REV: 7423A

THE INFORMATION CONTAINED IN THIS DRAWING IS THE PROPERTY OF EQUALIZER SYSTEMS. IT IS TO BE USED FOR THE REPRODUCTION IN PART OR AS A WHOLE WITHOUT THE WRITTEN PERMISSION OF EQUALIZER SYSTEMS. REPRODUCTION WITHOUT PERMISSION IS PROHIBITED.

7423B PARTS LIST

ITEM	PART #	DESCRIPTION	QUAN	COLOR CODE	LOCATION
1	2461	HOSE-6'	1	YELLOW SOLID	PUMP PORT T4 TO TOP OF RR JACK
2	2463	HOSE-8'	1	YELLOW STRIPE	PUMP PORT B4 TO BOTTOM OF RR JACK
3	2463	HOSE-8'	1	ORANGE SOLID	PUMP PORT T3 TO TOP OF LR JACK
4	2465	HOSE-10'	1	ORANGE STRIPE	PUMP PORT B3 TO BOTTOM OF LR JACK
5	2465	HOSE-10'	1	BROWN STRIPE/WHITE STRIPE	BOTTOM OF LF JACK TO BOTTOM OF RF JACK
6	2527	HOSE-30'	1	BROWN STRIPE	PUMP PORT B1 TO BOTTOM OF LF JACK
7	2535	HOSE-28'	1	BROWN SOLID	PUMP PORT T1 TO TOP OF LF JACK
8	2478	HOSE-24'	1	WHITE SOLID	PUMP PORT T2 TO TOP OF RF JACK
9	2476	HOSE-22'	1	PURPLE SOLID	PUMP PORT T6 TO CLOSED END OF SLIDE CYL #2
10	2476	HOSE-22'	1	PURPLE STRIPE	PUMP PORT B6 TO ROD END OF SLIDE CYL #2
11	3018	HOSE-26'	1	GREEN SOLID	PUMP PORT T5 TO CLOSED END OF SLIDE CYL #1
12	3018	HOSE-26'	1	GREEN STRIPE	PUMP PORT B5 TO ROD END OF SLIDE CYL #1

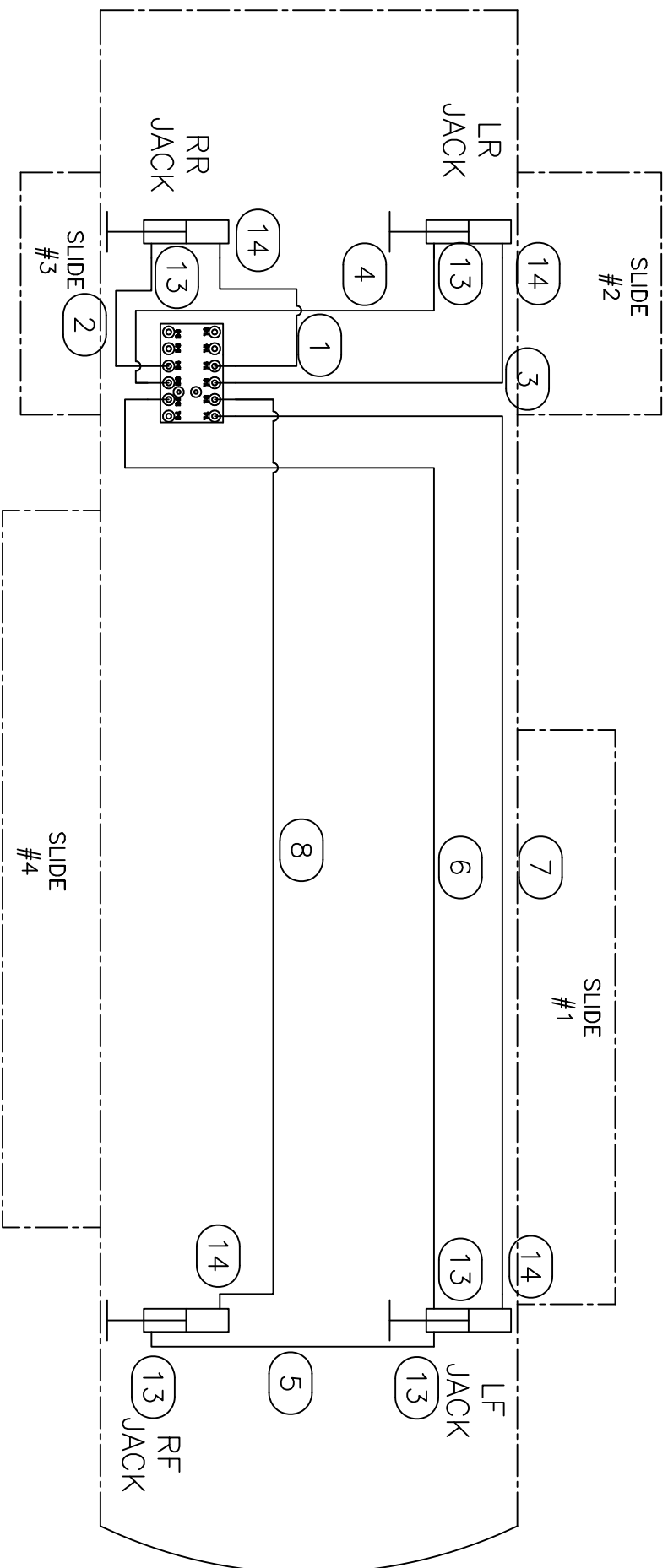


REQUIRED JACK FITTINGS

13	1124	FITTING-#4 JIC X #4 OR MALE 90	6	-	BOTTOM OF EACH JACK
14	1190	FITTING-RESTRICTOR #6 OR X #4 JIC 90	4	-	TOP OF ALL JACKS

**Warranty authorization must come directly from Equalizer Systems. (800) 846-9659.**

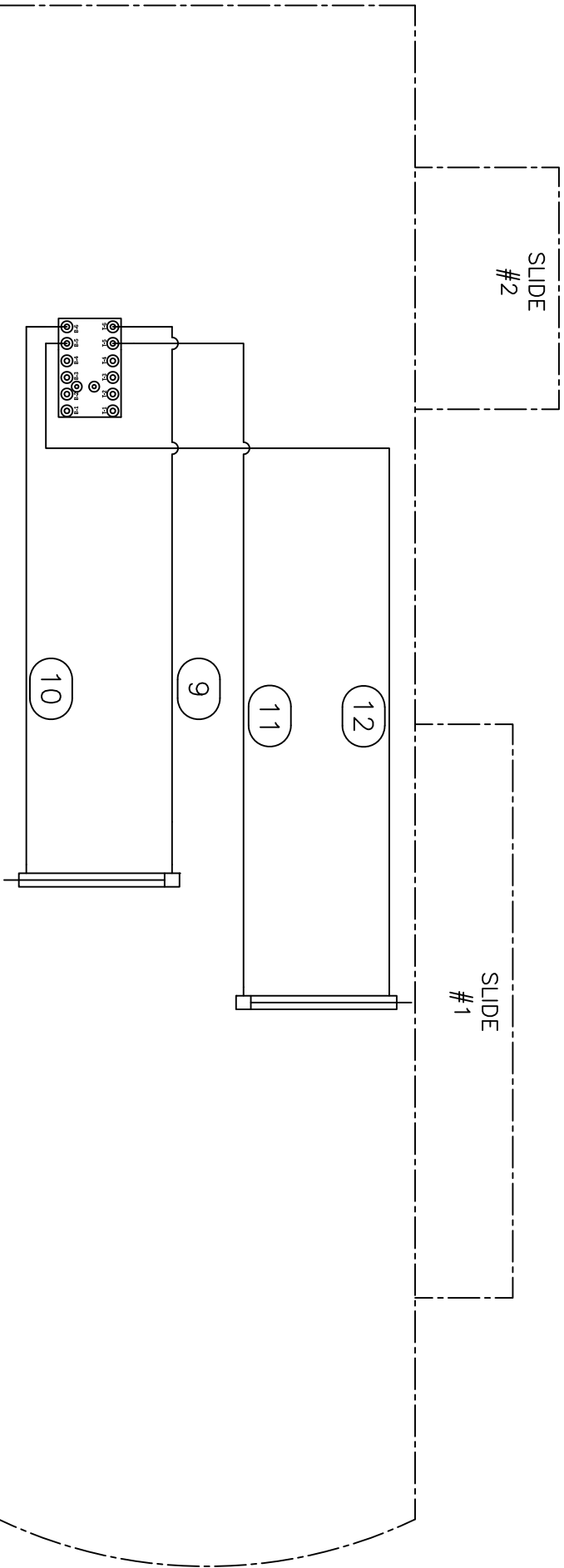
<b>EQ</b> <small>SYSTEMS</small> 19300 GRANGE STREET CASSOPOLIS, MI 49031		#	REVISIONS		BY:	DATE:	UNLESS OTHERWISE SPECIFIED: TOLERANCES: .XXX ± 0.010 .XX ± 0.010 .X ± 0.030 ANG. ± 1/2° REMOVE ALL BURRS AND SHARP EDGES .015 MAX		TITLE JACKS AND SLIDES HOSE KIT SIZE SCALE MATERIAL A 1:1 AS DRW BY: DATE: 7/11/22 S.J. APP'D BY DATE:		USED ON: FOREST RIVER BERKSHIRE XLT PART NAME: HOSE KIT-8431F-FRD PAGE: 1 of 3 DWG NO: 7423B REV:	
NOTICE - This drawing, including principles of design, is the property of EQ United, Elkhart, Indiana, with the agreement that it is not to be reproduced, copied, or loaned in any manner that may constitute a detriment directly or indirectly to EQ United Corporation. Acceptance of this will be construed as an agreement of the above.												



# JACK PLUMBING

**Warranty authorization must come directly from Equalizer Systems. (800) 846-9659.**

<b>EQ</b> SYSTEMS	19300 GRANGE STREET CASSOPOLIS, MI 49031		#	REVISIONS	BY:	DATE:	UNLESS OTHERWISE SPECIFIED: TOLERANCES: .XXX ± 0.010 .XX ± 0.010 .X ± 0.030 ANG. ± 1/2° REMOVE ALL BURRS AND SHARP EDGES .015 MAX				TITLE JACKS AND SLIDES HOSE KIT		USED ON: FOREST RIVER BERKSHIRE XLT
											A 1:1 A S SIZE SCALE MATERIAL DRAW BY: DATE: 7/11/22 APP'D BY: DATE: —		NOTE PART NAME: HOSE KIT-8431F-FRD PAGE: 2 of 3 DWG NO: 7423B REV: —
NOTICE — This drawing, including principles of design, is the property of EQ United, Elkhart, Indiana, with the agreement that it is not to be reproduced, copied, or loaned in any manner that may constitute a detriment directly or indirectly to EQ United Corporation. Acceptance of this will be construed as an agreement of the above.													



SLIDE CYLINDER PLUMBING

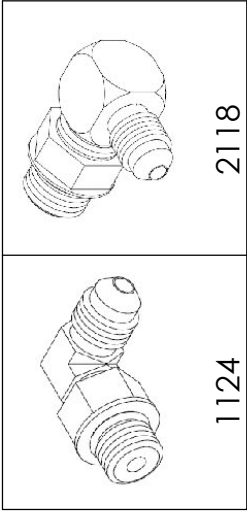
**Warranty authorization must come directly from Equalizer Systems. (800) 846-9659.**

<b>EQ</b> SYSTEMS	19300 GRANGE STREET CASSOPOLIS, MI 49031	#	REVISIONS		BY:	DATE:	UNLESS OTHERWISE SPECIFIED: TOLERANCES: .XXX ± 0.010 .XX ± 0.010 .X ± 0.030 ANG. ± 1/2° REMOVE ALL BURRS AND SHARP EDGES .015 MAX		TITLE JACKS AND SLIDES HOSE KIT		USED ON: FOREST RIVER BERKSHIRE XLT				
								SIZE SCALE MATERIAL A 1: 1 AS	NOTED						
NOTICE – This drawing, including principles of design, is the property of EQ United, Elkhart, Indiana, with the agreement that it is not to be reproduced, copied, or loaned in any manner that may constitute a detriment directly or indirectly to EQ United Corporation. Acceptance of this will be construed as an agreement of the above.										DRW BY: S.J.	DATE: 7/11/22	PART NAME: HOSE KIT-8431F-FRD	PAGE: 3 of 3	DWG NO: 7423B	REV: -

ITEM	PART #	DESCRIPTION	QUANTITY	COLOR CODE	LOCATION
1	2527	HOSE, 30'	1	BROWN	PUMP PORT T1 TO DS FRONT JACK TOP
2	2482	HOSE, 32'	1	BROWN STRIPE	PUMP PORT B1 TO DS FRONT JACK BOTTOM
3	2482	HOSE, 32'	1	WHITE	PUMP PORT T2 PS FRONT TOP
4	2465	HOSE 10'	1	BROWN STRIPE/WHITE STRIPE	DS FRONT JACK BOTTOM, PS FRONT JACK BOTTOM
5	2467	HOSE, 12'	1	YELLOW	PUMP PORT T4 TO PS REAR JACK TOP
6	2469	HOSE, 14'	1	YELLOW STRIPE	PUMP PORT B4 TO PS REAR JACK BOTTOM
7	2465	HOSE, 10'	1	ORANGE	PUMP PORT T3 TO DS REAR JACK TOP
8	2467	HOSE, 12'	1	ORANGE STRIPE	PUMP PORT B3 TO DS REAR JACK BOTTOM
9	2535	HOSE, 28'	1	GREEN	PUMP PORT T5 TO ROOM 1 REAR OF SLIDE CYL
10	2535	HOSE, 28'	1	GREEN STRIPE	PUMP PORT B5 TO ROOM 1 FRONT OF SLIDE CYL
11	2476	HOSE, 22'	1	PURPLE	PUMP PORT T6 TO DIVIDER BLOCK SYNC CYL
12	2476	HOSE, 22'	1	PURPLE STRIPE	PUMP PORT B6 TO REAR OF SYNC CYL
13	2469	HOSE, 14'	2	PURPLE STRIPE (2 STICKERS)	SYNC CYL TO FRONT OF SLIDE CYLINDERS
14	2469	HOSE, 14'	2	PURPLE (2 STICKERS)	SYNC CYL DIVIDER BLOCK TO REAR OF SLIDE CYLINDERS

B

B



15	1124	FITTING - #4 JIC X #4 OR MALE 90	5		2 ON DS FRONT BOTTOM. 1 ON THE BOTTOM OF EVERY OTHER JACK
16	2118	FITTING- RESTRICTOR #6 OR X #4 JIC 90	4		TOP OF EACH JACK

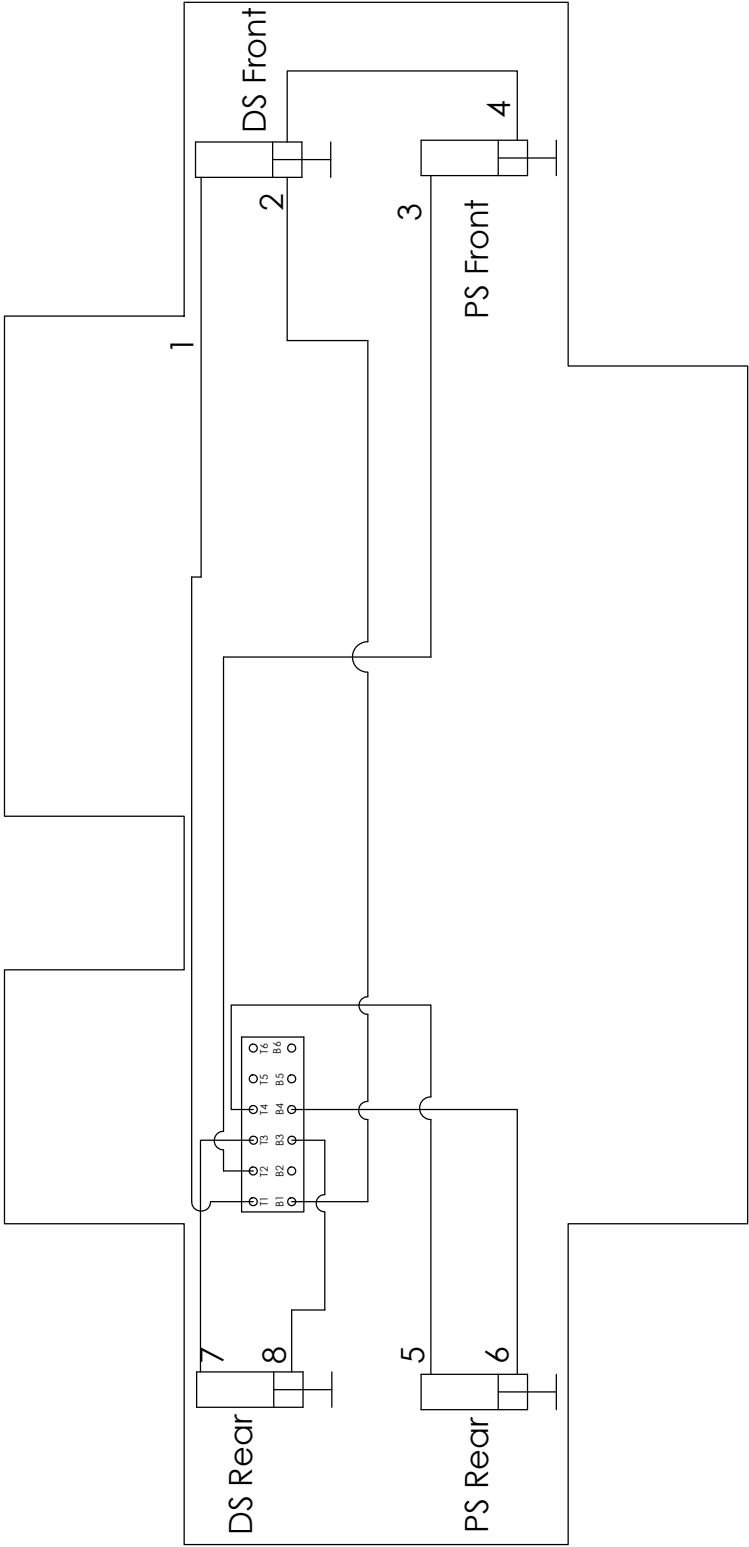
A

A

REV.	REVISIONS	DATE:	BY:	TITLE: HOSE KIT	USED ON: FOREST RIVER DIESEL BERKSHIRE 39A
				SIZE: A	MATERIAL: 1:4
				DRAWN BY: GSG	DATE: 3/4/2021
				APPD BY:	DATE: 1 OF 3
					PART NAME: HOSE KIT-8078D/8513D/8816D
					DWG NO: 70044
					REV:



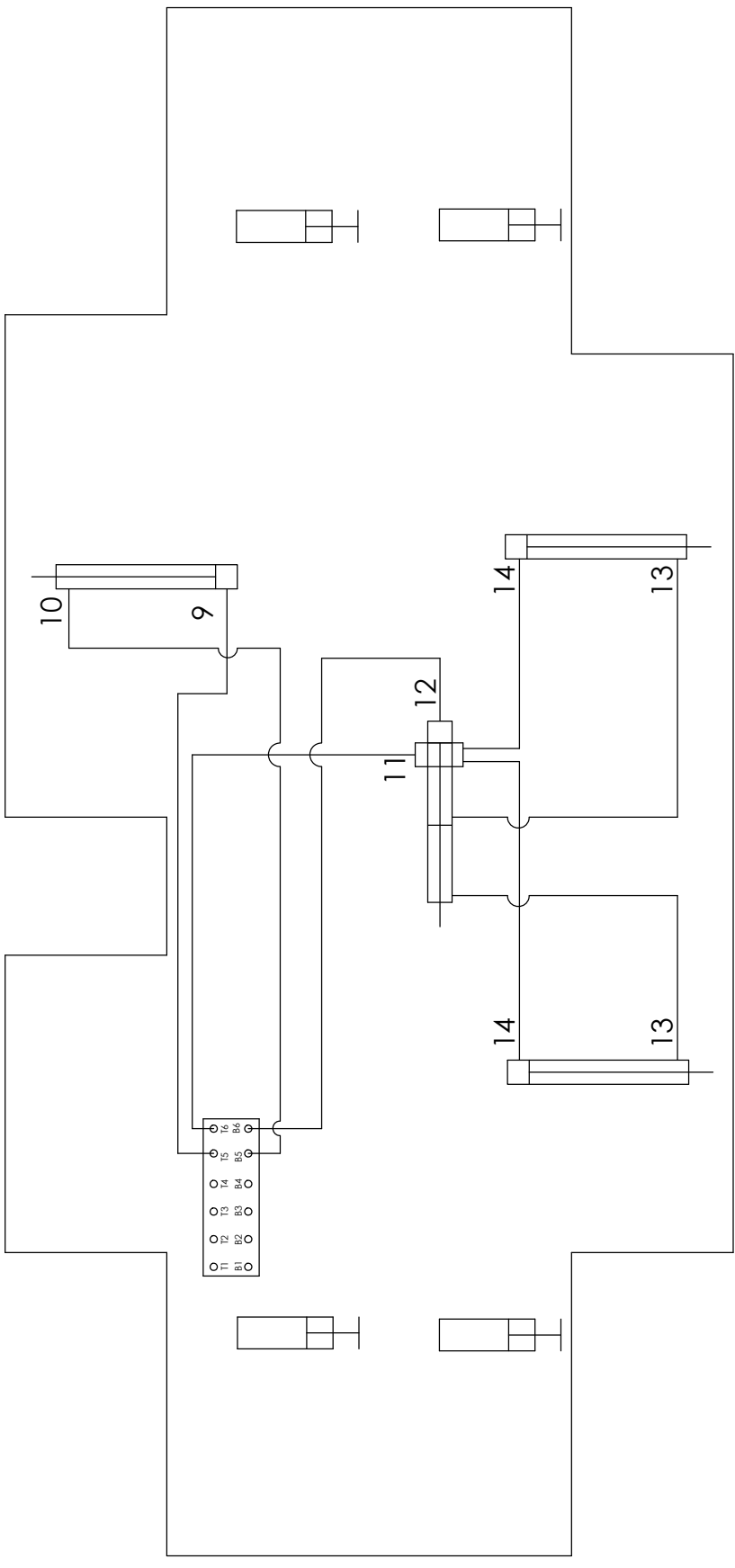
Driver's Side



Passenger Side

<b>EQUALIZER</b> SYSTEMS	TITLE: HOSE KIT		USED ON: FOREST RIVER DIESEL BERKSHIRE 39A	
	SIZE: A	SCALE: 1:4	MATERIAL:	
	DRAWN BY: GSG		DATE: 3/4/2021	
THE INFORMATION CONTAINED IN THIS DRAWING IS THE PROPERTY OF ELKHART DAYS CORPORATION. ELKHART, IN. ANY REPRODUCTION IN PART OR AS A WHOLE WITHOUT THE WRITTEN PERMISSION OF ELKHART DAYS CORPORATION, ELKHART, IN, IS PROHIBITED.		APPROD BY:	PAGE: 2	OF 3
			HOSE KIT-8078D/8513D/8816D	REV: 70044

Driver's Side



B

A

Passenger Side

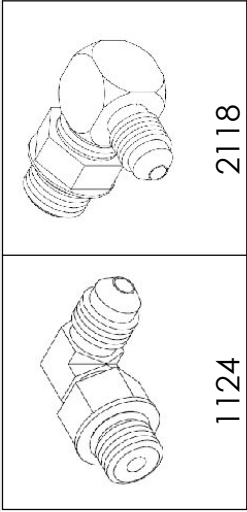
TITLE: HOSE KIT		USED ON: FOREST RIVER DIESEL BERKSHIRE 39A	
SIZE: A	SCALE: 1:4	MATERIAL:	
DRAWN BY: GSG	DATE: 3/4/2021	PART NAME: HOSE KIT-8078D/8513D/8816D	
APPD BY:	DATE:	PAGE: 3 OF 3	REV: 70044

THE INFORMATION CONTAINED IN THIS DRAWING IS THE PROPERTY OF EXHART, INC. AND IS NOT TO BE REPRODUCED IN PART OR AS A WHOLE WITHOUT THE WRITTEN PERMISSION OF EXHART, INC. REPRODUCTION OF THIS DRAWING WITHOUT THE WRITTEN PERMISSION OF EXHART, INC. IS PROHIBITED.

ITEM	PART #	DESCRIPTION	QUANTITY	COLOR CODE	LOCATION
1	2484	HOSE, 34'	1	BROWN	PUMP PORT T1 TO TOP OF DS FRONT JACK
2	2486	HOSE, 36'	1	BROWN STRIPE	PUMP PORT B1 TO BOTTOM OF DS FRONT JACK
3	2486	HOSE, 36'	1	WHITE	PUMP PORT T2 TO TOP OF PS FRONT JACK
4	2465	HOSE 10'	1	BROWN STRIPE/WHITE STRIPE	BOTTOM OF DS FRONT JACK TO BOTTOM OF PS FRONT JACK
5	2467	HOSE, 12'	1	YELLOW	PUMP PORT T4 TO TOP OF PS REAR JACK
6	2469	HOSE, 14'	1	YELLOW STRIPE	PUMP PORT B4 TO BOTTOM OF PS REAR JACK
7	2465	HOSE, 10'	1	ORANGE	PUMP PORT T3 TO TOP OF DS REAR JACK
8	2467	HOSE, 12'	1	ORANGE STRIPE	PUMP PORT B3 TO BOTTOM OF DS REAR JACK
9	2535	HOSE, 28'	1	GREEN	PUMP PORT T5 TO ROOM 1, REAR OF SLIDE CYL
10	2535	HOSE, 28'	1	GREEN STRIPE	PUMP PORT B5 TO ROOM 1, FRONT OF SLIDE CYL
11	2478	HOSE, 24'	1	PURPLE	PUMP PORT T6 TO DIVIDER BLOCK ON SYNC CYL
12	2478	HOSE, 24'	1	PURPLE STRIPE	PUMP PORT B6 TO REAR OF SYNC CYL
13	2469	HOSE, 14'	2	PURPLE STRIPE (2 STICKERS)	SYNC CYL TO FRONT OF SLIDE CYLINDERS
14	2469	HOSE, 14'	2	PURPLE (2 STICKERS)	SYNC CYL DIVIDER BLOCK TO REAR OF SLIDE CYLINDERS

B

B



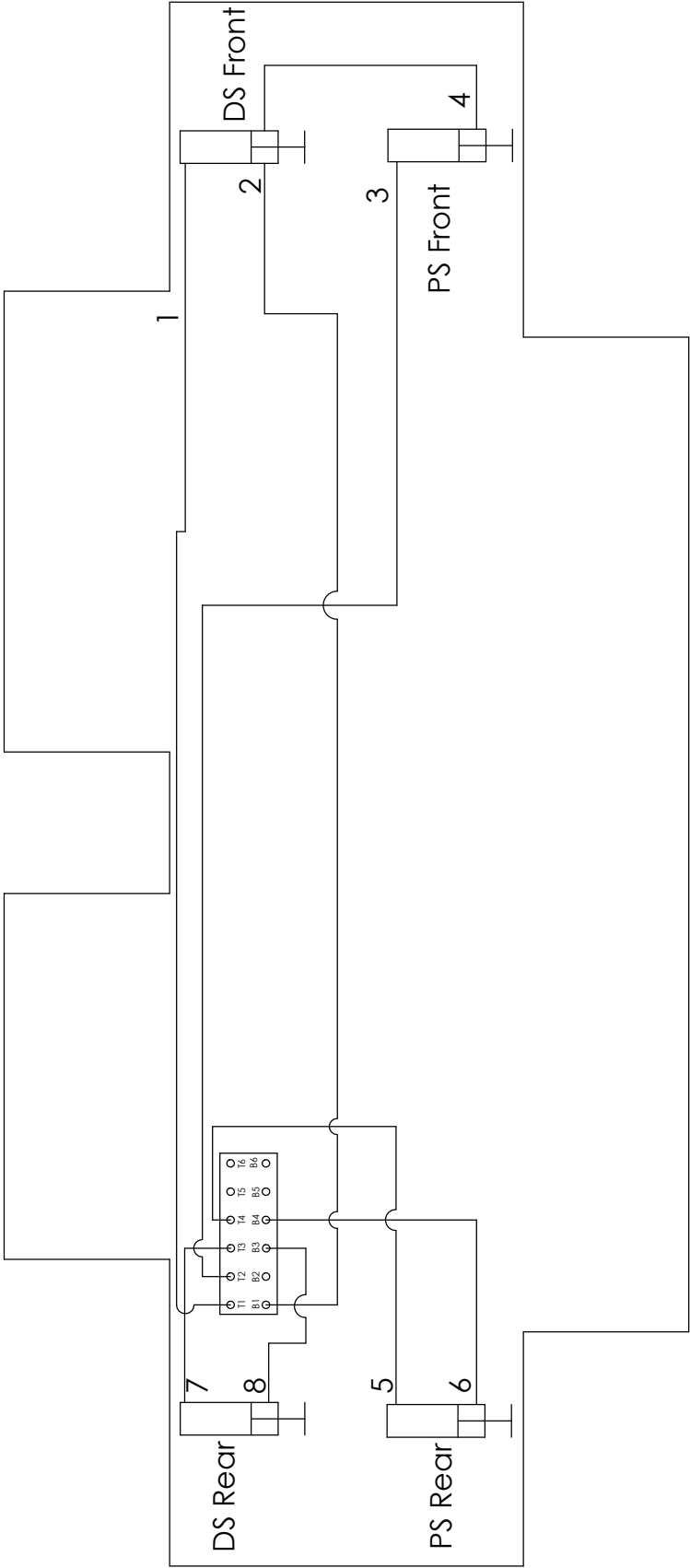
15	1124	FITTING - #4 JIC X #4 OR MALE 90	5		2 ON DS FRONT BOTTOM. 1 ON THE BOTTOM OF EVERY OTHER JACK
16	2118	FITTING- RESTRICTOR #6 OR X #4 JIC 90	4		TOP OF EACH JACK

A

A

REV.	REVISIONS	DATE:	BY:	TITLE: HOSE KIT	USED ON: FOREST RIVER DIESEL BERKSHIRE XL 40C
				SIZE: A	MATERIAL:
				SCALE: 1:4	
				DRAWN BY: GSG	DATE: 3/25/2021
				APPD BY:	DATE:
				PART NAME:	HOSE KIT-8078E & 8078F
				PAGE: 1	DWG NO: 70044A
				OF 3	REV:

Driver's Side



B

B

A

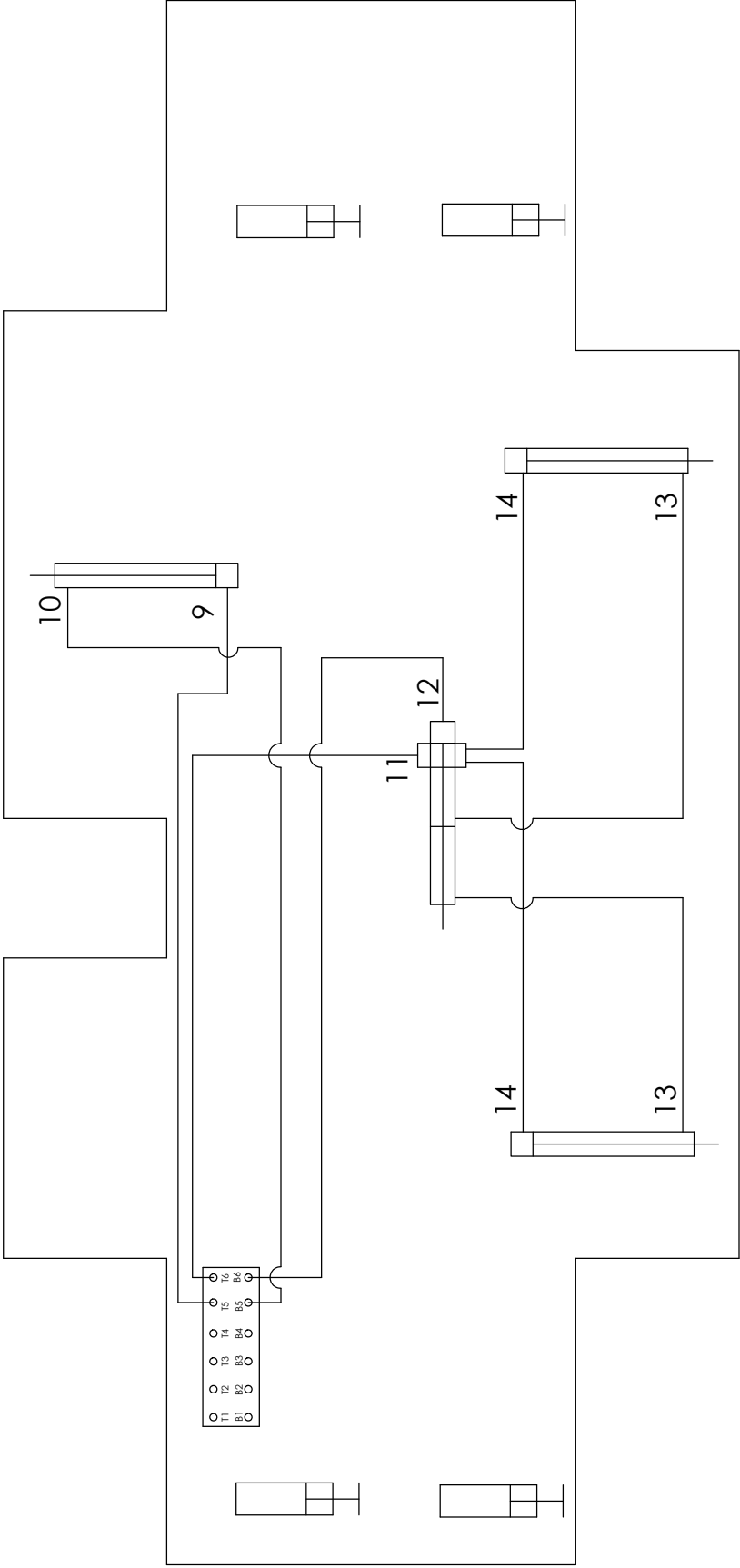
A

Passenger Side

<b>EQUALIZER</b> SYSTEMS	TITLE: HOSE KIT		USED ON: FOREST RIVER DIESEL BERKSHIRE XL 40C	
	SIZE: A	SCALE: 1:4	MATERIAL:	
	DRAWN BY: GSG	DATE: 3/25/2021	PART NAME: HOSE KIT-8078E & 8078F	
	APPD BY:	DATE:	PAGE: 2 OF 3	REV: 70044A

THE INFORMATION CONTAINED IN THIS DRAWING IS THE PROPERTY OF EQUALIZER SYSTEMS, INC. AND IS NOT TO BE REPRODUCED IN PART OR AS A WHOLE WITHOUT THE WRITTEN PERMISSION OF EQUALIZER SYSTEMS, INC. REPRODUCTION OF THIS DRAWING WITHOUT THE WRITTEN PERMISSION OF EQUALIZER SYSTEMS, INC. IS PROHIBITED.

Driver's Side

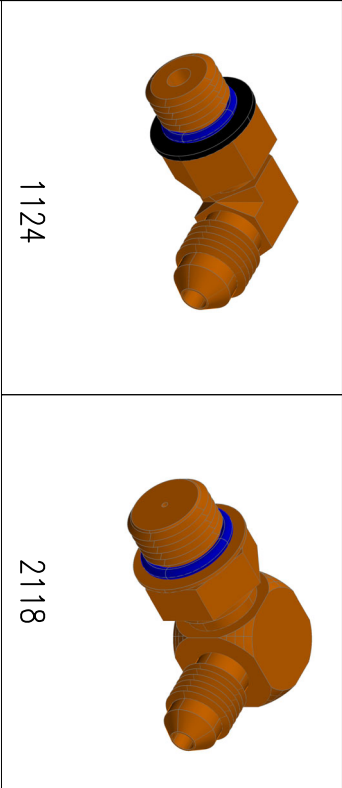


Passenger Side

<b>EQUALIZER</b>			TITLE: HOSE KIT			USED ON: FOREST RIVER DIESEL BERKSHIRE XL 40C		
<b>SYSTEMS</b>			SIZE: A	SCALE: 1:4	MATERIAL:			
THE INFORMATION CONTAINED IN THIS DRAWING IS THE SOLE PROPERTY OF GSG. IT IS TO BE USED FOR THE REPRODUCTION IN PART OR AS A WHOLE WITHOUT THE WRITTEN PERMISSION OF GSG. ANY REUSE OR REPRODUCTION OF THIS DOCUMENTATION IS STRICTLY PROHIBITED.			DRAWN BY: GSG		DATE: 3/25/2021	PART NAME: HOSE KIT-8078E & 8078F		
			APPD BY:	DATE:	PAGE: 3	OF 3	DWG NO: 70044A	REV:

70044B PARTS LIST

ITEM	PART #	DESCRIPTION	QUAN	COLOR CODE	LOCATION
1	2461	HOSE-6'	1	YELLOW SOLID	PUMP PORT T4 TO TOP OF RR JACK
2	2463	HOSE-8'	1	YELLOW STRIPE	PUMP PORT B4 TO BOTTOM OF RR JACK
3	2463	HOSE-8'	1	ORANGE SOLID	PUMP PORT T3 TO TOP OF LR JACK
4	2465	HOSE-10'	1	ORANGE STRIPE	PUMP PORT B3 TO BOTTOM OF LR JACK
5	2465	HOSE-10'	1	BROWN STRIPE/WHITE STRIPE	BOTTOM OF LF JACK TO BOTTOM OF RF JACK
6	2469	HOSE-14'	1	PURPLE (2 STICKERS)	SYNC CYL DIVIDER BLOCK TO REAR OF SLIDE 3 CYLS
7	2469	HOSE-14'	1	PURPLE (2 STICKERS)	SYNC CYL DIVIDER BLOCK TO REAR OF SLIDE 3 CYLS
8	2469	HOSE-14'	1	PURPLE STRIPE (2 STICKERS)	SYNC CYL TO FRONT OF SLIDE 3 CYLS
9	2469	HOSE-14'	1	PURPLE STRIPE (2 STICKERS)	SYNC CYL TO FRONT OF SLIDE 3 CYLS
10	2473	HOSE-18'	1	PURPLE SOLID	PUMP PORT T6 TO DIVIDER BLOCK ON SYNC CYL
11	2473	HOSE-18'	1	PURPLE STRIPE	PUMP PORT B6 TO REAR OF SYNC CYL
12	2478	HOSE-24'	1	WHITE SOLID	PUMP PORT T2 TO TOP OF RF JACK
13	2527	HOSE-30'	1	BROWN STRIPE	PUMP PORT B1 TO BOTTOM OF LF JACK
14	2535	HOSE-28'	1	BROWN SOLID	PUMP PORT T1 TO TOP OF LF JACK
15	2535	HOSE-28'	1	GREEN SOLID	PUMP PORT T5 TO CLOSED END OF SLIDE CYL #1
16	2535	HOSE-28'	1	GREEN STRIPE	PUMP PORT B5 TO ROD END OF SLIDE CYL #1

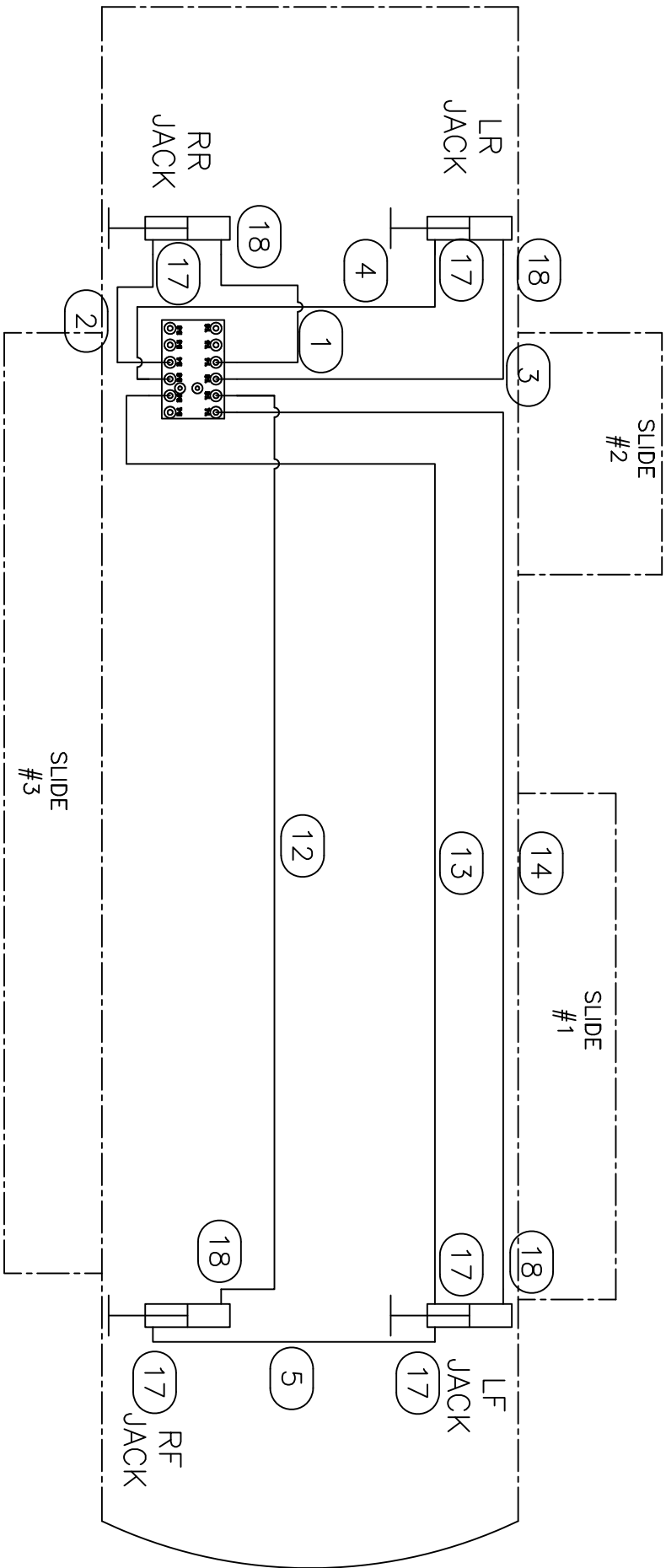


REQUIRED JACK FITTINGS

17	1124	FITTING-#4 JIC X #4 OR MALE 90	6	-	BOTTOM OF EACH JACK
18	1190	FITTING-RESTRICTOR #6 OR X #4 JIC 90	4	-	TOP OF ALL JACKS

**Warranty authorization must come directly from Equalizer Systems. (800) 846-9659.**

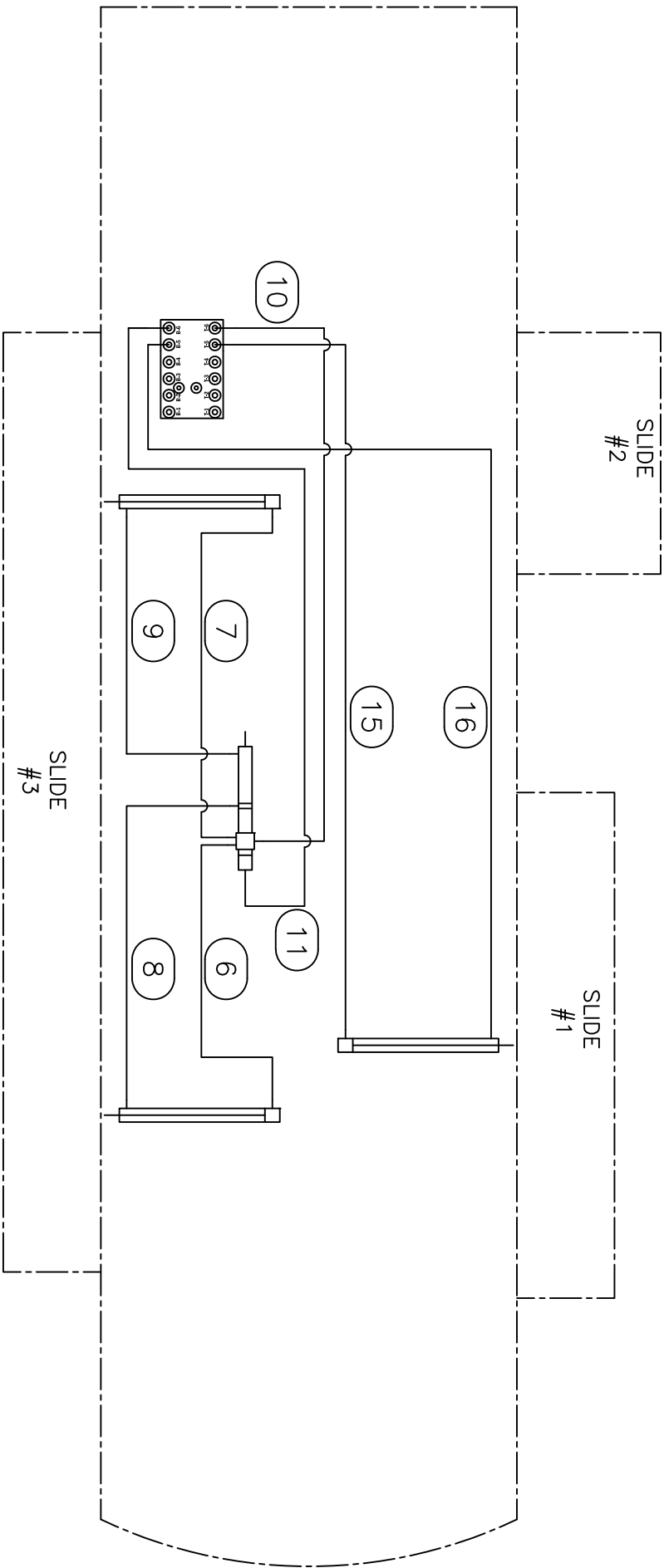
<b>EQ</b> <small>SYSTEMS</small> 19300 GRANGE STREET CASSOPOLIS, MI 49031	#	REVISIONS		BY:	DATE:	UNLESS OTHERWISE SPECIFIED:		TITLE	USED ON:		
						TOLERANCES:	JACKS AND SLIDES HOSE KIT	FOREST RIVER BERKSHIRE XLT			
						.XXX ± 0.010	SIZE SCALE MATERIAL				
						.XX ± 0.010	A 1:1 AS				
NOTICE - This drawing, including principles of design, is the property of EQ United, Elkhart, Indiana, with the agreement that it is not to be reproduced, copied, or loaned in any manner that may constitute a detriment directly or indirectly to EQ United Corporation. Acceptance of this will be construed as an agreement of the above.						.X ± 0.030 ANG. ± 1/2° REMOVE ALL BURRS AND SHARP EDGES .015 MAX		DATE: 6/16/22 DRW BY: S.J. APP'D BY:		PART NAME: HOSE KIT-8078F/8816-FRD PAGE: 1 of 3 DWG NO.: 70044B REV:	



# JACK PLUMBING

**Warranty authorization must come directly from Equalizer Systems. (800) 846-9659.**

<b>EQ</b> SYSTEMS	19300 GRANGE STREET CASSOPOLIS, MI 49031	#	REVISIONS	BY:	DATE:	UNLESS OTHERWISE SPECIFIED: TOLERANCES: .XXX ± 0.010 .XX ± 0.010 .X ± 0.030 ANG. ± 1/2° REMOVE ALL BURRS AND SHARP EDGES .015 MAX	TITLE JACKS AND SLIDES HOSE KIT	SIZE/SCALE 1:1	MATERIAL AS	USED ON: FOREST RIVER BERKSHIRE XLT	NOTED	PART NAME: HOSE KIT-8078F/8816-FRD	PAGE: 2 of 3	DWG NO.: 7004.4B	REV:
NOTICE - This drawing, including principles of design, is the property of EQ United, Elkhart, Indiana, with the agreement that it is not to be reproduced, copied, or loaned in any manner that may constitute a detriment directly or indirectly to EQ United Corporation. Acceptance of this will be construed as an agreement of the above.															



## SLIDE CYLINDER PLUMBING

**Warranty authorization must come directly from Equalizer Systems. (800) 846-9659.**

**EQ**  
SYSTEMS

19300 GRANGE STREET  
CASSOPOLIS, MI 49031

#

REVISIONS

BY:

DATE:

UNLESS OTHERWISE  
SPECIFIED:

TOLERANCES:

.XXX ± 0.010  
.XX ± 0.010  
.X ± 0.030  
ANG. ± 1/2°

REMOVE ALL BURRS AND  
SHARP EDGES .015 MAX

TITLE  
JACKS AND SLIDES HOSE KIT  
USED ON:  
FOREST RIVER BERKSHIRE XLT

SIZE/SCALE MATERIAL  
A 1:1 AS

NOTED

DRW BY: DATE: 6/16/22

SJ

APP'D BY DATE:

PART NAME: HOSE KIT-8078F/8816-FRD

PAGE: 3 of 3

DWG NO.: 70044B

REV: -

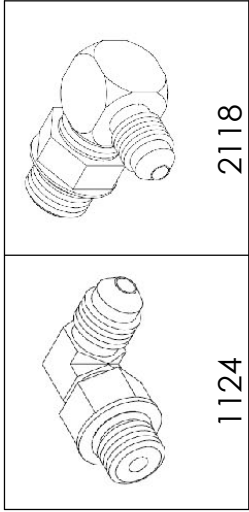
NOTICE - This drawing, including principles of design, is the property of EQ United, Elkhart, Indiana, with the agreement that it is not to be reproduced, copied, or loaned in any manner that may constitute a detriment directly or indirectly to EQ United Corporation. Acceptance of this will be construed as an agreement of the above.



ITEM	PART #	DESCRIPTION	QUANTITY	COLOR CODE	LOCATION
1	2459	HOSE, 4'	1	BROWN	PUMP PORT T1 TO TOP OF DS FRONT JACK
2	2459	HOSE, 4'	1	BROWN STRIPE	PUMP PORT B1 TO BOTTOM OF DS FRONT JACK
3	2465	HOSE, 10'	1	WHITE	PUMP PORT T2 TO TOP OF PS FRONT JACK
4	2465	HOSE 10'	1	WHITE STRIPE	PUMP PORT B2 TO BOTTOM OF PS FRONT JACK
5	2482	HOSE, 32'	1	YELLOW	PUMP PORT T4 TO TOP OF PS REAR JACK
6	2465	HOSE, 10'	1	YELLOW STRIPE/ORANGE STRIPE	BOTTOM OF PS REAR JACK TO BOTTOM OF DS REAR JACK
7	2535	HOSE, 28'	1	ORANGE	PUMP PORT T3 TO TOP OF DS REAR JACK
8	2527	HOSE, 30'	1	ORANGE STRIPE	PUMP PORT B3 TO BOTTOM OF DS REAR JACK
9	2465	HOSE, 10'	1	GREEN	PUMP PORT T5 TO ROOM 1, REAR OF SLIDE CYL
10	2465	HOSE, 10'	1	GREEN STRIPE	PUMP PORT B5 TO ROOM 1, FRONT OF SLIDE CYL
11	2471	HOSE, 16'	1	PURPLE	PUMP PORT T6 TO ROOM 4, REAR OF SLIDE CYL
12	2471	HOSE, 16'	1	PURPLE STRIPE	PUMP PORT B6 TO ROOM 4, FRONT OF SLIDE CYL

B

B



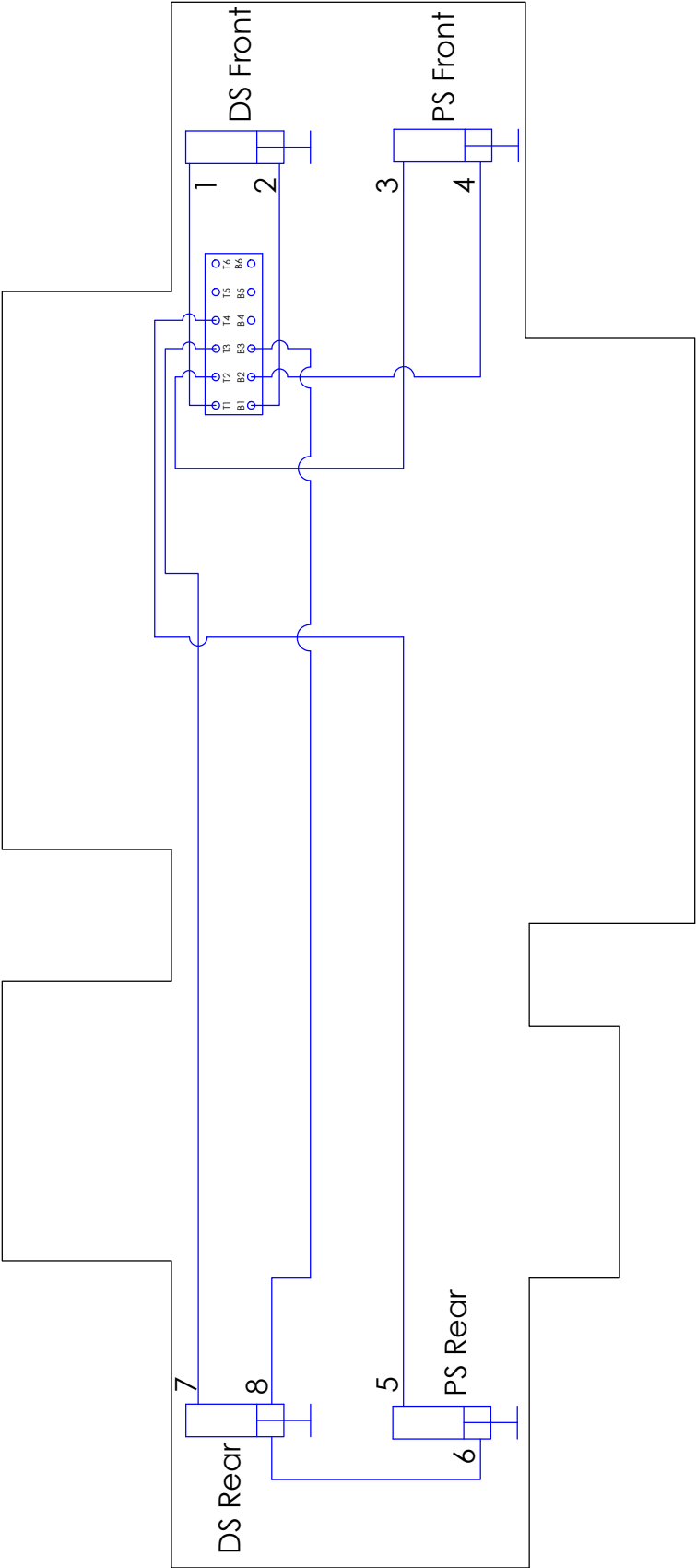
13	1124	FITTING - #4 JIC X #4 OR MALE 90	5		2 ON DS REAR BOTTOM. 1 ON THE BOTTOM OF EVERY OTHER JACK
14	2118	FITTING- RESTRICTOR #6 OR X #4 JIC 90	4		TOP OF EACH JACK

A

A

REV.	REVISIONS		DATE:	BY:	TITLE: HOSE KIT			USED ON: FOREST RIVER DIESEL BERKSHIRE XLT 45B		
					SIZE: A	SCALE: 1:4	MATERIAL:			
					DRAWN BY: GSG		DATE: 3/29/2021	PART NAME: HOSE KIT-8788D & 8788F		
					APPD BY:		DATE:	PAGE: 1	OF 3	REV: 70059
					THE INFORMATION CONTAINED IN THIS DRAWING IS THE SOLE PROPERTY OF EQUALIZER SYSTEMS, INC. AND IS NOT TO BE REPRODUCED IN PART OR AS A WHOLE WITHOUT THE WRITTEN PERMISSION OF EQUALIZER SYSTEMS, INC. IT IS PROHIBITED.					

Driver's Side



B

B

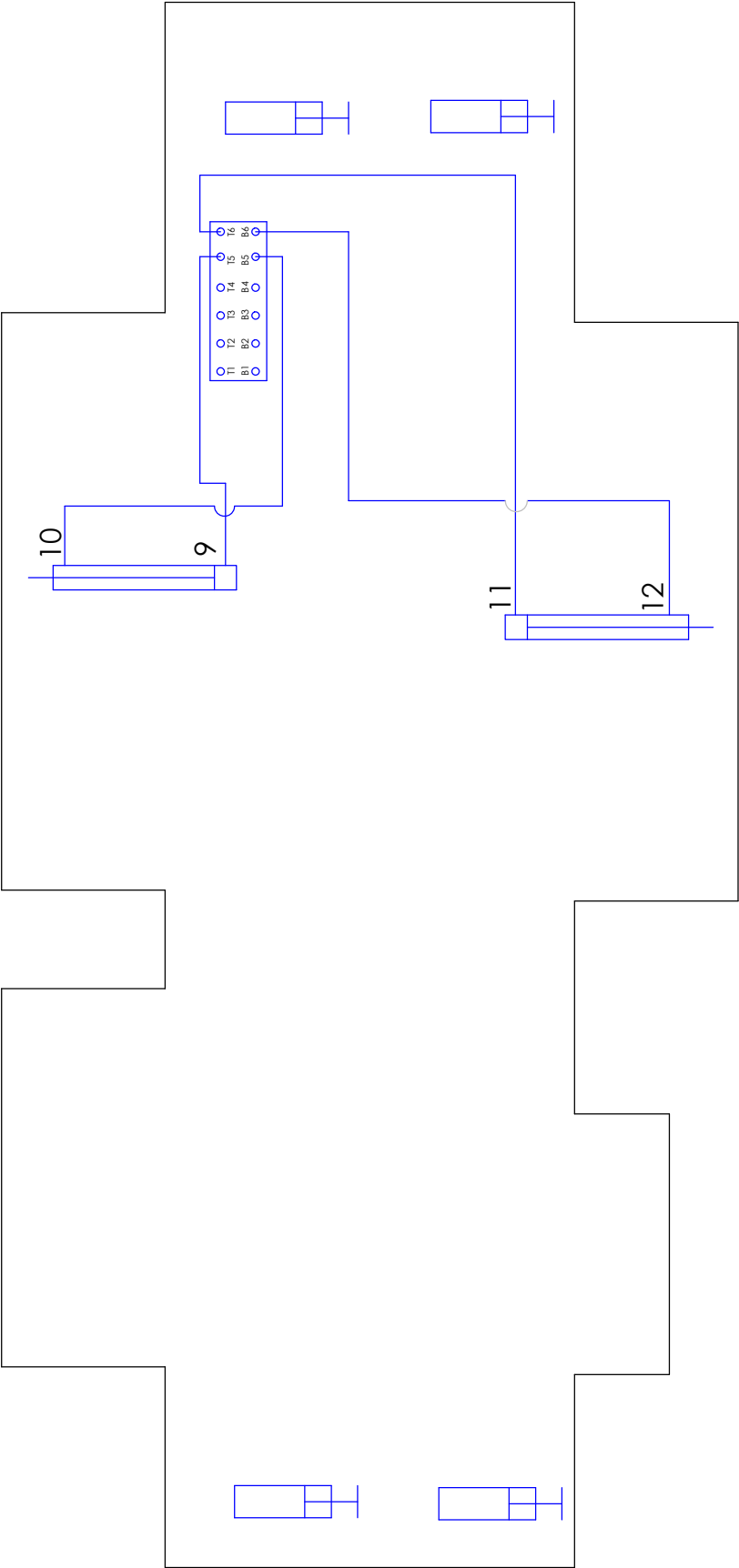
A

Passenger Side

<b>EQUALIZER</b> SYSTEMS	TITLE: HOSE KIT		USED ON: FOREST RIVER DIESEL BERKSHIRE XLT 45B	
	SIZE: A	SCALE: 1:4	MATERIAL:	
	DRAWN BY: GSG	DATE: 3/29/2021	PART NAME: HOSE KIT-8788D & 8788F	
	APPD BY:	DATE:	PAGE: 2 OF 3	REV: 70059

THE INFORMATION CONTAINED IN THIS DRAWING IS THE PROPERTY OF DAYS CORPORATION. ELKHART, IN. ANY REPRODUCTION IN PART OR AS A WHOLE WITHOUT THE WRITTEN PERMISSION OF DAYS CORPORATION, ELKHART, IN, IS PROHIBITED.

Driver's Side



Passenger Side

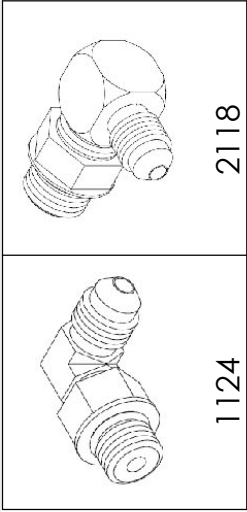
TITLE: HOSE KIT		USED ON: FOREST RIVER DIESEL BERKSHIRE XLT 45B	
SIZE: A	SCALE: 1:4	MATERIAL:	
DRAWN BY: GSG	DATE: 3/29/2021	PART NAME: HOSE KIT-8788D & 8788F	
APPD BY:	DATE:	PAGE: 3 OF 3	REV: 70059

THE INFORMATION CONTAINED IN THIS DRAWING IS THE PROPERTY OF DAYS CORPORATION, ELKHART, IN. ANY REPRODUCTION IN PART OR AS A WHOLE WITHOUT THE WRITTEN PERMISSION OF DAYS CORPORATION, ELKHART, IN IS PROHIBITED.

ITEM	PART #	DESCRIPTION	QUANTITY	COLOR CODE	LOCATION
1	2535	HOSE, 28'	1	BROWN	PUMP PORT T1 TO TOP OF DS FRONT JACK
2	2527	HOSE, 30'	1	BROWN STRIPE	PUMP PORT B1 TO BOTTOM OF DS FRONT JACK
3	2482	HOSE, 32'	1	WHITE	PUMP PORT T2 TO TOP OF PS FRONT JACK
4	2465	HOSE 10'	1	BROWN STRIPE/WHITE STRIPE	BOTTOM OF DS FRONT JACK TO BOTTOM OF PS FRONT JACK
5	2467	HOSE, 12'	1	YELLOW	PUMP PORT T4 TO TOP OF PS REAR JACK
6	2469	HOSE, 14'	1	YELLOW STRIPE	PUMP PORT B4 TO BOTTOM OF PS REAR JACK
7	2465	HOSE, 10'	1	ORANGE	PUMP PORT T3 TO TOP OF DS REAR JACK
8	2467	HOSE, 12'	1	ORANGE STRIPE	PUMP PORT B3 TO BOTTOM OF DS REAR JACK
9	3018	HOSE, 26'	1	GREEN	PUMP PORT T5 TO ROOM 1, REAR OF SLIDE CYL
10	3018	HOSE, 26'	1	GREEN STRIPE	PUMP PORT B5 TO ROOM 1, FRONT OF SLIDE CYL
11	2476	HOSE, 22'	1	PURPLE	PUMP PORT T6 TO DIVIDER BLOCK ON SYNC CYL
12	2476	HOSE, 22'	1	PURPLE STRIPE	PUMP PORT B6 TO REAR OF SYNC CYL
13	2467	HOSE, 12'	2	PURPLE STRIPE (2 STICKERS)	SYNC CYL TO FRONT OF SLIDE CYLINDERS
14	2467	HOSE, 12'	2	PURPLE (2 STICKERS)	SYNC CYL DIVIDER BLOCK TO REAR OF SLIDE CYLINDERS

B

B



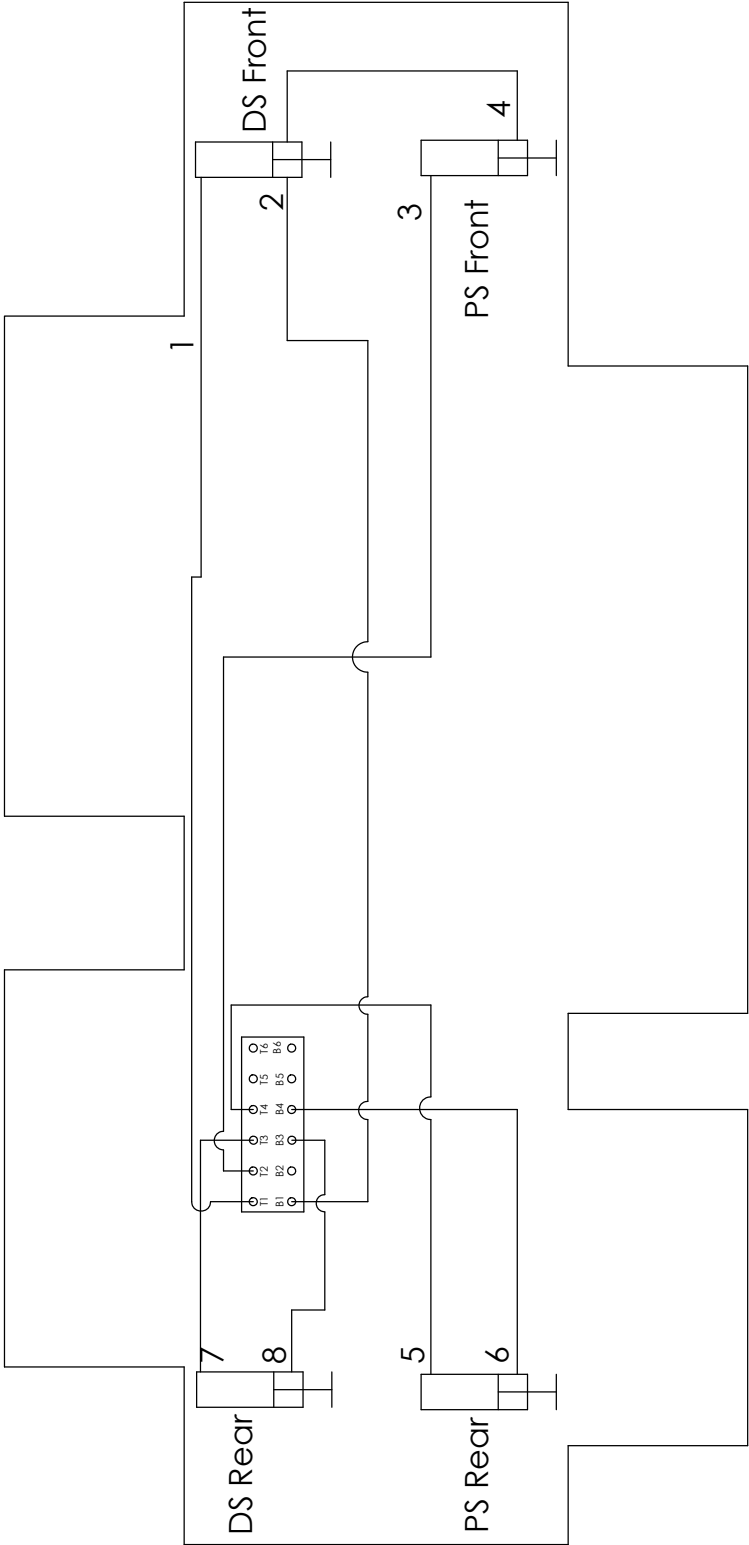
15	1124	FITTING - #4 JIC X #4 OR MALE 90	5		2 ON DS FRONT BOTTOM. 1 ON THE BOTTOM OF EVERY OTHER JACK
16	2118	FITTING- RESTRICTOR #6 OR X #4 JIC 90	4		TOP OF EACH JACK

A

A

REV.	REVISIONS		DATE:	BY:	TITLE: HOSE KIT			USED ON: FOREST RIVER DIESEL BERKSHIRE XL 37A		
					SIZE: A	SCALE: 1:4	MATERIAL:			
					DRAWN BY: GSG			PART NAME: HOSE KIT-8628F		
					DATE: 3/25/2021					
					DATE:			PAGE: 1		DWG NO: 70088A
								OF 3		REV:

Driver's Side



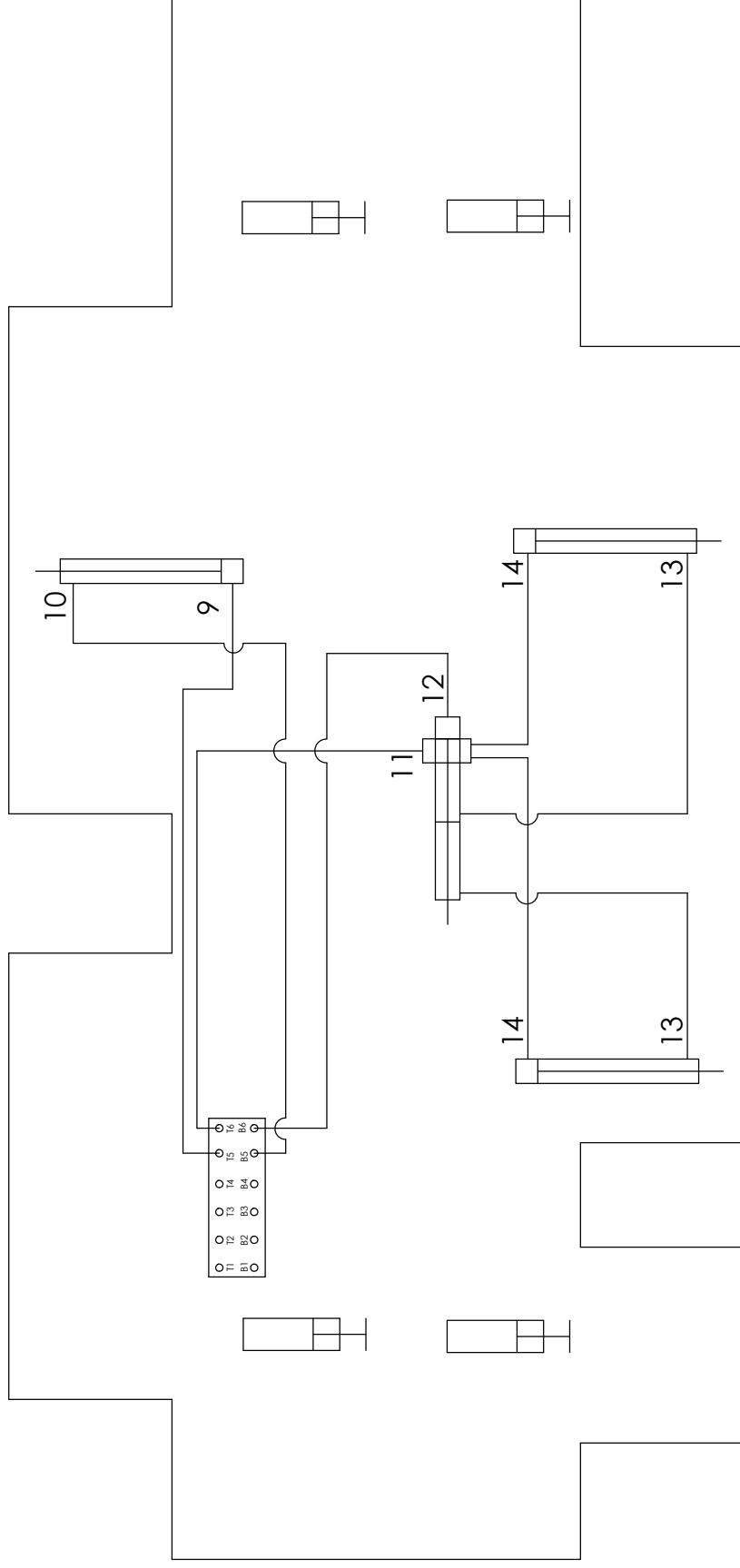
Passenger Side

<b>EQUALIZER</b> SYSTEMS	TITLE: HOSE KIT		USED ON: FOREST RIVER DIESEL BERKSHIRE XL 37A	
	SIZE: A	SCALE: 1:4	MATERIAL:	
	DRAWN BY: GSG		DATE: 3/25/2021	
THE INFORMATION CONTAINED IN THIS DRAWING IS THE PROPERTY OF EQUALIZER DAYS CORPORATION. EXHIBIT IN ANY REPRODUCTION IN PART OR AS A WHOLE WITHOUT THE WRITTEN PERMISSION OF EQUALIZER DAYS CORPORATION, EXHIBIT IN U.S. IS PROHIBITED.	PART NAME: HOSE KIT-8628F		REV:	
	APPD BY:		PAGE: 2 OF 3	
			DWG NO: 70088A	

2




# Driver's Side



A

A

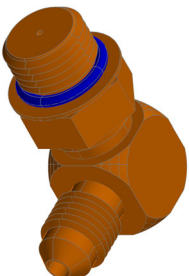
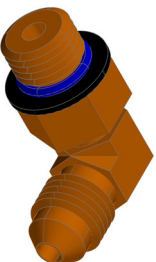
## Passenger Side

	TITLE: HOSE KIT		USED ON: FOREST RIVER DIESEL BERKSHIRE XL 37A	
	SIZE: A	SCALE: 1:4	MATERIAL:	
	DRAWN BY: GSG		DATE: 3/25/2021	PART NAME: HOSE KIT-8428F
	APPD BY:	DATE:	PAGE: 3 OF 3	DWG NO: 70088A
<p>THE INFORMATION CONTAINED ON THIS DRAWING IS THE SOLE PROPERTY OF DAYS CORPORATION. LEHART, IN, ANY REUSE OR REPRODUCTION OF THIS DRAWING WITHOUT THE WRITTEN PERMISSION OF DAYS CORPORATION, LEHART, IN, IS STRICTLY PROHIBITED.</p>				

2

## 70088B PARTS LIST

ITEM	PART #	DESCRIPTION	QUAN	COLOR CODE	LOCATION
1	2461	HOSE-6'	1	YELLOW SOLID	PUMP PORT T4 TO TOP OF RR JACK
2	2463	HOSE-8'	1	YELLOW STRIPE	PUMP PORT B4 TO BOTTOM OF RR JACK
3	2463	HOSE-8'	1	ORANGE SOLID	PUMP PORT T3 TO TOP OF LR JACK
4	2465	HOSE-10'	1	ORANGE STRIPE	PUMP PORT B3 TO BOTTOM OF LR JACK
5	2465	HOSE-10'	1	BROWN STRIPE/WHITE STRIPE	BOTTOM OF LF JACK TO BOTTOM OF RF JACK
6	2467	HOSE-12'	1	PURPLE (2 STICKERS)	SYNC CYL DIVIDER BLOCK TO REAR OF SLIDE 3 CYLS
7	2467	HOSE-12'	1	PURPLE (2 STICKERS)	SYNC CYL DIVIDER BLOCK TO REAR OF SLIDE 3 CYLS
8	2467	HOSE-12'	1	PURPLE STRIPE (2 STICKERS)	SYNC CYL TO FRONT OF SLIDE 3 CYLS
9	2467	HOSE-12'	1	PURPLE STRIPE (2 STICKERS)	SYNC CYL TO FRONT OF SLIDE 3 CYLS
10	2473	HOSE-18'	1	PURPLE SOLID	PUMP PORT T6 TO DIVIDER BLOCK ON SYNC CYL
11	2473	HOSE-18'	1	PURPLE STRIPE	PUMP PORT B6 TO REAR OF SYNC CYL
12	3018	HOSE-26'	1	WHITE SOLID	PUMP PORT T2 TO TOP OF RF JACK
13	2527	HOSE-30'	1	BROWN STRIPE	PUMP PORT B1 TO BOTTOM OF LF JACK
14	2535	HOSE-28'	1	BROWN SOLID	PUMP PORT T1 TO TOP OF LF JACK
15	3018	HOSE-26'	1	GREEN SOLID	PUMP PORT T5 TO CLOSED END OF SLIDE CYL #1
16	3018	HOSE-26'	1	GREEN STRIPE	PUMP PORT B5 TO ROD END OF SLIDE CYL #1



1124

2118

## REQUIRED JACK FITTINGS

17	1124	FITTING-#4 JIC X #4 OR MALE 90	6	-	BOTTOM OF EACH JACK
18	1190	FITTING-RESTRICTOR #6 OR X #4 JIC 90	4	-	TOP OF ALL JACKS

**Warranty authorization must come directly from Equalizer Systems. (800) 846-9659.**

**EQ**19300 GRANGE STREET  
CASSOPOLIS, MI 49031

SYSTEMS

#

REVISIONS

BY:

DATE:

UNLESS OTHERWISE SPECIFIED:

TOLERANCES:

.XXX ± 0.010

.XX ± 0.010

.X ± 0.030

ANG. ± 1/2°

REMOVE ALL BURRS AND SHARP EDGES .015 MAX

TITLE JACKS AND SLIDES HOSE KIT USED ON: FOREST RIVER BERKSHIRE XLT

SIZE SCALE MATERIAL

A 1:1 AS

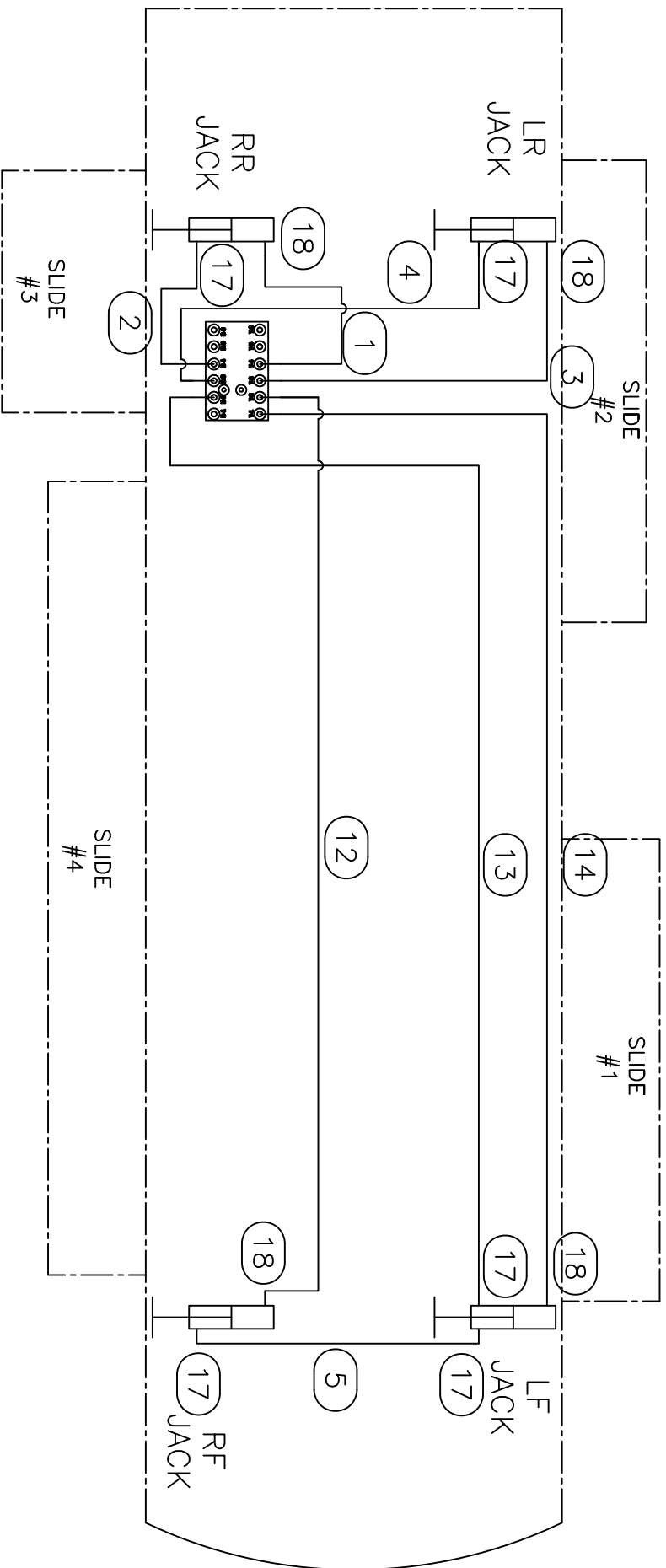
DRAW BY: DATE: 7/11/22

S.J. APP'D BY DATE:

REMOVE ALL BURRS AND SHARP EDGES .015 MAX

PAGE: 1 of 3

PART NAME: HOSE KIT-8628F-FRD  
DWG NO.: 70088B  
REV: -

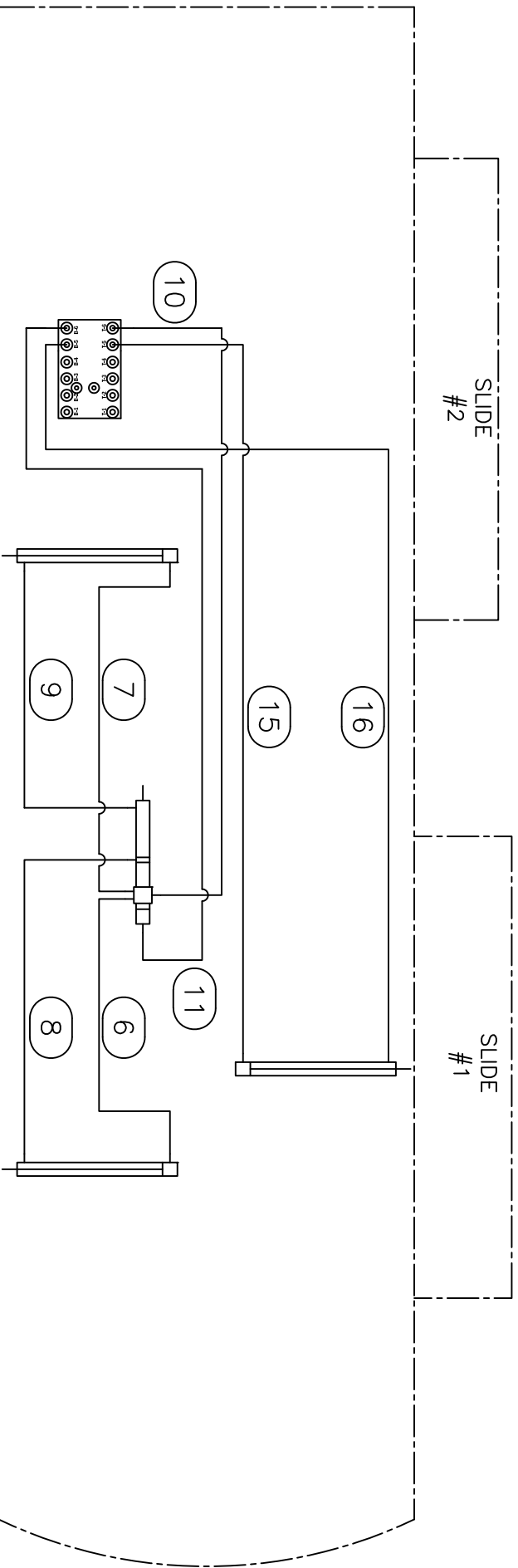


## JACK PLUMBING

**Warranty authorization must come directly from Equalizer Systems. (800) 846-9659.**

<b>EQ</b> SYSTEMS	19300 GRANGE STREET CASSOPOLIS, MI 49031	#	REVISIONS		BY:	DATE:	UNLESS OTHERWISE SPECIFIED:		TOLERANCES:		TITLE		USED ON:	
												JACKS AND SLIDES HOSE KIT	FOREST RIVER BERKSHIRE XLT	
NOTICE - This drawing, including principles of design, is the property of EQ United, Elkhart, Indiana, with the agreement that it is not to be reproduced, copied, or loaned in any manner that may constitute a detriment directly or indirectly to EQ United Corporation. Acceptance of this will be construed as an agreement of the above.														
DRAWN BY: S.J. DATE: 7/11/22														
PART NAME: HOSE KIT-8628F-FRD														
PAGE: 2 of 3 DWG NO: 700888B														
REV: -														





## SLIDE CYLINDER PLUMBING

**Warranty authorization must come directly from Equalizer Systems. (800) 846-9659.**

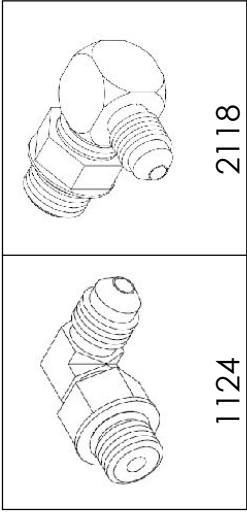
<b>EQ</b> SYSTEMS	19300 GRANGE STREET CASSOPOLIS, MI 49031	#	REVISIONS		BY:	DATE:	UNLESS OTHERWISE SPECIFIED: TOLERANCES: .XXX ± 0.010 .XX ± 0.010 .X ± 0.030 ANG. ± 1/2° REMOVE ALL BURRS AND SHARP EDGES .015 MAX		TITLE JACKS AND SLIDES HOSE KIT		USED ON: FOREST RIVER BERKSHIRE XLT	
									SIZE SCALE MATERIAL A 1:1 AS		NOTE D	
									DRW BY: DATE: S.J 7/11/22		PART NAME: HOSE KIT-8628F-FRD	
									APP'D BY DATE:		PAGE: 3 of 3	
									DWG NO.: 70088B		REV: -	

NOTICE - This drawing, including principles of design, is the property of EQ United, Elkhart, Indiana, with the agreement that it is not to be reproduced, copied, or loaned in any manner that may constitute a detriment directly or indirectly to EQ United Corporation. Acceptance of this will be construed as an agreement of the above.

ITEM	PART #	DESCRIPTION	QUANTITY	COLOR CODE	LOCATION
1	2459	HOSE, 4'	1	BROWN	Pump Port T1 to ds front Jack top
2	2459	HOSE, 4'	1	BROWN STRIPE	Pump Port B1 to ds front jack bottom
3	2465	HOSE, 10'	1	WHITE	Pump Port T2 to ps front top
4	2465	HOSE 10'	1	WHITE STRIPE	PUMP PORT B2 TO PS FRONT JACK BOTTOM
5	2482	HOSE, 32'	1	YELLOW	PUMP PORT T4 TO PS REAR JACK TOP
6	2465	HOSE, 10'	1	YELLOW STRIPE/ORANGE STRIPE	DS REAR BOTTOM, PS REAR BOTTOM
7	2535	HOSE, 28'	1	ORANGE	PUMP PORT T3 TO DS REAR JACK TOP
8	2527	HOSE, 30'	1	ORANGE STRIPE	PUMP PORT B3 TO DS REAR JACK BOTTOM
9	2465	HOSE, 10'	1	GREEN	PUMP PORT T5 TO ROOM 1, REAR SLIDE CYL
10	2465	HOSE, 10'	1	GREEN STRIPE	PUMP PORT B5 TO ROOM 1, FRONT SLIDE CYL
11	2471	HOSE, 16'	1	PURPLE	PUMP PORT T6 TO THE DIVIDER BLOCK ON THE SYNC CYL
12	2471	HOSE, 16'	1	PURPLE STRIPE	PUMP PORT B6 TO THE REAR OF THE SYNC CYL
13	2471	HOSE, 16'	2	PURPLE STRIPE (2 STICKERS)	SYNC CYL TO FRONT OF SLIDE CYLINDERS
14	2471	HOSE, 16'	2	PURPLE (2 STICKERS)	SYNC CYL DIVIDER BLOCK TO REAR OF SLIDE CYLINDERS

B

B



15	1124	FITTING - #4 JIC X #4 OR MALE 90	5		2 ON DS REAR BOTTOM. 1 ON THE BOTTOM OF EVERY OTHER JACK
16	2118	FITTING- RESTRICTOR #6 OR X #4 JIC 90	4		TOP OF EACH JACK

A

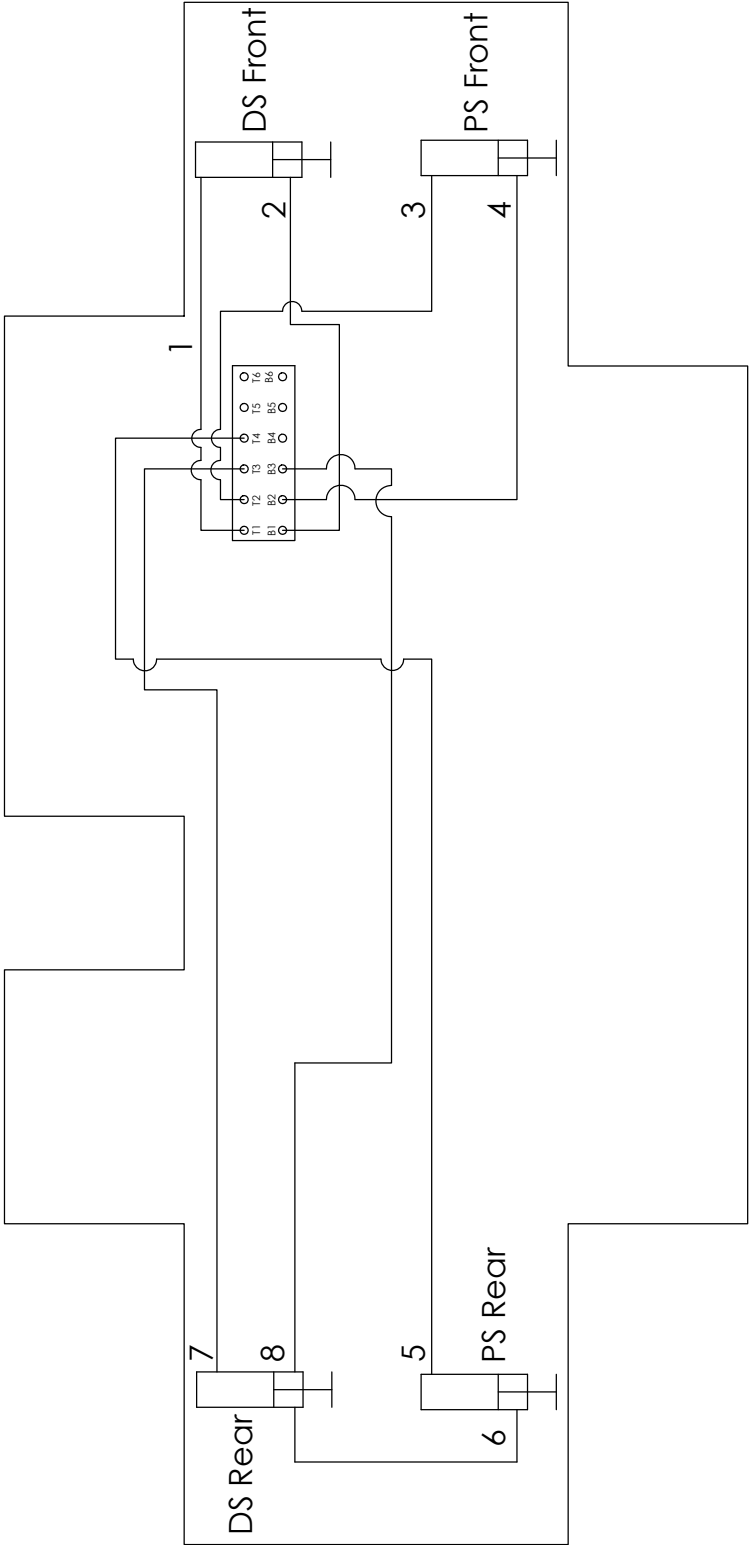
A

REV.	REVISIONS	DATE:	BY:	TITLE: HOSE KIT	USED ON: FOREST RIVER BERKSHIRE XLT 45CA
				SIZE: A SCALE: 1:4 MATERIAL:	
				DRAWN BY: GSG DATE: 2/25/21	PART NAME: HOSE KIT-8830D/8830F-FRD
				APPD BY: DATE:	PAGE: 1 OF 3 DWG NO: 70235 REV:

**EQUALIZER**  
SYSTEMS

THE INFORMATION CONTAINED IN THIS DRAWING IS THE PROPERTY OF EQUALIZER SYSTEMS, INC. AND IS NOT TO BE REPRODUCED IN PART OR AS A WHOLE WITHOUT THE WRITTEN PERMISSION OF EQUALIZER SYSTEMS, INC. ANY VIOLATION OF THIS NOTICE IS PROHIBITED.

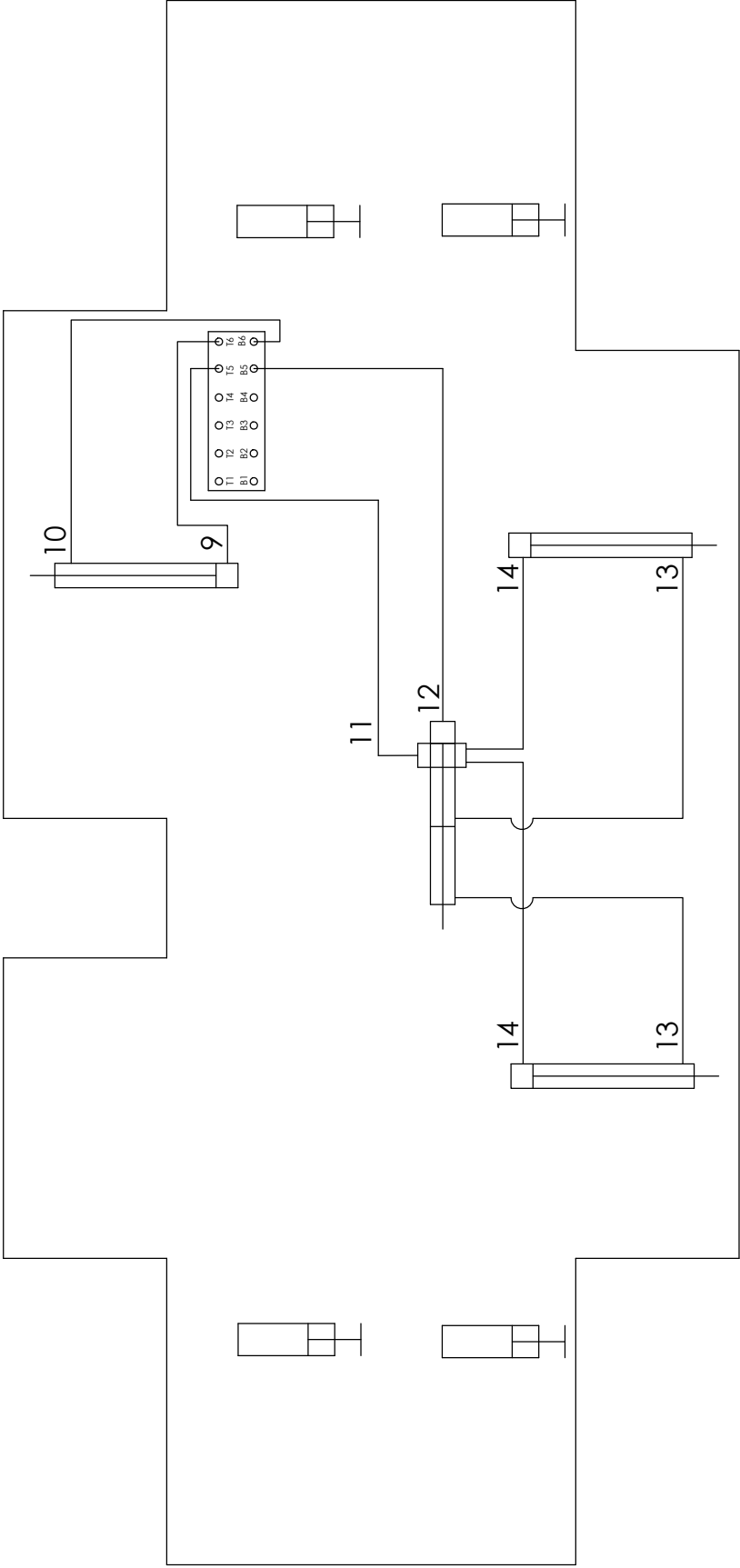
Driver's Side



Passenger Side

<div><div>EQUALIZER</div><div>SYSTEMS</div><div><small>A DAYS CORPORATION</small></div></div>	TITLE: HOSE KIT		USED ON: FOREST RIVER BERKSHIRE XLT 45CA	
	SIZE: A	SCALE: 1:4	MATERIAL:	
	DRAWN BY: GSG		DATE: 2/25/21	PART NAME: HOSE KIT-8830D/8830F-FRD
	APPD BY:		DATE:	PAGE: 2 OF 3
DWG NO: 70235			REV:	
THE INFORMATION CONTAINED IN THIS DRAWING IS THE SOLE PROPERTY OF DAYS CORPORATION. ANY REPRODUCTION IN PART OR AS A WHOLE WITHOUT THE WRITTEN PERMISSION OF DAYS CORPORATION, EXHIBIT IN, IS PROHIBITED.				

Driver's Side



Passenger Side

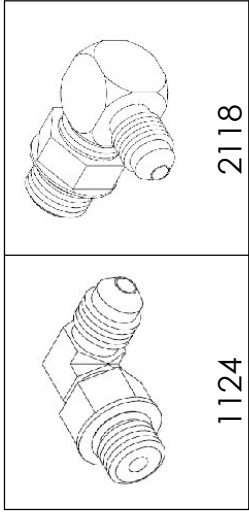
TITLE: HOSE KIT		USED ON: FOREST RIVER BERKSHIRE XLT 45CA	
SIZE: A	SCALE: 1:4	MATERIAL:	
DRAWN BY: GSG	DATE: 2/25/21	PART NAME: HOSE KIT-8830D/8830F-FRD	
APPD BY:	DATE:	PAGE: 3	OF 3
		DWG NO: 70235	REV:

THE INFORMATION CONTAINED IN THIS DRAWING IS THE PROPERTY OF DAYS CORPORATION. EXHIBIT IN, ANY REPRODUCTION IN PART OR AS A WHOLE WITHOUT THE WRITTEN PERMISSION OF DAYS CORPORATION, EXHIBIT IN, IS PROHIBITED.

ITEM	PART #	DESCRIPTION	QUANTITY	COLOR CODE	LOCATION
1	3018	HOSE, 26'	1	BROWN	PUMP PORT T1 TO DS FRONT JACK TOP
2	2535	HOSE, 28'	1	BROWN STRIPE	PUMP PORT B1 TO DS FRONT JACK BOTTOM
3	2535	HOSE, 28'	1	WHITE	PUMP PORT T2 TO PS FRONT JACK TOP
4	2465	HOSE 10'	1	BROWN STRIPE/WHITE STRIPE	DS FRONT JACK BOTTOM, PS FRONT JACK BOTTOM
5	2467	HOSE, 12'	1	YELLOW	PUMP PORT T4 TO PS REAR JACK TOP
6	2469	HOSE, 14'	1	YELLOW STRIPE	PUMP PORT B4 TO PS REAR JACK BOTTOM
7	2465	HOSE, 10'	1	ORANGE	PUMP PORT T3 TO DS REAR JACK TOP
8	2467	HOSE, 12'	1	ORANGE STRIPE	PUMP PORT B3 TO DS REAR JACK BOTTOM
9	3018	HOSE, 26'	1	GREEN	PUMP PORT T5 TO FLOW DIVIDER 1
10	3018	HOSE, 26'	1	GREEN STRIPE	PUMP PORT B5 TO FLOW DIVIDER 2
11	2467	HOSE, 12'	2	GREEN (2 STICKERS)	FLOW DIVIDER 1 TO REAR OF SLIDE CYLINDERS
12	2467	HOSE, 12'	2	GREEN STRIPE (2 STICKERS)	FLOW DIVIDER 2 TO FRONT OF SLIDE CYLINDERS

B

B



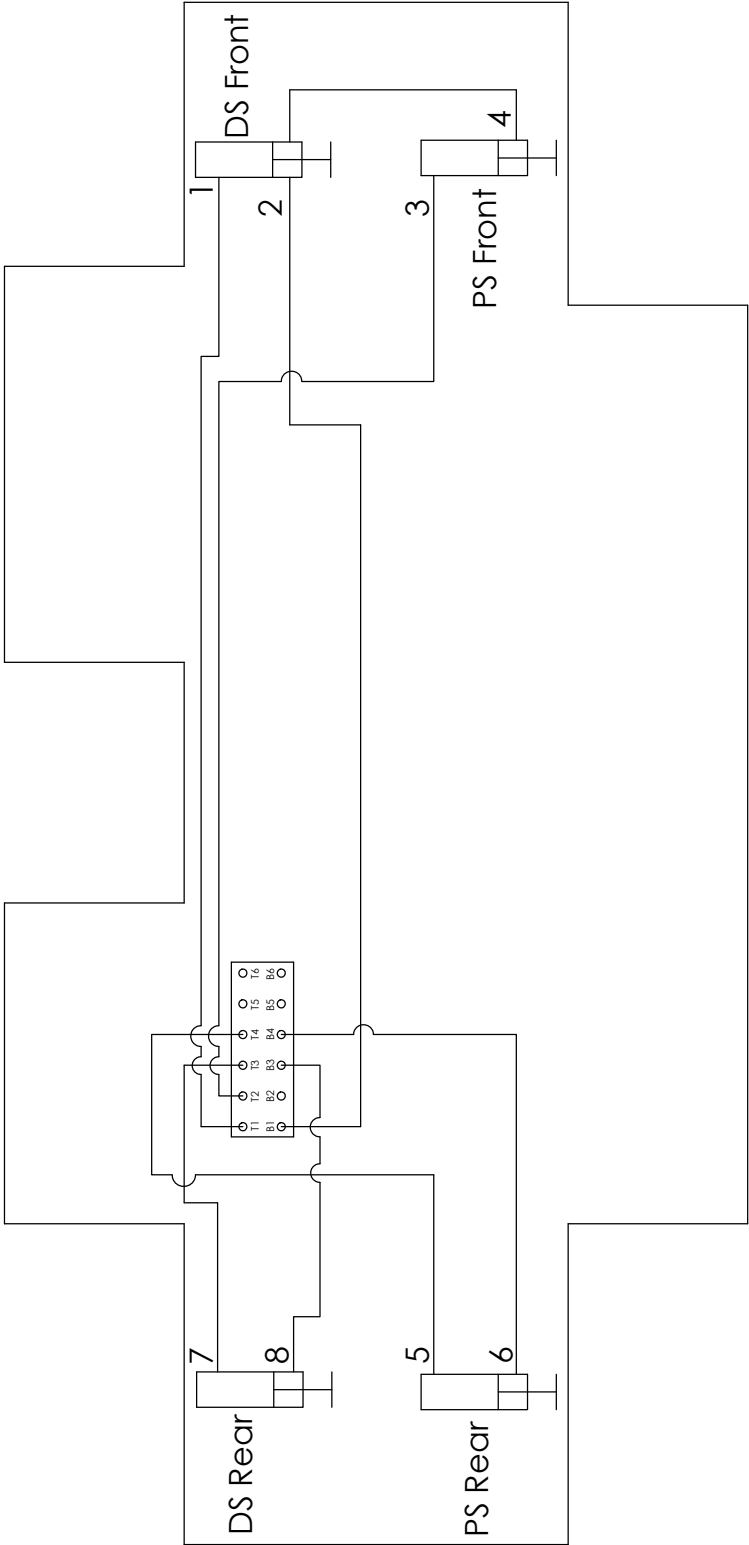
13	1124	FITTING - #4 JIC X #4 OR MALE 90	5		2 ON DS FRONT BOTTOM. 1 ON THE BOTTOM OF EVERY OTHER JACK
14	2118	FITTING- RESTRICTOR #6 OR X #4 JIC 90	4		TOP OF EACH JACK

A

A

REV.	REVISIONS	DATE:	BY:	TITLE: HOSE KIT	USED ON: FOREST RIVER BERKSHIRE 34B
				SIZE: A	MATERIAL: 1:4
				DRAWN BY: GSG	DATE: 3/3/2021
				APPD BY:	DATE:
				PART NAME: HOSE KIT-FRD-8848	REV:
				PAGE: 1	DWG NO: 70265
				OF 3	

Driver's Side

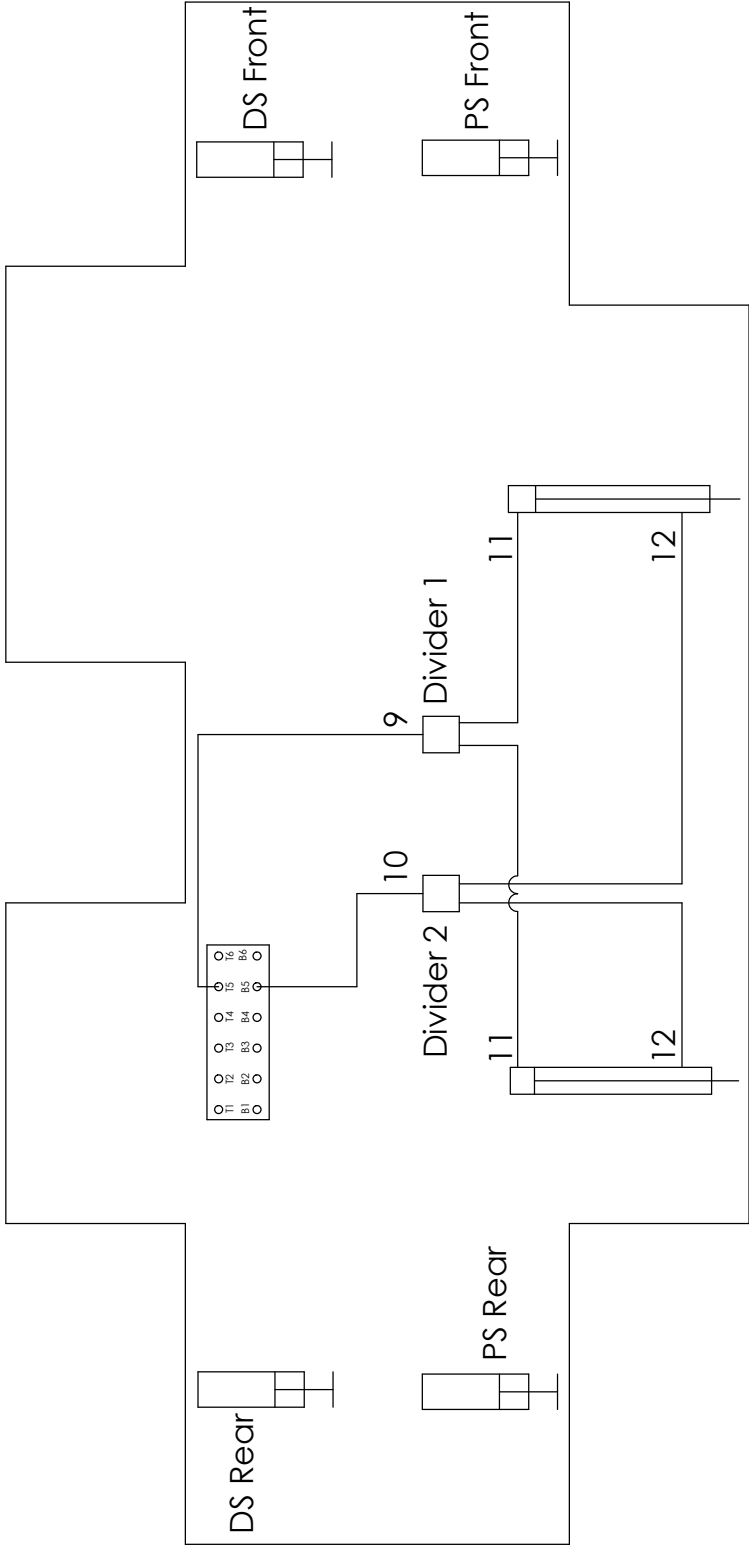


Passenger Side

<b>EQUALIZER</b> SYSTEMS <small>Copyright © 2021</small>	TITLE: HOSE KIT		USED ON: FOREST RIVER BERKSHIRE 34B	
	SIZE: A	SCALE: 1:4	MATERIAL:	
	DRAWN BY: GSG	DATE: 3/3/2021	PART NAME: HOSE KIT-FRD-8848	
	APPD BY:	DATE:	PAGE: 2 OF 3	REV: 70265

THE INFORMATION CONTAINED IN THIS DRAWING IS THE PROPERTY OF FOREST RIVER BERKSHIRE, INC. ANY REPRODUCTION IN PART OR AS A WHOLE WITHOUT THE WRITTEN PERMISSION OF FOREST RIVER BERKSHIRE, INC. IS PROHIBITED.

Driver's Side



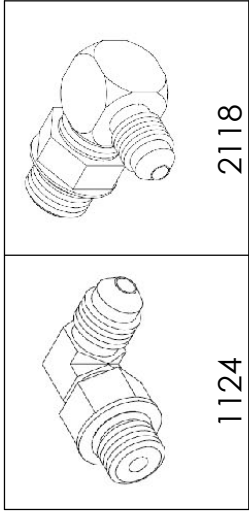
Passenger Side

TITLE: HOSE KIT		USED ON: FOREST RIVER BERKSHIRE 34B	
SIZE: A	SCALE: 1:4	MATERIAL:	
DRAWN BY: GSG		DATE: 3/3/2021	PART NAME: HOSE KIT-FRD-8848
APPD BY:	DATE:	PAGE: 3 OF 3	DWG NO: 70265
		REV:	

ITEM	PART #	DESCRIPTION	QUANTITY	COLOR CODE	LOCATION
1	2535	HOSE, 28'	1	BROWN	PUMP PORT T1 TO TOP OF DS FRONT JACK
2	2527	HOSE, 30'	1	BROWN STRIPE	PUMP PORT B1 TO BOTTOM OF DS FRONT JACK
3	2478	HOSE, 24'	1	WHITE	PUMP PORT T2 TO TOP OF PS FRONT JACK
4	2465	HOSE 10'	1	BROWN STRIPE/WHITE STRIPE	BOTTOM OF DS FRONT JACK TO BOTTOM OF PS FRONT JACK
5	2461	HOSE, 6'	1	YELLOW	PUMP PORT T4 TO TOP OF PS REAR JACK
6	2463	HOSE, 8'	1	YELLOW STRIPE	PUMP PORT B4 TO BOTTOM OF PS REAR JACK
7	2463	HOSE, 8'	1	ORANGE	PUMP PORT T3 TO TOP OF DS REAR JACK
8	2465	HOSE, 10'	1	ORANGE STRIPE	PUMP PORT B3 TO BOTTOM OF DS REAR JACK
9	2471	HOSE, 16'	1	GREEN	PUMP PORT T5 TO DIVIDER BLOCK ON SYNC CYL
10	2471	HOSE, 16'	1	GREEN STRIPE	PUMP PORT B5 TO REAR OF SYNC CYL
11	2471	HOSE, 16'	2	GREEN (2 STICKERS)	SYNC CYL DIVIDER BLOCK TO REAR OF SLIDE CYLINDERS
12	2471	HOSE, 16'	2	GREEN STRIPE (2 STICKERS)	SYNC CYL TO FRONT OF SLIDE CYLINDERS

B

B



15	1124	FITTING - #4 JIC X #4 OR MALE 90	5		2 ON DS FRONT BOTTOM. 1 ON THE BOTTOM OF EVERY OTHER JACK
16	2118	FITTING- RESTRICTOR #6 OR X #4 JIC 90	4		TOP OF EACH JACK

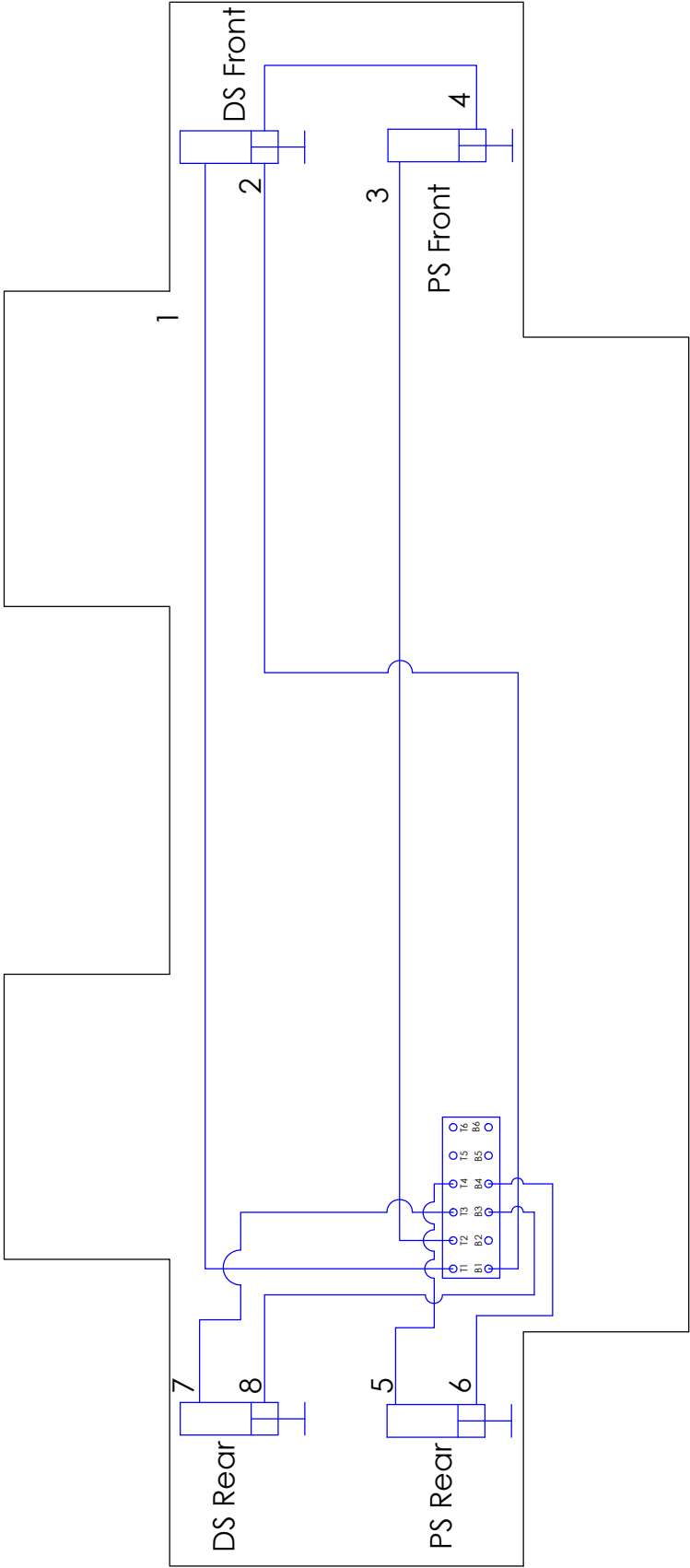
A

A

REV.	REVISIONS	DATE:	BY:	TITLE: HOSE KIT	USED ON: FOREST RIVER DIESEL CHARLESTON 36A
				SIZE: A	
				SCALE: 1:4	
				MATERIAL:	
				DRAWN BY: GSG	PART NAME: HOSE KIT-8857B
				DATE: 3/29/2021	
				APPD BY:	PAGE: 1 OF 3
				DATE:	DWG NO: 70280
					REV:



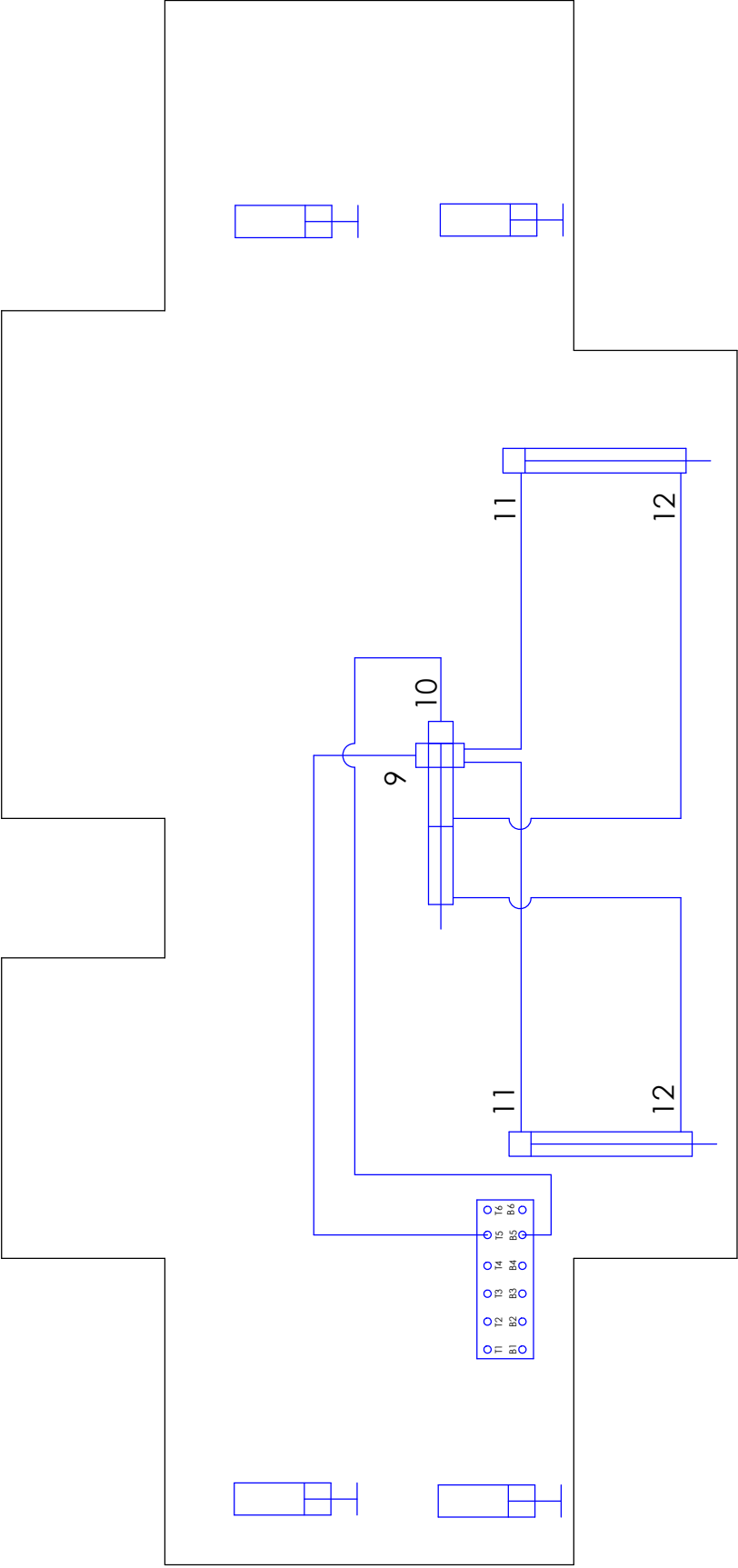
Driver's Side



Passenger Side

<b>EQUALIZER</b> SYSTEMS	TITLE: HOSE KIT		USED ON: FOREST RIVER DIESEL CHARLESTON 36A	
	SIZE: A	SCALE: 1:4	MATERIAL:	
	DRAWN BY: GSG	DATE: 3/29/2021	PART NAME: HOSE KIT-8857B	
	APPD BY:	DATE:	PAGE: 2 OF 3	REV: 70280

Driver's Side



B

A

Passenger Side

<b>EQUALIZER</b>			TITLE: HOSE KIT		USED ON: FOREST RIVER DIESEL CHARLESTON 36A	
<b>SYSTEMS</b>			SIZE: A	SCALE: 1:4	MATERIAL:	
<small>THE INFORMATION CONTAINED IN THIS DRAWING IS THE SOLE PROPERTY OF GSG. IT IS TO BE USED FOR THE REPRODUCTION IN PART OR AS A WHOLE WITHOUT THE WRITER PERMISSION OF GSG. REPRODUCTION OF THIS INFORMATION, LIBRARY, IN, IS PROHIBITED.</small>			DRAWN BY: GSG		DATE: 3/29/2021	
			DATE:		PART NAME: HOSE KIT-8857B	
			APPD BY:	DATE:	PAGE: 3	OF 3

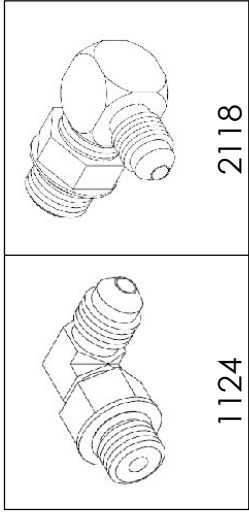
**EQUALIZER**  
SYSTEMS  
©2001 EKHART

THE INFORMATION CONTAINED IN THIS DRAWING IS THE PROPERTY OF EKHART, INC. AND IS NOT TO BE REPRODUCED IN PART OR AS A WHOLE IN ANY FORM OR BY ANY MEANS, ELECTRONIC OR MECHANICAL, INCLUDING PHOTOCOPYING, RECORDING, OR BY ANY INFORMATION STORAGE AND RETRIEVAL SYSTEM, WITHOUT THE WRITTEN PERMISSION OF EKHART, INC.

ITEM	PART #	DESCRIPTION	QUANTITY	COLOR CODE	LOCATION
1	2459	HOSE, 4'	1	BROWN	PUMP PORT T1 TO TOP OF DS FRONT JACK
2	2459	HOSE, 4'	1	BROWN STRIPE	PUMP PORT B1 TO BOTTOM OF DS FRONT JACK
3	2465	HOSE, 10'	1	WHITE	PUMP PORT T2 TO TOP OF PS FRONT JACK
4	2465	HOSE 10'	1	WHITE STRIPE	PUMP PORT B2 TO BOTTOM OF PS FRONT JACK
5	2482	HOSE, 32'	1	YELLOW	PUMP PORT T4 TO TOP OF PS REAR JACK
6	2465	HOSE, 10'	1	YELLOW STRIPE/ORANGE STRIPE	BOTTOM OF PS REAR JACK TO BOTTOM OF DS REAR JACK
7	2535	HOSE, 28'	1	ORANGE	PUMP PORT T3 TO TOP OF DS REAR JACK
8	2527	HOSE, 30'	1	ORANGE STRIPE	PUMP PORT B3 TO BOTTOM OF DS REAR JACK
9	2465	HOSE, 10'	1	GREEN	PUMP PORT T5 TO ROOM 1, REAR OF SLIDE CYL
10	2465	HOSE, 10'	1	GREEN STRIPE	PUMP PORT B5 TO ROOM 1, FRONT OF SLIDE CYL
11	2467	HOSE, 12'	1	PURPLE	PUMP PORT T6 TO ROOM 4, REAR OF SLIDE CYL
12	2467	HOSE, 12'	1	PURPLE STRIPE	PUMP PORT B6 TO ROOM 4, FRONT OF SLIDE CYL

B

B



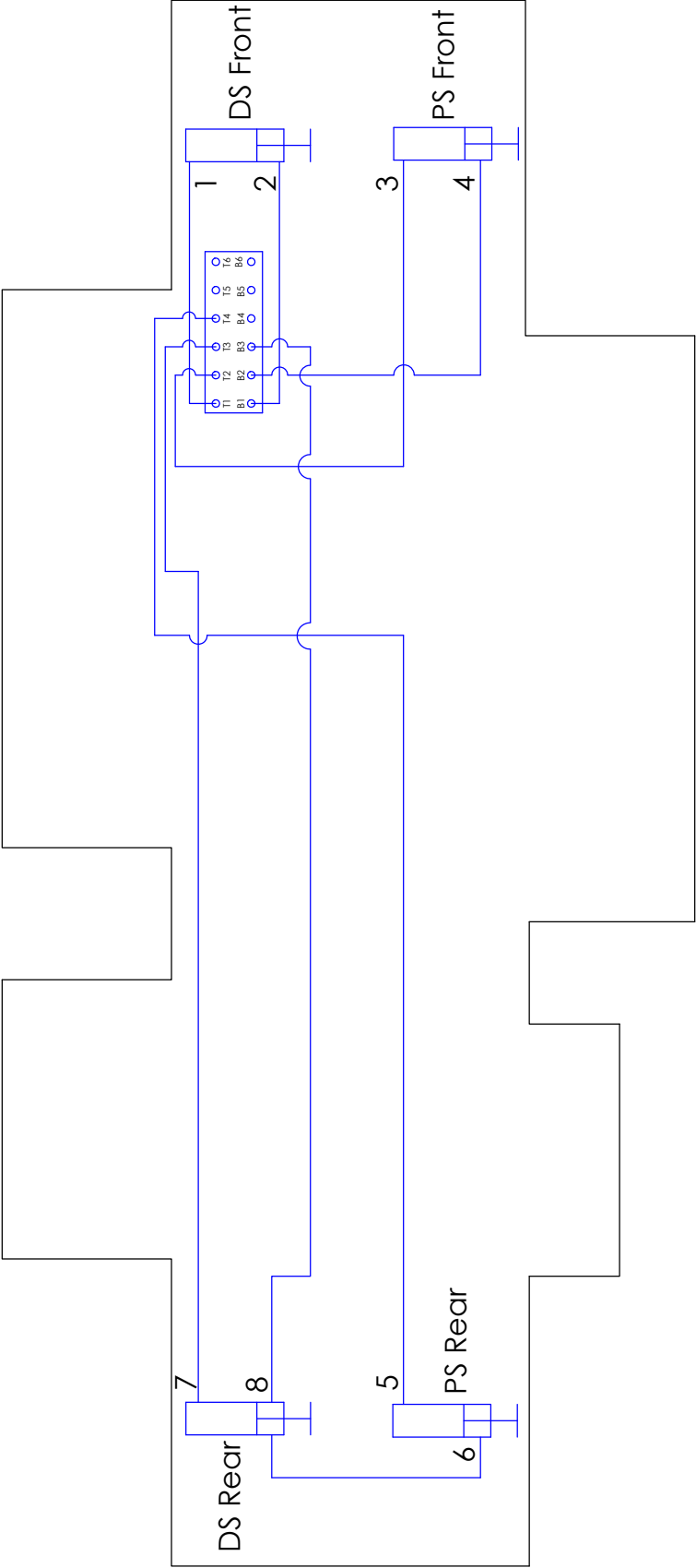
13	1124	FITTING - #4 JIC X #4 OR MALE 90	5		2 ON DS REAR BOTTOM. 1 ON THE BOTTOM OF EVERY OTHER JACK
14	2118	FITTING- RESTRICTOR #6 OR X #4 JIC 90	4		TOP OF EACH JACK

A

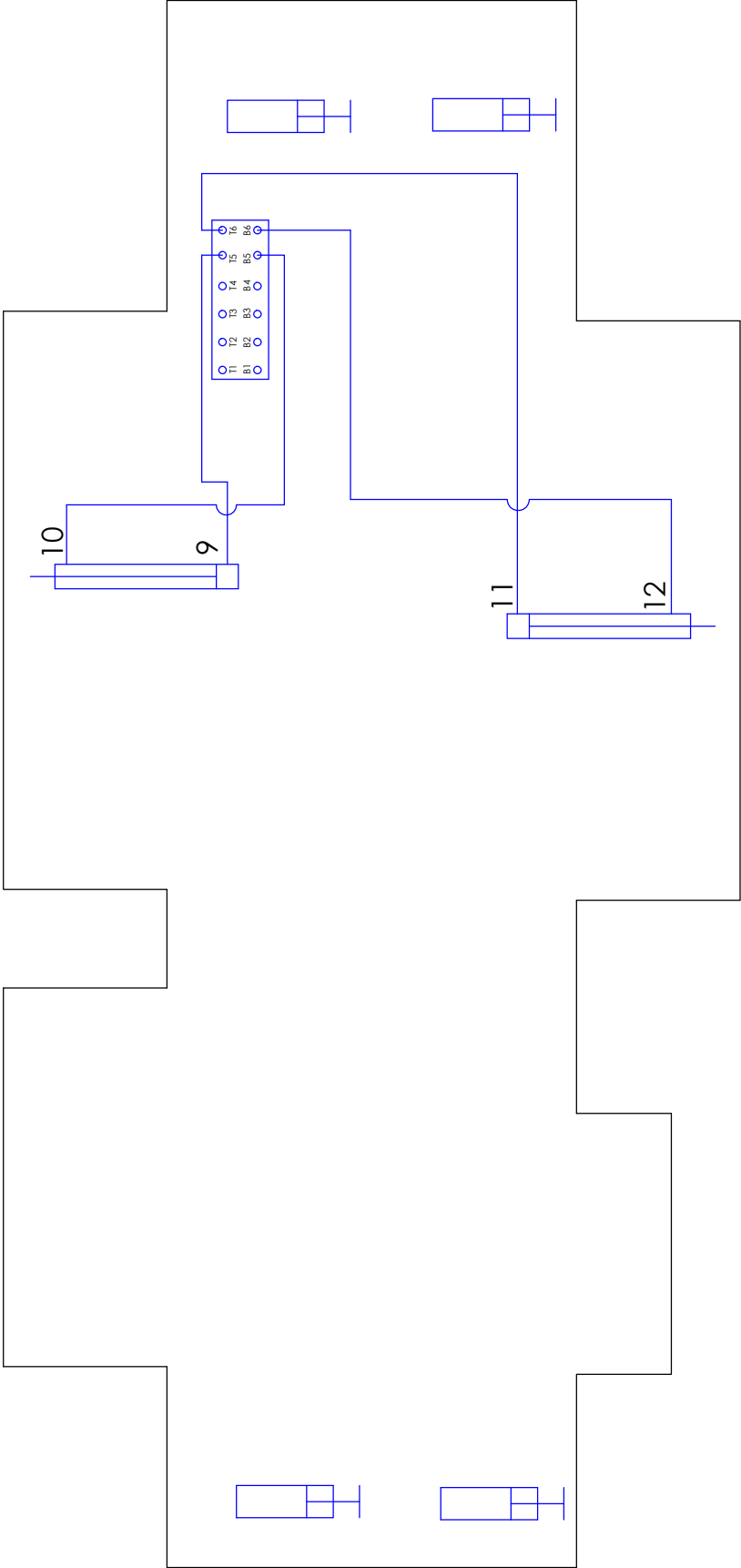
A

REV.	REVISIONS		DATE:	BY:	<div>EQUALIZER</div> <div>SYSTEMS</div> <div><small>© 2000 - LAMAR</small></div>			TITLE: HOSE KIT			USED ON: FOREST RIVER DIESEL BERKSHIRE XLT 45A		
					SIZE: A	SCALE: 1:4	MATERIAL:						
					DRAWN BY: GSG		DATE: 3/29/2021	PART NAME: HOSE KIT-8113F-FRD					
					APPD BY:		DATE:	PAGE: 1	OF 3	DWG NO: 70336		REV:	
					THE INFORMATION CONTAINED IN THIS DRAWING IS THE SOLE PROPERTY OF LAMAR. IT IS TO BE USED FOR THE REPRODUCTION IN PART OR AS A WHOLE WITHOUT THE WRITTEN PERMISSION OF LAMAR. REPRODUCTION, REVISION OR PROHIBITED.								

Driver's Side



Driver's Side



Passenger Side

TITLE: HOSE KIT		USED ON: FOREST RIVER DIESEL BERKSHIRE XLT 45A	
SIZE: A	SCALE: 1:4	MATERIAL:	
DRAWN BY: GSG	DATE: 3/29/2021	PART NAME: HOSE KIT-8113F-FRD	
APPD BY:	DATE:	PAGE: 3 OF 3	REV: 70336

THE INFORMATION CONTAINED IN THIS DRAWING IS THE PROPERTY OF DAYS CORPORATION. EXHIBIT IN ANY REPRODUCTION IN PART OR AS A WHOLE WITHOUT THE WRITTEN PERMISSION OF DAYS CORPORATION, EXHIBIT IN IS PROHIBITED.

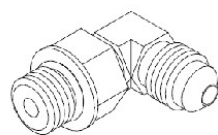
2

1

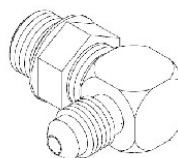
B

B

ITEM	PART #	DESCRIPTION	QUANTITY	COLOR CODE	LOCATION
1	2459	HOSE, 4'	1	BROWN	PUMP PORT T1 TO TOP OF DS FRONT JACK
2	2459	HOSE, 4'	1	BROWN STRIPE	PUMP PORT B1 TO BOTTOM OF DS FRONT JACK
3	2465	HOSE, 10'	1	WHITE	PUMP PORT T2 TO TOP OF PS FRONT JACK
4	2465	HOSE 10'	1	WHITE STRIPE	PUMP PORT B2 TO BOTTOM OF PS FRONT JACK
5	2482	HOSE, 32'	1	YELLOW	PUMP PORT T4 TO TOP OF PS REAR JACK
6	2465	HOSE, 10'	1	YELLOW STRIPE/ORANGE STRIPE	BOTTOM OF PS REAR JACK TO BOTTOM OF DS REAR JACK
7	2535	HOSE, 28'	1	ORANGE	PUMP PORT T3 TO TOP OF DS REAR JACK
8	2527	HOSE, 30'	1	ORANGE STRIPE	PUMP PORT B3 TO BOTTOM OF DS REAR JACK
9	2471	HOSE, 16'	1	GREEN	PUMP PORT T5 TO DIVIDER BLOCK ON ROOM 1 SYNC CYL
10	2471	HOSE, 16'	1	GREEN STRIPE	PUMP PORT B5 TO REAR OF ROOM 1 SYNC CYL
11	2469	HOSE, 14'	2	GREEN (2 STICKERS)	ROOM 1 SYNC CYL DIVIDER BLOCK TO REAR OF SLIDE CYLINDERS
12	2469	HOSE, 14'	2	GREEN STRIPE (2 STICKERS)	ROOM 1 SYNC CYL TO FRONT OF SLIDE CYLINDERS
13	2471	HOSE, 16'	1	PURPLE	PUMP PORT T6 TO DIVIDER BLOCK ON ROOM 3 SYNC CYL
14	2471	HOSE, 16'	1	PURPLE STRIPE	PUMP PORT B6 TO REAR OF ROOM 3 SYNC CYL
15	2471	HOSE, 16'	2	PURPLE (2 STICKERS)	ROOM 3 SYNC CYL DIVIDER BLOCK TO REAR OF SLIDE CYLINDERS
16	2471	HOSE, 16'	2	PURPLE STRIPE (2 STICKERS)	ROOM 3 SYNC CYL TO FRONT OF SLIDE CYLINDERS



1124




2118

A

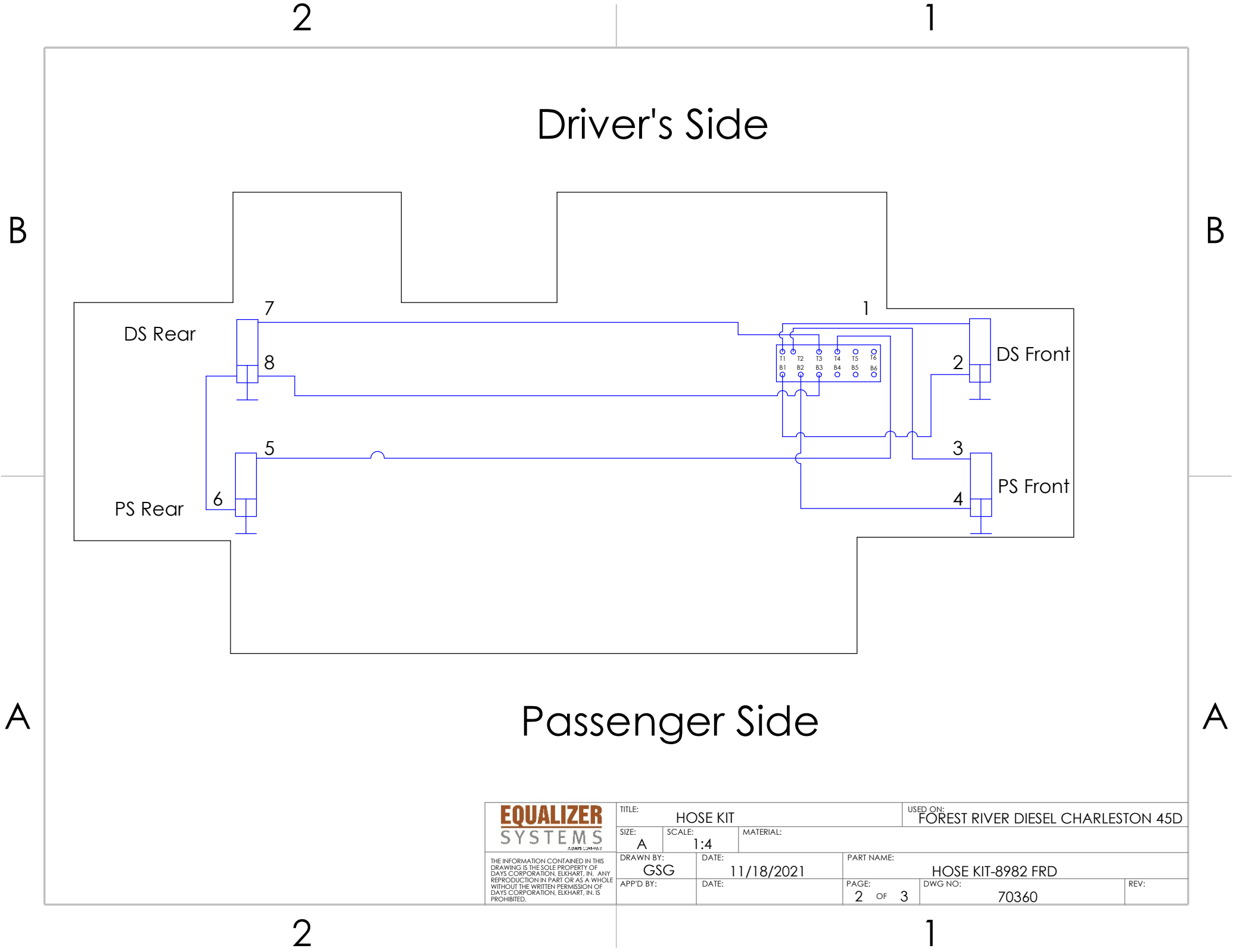
A

17	1124	FITTING - #4 JIC X #4 OR MALE 90	5		2 ON DS FRONT BOTTOM. 1 ON THE BOTTOM OF EVERY OTHER JACK
18	2118	FITTING- RESTRICTOR #6 OR X #4 JIC 90	4		TOP OF EACH JACK

REV.	REVISIONS	DATE:	BY:		TITLE: HOSE KIT		USED ON: FOREST RIVER DIESEL CHARLESTON 45D	
					SIZE: A	SCALE: 1:4	MATERIAL:	
				DRAWN BY: GSG	DATE: 11/18/2021	PART NAME: HOSE KIT-8982 FRD		
				APP'D BY:	DATE:	PAGE: 1 OF 3	DWG NO: 70360	REV:

2

1



<b>EQUALIZER</b> SYSTEMS <small>ALWAYS CORRECT</small>	TITLE: HOSE KIT			USED ON: FOREST RIVER DIESEL CHARLESTON 45D		
	SIZE: A	SCALE: 1:4	MATERIAL:			
THE INFORMATION CONTAINED IN THIS DRAWING IS THE SOLE PROPERTY OF DAYS CORPORATION, ELKHART, IN. ANY REPRODUCTION IN PART OR AS A WHOLE WITHOUT THE WRITTEN PERMISSION OF DAYS CORPORATION, ELKHART, IN. IS PROHIBITED.	DRAWN BY: GSG		DATE: 11/18/2021		PART NAME: HOSE KIT-8982 FRD	
	APP'D BY:		DATE:		PAGE: 2 OF 3	REV:
					DWG NO: 70360	

2

1

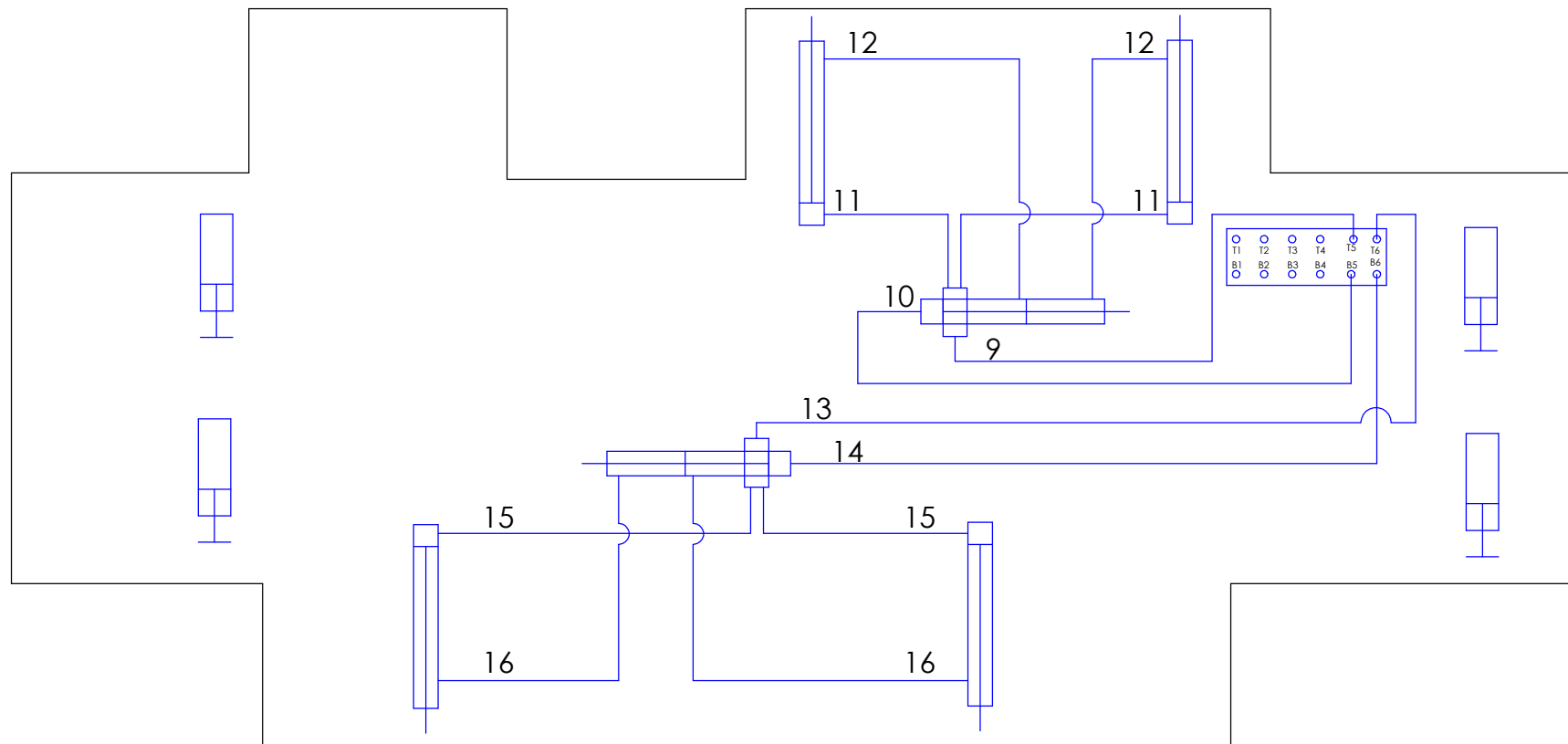
# Driver's Side

Room 2

Room 1

B

B



Room 3

# Passenger Side

A

A

2

1

<b>EQUALIZER</b> <b>SYSTEMS</b> <small>5 DAYS WARRANTY</small>		TITLE: HOSE KIT		USED ON: FOREST RIVER DIESEL CHARLESTON 45D	
		SIZE: A	SCALE: 1:4	MATERIAL:	
<small>THE INFORMATION CONTAINED IN THIS DRAWING IS THE SOLE PROPERTY OF DAYS CORPORATION, ELKHART, IN. ANY REPRODUCTION IN PART OR AS A WHOLE WITHOUT THE WRITTEN PERMISSION OF DAYS CORPORATION, ELKHART, IN, IS PROHIBITED.</small>		DRAWN BY: GSG		DATE: 11/18/2021	
		APP'D BY:		DATE:	
		PART NAME: HOSE KIT-8982 FRD		PAGE: 3 OF 3	
				DWG NO: 70360	