

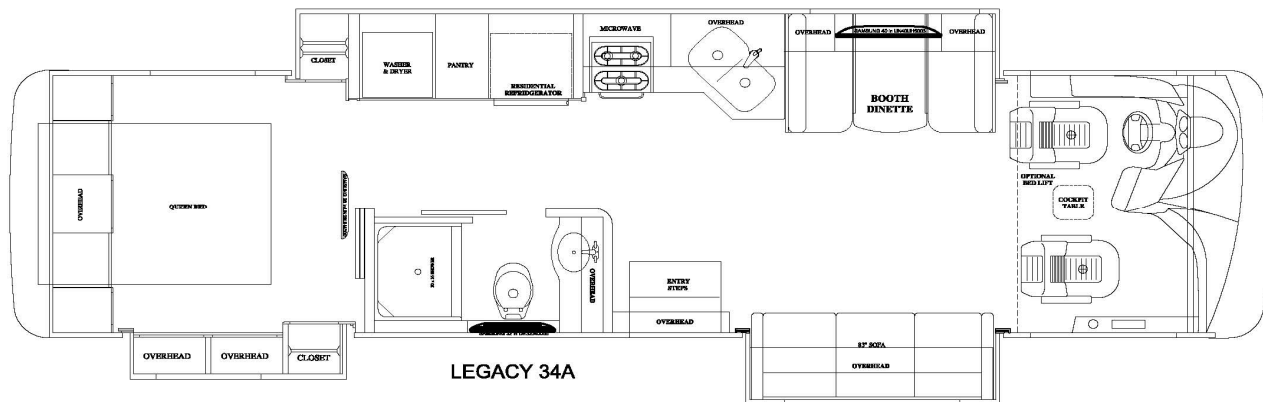


EQ SMART-LEVEL
FOREST RIVER DIESEL
MODELS AND PARTS
VOLUME II

TABLE OF CONTENTS-VOLUME II

2020 Legacy		2-3
2020 Berkshire		4-15
2021 Berkshire		16-25
2021 Charleston		26
Jack Drawings	(7134, 7214)	27-30
Slide Drawings	(1925 Bracket Change, 7257, 7258, 7258A, 7293, 7293A, 7343, 7343B, 7369, 7455, 7570, 7602, 7607, 7662, 7708, 7783, 7795, 7796, 7889, 7900, 7903, 7926, 7993, 7993A, 7997, 70005, 70006, 70015, 70016, 70040, 70041, 70042, 70043, 70058, 70058A, 70062, 70090, 70151, 70158, 70236, 70279)	31-162
Pump Drawings	(1716/1745 Valve Change, 7330, 7380, 7604, 7604A, 7611, 7611KS, 7666, 7667, 7668, 7731, 7731KS, 7744, 7801, 7931)	163-205

**Forest River Diesel
2020 Legacy
34A**



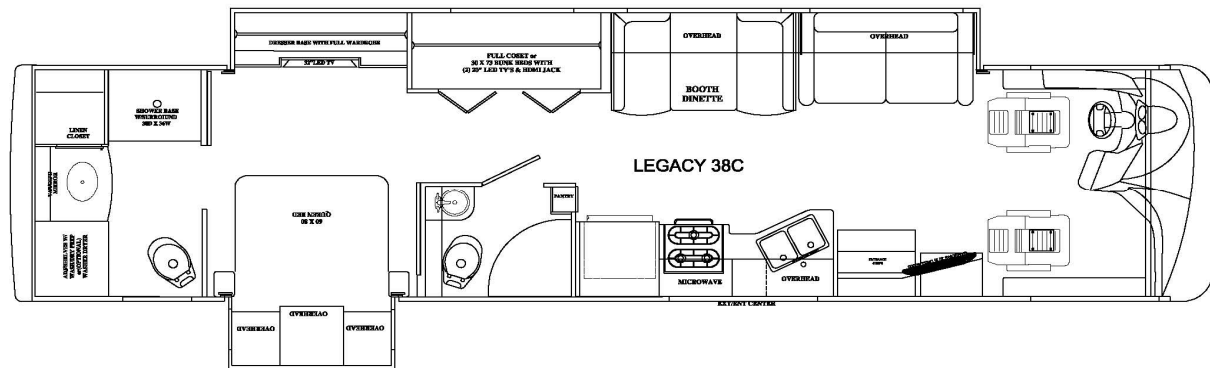
Notes:

1) Complete hose kit number is 70067

[illegible]

Revisions

**Forest River Diesel
2020 Legacy
38C**

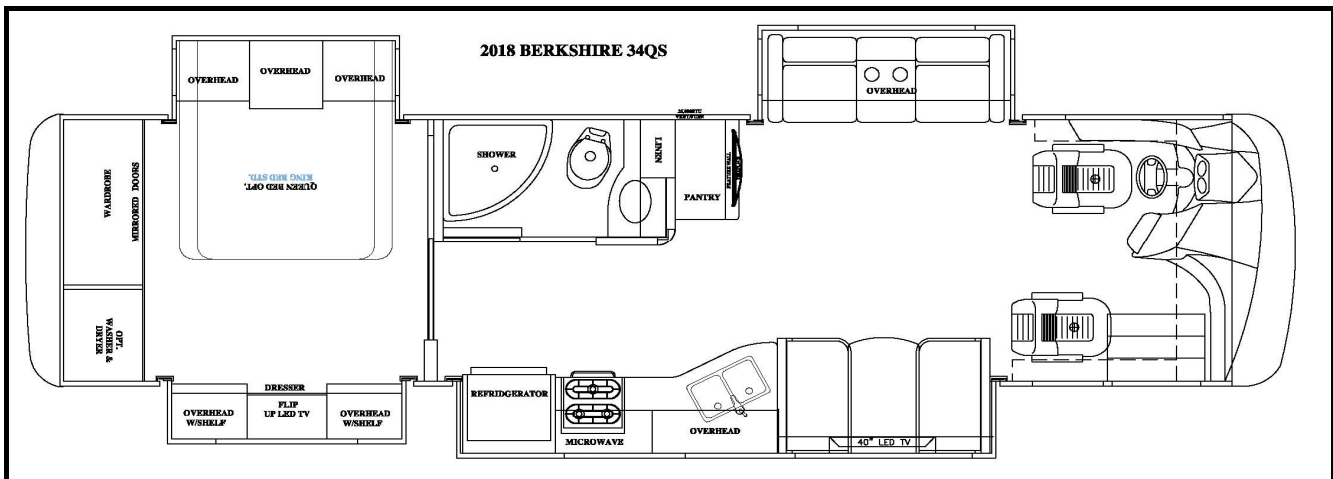
**Notes:**

1) Complete hose kit number is 70034

[illegible]

Revisions

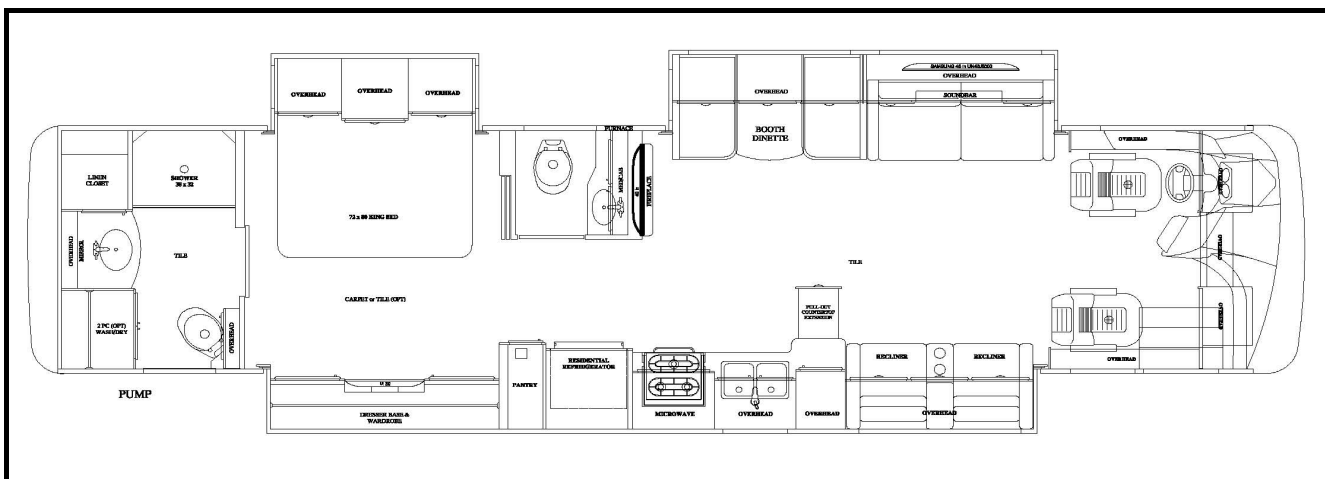
**Forest River Diesel
2020 Berkshire
34QS**

**Notes:**

1) Complete hose kit number is 70063

[illegible]

**Forest River Diesel
2020 Berkshire
39A**

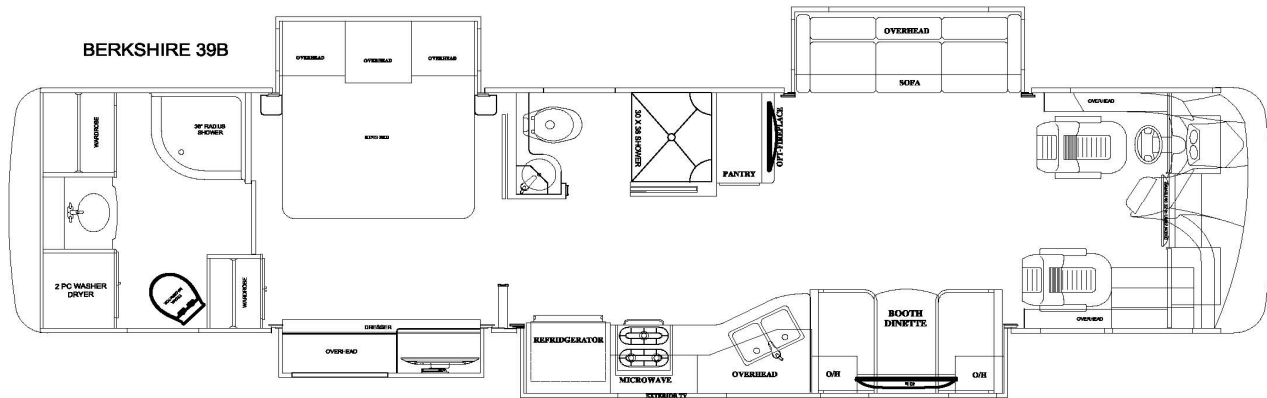


Notes:

1) Complete hose kit number is 70044

[illegible]

**Forest River Diesel
2020 Berkshire
39B**

**Notes:**

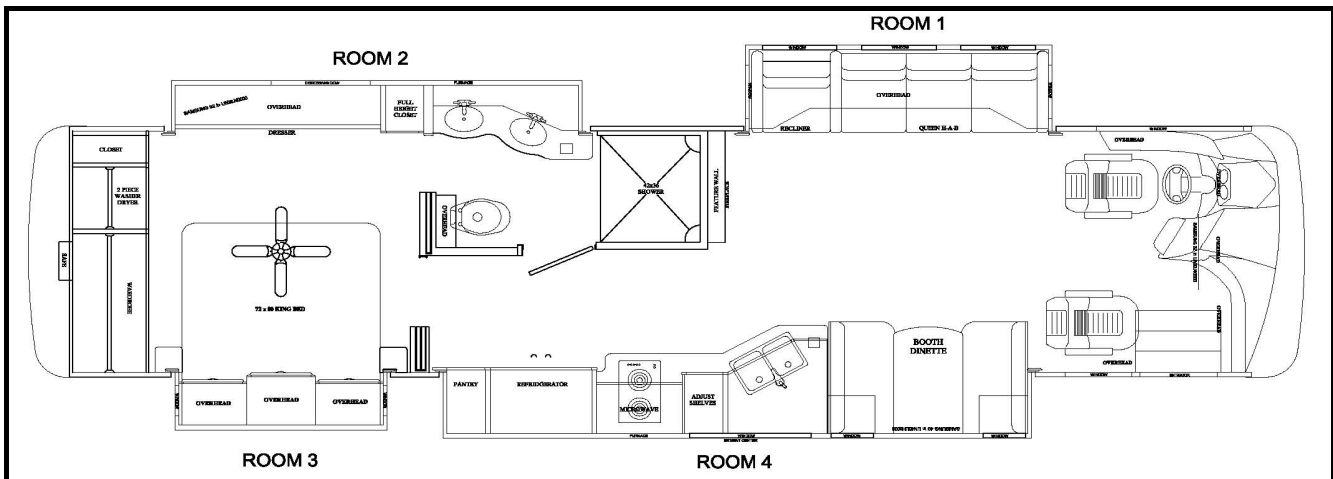
1) Complete hose kit number is 70159

[illegible]

Revisions

[illegible]

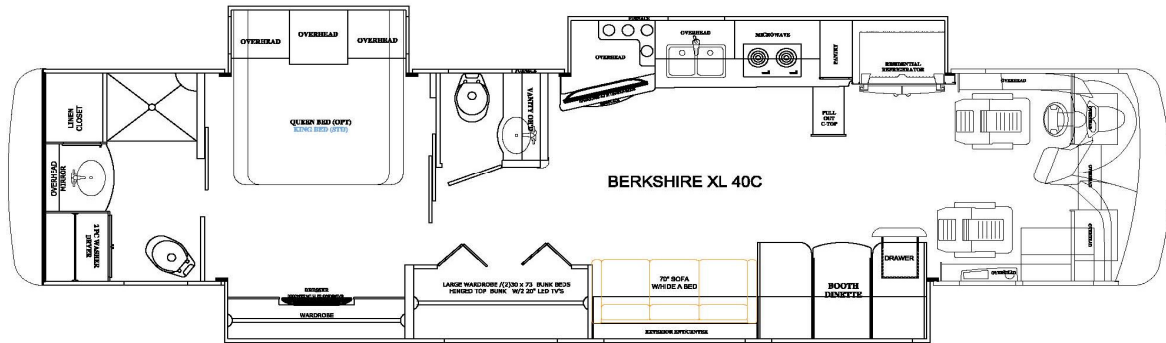
**Forest River Diesel
2020 Berkshire XL
37A**

**Notes:**

1) Complete hose kit number is 70088

[illegible]

**Forest River Diesel
2020 Berkshire XL
40C**

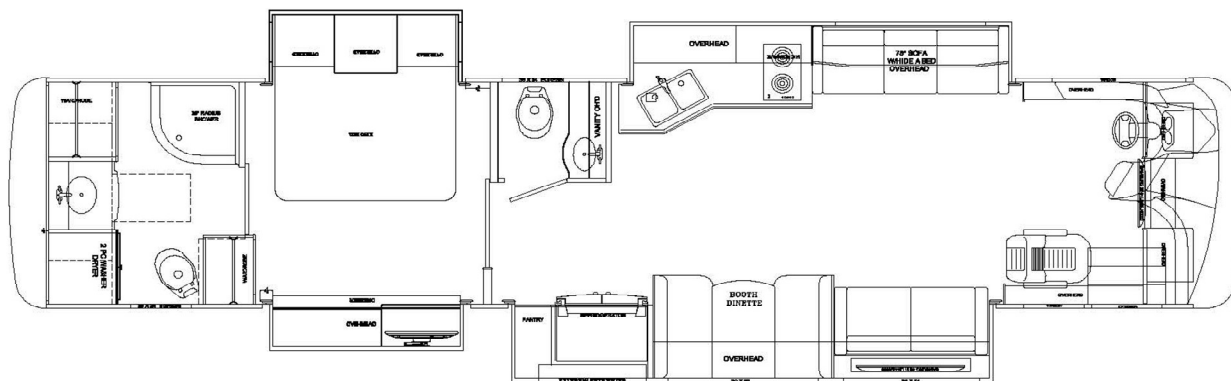
**Notes:**

1) Complete hose kit number is 70044

[illegible]

Revisions

**Forest River Diesel
2020 Berkshire XL
40D**



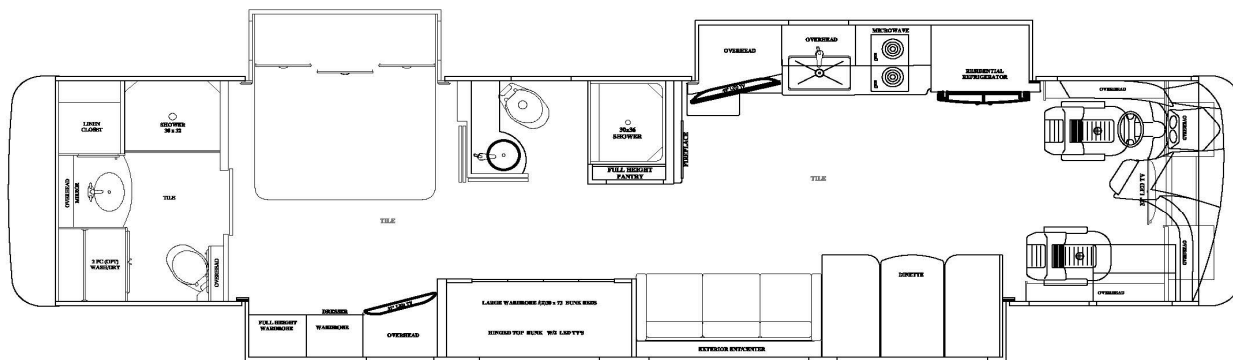
Notes:

1) Complete hose kit number is 7423

[illegible]

Revisions

**Forest River Diesel
2020 Berkshire XL
40E**



BERKSHIRE XL 40E

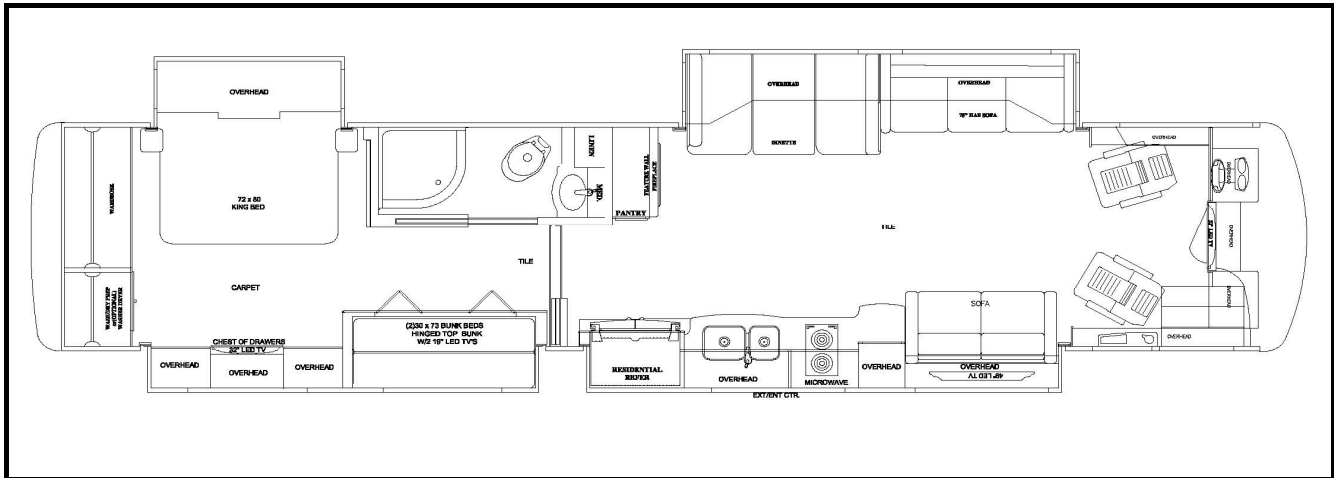
Notes:

1) Complete hose kit number is 70044

[illegible]

Revisions

**Forest River Diesel
2020 Berkshire XLT
43B**



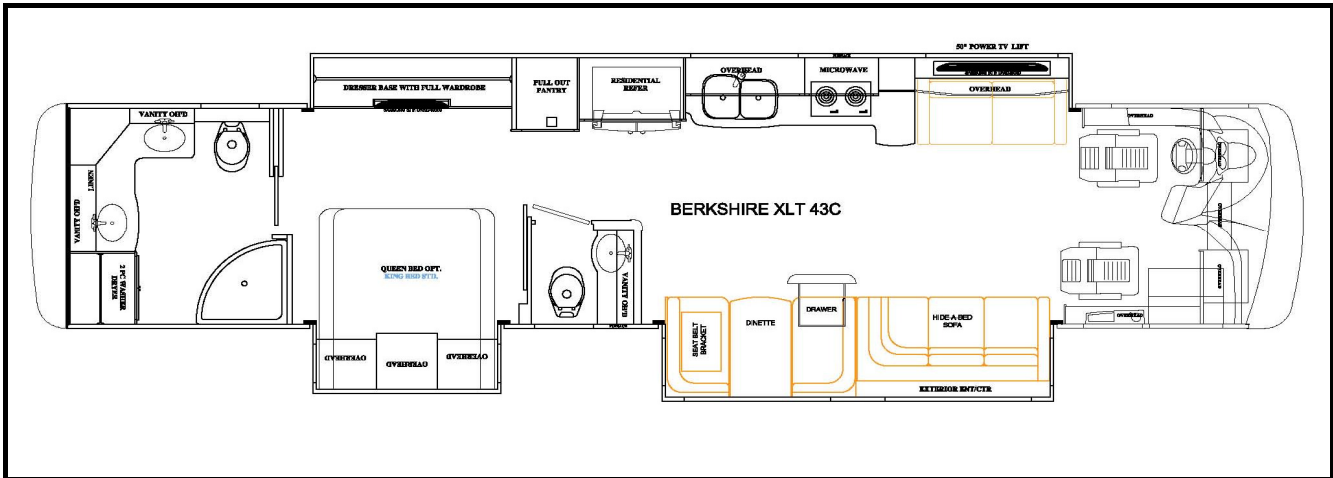
Notes:

1) Complete hose kit number is 70017

Item, Length	Description / Location	Qty	Color	Part Number
Kit	(Items listed below)	1		8235C & 8235D
Pump	6-Function, 2 rooms, Jacks	1		7731KS
Jacks(Front)	12,000 lbs, 16" Stroke	2		7214
Jacks(Rear)	17,500 lbs, 18" Stroke	2		7134
Control Panel	Located to the left of the drivers seat	1		2730SBT
Main Harness	Connects pump and Control Panel	1		6168-20
Flow Dividers	Mounting between frame rails for Slide 4	1		7495FR
Hose, 4'	Pump to Jack, DS Front Top	1	Brown	2459
Hose, 4'	Pump to Jack, DS Front Bottom	1	Brown Stripe	2459
Hose, 8'	Pump to Jack, PS Front Top	1	White	2463
Hose, 8'	Pump to Jack, PS Front Bottom	1	White Stripe	2463
Hose, 32'	Pump to Jack, PS Rear Top	1	Yellow	2482
Hose, 10'	DS Rear Bottom, PS Rear Bottom	1	Yel Strp/Ora. Strp	2465
Hose, 30'	Pump to Jack, DS Rear Top	1	Orange	2527
Hose, 30'	Pump to Jack, DS Rear Bottom	1	Orange Stripe	2527
Slide Room 1	32" Flush Floor(EQ)	1		70042
Hose, 18'	Pump to Room 1	2	Green	2473
Slide Room 2	Equalizer Electric	1		70006
Slide Room 3	Lippert Electric	1		
Slide Room 4	18" Above Floor(EQ)	1		70090
Hose, 18'	Pump to Flow Divider	2	Purple	2473
Hose, 12'	Flow Divider to Front Slide Cylinder	2	Purple	2467
Hose, 12'	Flow Divider to Rear Slide Cylinder	2	Purple	2467

Revisions

**Forest River Diesel
2020 Berkshire XLT
43C**

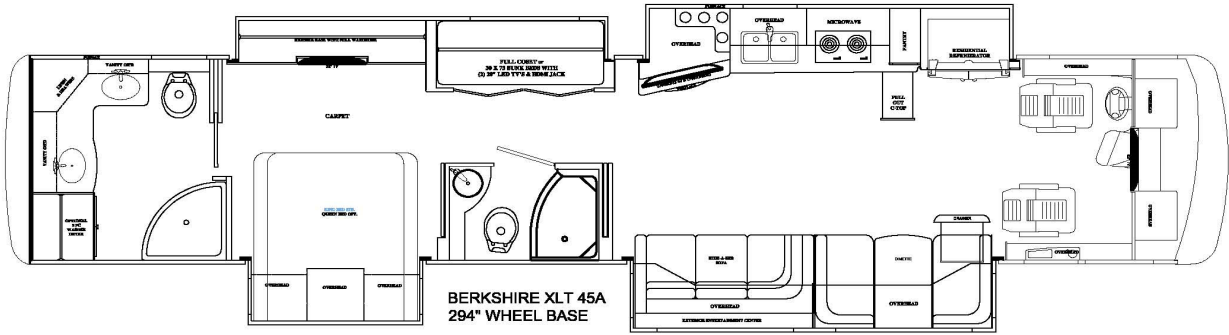
**Notes:**

1) Complete hose kit number is 70045

[illegible]

Revisions

**Forest River Diesel
2020 Berkshire XLT
45A**

**Notes:**

1) Complete hose kit number is 70059

[illegible]

Revisions

**Forest River Diesel
2020 Berkshire XLT
45B**

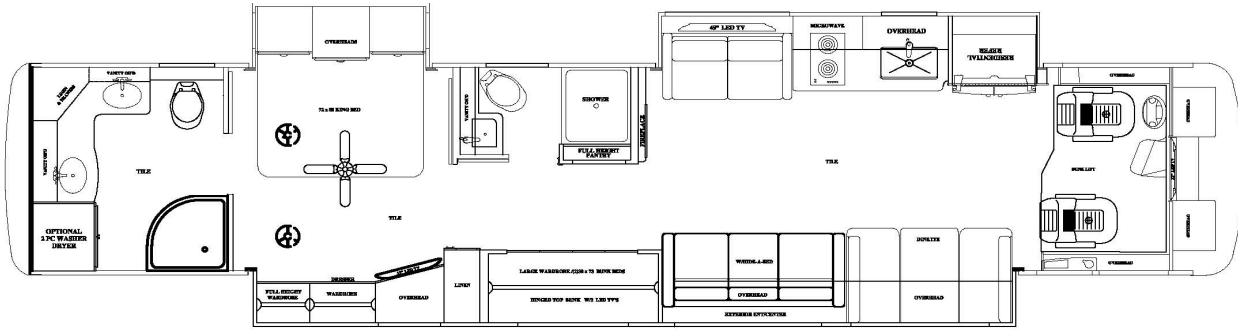
**Notes:**

1) Complete hose kit number is 70059

[illegible]

Revisions

**Forest River Diesel
2020 Berkshire XLT
45CA**



BERKSHIRE XLT 45CA

Notes:

1) Complete hose kit number is 70235

Item, Length	Description / Location	Qty	Color	Part Number
Kit	(Items listed below)	1		8830C & 8830D
Pump	6-Function, 2 rooms, Jacks	1		7731KS
Jacks(Front)	12,000 lbs, 16" Stroke	2		7214
Jacks(Rear)	17,500 lbs, 18" Stroke	2		7134
Control Panel	Located to the left of the drivers seat	1		2730SBT
Main Harness	Connects pump and Control Panel	1		6168-20
Sync Cylinder	Mounted between frame rails for slide 3	1		7903
Hose, 4'	Pump to Jack, DS Front Top	1	Brown	2459
Hose, 4'	Pump to Jack, DS Front Bottom	1	Brown Stripe	2459
Hose, 8'	Pump to Jack, PS Front Top	1	White	2463
Hose, 8'	Pump to Jack, PS Front Bottom	1	White Stripe	2463
Hose, 34'	Pump to Jack, PS Rear Top	1	Yellow	2484
Hose, 10'	DS Rear Bottom, PS Rear Bottom	1	Yel Strp/Ora Strp	2465
Hose, 32'	Pump to Jack, DS Rear Top	1	Orange	2482
Hose, 32'	Pump to Jack, DS Rear Bottom	1	Orange Stripe	2482
Slide Room 1	24" Above Floor(EQ)	1		70236
Hose, 18'	Pump to Room 1	2	Green	2473
Slide Room 2	Equalizer Electric	1		70006
Slide Room 3	24" Above Floor(EQ)	1		70043
Hose, 24'	Pump to Sync Cyl	2	Purple	2478
Hose, 18'	Sync Cyl to Front Slide Cyl	2	Purple	2473
Hose, 18'	Sync Cyl to Rear Slide Cyl	2	Purple	2473

Revisions

ROOM-2 EQUALIZER 70006

ROOM-1 LIPPERT ELECTRIC

ROOM-3 EQUALIZER 70041
4-ARM SYNC

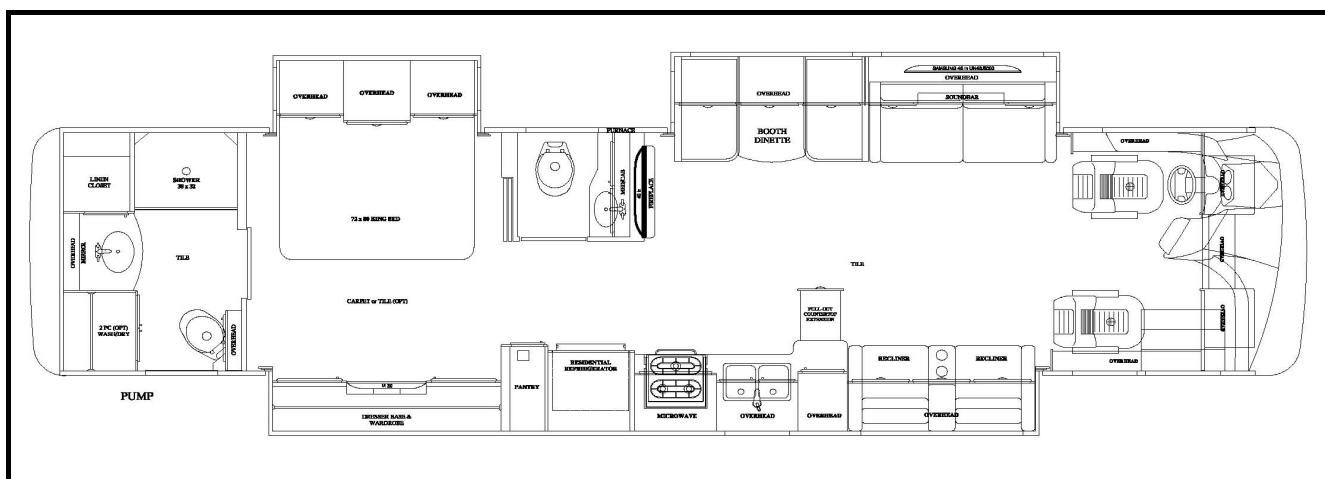
BERKSHIRE 34B

The floor plan shows a mobile home layout with three main rooms. Room 1 (top right) contains a sofa, overhead storage, and a kitchen area with a stove, sink, and refrigerator. Room 2 (top left) features a 12x18 sync bed, a vanity, and a bathroom. Room 3 (bottom) includes a 4-arm sync bed, a microwave, and a refrigerator. The plan also shows a central living area with a TV and a small kitchenette. Various storage areas and closets are indicated throughout the layout.

1) Complete hose kit number is 70265

[illegible]

**Forest River Diesel
2021 Berkshire
39A**

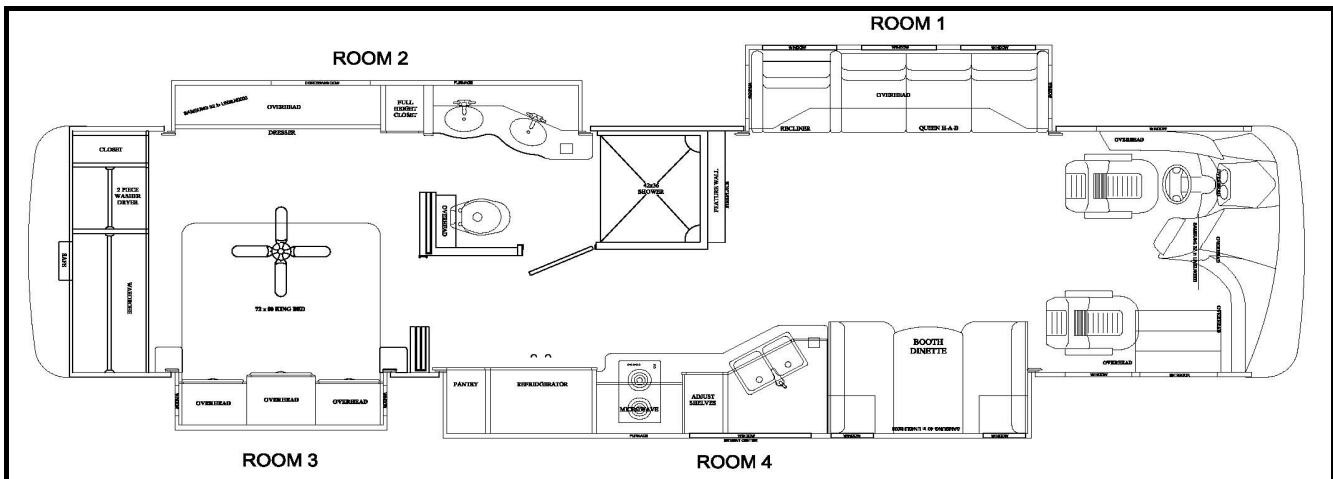


Notes:

1) Complete hose kit number is 70044

[illegible]

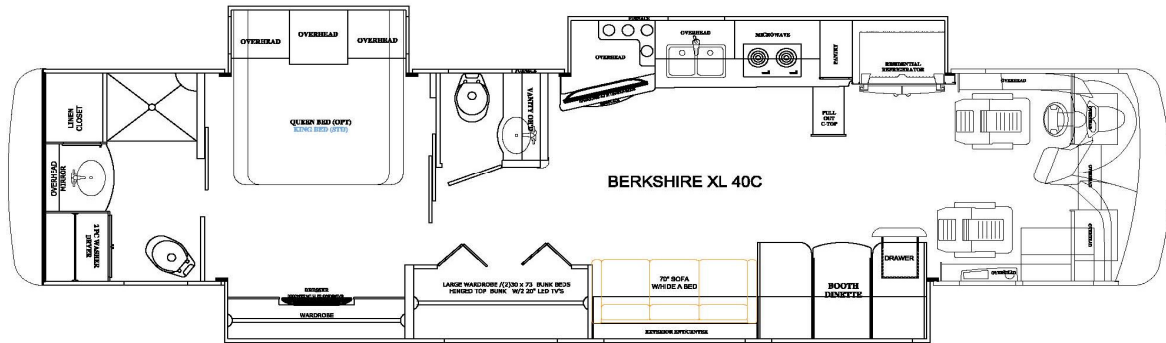
**Forest River Diesel
2021 Berkshire XL
37A**

**Notes:**

- | |
|---------------------------------------|
| 1) Complete hose kit number is 70088A |
| 2) Pump location changes for 2021 |

[illegible]

**Forest River Diesel
2021 Berkshire XL
40C**

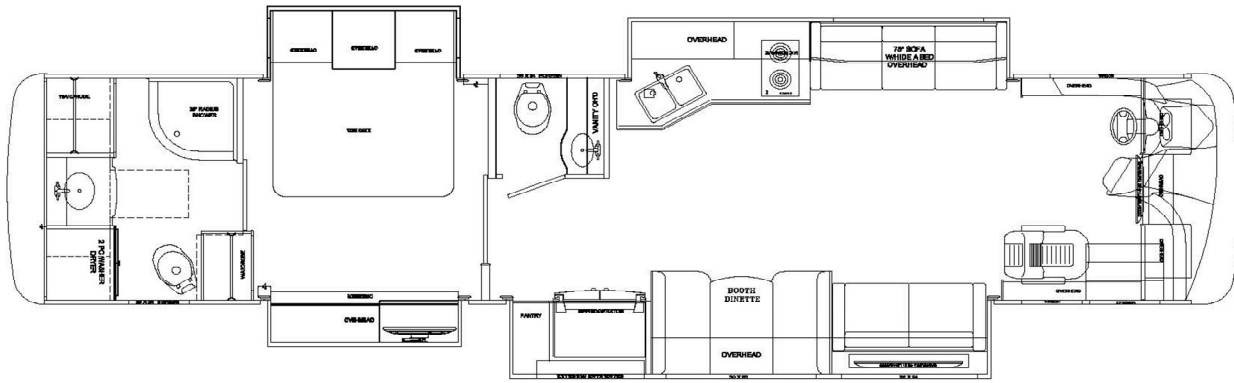
**Notes:**

- | |
|---------------------------------------|
| 1) Complete hose kit number is 70044A |
| 2) Pump location changes for 2021 |

[illegible]

Revisions

**Forest River Diesel
2021 Berkshire XL
40D**

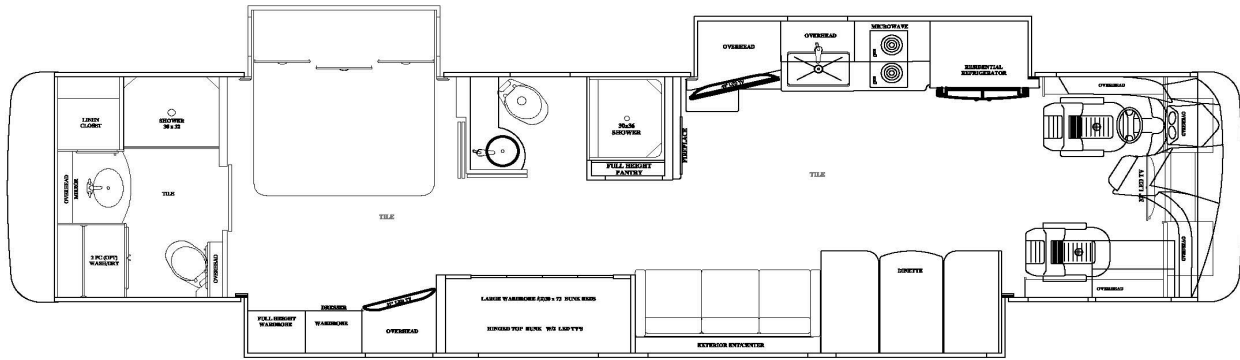
**Notes:**

- | |
|--------------------------------------|
| 1) Complete hose kit number is 7423A |
| 2) Pump location changes for 2021 |

[illegible]

Revisions

**Forest River Diesel
2021 Berkshire XL
40E**



BERKSHIRE XL 40E

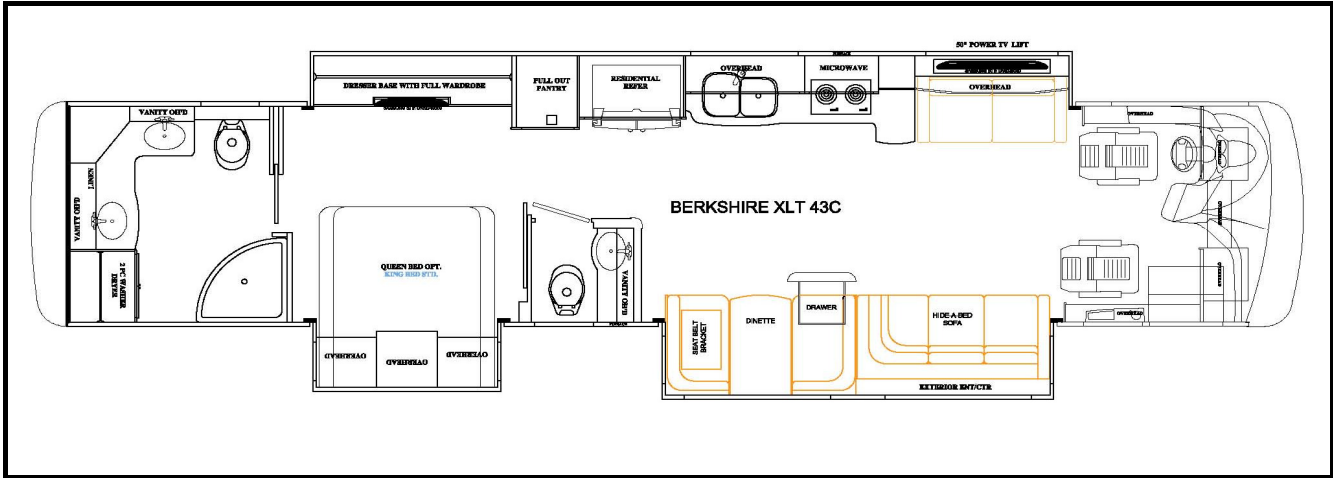
Notes:

- | |
|---------------------------------------|
| 1) Complete hose kit number is 70044A |
| 2) Pump location changes for 2021 |

[illegible]

Revisions

**Forest River Diesel
2021 Berkshire XLT
43C**

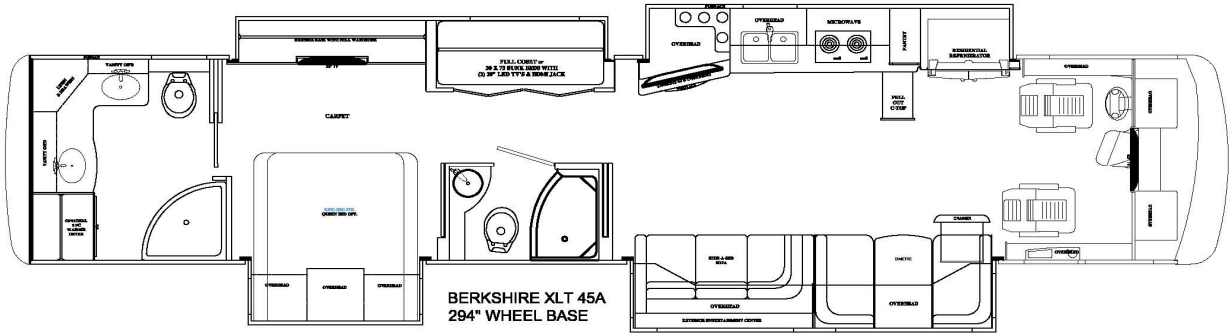
**Notes:**

1) Complete hose kit number is 70045

[illegible]

Revisions

**Forest River Diesel
2021 Berkshire XLT
45A**

**Notes:**

1) Complete hose kit number is 70059

[illegible]

Revisions

**Forest River Diesel
2021 Berkshire XLT
45B**

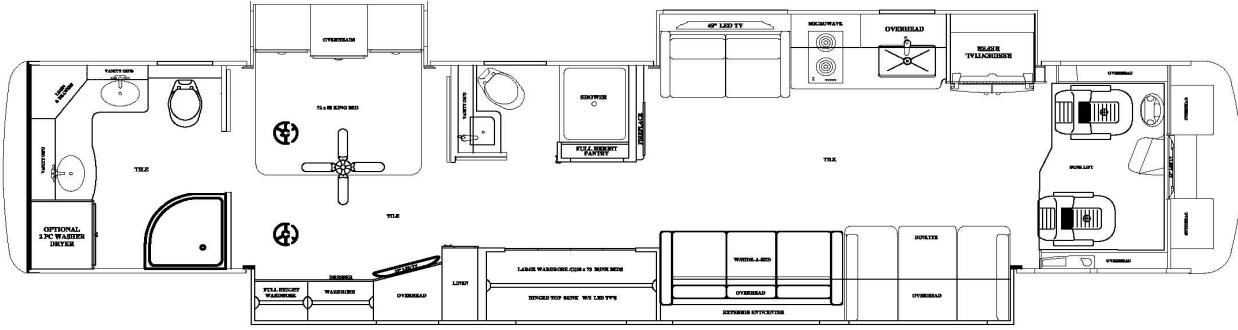
**Notes:**

1) Complete hose kit number is 70059

[illegible]

Revisions

**Forest River Diesel
2021 Berkshire XLT
45CA**



BERKSHIRE XLT 45CA

Notes:

1) Complete hose kit number is 70235

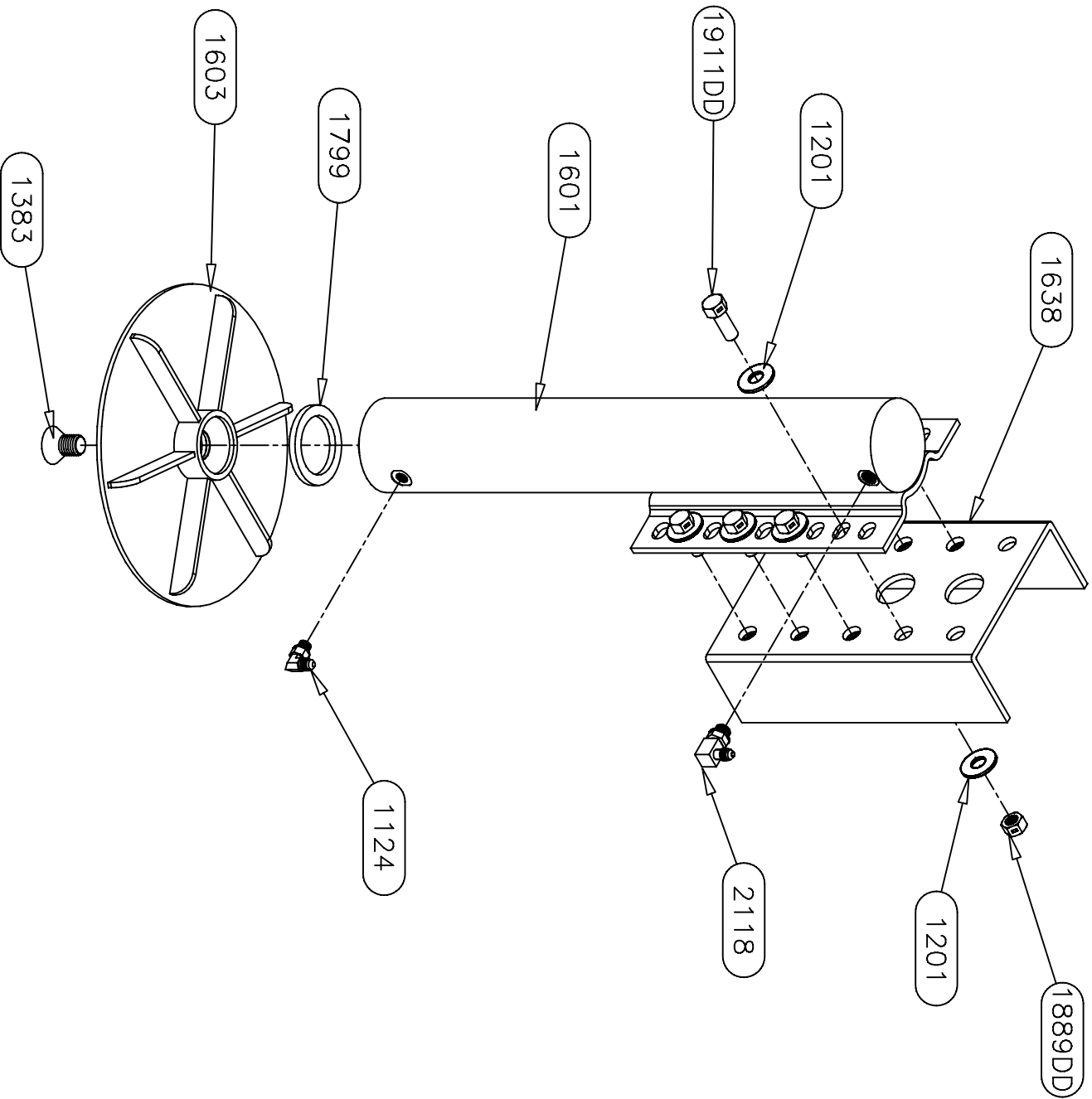
[illegible]

Revisions

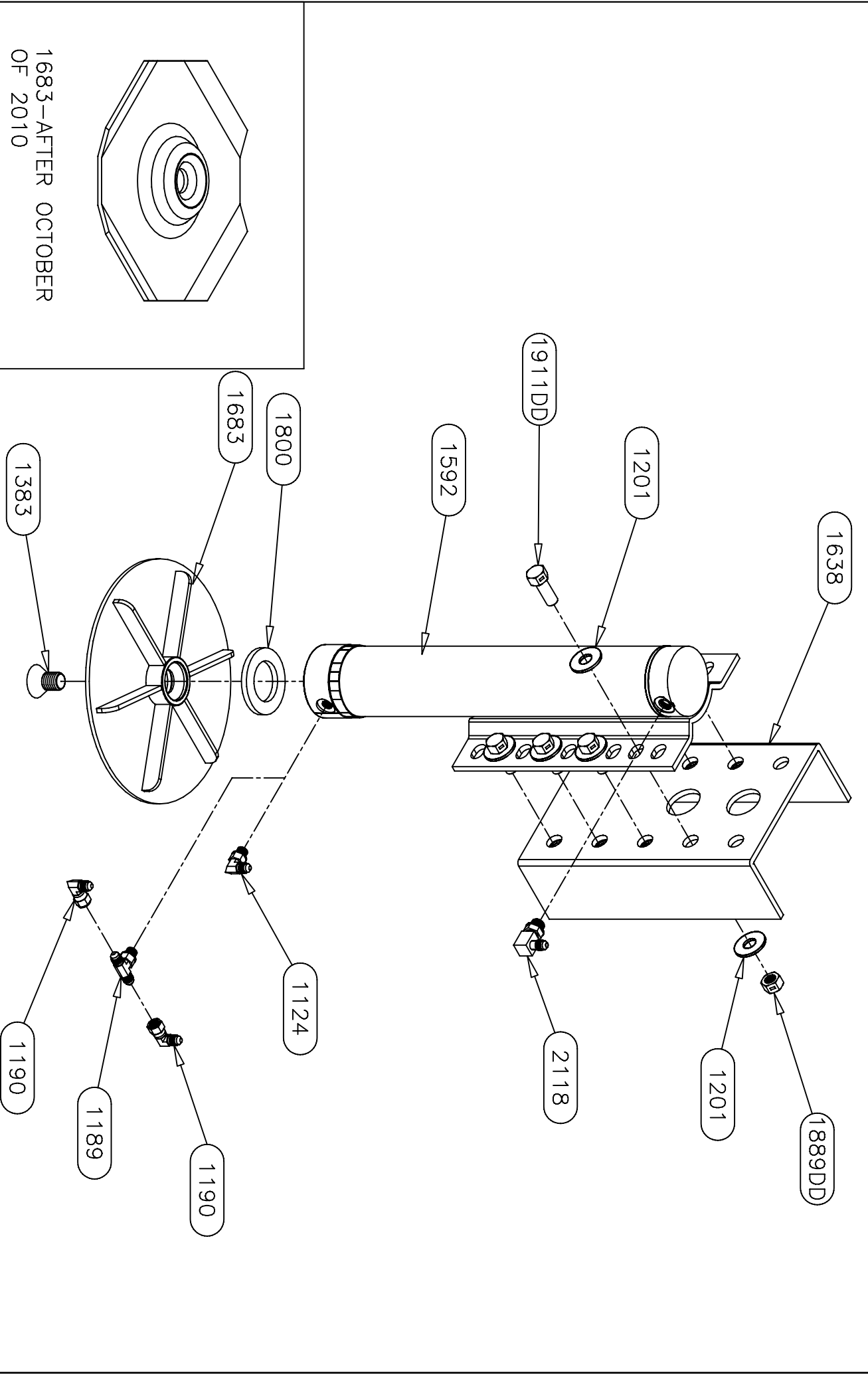
The floor plan for the Charleston 36A motorhome shows a layout with the following features:

- Front Section:** Includes a 'COFFEE & WATER CENTER' and a 'WATERLINE'.
- Living Area:** Features a 'TV & DVD CENTER' and a 'TV'.
- Kitchen Area:** Contains a 'REFRIGERATOR', 'MICROWAVE', and 'PANTY'.
- Bathroom:** Includes a 'TOILET' and 'SINK'.
- Overhead Storage:** Multiple 'OVERHEAD' storage compartments are located throughout the unit.
- Seating Area:** Includes a 'SOFA' and a 'TABLE'.
- Bedroom Area:** Features a 'BED' and a 'WARDROBE'.
- Other Features:** Includes a 'CLOSET', 'CUPBOARD', and 'CUPBOARD'.

Page 1 of 1 Charleston Model Year 2021 Chart.xls 4/16/2020



<i>Equalizer</i>		55169 COUNTY ROAD 3 ELKHART, IN 46515		#		REVISIONS		BY: DATE:		UNLESS OTHERWISE SPECIFIED: TOLERANCES: .XXX ± 0.010 .XX ± 0.010 .X ± 0.030 ANG. ± 1/2° REMOVE ALL BURRS AND SHARP EDGES .015 MAX		TITLE DP/SL 18 FIXED LEG ASSEMBLY		USED ON: FOREST RIVER	
NOTICE - This drawing, including principles of design, is the property of Days Corporation, Elkhart, Indiana, with the agreement that it is not to be reproduced, copied, or loaned in any manner that may constitute a detriment directly or indirectly to Days Corporation. Acceptance of this will be construed as an agreement of the above.												SIZE SCALE MATERIAL A 1:1 AS		NOTED	
												DRAW BY: DATE: SU 2/18/09		PART NAME: DP/SL 18 FIXED LEG ASSEMBLY	
												PAGE: 2 OF 2		DWG NO.: P7134	
														REV: -	



1683-AFTER OCTOBER
OF 2010

Equalizer

55169 COUNTY ROAD 3
ELKHART, IN 46515

#

ADDED NOTE ON NEW FOOT AND FITTINGS

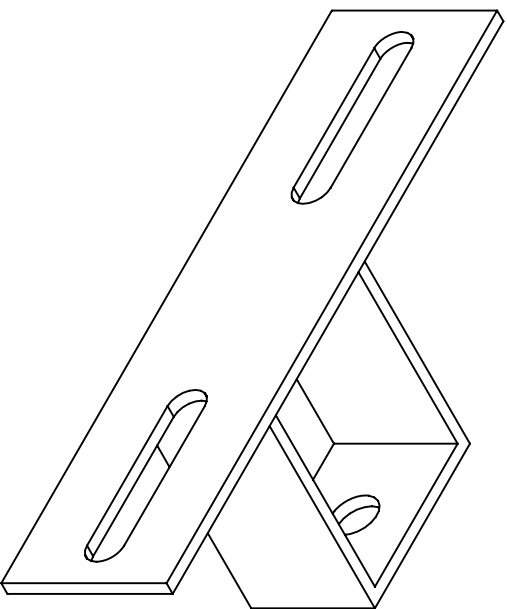
BY: SU DATE: 2/16/12

UNLESS OTHERWISE SPECIFIED:
TOLERANCES:
.XXX ± 0.010
.XX ± 0.010
.X ± 0.020
ANG. ± 1/2°
REMOVE ALL BURRS AND SHARP EDGES .015 MAX

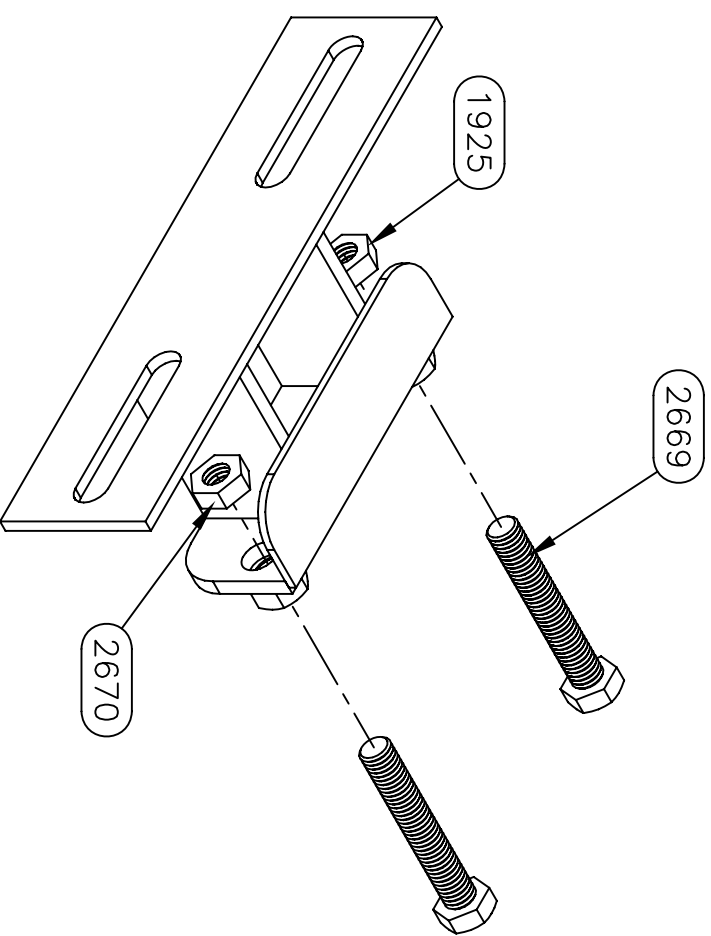
TITLE: MH 16 SL LEG ASSEMBLY
SIZE: 1:1
SCALE: A
MATERIAL: AS

USED ON: FOREST RIVER
PART NAME: MH 16 SL LEG ASSEMBLY
PAGE: 2 OF 2
DWG NO.: P7214
REV: A

NOTICE - This drawing, including principles of design, is the property of Days Corporation, Elkhart, Indiana, with the agreement that it is not to be reproduced, copied, or loaned in any manner that may constitute a detriment directly or indirectly to Days Corporation. Acceptance of this will be construed as an agreement of the above.



ORIGINAL 1925 BRACKET
USED ON ALL CENTER
CYLINDER SLIDES (EXCEPT
NORCO/EQUALIZER HYBRID)
THROUGH NOVEMBER 2010

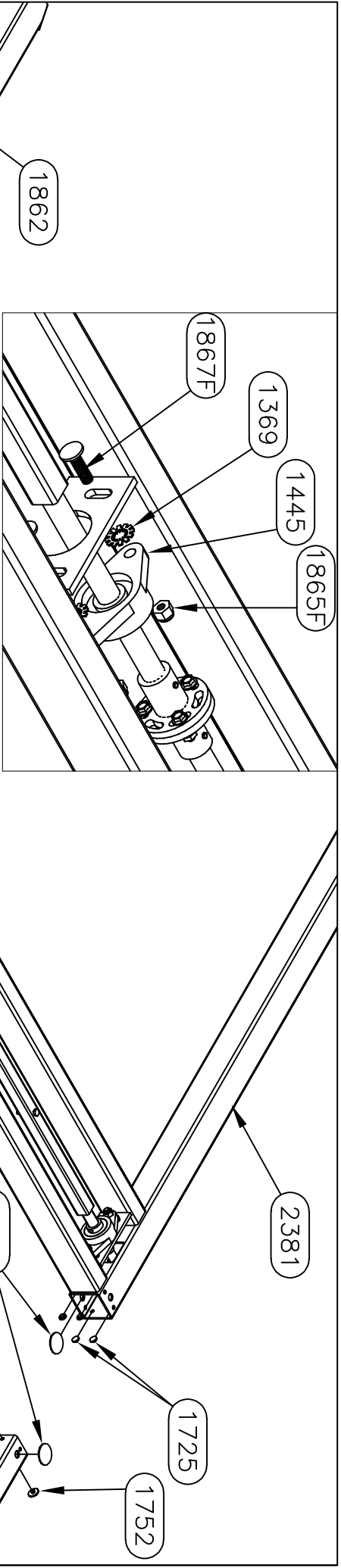


NEW STYLE 1925 BRACKET
USED ON ALL CENTER
CYLINDER SLIDES (EXCEPT
NORCO/EQUALIZER HYBRID)
STARTING IN NOVEMBER 2010
THIS REPLACES THE OLD ONE
AND REQUIRES (2) 2669
BOLTS, AND (2) 2670 NUTS,
THAT ARE USED AS STOPS
FOR THE SLIDE

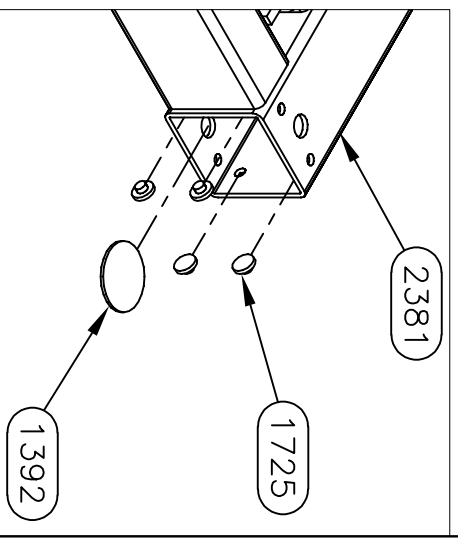
**Warranty authorization must come directly
from Equalizer Systems. (800) 846-9659.**

Equalizer	55169 COUNTRY ROAD 3 ELKHART, IN 46515	#	REVISIONS	BY:	DATE:	UNLESS OTHERWISE SPECIFIED:				TITLE	USED ON:
						TOLERANCES:				CYLINDER MOUNT BRACKET CHANGE	FOREST RIVER DIESEL
						.XXX ± 0.010				SIZE SCALE	
						.XX ± 0.010				A 1: 1	
						.X ± 0.030				DRW BY:	
						ANG. ± 1/2°				SU 11/17/10	DATE:
						REMOVE ALL BURRS AND SHARP EDGES .015 MAX				APPD BY	
										DATE:	
										PAGE: 1 OF 1	
										PART NAME:	
										BRACKET-CYLINDER MOUNT MAIN	
										DWG NO.:	
										REV:	

NOTICE - This drawing, including principles of design, is the property of Days Corporation, Elkhart, Indiana, with the agreement that it is not to be reproduced, copied, or loaned in any manner that may constitute a detriment directly or indirectly to Days Corporation. Acceptance of this will be construed as an agreement of the above.



SEE SHEET FOUR FOR
SHAFT PARTS NUMBERS



Equalizer

55169 COUNTY ROAD 3
ELKHART, IN 46515

#

A

REVISIONS

Updated shaft and tube numbers.

BY:

SU

DATE:

7/22/19

UNLESS OTHERWISE
SPECIFIED:
TOLERANCES:
.XXX ± 0.010
.XX ± 0.030
.X ± 1/2"
REMOVE ALL BURRS AND
SHARP EDGES .015 MAX

TITLE

MAIN SLIDE ASSEMBLY

SIZE SCALE

1:1

MATERIAL

DATE:

3/13/09

APPROVED BY:

DATE:

PART NAME:

MAIN

SLIDE-20"

PAGE:

2 OF 4

DWG NO.:

P7257

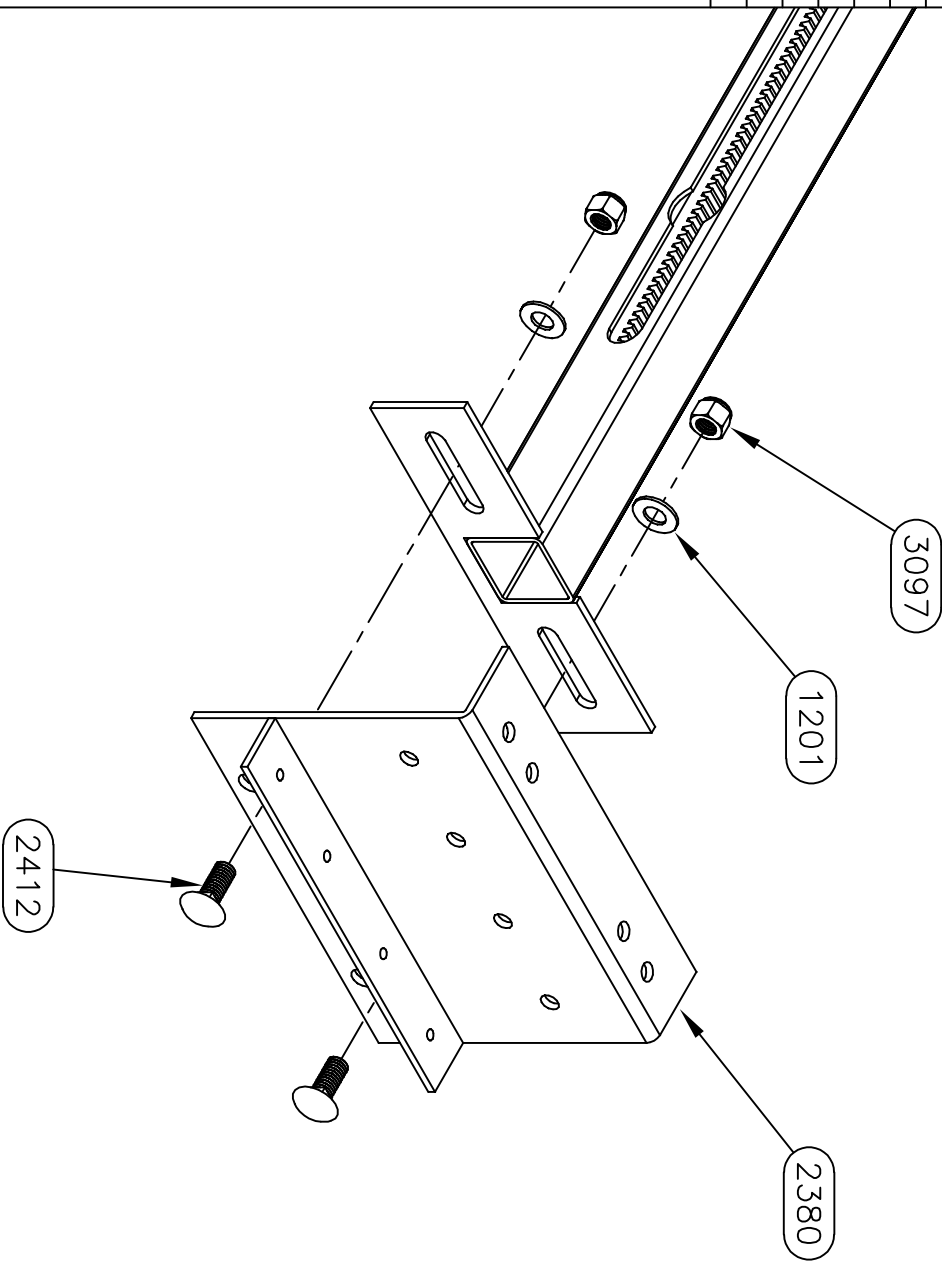
REV:

A

NOTICE - This drawing, including principles of design, is the property of Days Corporation, Elkhart, Indiana, with the agreement that it is not to be reproduced, copied, or loaned in any manner that may constitute a detriment directly or indirectly to Days Corporation. Acceptance of this will be construed as an agreement of the above.

7257HD PARTS LIST

PART #	DESCRIPTION	QUAN
1201	WASHER-1/2 SAE FLAT ZINC	4
2380	PLATE-ROOM MOUNT PLATE-FR KITCHEN	2
2412	BOLT-1/2-13 X 1 1/4 G5 ZINC CARRIAGE	4
3097	NUT-1/2-13 NYLOCK	4



Equalizer

55169 COUNTRY ROAD 3
ELKHART, IN 46515

A

REVISIONS
Updated shaft and tube numbers.

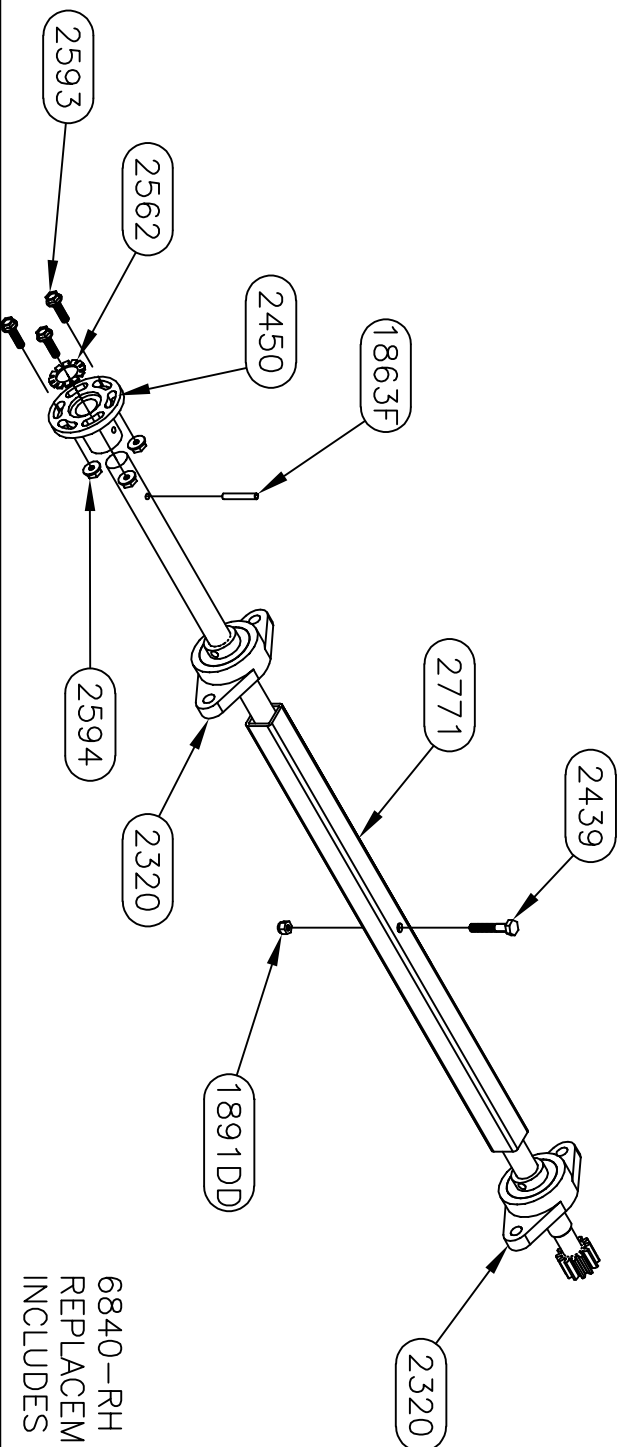
BY: SU
DATE: 7/22/19

UNLESS OTHERWISE SPECIFIED:
TOLERANCES:
.XXX ± 0.010
.XX ± 0.030
.X ± 1/2"

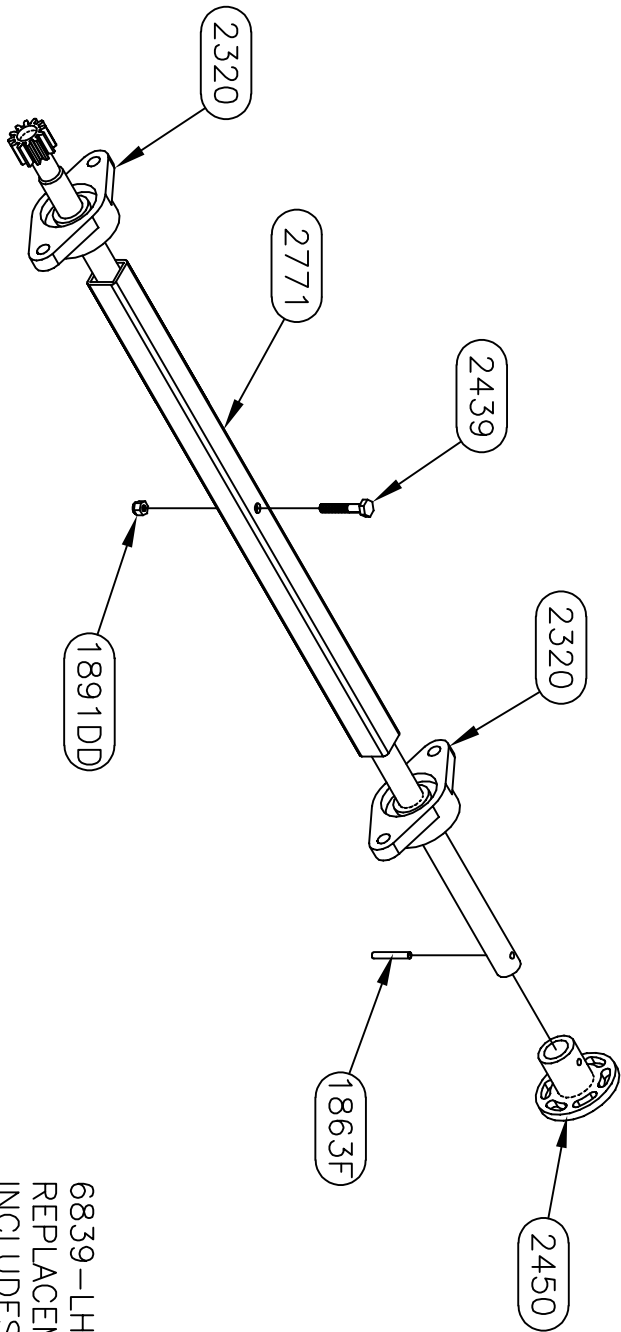
REMOVE ALL BURRS AND SHARP EDGES .015 MAX

TITLE
MAIN SLIDE ASSEMBLY
SIZE SCALE MATERIAL
A 1:1
DATE: 3/13/09
PART NAME: SLIDE-20"
PAGE: 3 OF 4
DWG NO.: P7257
REV: A

NOTICE - This drawing, including principles of design, is the property of Doy's Corporation, Elkhart, Indiana, with the agreement that it is not to be reproduced, copied, or loaned in any manner that may constitute a detriment directly or indirectly to Doy's Corporation. Acceptance of this will be construed as an agreement of the above.



6840-RH ASSEMBLY (7257)
REPLACEMENT SHAFT ASSEMBLY
INCLUDES ALL PARTS SHOWN

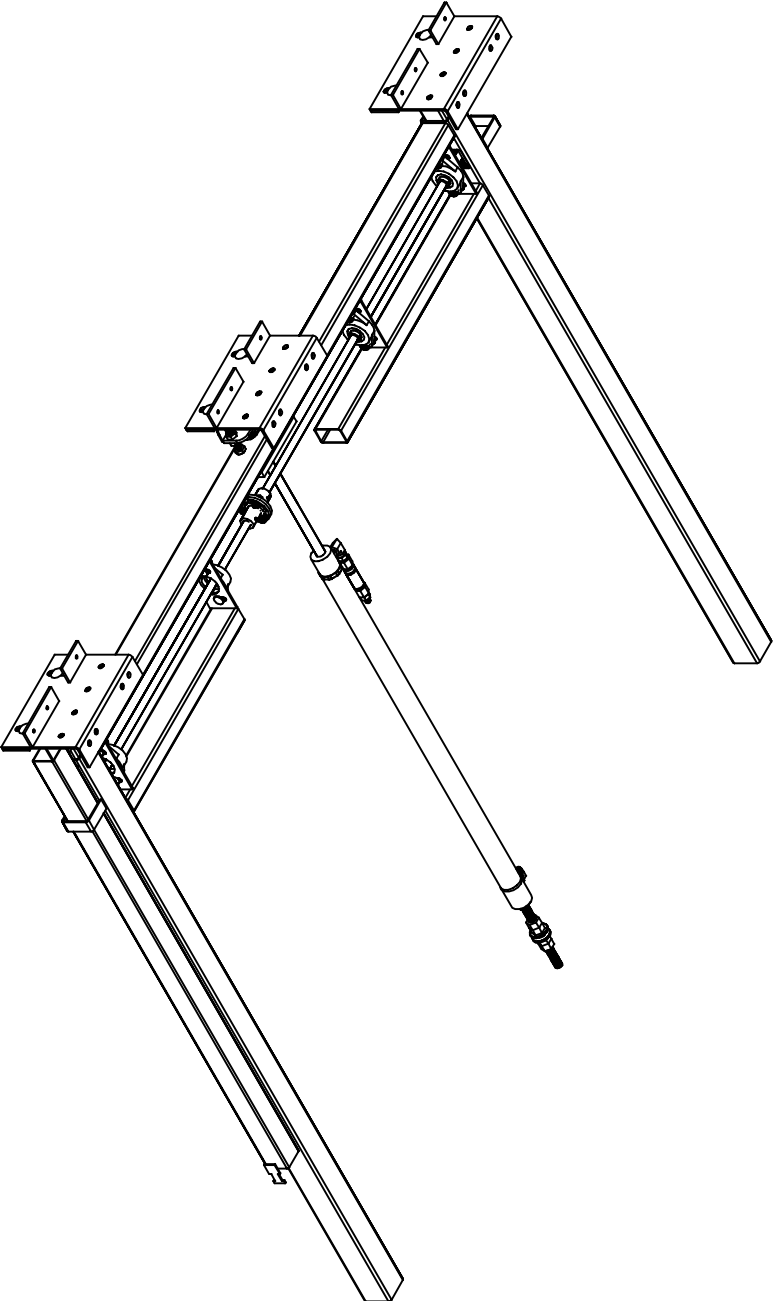


6839-LH ASSEMBLY (7257)
REPLACEMENT SHAFT ASSEMBLY
INCLUDES ALL PARTS SHOWN

Equalizer		55169 COUNTY ROAD 3 ELKHART, IN 46515		#		REVISIONS		BY:		DATE:		UNLESS OTHERWISE SPECIFIED:		TITLE		USED ON:	
				A		Updated shaft and tube numbers.		SU		7/22/19		TOLERANCES:		MAIN SLIDE ASSEMBLY		FOREST RIVER DIESEL	
												.XXX ± 0.010		SIZE SCALE MATERIAL			
												.XX ± 0.030		A 1: 1			
												ANG. ± 1/2°		DRW BY: DATE:		PART NAME:	
												REMOVE ALL BURRS AND SHARP EDGES .015 MAX		SU 3/13/09		MAIN SLIDE-20"	
														AP'D BY DATE:		PAGE: 4 OF 4	
																DWG NO.: 7257	
																REV: A	

NOTICE - This drawing, including principles of design, is the property of Doye Corporation, Elkhart, Indiana, with the agreement that it is not to be reproduced, copied, or loaned in any manner that may constitute a detriment directly or indirectly to Doye Corporation. Acceptance of this will be construed as an agreement of the above.

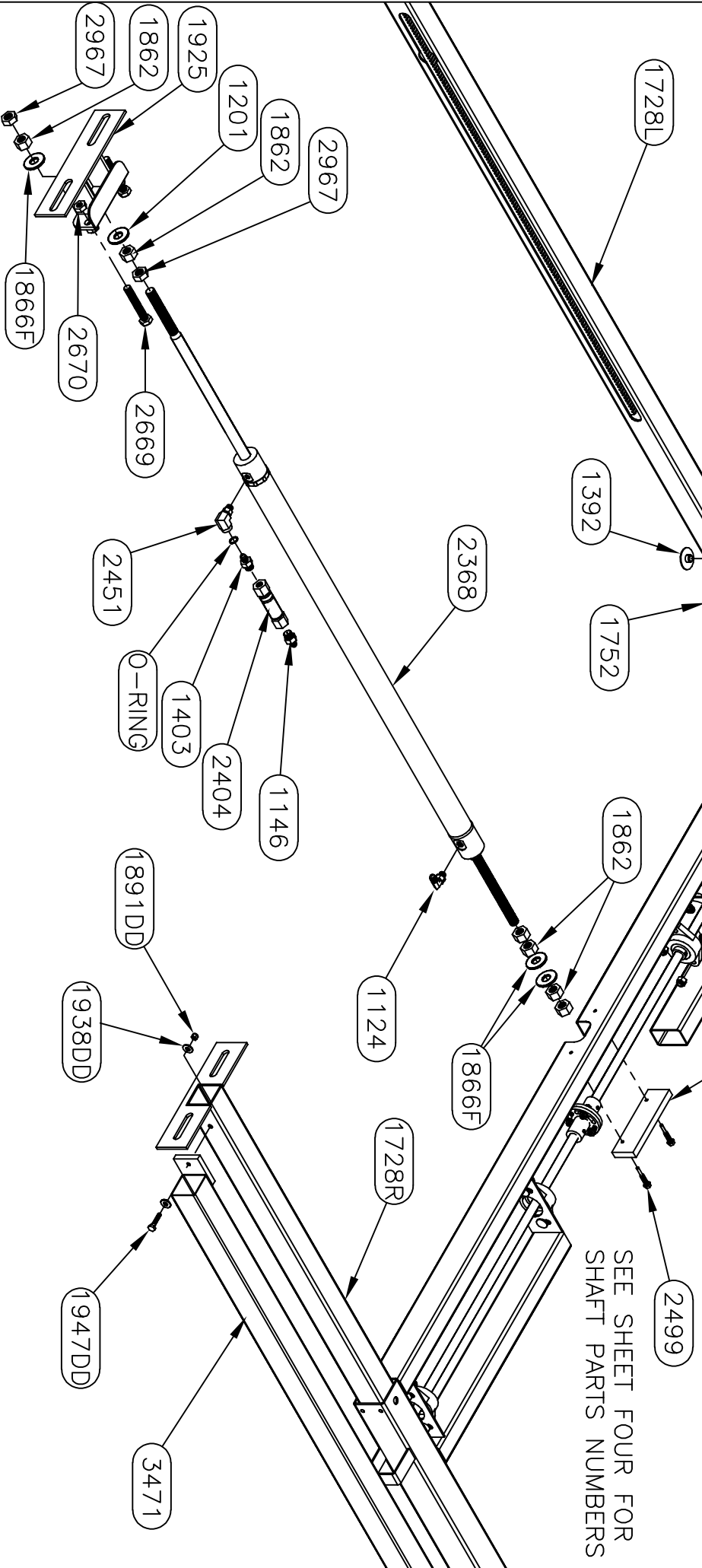
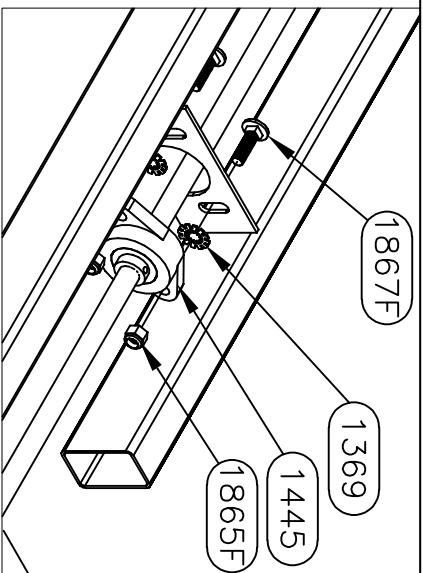
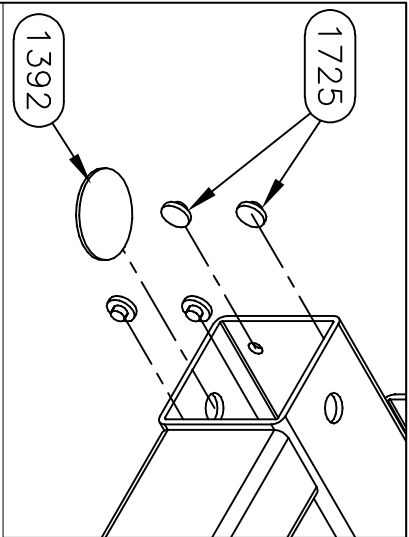
7258 PARTS LIST		
PART#	DESCRIPTION	QUAN
1124	FITTING-#4 JIC X #4 OR MALE 90	1
1146	FITTING-#6 OR X #4 JIC ADAPT	1
1368	SHAFT-5/8 X 38 1/4 COLD ROLL & GEAR	1
1369	WASHER-3/8 EXT/INT TOOTH LOCK	8
1392	BUTTON-1.5" UHMW	6
1403	FITTING-RESTRICTOR #6 X #4 -042 ORIFICE	1
1445	BEARING-2 BOLT FLANGE	4
1693	SHAFT-5/8 X 30 5/8 COLD ROLL & GEAR	1
1725	BUTTON-1/2" UHMW	8
1728L	TUBE-36" DRIVE LH & GEAR RACK	1
1728R	TUBE-36" DRIVE RH & GEAR RACK	1
1752	BUTTON-3/4" UHMW	4
1862	NUT-5/8-18 GR 2 FHN	6
1863F	PIN-3/16 X 1 1/4 SPRING	2
1865F	NUT-3/8-16 NYLOCK Z	8
1866F	WASHER-5/8 FLAT	4
1867F	BOLT-3/8-16 X 1 1/4 CARRIAGE ZINC	8
1891DD	NUT-1/4-20 NYLOCK	1
1925	BRACKET-CYLINDER MOUNT MAIN	1
1938DD	WASHER 1/4 FLAT	2
1947DD	BOLT-1/4-20 X 1 1/4 HHCS	1
2119	FRAME-MAIN SLIDE FRAME-FR	1
2368	CYLINDER-SLIDE 1 1/2" X 32"	1
2404	VALVE-ANTI CREEP	1
2451	FITTING-#4 FEM X #4 O-RING 90	1
2499	SCREW-1/4 X 1 1/4 TEK	2
2539	COUPLING-5/8" TIMING SHAFT	2
2561	WASHER-5/8 STAR	1
2593	SCREW-1/4-20 X FLANGE	3
2594	NUT-1/4-20 FLANGE	3
2699	BOLT-1/2-13 X 3 TAP GR 5	2
2670	NUT-1/2-13 JAM NUT	2
2778W	GUARD-CYLINDER ROD	1
2967	NUT-5/8-18 HEX JAM NUT	2
3471*	TUBE-ELECTRIC CORD-2" SQUARE	1



*Part 3471 was Part 3283 which was part 1791 prior to 2017-3471 & 3283 are interchangeable, 1791 is not.

Warranty authorization must come directly from Equalizer Systems. (800) 846-9659.

55169 COUNTRY ROAD 3 ELKHART, IN 46515			REVISIONS		UNLESS OTHERWISE SPECIFIED:		TITLE		USED ON:	
Equalizer NOTICE - This drawing, including principles of design, is the property of Doye Corporation, Elkhart, Indiana, with the agreement that it is not to be reproduced, copied, or loaned in any manner that may constitute a detriment directly or indirectly to Doye Corporation. Acceptance of this will be construed as an agreement of the above.	#		BY:	DATE:	TOLERANCES:		MAIN SLIDE ASSEMBLY		FOREST RIVER DIESEL	
	A	E-cord tube was 1791 & general updates	SJ	6/21/17	.XXX ± 0.010		SIZE SCALE			
	B	CHANGED E-CORD TUBE FROM 3283 TO 3471	SJ	2/13/18	.XX ± 0.010		A 1: 1			
					.X ± 0.030		DATE:			
					ANG. ± 1/2"		3/13/09		PART NAME:	
					REMOVE ALL BURRS AND SHARP EDGES .015 MAX		AP'D BY		DATE:	
							—		PAGE:	
									1 OF 4	
									DWG NO.: P7258	
									REV: B	



Equalizer

55169 COUNTRY ROAD 3
ELKHART, IN 46515

NOTICE - This drawing, including principles of design, is the property of Doye Corporation, Elkhart, Indiana, with the agreement that it is not to be reproduced, copied, or loaned in any manner that may constitute a detriment directly or indirectly to Doye Corporation. Acceptance of this will be construed as an agreement of the above.

#	REVISIONS	BY:	DATE:	TITLE	USED ON:
A	E-cord tube was 1791 & general updates	SJ	6/21/17	MAIN SLIDE ASSEMBLY	FOREST RIVER DIESEL
B	CHANGED E-CORD TUBE FROM 3283 TO 3471	SJ	2/13/18	SIZE SCALE MATERIAL	
				DRW BY: DATE: 3/13/09	PART NAME: SLIDE-32"
				AP'D BY: DATE:	PAGE: 2 OF 4 DWG NO.: P7258
					REV: B

UNLESS OTHERWISE

SPECIFIED:

TOLERANCES:

.XXX ± 0.010

.XX ± 0.010

.X ± 0.030

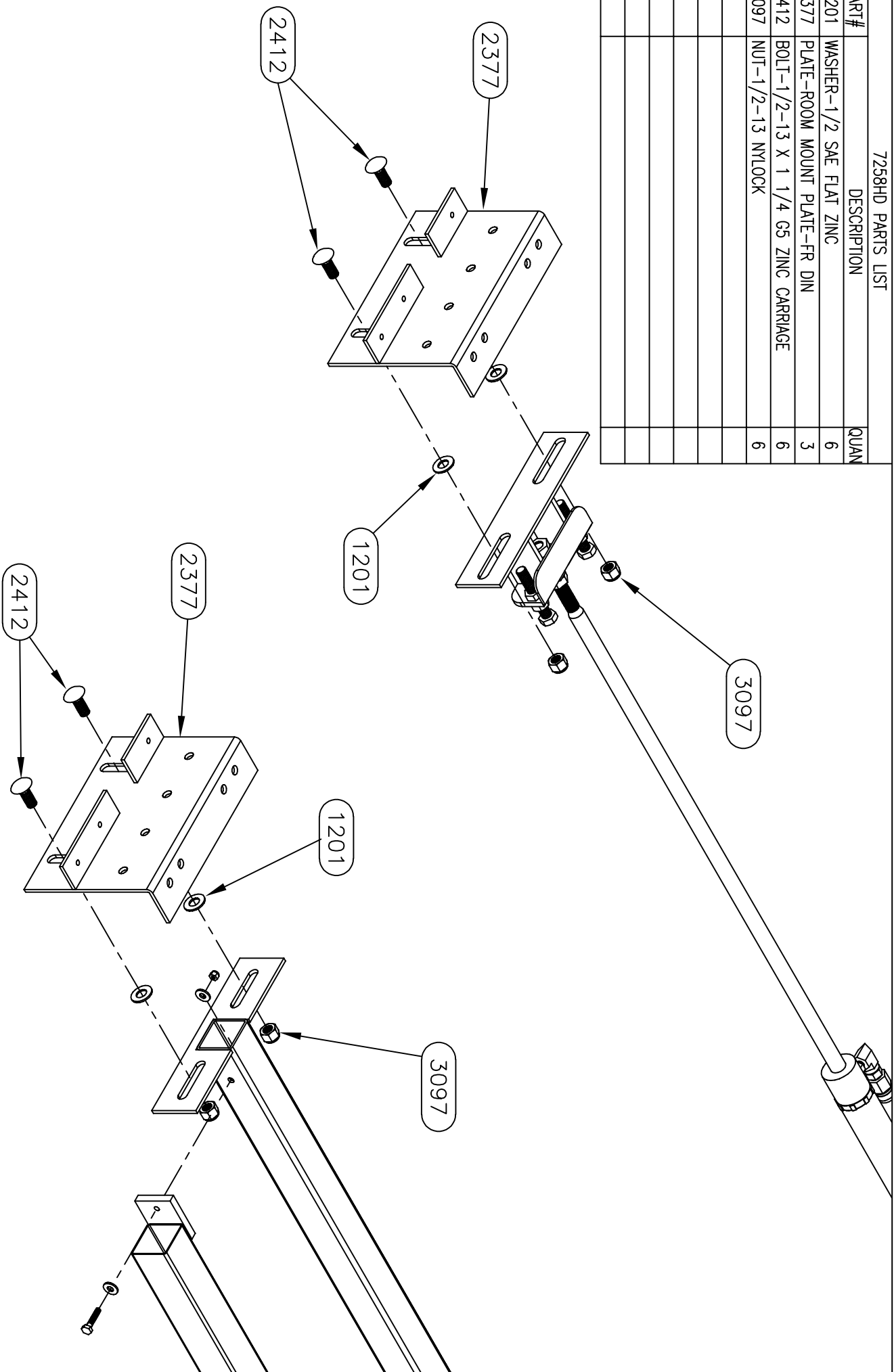
ANG. ± 1/2°

REMOVE ALL BURRS AND

SHARP EDGES .015 MAX

7258HD PARTS LIST

PART#	DESCRIPTION	QUAN
1201	WASHER-1/2 SAE FLAT ZINC	6
2377	PLATE-ROOM MOUNT PLATE-FR DIN	3
2412	BOLT-1/2-13 X 1 1/4 G5 ZINC CARRIAGE	6
3097	NUT-1/2-13 NYLOCK	6

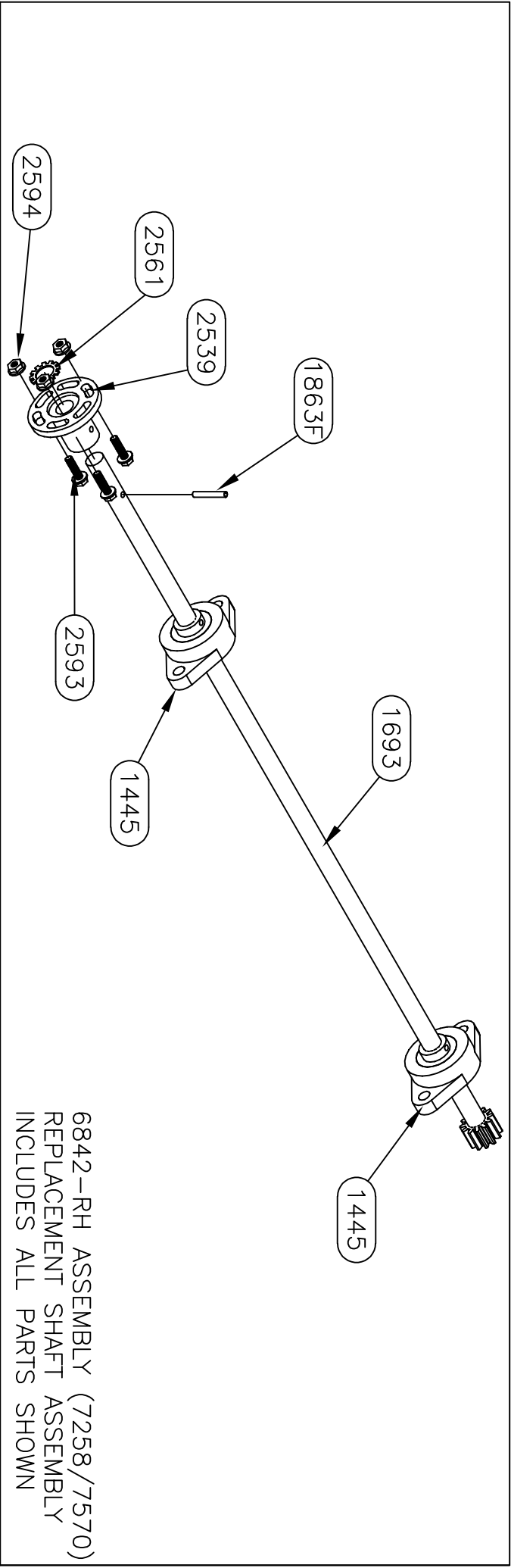


Equalizer

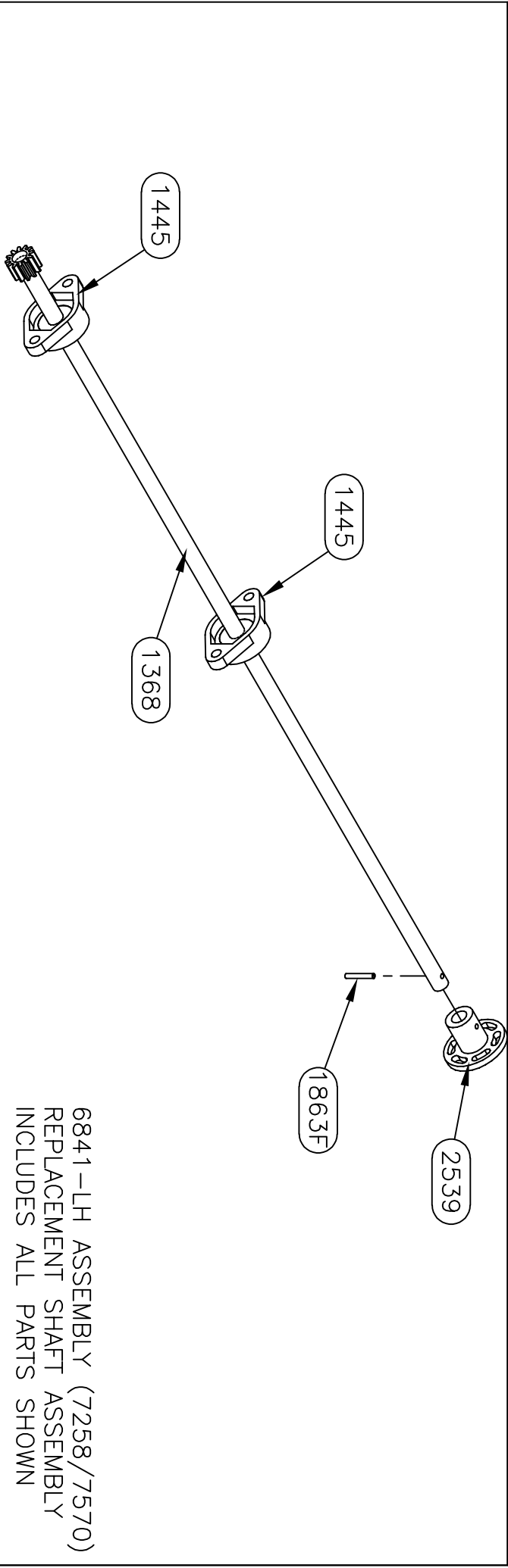
55169 COUNTRY ROAD 3
ELKHART, IN 46515

NOTICE - This drawing, including principles of design, is the property of Doy's Corporation, Elkhart, Indiana, with the agreement that it is not to be reproduced, copied, or loaned in any manner that may constitute a detriment directly or indirectly to Doy's Corporation. Acceptance of this will be construed as an agreement of the above.

#	REVISIONS	BY:	DATE:	UNLESS OTHERWISE SPECIFIED:	TITLE	USED ON:
A	E-cord tube was 1791 & general updates	SJ	6/21/17	TOLERANCES: .XXX ± 0.010 .XX ± 0.030 ANG. ± 1/2"	MAIN SLIDE ASSEMBLY	FOREST RIVER DIESEL
B	CHANGED E-CORD TUBE FROM 3283 TO 3471	SJ	2/13/18	REMOVE ALL BURRS AND SHARP EDGES .015 MAX	SIZE SCALE MATERIAL	PART NAME: SLIDE-32"
					DRW BY: 3/13/09	PAGE: 3 OF 4
					DATE:	DWG NO.: P7258
						REV: B



6842-RH ASSEMBLY (7258/7570)
REPLACEMENT SHAFT ASSEMBLY
INCLUDES ALL PARTS SHOWN

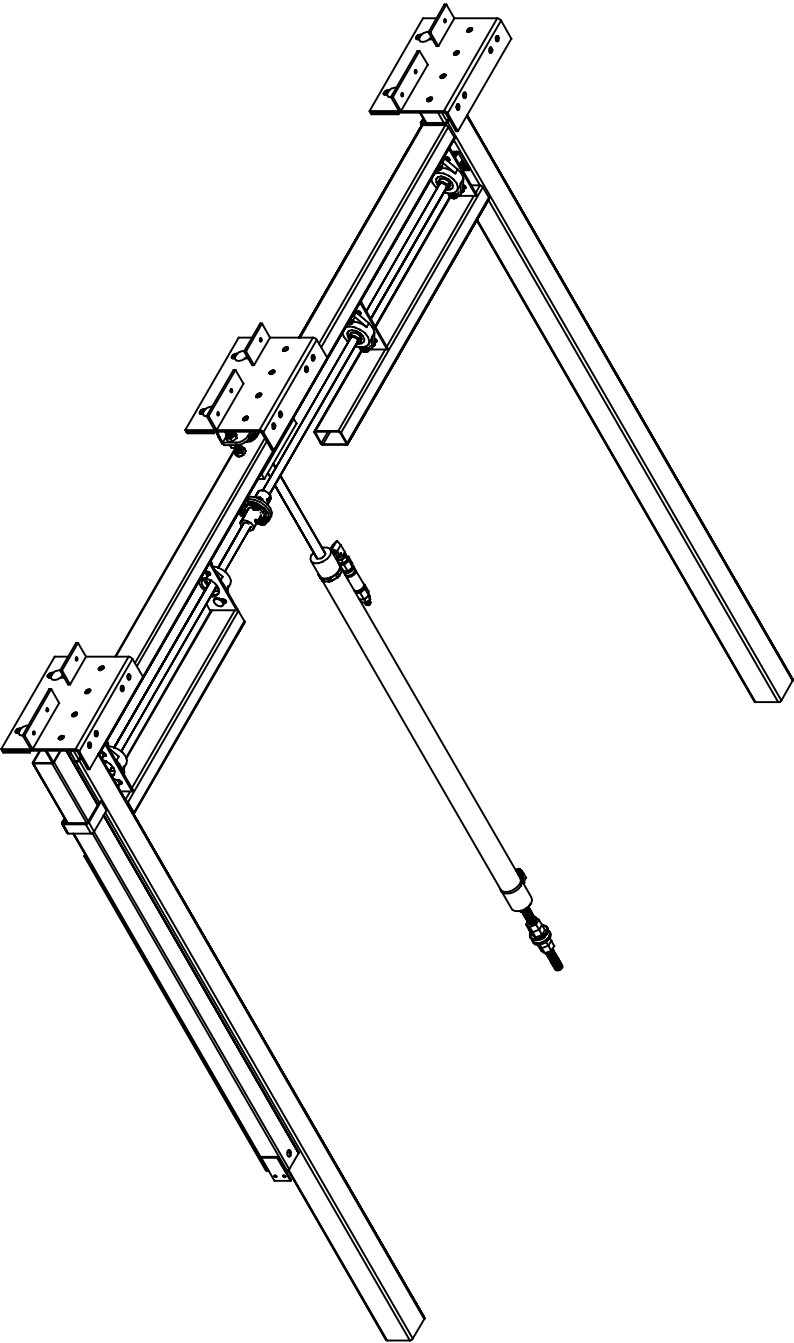


6841-LH ASSEMBLY (7258/7570)
REPLACEMENT SHAFT ASSEMBLY
INCLUDES ALL PARTS SHOWN

Equalizer		55169 COUNTRY ROAD 3 ELKHART, IN 46515			
#	REVISIONS	BY:	DATE:	UNLESS OTHERWISE SPECIFIED: TOLERANCES: .XXX ± 0.010 .XX ± 0.010 .X ± 0.020 ANG. ± 1/2" REMOVE ALL BURRS AND SHARP EDGES .015 MAX	
A	E-cord tube was 1791 & general updates	SJ	6/21/17		
B	CHANGED E-CORD TUBE FROM 3283 TO 3471	SJ	2/13/18	TITLE MAIN SLIDE ASSEMBLY SIZE SCALE MATERIAL A 1:1	
				DRW BY: SU	DATE: 3/13/09
				APP'D BY: —	DATE: —
				PAGE: 4 OF 4	PART NAME: SLIDE-32"
					DWG NO.: 7258
					REV: B

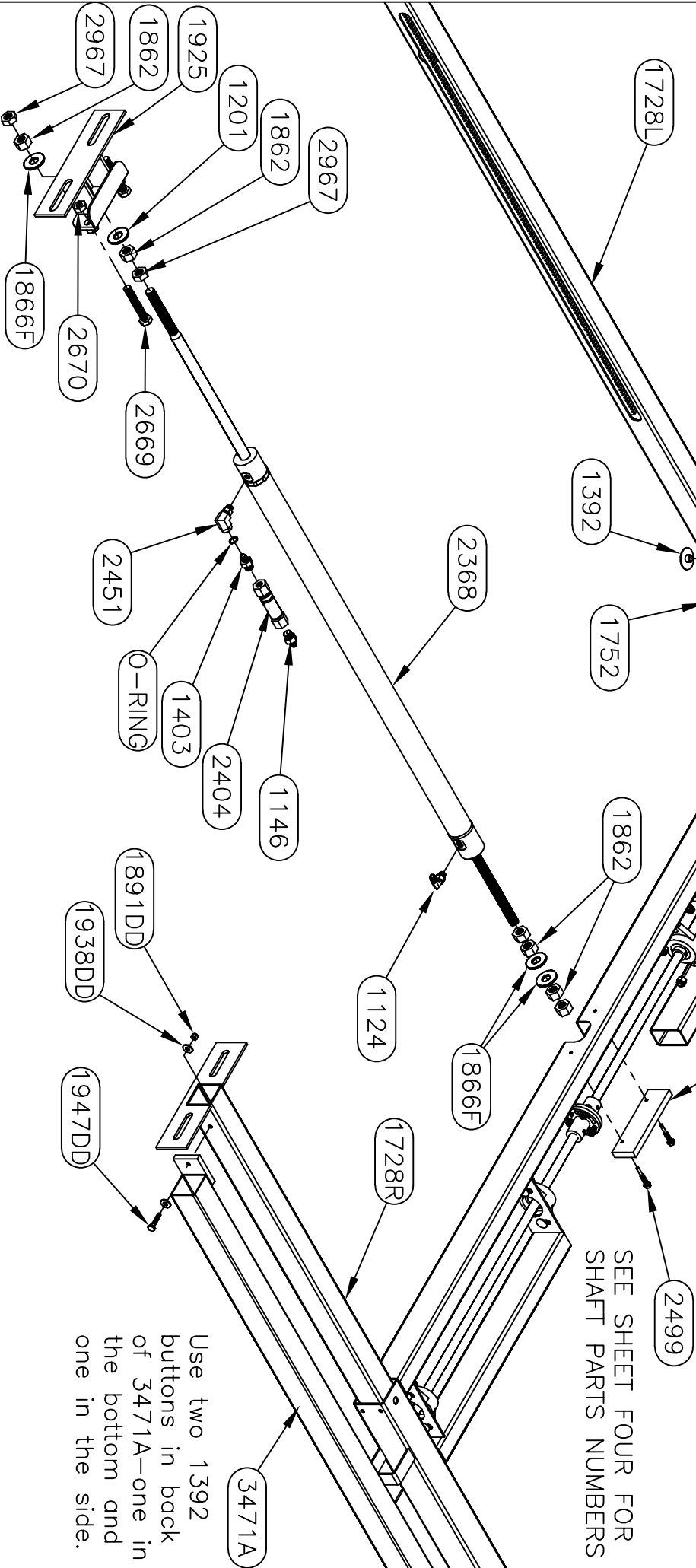

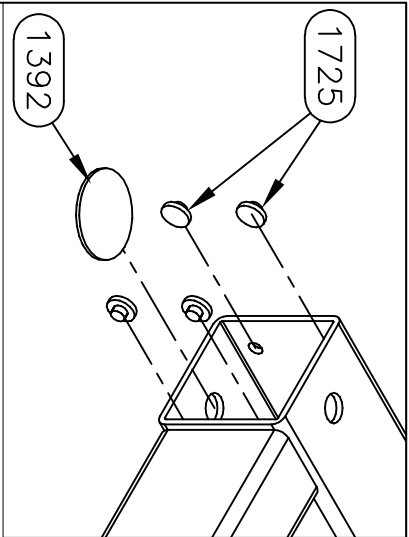
NOTICE - This drawing, including principles of design, is the property of Doye Corporation, Elkhart, Indiana, with the agreement that it is not to be reproduced, copied, or loaned in any manner that may constitute a detriment directly or indirectly to Doye Corporation. Acceptance of this will be construed as an agreement of the above.

7258A PARTS LIST		
PART #	DESCRIPTION	QUAN
1124	FITTING-#4 JIC X #4 OR MALE 90	1
1146	FITTING-#6 OR X #4 JIC ADAPT	1
1368	SHAFT-5/8 X 38 1/4 COLD ROLL & GEAR	1
1369	WASHER-3/8 EXT/INT TOOTH LOCK	8
1392	BUTTON-1.5" UHMW	8
1403	FITTING-RESTRICTOR #6 X #4 -042 ORIFICE	1
1445	BEARING-2 BOLT FLANGE	4
1693	SHAFT-5/8 X 30 5/8 COLD ROLL & GEAR	1
1725	BUTTON-1/2" UHMW	8
1728L	TUBE-36" DRIVE LH & GEAR RACK	1
1728R	TUBE-36" DRIVE RH & GEAR RACK	1
1752	BUTTON-3/4" UHMW	4
1862	NUT-5/8-18 GR 2 FHN	6
1863F	PIN-3/16 X 1 1/4 SPRING	2
1865F	NUT-3/8-16 NYLOCK Z	8
1866F	WASHER-5/8 FLAT	4
1867F	BOLT-3/8-16 X 1 1/4 CARRIAGE ZINC	8
1891DD	NUT-1/4-20 NYLOCK	1
1925	BRACKET-CYLINDER MOUNT MAIN	1
1938DD	WASHER 1/4 FLAT	2
1947DD	BOLT-1/4-20 X 1 1/4 HHCS	1
2119X	FRAME-MAIN SLIDE FRAME-FR-2021	1
2368	CYLINDER-SLIDE 1 1/2" X 32"	1
2404	VALVE-ANTI CREEP	1
2451	FITTING-#4 FEM X #4 O-RING 90	1
2499	SCREW-1/4 X 1 1/4 TEK	2
2539	COUPLING-5/8" TIMING SHAFT	2
2561	WASHER-5/8 STAR	1
2593	SCREW-1/4-20 X FLANGE	3
2594	NUT-1/4-20 FLANGE	3
2699	BOLT-1/2-13 X 3 TAP GR 5	2
2670	NUT-1/2-13 JAM NUT	2
2778W	GUARD-CYLINDER ROD	1
2967	NUT-5/8-18 HEX JAM NUT	2
3471A	TUBE-ELECTRIC CORD-2" SQ-2021	1



Warranty authorization must come directly from Equalizer Systems. (800) 846-9659.

<div> <div>55169 COUNTRY ROAD 3</div> <div>ELKHART, IN 46515</div> </div> <div> <div>Equalizer</div> </div>			#	REVISIONS		BY:	DATE:	UNLESS OTHERWISE SPECIFIED:		TITLE	USED ON:	
<div> <div>NOTICE - This drawing, including principles of design, is the property of Doye Corporation, Elkhart, Indiana, with the agreement that it is not to be reproduced, copied, or loaned in any manner that may constitute a detriment directly or indirectly to Doye Corporation. Acceptance of this will be construed as an agreement of the above.</div> </div>								TOLERANCES:		MAIN SLIDE ASSEMBLY	FOREST RIVER DIESEL	
								.XXX ± 0.010		SIZE SCALE		
								.XX ± 0.010		A 1: 1		
								.X ± 0.030		DRW BY:		
								ANG. ± 1/2"		DATE:		
								REMOVE ALL BURRS AND SHARP EDGES .015 MAX		1/17/20		
								APPRO BY		PART NAME:		
								DATE:		MAIN SLIDE-32"-2021		
								PAGE:		1 OF 4		
								DWG NO.:		P7258A		
								REV:		-		



Equalizer

55169 COUNTRY ROAD 3
ELKHART, IN 46515

#

REVISIONS

BY:

DATE:

UNLESS OTHERWISE SPECIFIED:
TOLERANCES:
.XXX ± 0.010
.XX ± 0.020
.X ± 1/2"

TITLE
MAIN SLIDE ASSEMBLY

USED ON:
FOREST RIVER DIESEL

SIZE SCALE MATERIAL
A 1:1

DRW BY: DATE:
SU 1/17/20

AP'D BY DATE:

PART NAME:
MAIN SLIDE-32"-2021

PAGE: 2 OF 4
DWG NO.: P7258A

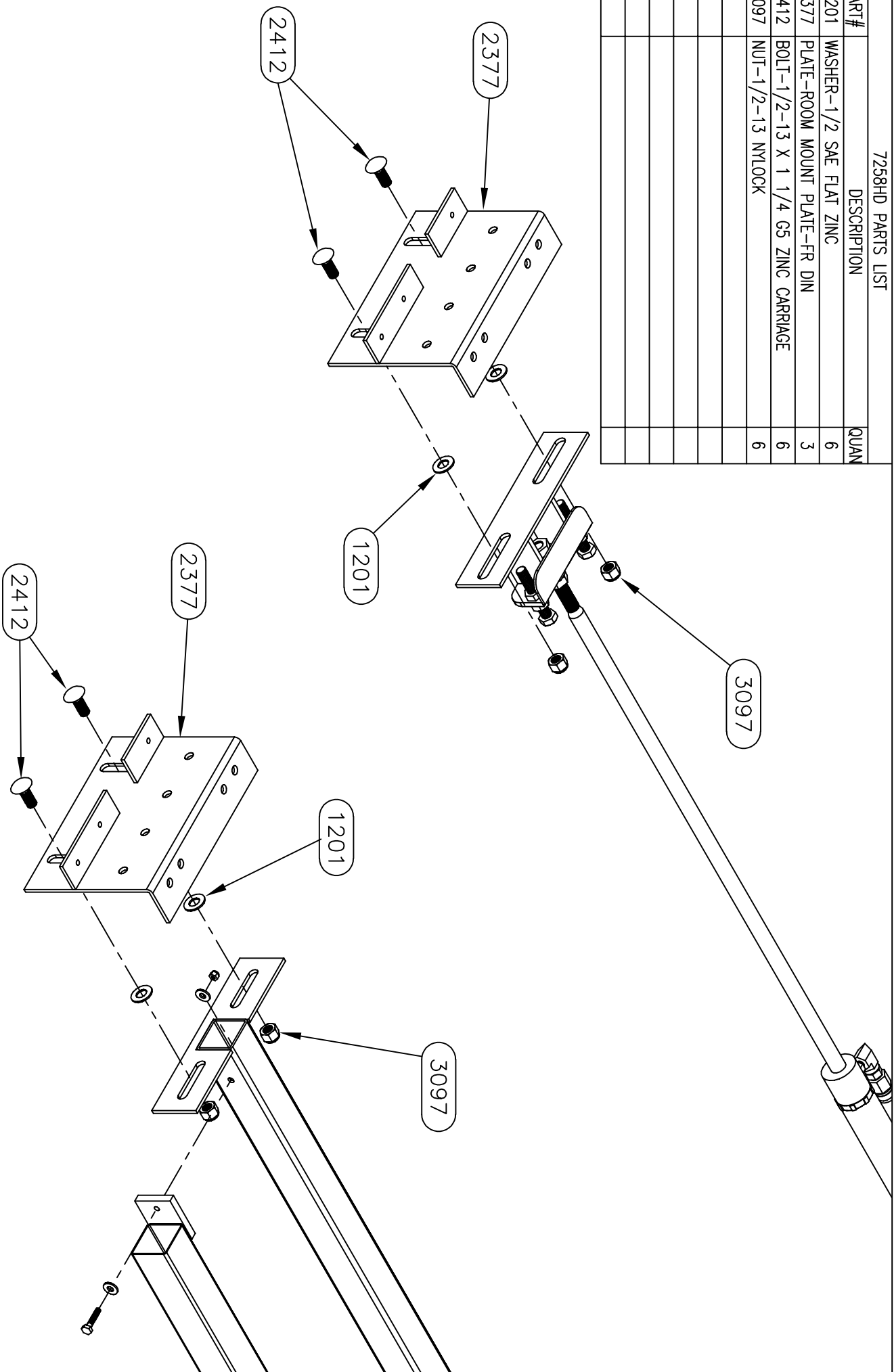
NOTICE - This drawing, including principles of design, is the property of Doye Corporation, Elkhart, Indiana, with the agreement that it is not to be reproduced, copied, or loaned in any manner that may constitute a detriment directly or indirectly to Doye Corporation. Acceptance of this will be construed as an agreement of the above.

SEE SHEET FOUR FOR
SHAFT PARTS NUMBERS

Use two 1392
buttons in back
of 3471A—one in
the bottom and
one in the side.

7258HD PARTS LIST

PART#	DESCRIPTION	QUAN
1201	WASHER-1/2 SAE FLAT ZINC	6
2377	PLATE-ROOM MOUNT PLATE-FR DIN	3
2412	BOLT-1/2-13 X 1 1/4 G5 ZINC CARRIAGE	6
3097	NUT-1/2-13 NYLOCK	6



Equalizer

55169 COUNTRY ROAD 3
ELKHART, IN 46515

#

REVISIONS

BY:

DATE:

UNLESS OTHERWISE
SPECIFIED:
TOLERANCES:
.XXX ± 0.010
.XX ± 0.030
.X ± 1/2"

TITLE
MAIN SLIDE ASSEMBLY

USED ON:
FOREST RIVER DIESEL

SIZE SCALE MATERIAL

DRW BY: DATE:

SU 1/17/20

AP'D BY DATE:

—

PART NAME:

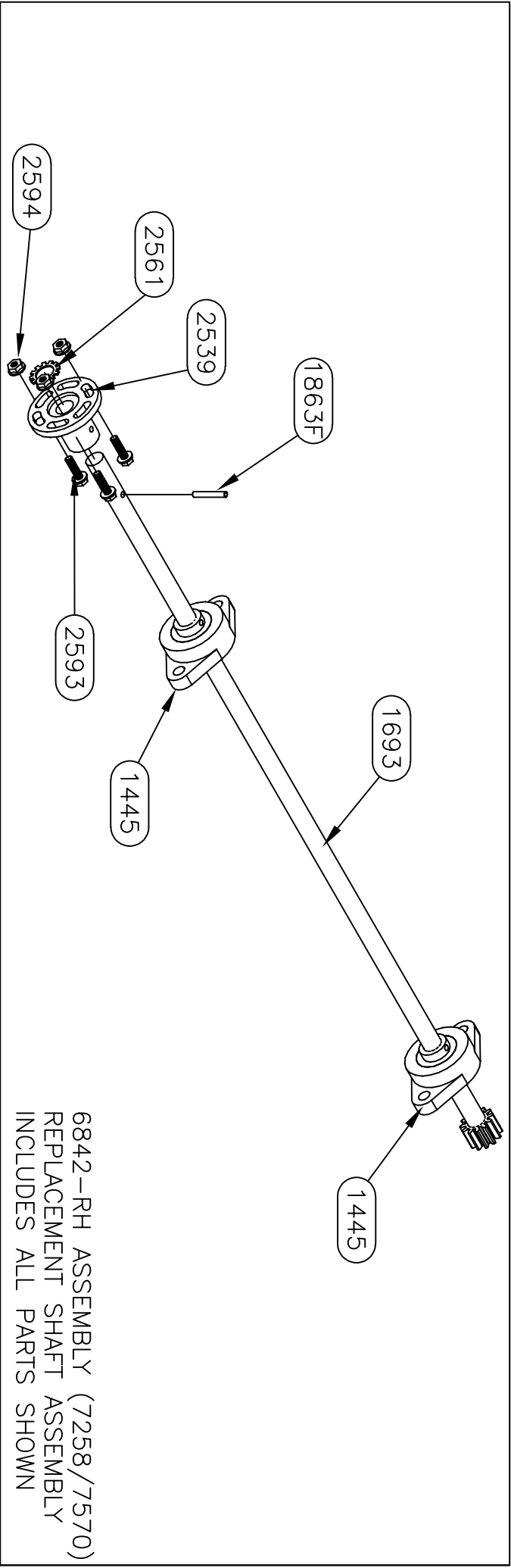
MAIN SLIDE-32"-2021

PAGE: 3 OF 4

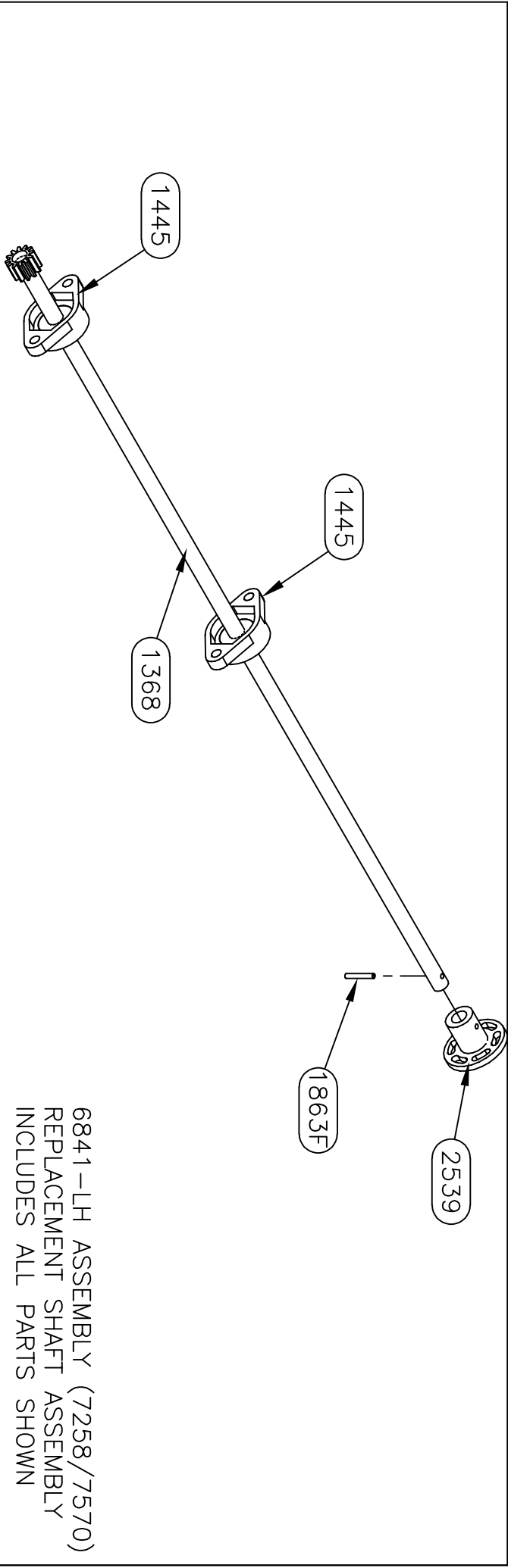
DWG NO.: P7258A

REV: —

NOTICE - This drawing, including principles of design, is the property of Doye Corporation, Elkhart, Indiana, with the agreement that it is not to be reproduced, copied, or loaned in any manner that may constitute a detriment directly or indirectly to Doye Corporation. Acceptance of this will be construed as an agreement of the above.



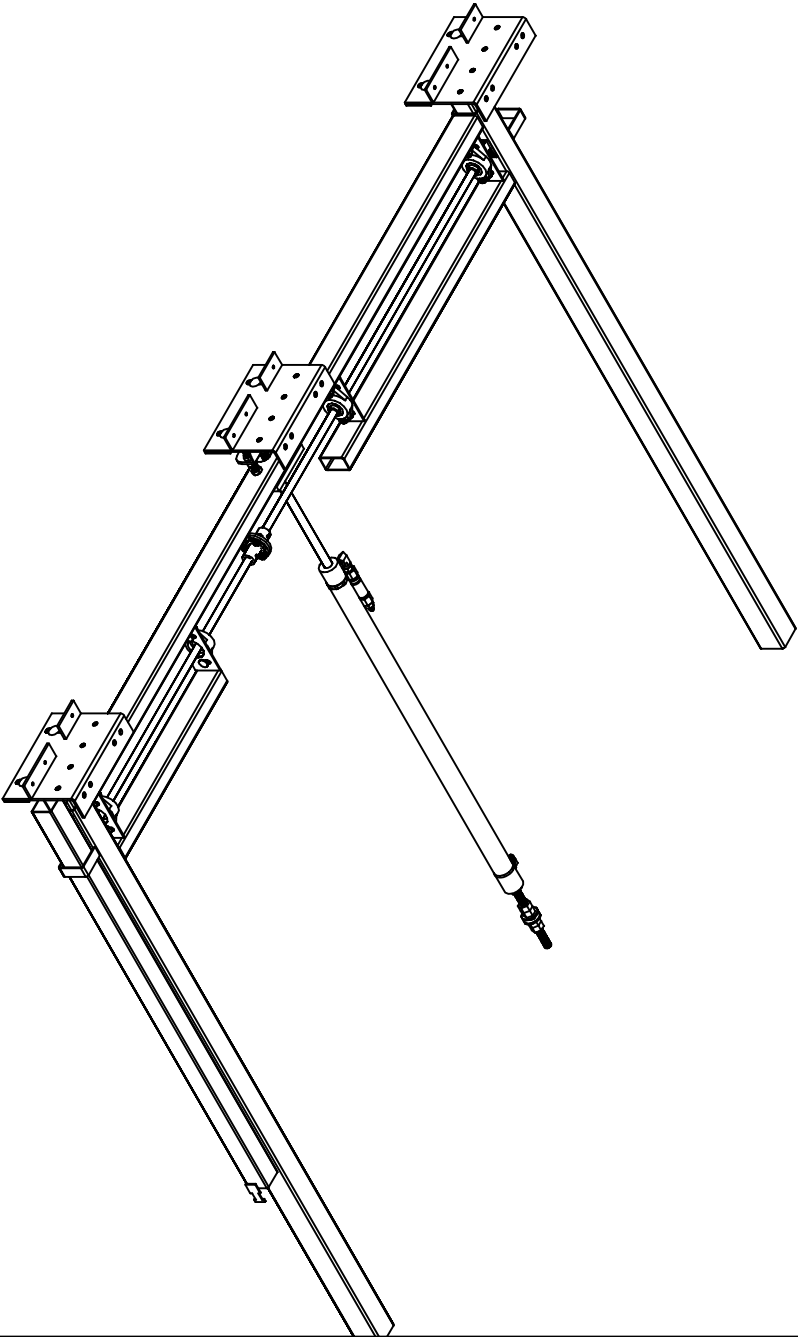
6842-RH ASSEMBLY (7258/7570)
REPLACEMENT SHAFT ASSEMBLY
INCLUDES ALL PARTS SHOWN



6841-LH ASSEMBLY (7258/7570)
REPLACEMENT SHAFT ASSEMBLY
INCLUDES ALL PARTS SHOWN

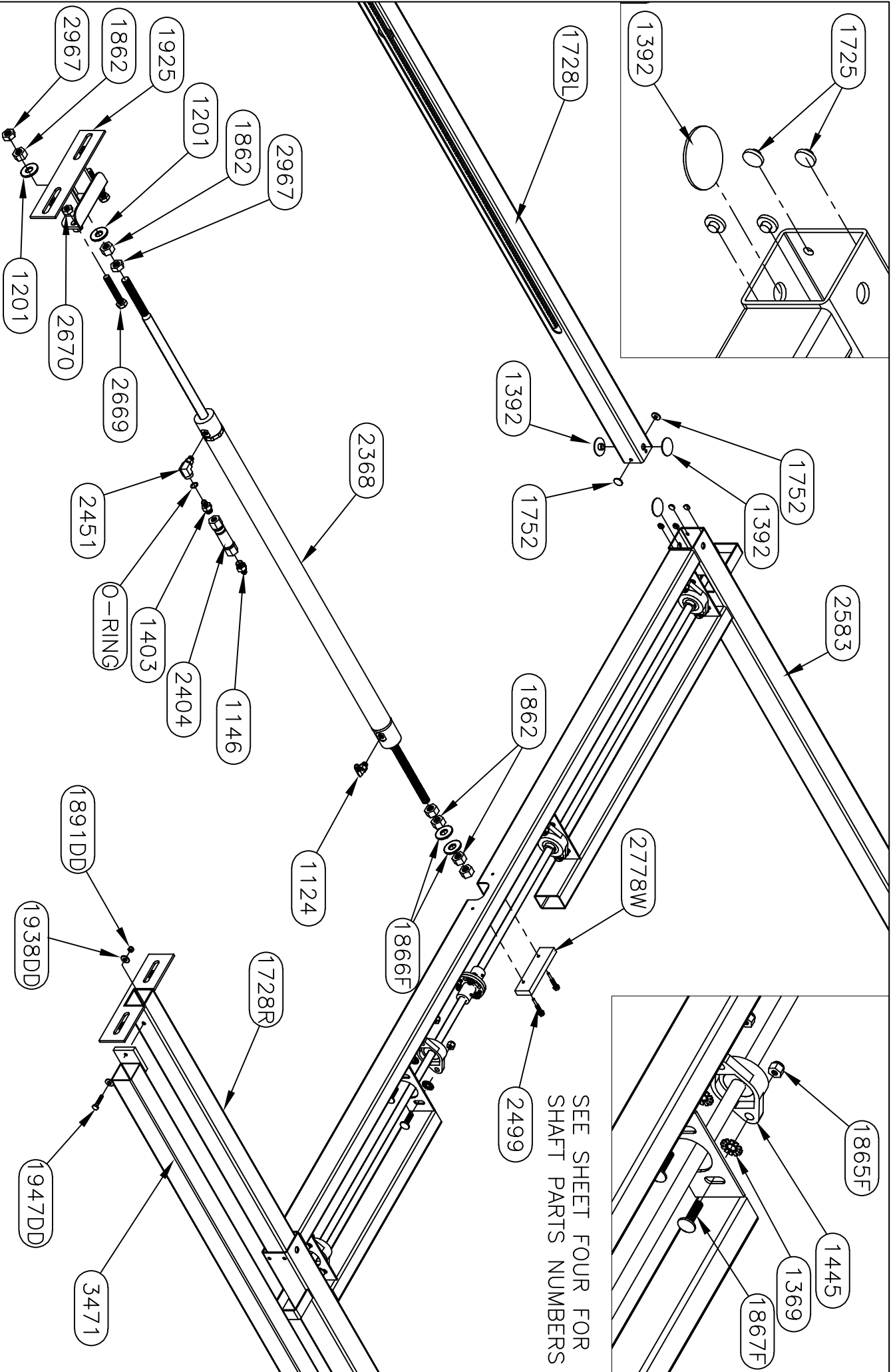
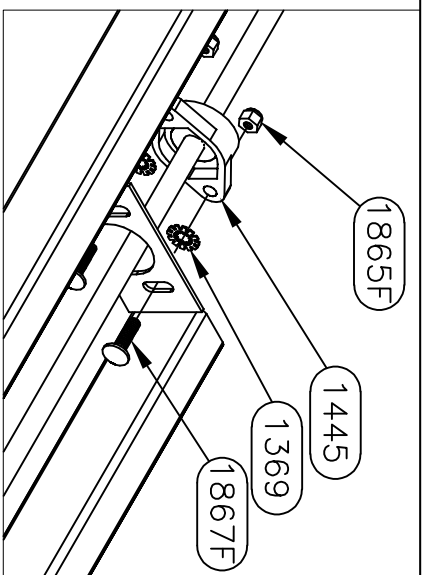
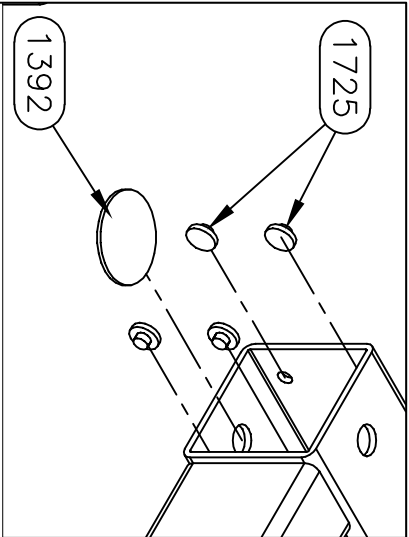
Equalizer		55169 COUNTRY ROAD 3 ELKHART, IN 46515		#		REVISIONS		BY:		DATE:		UNLESS OTHERWISE SPECIFIED:		TITLE		USED ON:	
NOTICE - This drawing, including principles of design, is the property of Doye Corporation, Elkhart, Indiana, with the agreement that it is not to be reproduced, copied, or loaned in any manner that may constitute a detriment directly or indirectly to Doye Corporation. Acceptance of this will be construed as an agreement of the above.												TOLERANCES:		MAIN SLIDE ASSEMBLY		FOREST RIVER DIESEL	
												.XXX ± 0.010		SIZE SCALE MATERIAL			
												.XX ± 0.010		A 1: 1			
												.X ± 0.020		DRW BY: SU		DATE: 1/17/20	
												ANG. ± 1/2"		AP'D BY: -		DATE: -	
												REMOVE ALL BURRS AND SHARP EDGES .015 MAX				PART NAME: MAIN SLIDE-32"-2021	
																PAGE: 4 OF 4	
																DWG NO.: P7258A	
																REV: -	

7293 PARTS LIST		
PART#	DESCRIPTION	QUAN
1124	FITTING-#4 JIC X #4 OR MALE 90	1
1146	FITTING-#6 OR X #4 JIC ADAPT	1
1369	WASHER-3/8 EXT/INT TOOTH LOCK	8
1392	BUTTON-1.5" UHMW	6
1403	FITTING-RESTRICTOR #6 X #4	1
1445	BEARING-2 BOLT FLANGE	4
1725	BUTTON-1/2" UHMW	8
1728L	TUBE-36" DRIVE LH	1
1728R	TUBE-36" DRIVE RH	1
1730	SHAFT-5/8 X 48 1/8 COLD ROLL	1
1752	BUTTON-3/4" UHMW	4
1862	NUT-5/8-18 GR 2 FHN	6
1863F	PIN-3/16 X 1 1/4 SPRING	2
1865F	NUT-3/8-16 NYLOCK Z	8
1866F	WASHER-5/8 FLAT	4
1867F	BOLT-3/8-16 X 1 1/4 CARRIAGE ZINC	8
1891DD	NUT-1/4-20 NYLOCK	1
1925	BRACKET-CYLINDER MOUNT MAIN	1
1938DD	WASHER 1/4 FLAT	2
1947DD	BOLT-1/4-20 X 1 1/4 HHCS	1
2368	CYLINDER-SLIDE 1 3/8" X 32"	1
2404	VALVE-ANTI CREEP	1
2451	FITTING-#4 FEM X #4 O-RING 90	1
2499	SCREW-1/4 X 1 1/4 TEK	2
2539	COUPLING-5/8" TIMING SHAFT	2
2561	WASHER-5/8 STAR	1
2583	FRAME-84" MAIN SLIDE FRAME-FR	1
2593	SCREW-1/4-20 X FLANGE	3
2594	NUT-1/4-20 FLANGE	3
2669	BOLT-1/2-13 X 3 TAP GR 5	2
2670	NUT-1/2-13 JAM NUT	2
2778W	GUARD-CYLINDER ROD	1
2853	SHAFT-5/8 X 33 3/8 COLD ROLL	1
2967	NUT-5/8-18 HEX JAM NUT	2
3471	TUBE-ELECTRIC CORD-2" SQUARE	1



Warranty authorization must come directly from Equalizer Systems. (800) 846-9659.

<div>55169 COUNTRY ROAD 3 ELKHART, IN 46515</div>																																																																																																																																																																																																																																																																																																																																																																																																																																																																																																																																																																																																																																																																																																																																																																																																																																																																																																																																																																																																																																																																																																																																																																																																																																																																																																																									
---	--	--	--	--	--	--	--	--	--	--	--	--	--	--	--	--	--	--	--	--	--	--	--	--	--	--	--	--	--	--	--	--	--	--	--	--	--	--	--	--	--	--	--	--	--	--	--	--	--	--	--	--	--	--	--	--	--	--	--	--	--	--	--	--	--	--	--	--	--	--	--	--	--	--	--	--	--	--	--	--	--	--	--	--	--	--	--	--	--	--	--	--	--	--	--	--	--	--	--	--	--	--	--	--	--	--	--	--	--	--	--	--	--	--	--	--	--	--	--	--	--	--	--	--	--	--	--	--	--	--	--	--	--	--	--	--	--	--	--	--	--	--	--	--	--	--	--	--	--	--	--	--	--	--	--	--	--	--	--	--	--	--	--	--	--	--	--	--	--	--	--	--	--	--	--	--	--	--	--	--	--	--	--	--	--	--	--	--	--	--	--	--	--	--	--	--	--	--	--	--	--	--	--	--	--	--	--	--	--	--	--	--	--	--	--	--	--	--	--	--	--	--	--	--	--	--	--	--	--	--	--	--	--	--	--	--	--	--	--	--	--	--	--	--	--	--	--	--	--	--	--	--	--	--	--	--	--	--	--	--	--	--	--	--	--	--	--	--	--	--	--	--	--	--	--	--	--	--	--	--	--	--	--	--	--	--	--	--	--	--	--	--	--	--	--	--	--	--	--	--	--	--	--	--	--	--	--	--	--	--	--	--	--	--	--	--	--	--	--	--	--	--	--	--	--	--	--	--	--	--	--	--	--	--	--	--	--	--	--	--	--	--	--	--	--	--	--	--	--	--	--	--	--	--	--	--	--	--	--	--	--	--	--	--	--	--	--	--	--	--	--	--	--	--	--	--	--	--	--	--	--	--	--	--	--	--	--	--	--	--	--	--	--	--	--	--	--	--	--	--	--	--	--	--	--	--	--	--	--	--	--	--	--	--	--	--	--	--	--	--	--	--	--	--	--	--	--	--	--	--	--	--	--	--	--	--	--	--	--	--	--	--	--	--	--	--	--	--	--	--	--	--	--	--	--	--	--	--	--	--	--	--	--	--	--	--	--	--	--	--	--	--	--	--	--	--	--	--	--	--	--	--	--	--	--	--	--	--	--	--	--	--	--	--	--	--	--	--	--	--	--	--	--	--	--	--	--	--	--	--	--	--	--	--	--	--	--	--	--	--	--	--	--	--	--	--	--	--	--	--	--	--	--	--	--	--	--	--	--	--	--	--	--	--	--	--	--	--	--	--	--	--	--	--	--	--	--	--	--	--	--	--	--	--	--	--	--	--	--	--	--	--	--	--	--	--	--	--	--	--	--	--	--	--	--	--	--	--	--	--	--	--	--	--	--	--	--	--	--	--	--	--	--	--	--	--	--	--	--	--	--	--	--	--	--	--	--	--	--	--	--	--	--	--	--	--	--	--	--	--	--	--	--	--	--	--	--	--	--	--	--	--	--	--	--	--	--	--	--	--	--	--	--	--	--	--	--	--	--	--	--	--	--	--	--	--	--	--	--	--	--	--	--	--	--	--	--	--	--	--	--	--	--	--	--	--	--	--	--	--	--	--	--	--	--	--	--	--	--	--	--	--	--	--	--	--	--	--	--	--	--	--	--	--	--	--	--	--	--	--	--	--	--	--	--	--	--	--	--	--	--	--	--	--	--	--	--	--	--	--	--	--	--	--	--	--	--	--	--	--	--	--	--	--	--	--	--	--	--	--	--	--	--	--	--	--	--	--	--	--	--	--	--	--	--	--	--	--	--	--	--	--	--	--	--	--	--	--	--	--	--	--	--	--	--	--	--	--	--	--	--	--	--	--	--	--	--	--	--	--	--	--	--	--	--	--	--	--	--	--	--	--	--	--	--	--	--	--	--	--	--	--	--	--	--	--	--	--	--	--	--	--	--	--	--	--	--	--	--	--	--	--	--	--	--	--	--	--	--	--	--	--	--	--	--	--	--	--	--	--	--	--	--	--	--	--	--	--	--	--	--	--	--	--	--	--	--	--	--	--	--	--	--	--	--	--	--	--	--	--	--	--	--	--	--	--	--	--	--	--	--	--	--	--	--	--	--	--	--	--	--	--	--	--	--	--	--	--	--	--	--	--	--	--	--	--	--	--	--	--	--	--	--	--	--	--	--	--	--	--	--	--	--	--	--	--	--	--	--	--	--	--	--	--	--	--	--	--	--	--	--	--	--	--	--	--	--	--	--	--	--	--	--	--	--	--	--	--	--	--	--	--	--	--	--	--	--	--	--	--	--	--	--	--	--	--	--	--	--	--	--	--	--	--	--	--	--	--	--	--	--	--	--	--	--	--	--	--	--	--	--	--	--	--	--	--	--	--	--	--	--	--	--	--	--	--	--	--	--	--	--	--	--	--	--	--	--	--	--	--	--	--	--	--	--	--	--	--	--	--	--	--	--	--	--	--	--	--	--	--	--	--	--	--	--	--	--	--	--	--	--	--	--	--	--	--	--	--	--	--	--	--	--	--	--	--	--	--	--	--	--	--	--	--	--	--	--	--	--	--	--	--	--	--	--	--	--	--	--	--	--	--	--	--	--	--	--	--	--	--	--	--	--	--	--	--	--	--	--	--	--	--	--	--	--	--	--	--	--	--	--	--	--	--	--	--	--	--	--	--	--	--	--	--	--	--	--	--	--	--	--	--	--	--	--	--	--	--	--	--	--	--	--	--	--	--	--	--	--	--	--	--	--	--	--	--	--	--	--	--	--	--	--	--	--	--	--	--	--	--	--	--	--	--	--	--	--	--	--	--	--	--	--	--	--	--	--	--	--	--	--	--	--	--	--	--	--	--	--	--	--	--	--	--	--	--	--	--	--	--	--	--	--	--	--	--	--	--	--	--	--	--	--



Equalizer


55169 COUNTRY ROAD 3
ELKHART, IN 46515

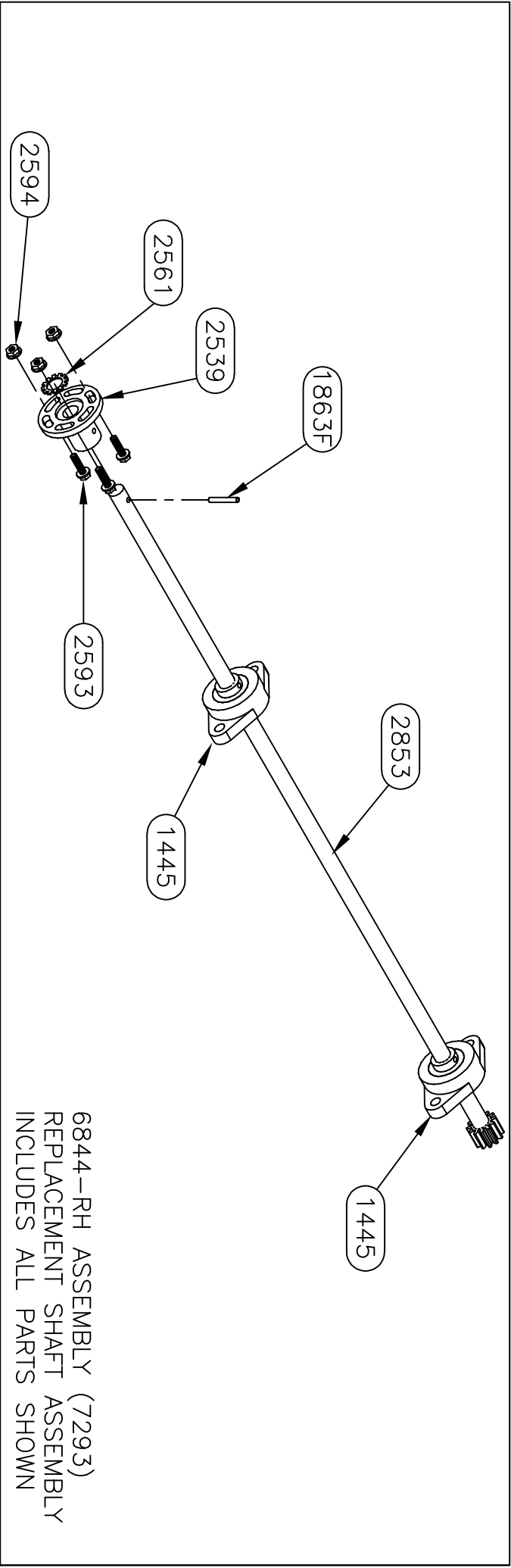
NOTICE - This drawing, including principles of design, is the property of Days Corporation, Elkhart, Indiana, with the agreement that it is not to be reproduced, copied, or loaned in any manner that may constitute a detriment directly or indirectly to Days Corporation. Acceptance of this will be construed as an agreement of the above.

#	REVISIONS	BY:	DATE:	TITLE	USED ON:
A	Updated Cylinder Bracket	SJ	3/3/11	MAIN SLIDE ASSEMBLY	FOREST RIVER DIESEL
B	Show additional o-ring in creep prevent assembly	SJ	1/26/12		
C	Changed e-cord tube from 3283 to 3471	SJ	2/13/18		
D	Added 4" to outer tubes.	SJ	7/16/19		

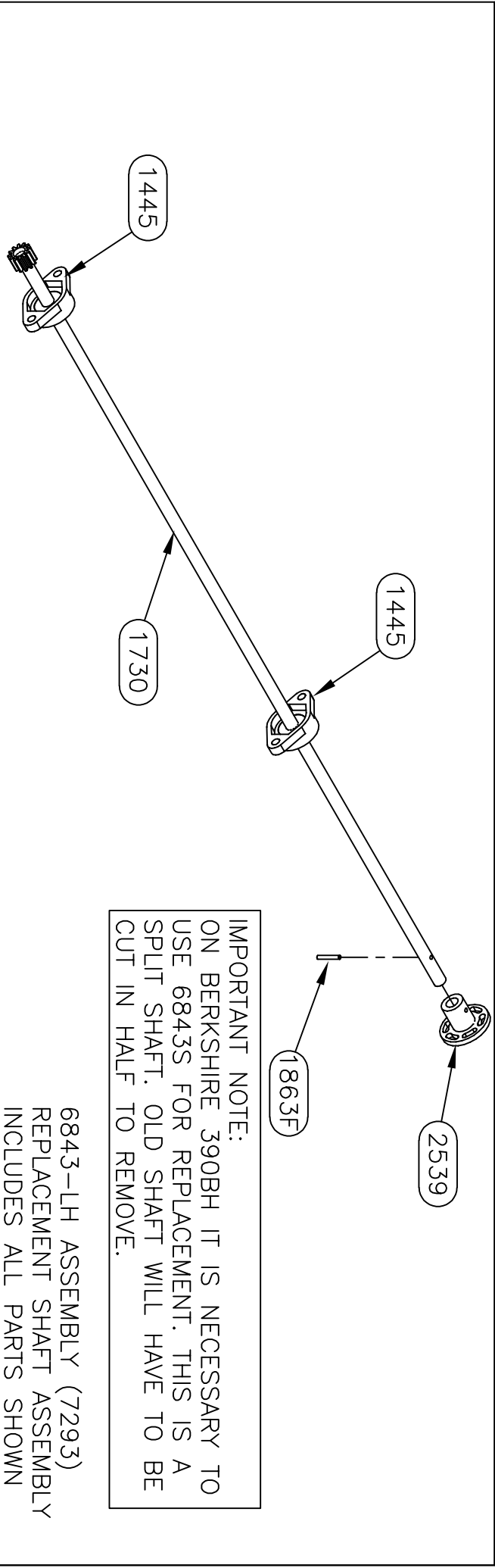
UNLESS OTHERWISE SPECIFIED:	SIZE	SCALE	MATERIAL	PART NAME:
TOLERANCES:	A	1:1		MAIN SLIDE-84" X 32"-FR
.XXX ± 0.010	DRW BY:	3/17/09		PAGE: 2 OF 4
.XX ± 0.010	AP'D BY:			DWG NO.: P7293
.X ± 0.020	DATE:			REV: D
ANG. ± 1/2°				
REMOVE ALL BURRS AND SHARP EDGES .015 MAX				

PART#	DESCRIPTION	QUANTITY
1201	WASHER-1/2 SAE FLAT ZINC	6
2377	PLATE-ROOM MOUNT PLATE-FR DIN	3
2412	BOLT-1/2-13 X 1 1/4 G5 ZINC CARRIAGE	6
3097	NUT-1/2-13 NYLOCK	6





6844-RH ASSEMBLY (7293)
REPLACEMENT SHAFT ASSEMBLY
INCLUDES ALL PARTS SHOWN



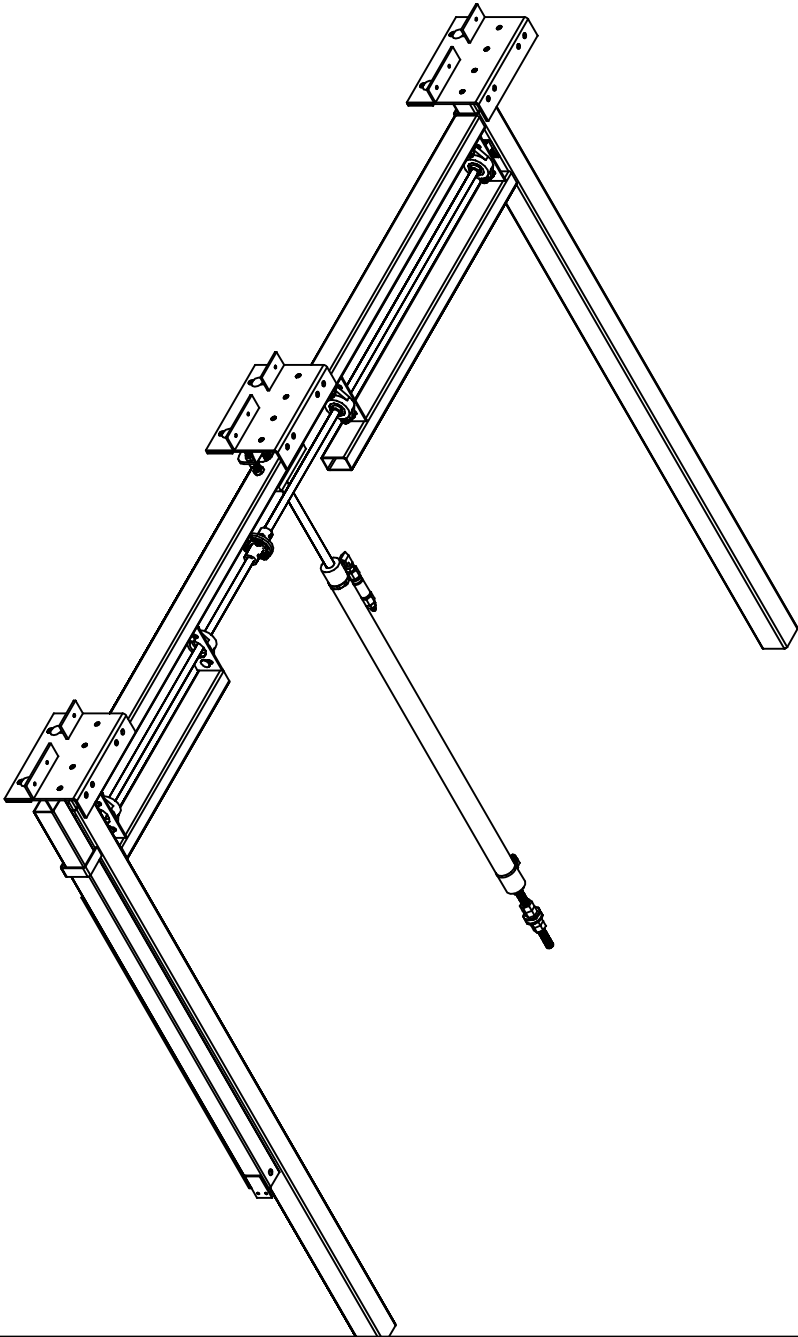
IMPORTANT NOTE:
ON BERKSHIRE 390BH IT IS NECESSARY TO
USE 6843S FOR REPLACEMENT. THIS IS A
SPLIT SHAFT. OLD SHAFT WILL HAVE TO BE
CUT IN HALF TO REMOVE.

6843-LH ASSEMBLY (7293)
REPLACEMENT SHAFT ASSEMBLY
INCLUDES ALL PARTS SHOWN

Equalizer		55169 COUNTRY ROAD 3 ELKHART, IN 46515			
#	REVISIONS	BY:	DATE:	UNLESS OTHERWISE SPECIFIED:	
A	Updated Cylinder Bracket	SJ	3/3/11	TOLERANCES:	
B	Show additional o-ring in creep prevent assembly	SJ	1/26/12	.XXX ± 0.010	
C	Changed e-cord tube from 3283 to 3471	SJ	2/13/18	.X ± 0.020	
D	Added 4" to outer tubes.	SJ	7/16/19	ANG. ± 1/2°	
				REMOVE ALL BURRS AND SHARP EDGES .015 MAX	
TITLE		MAIN SLIDE ASSEMBLY		USED ON:	
SIZE SCALE		1:1		FOREST RIVER DIESEL	
DRW BY:		DATE:		PART NAME:	
SU		3/17/09		MAIN SLIDE-84" X 32"-FR	
PAGE:		DATE:		DWG NO.:	
4 OF 4				7293	
				REV:	
				D	

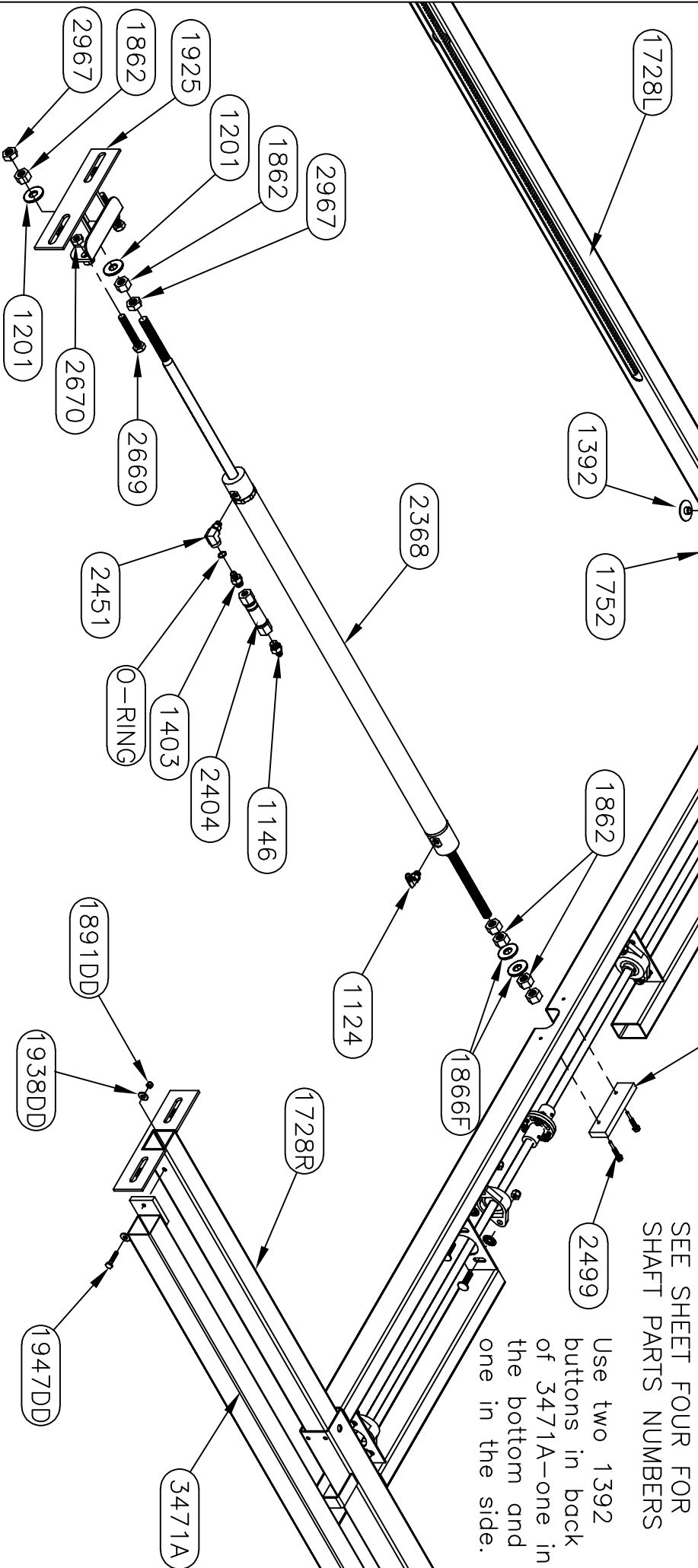
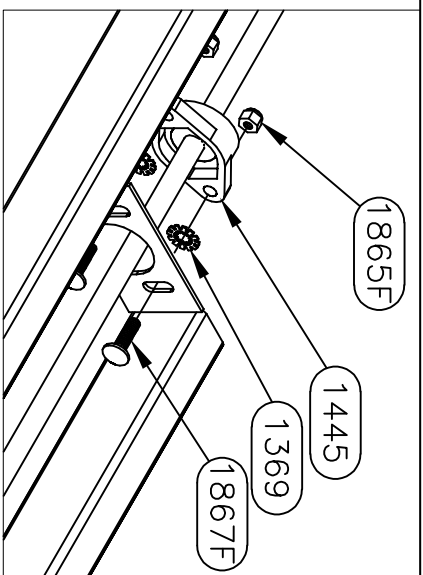
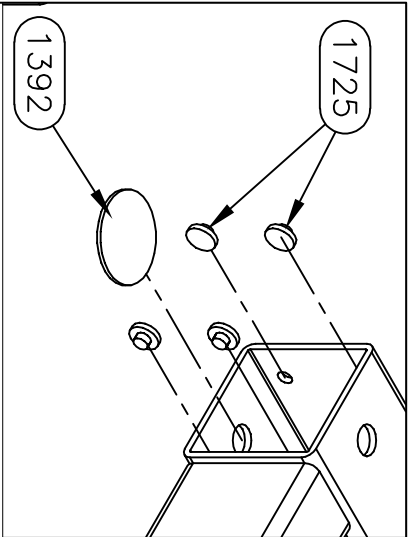
NOTICE - This drawing, including principles of design, is the property of Doye Corporation, Elkhart, Indiana, with the agreement that it is not to be reproduced, copied, or loaned in any manner that may constitute a detriment directly or indirectly to Doye Corporation. Acceptance of this will be construed as an agreement of the above.

7293A PARTS LIST		
PART#	DESCRIPTION	QUAN
1124	FITTING-#4 JIC X #4 OR MALE 90	1
1146	FITTING-#6 OR X #4 JIC ADAPT	1
1369	WASHER-3/8 EXT/INT TOOTH LOCK	8
1392	BUTTON-1.5" UHMW	8
1403	FITTING-RESTRICTOR #6 X #4	1
1445	BEARING-2 BOLT FLANGE	4
1725	BUTTON-1/2" UHMW	8
1728L	TUBE-36" DRIVE LH	1
1728R	TUBE-36" DRIVE RH	1
1730	SHAFT-5/8 X 48 1/8 COLD ROLL	1
1752	BUTTON-3/4" UHMW	4
1862	NUT-5/8-18 GR 2 FHN	6
1863F	PIN-3/16 X 1 1/4 SPRING	2
1865F	NUT-3/8-16 NYLOCK Z	8
1866F	WASHER-5/8 FLAT	4
1867F	BOLT-3/8-16 X 1 1/4 CARRIAGE ZINC	8
1891DD	NUT-1/4-20 NYLOCK	1
1925	BRACKET-CYLINDER MOUNT MAIN	1
1938DD	WASHER 1/4 FLAT	2
1947DD	BOLT-1/4-20 X 1 1/4 HHCS	1
2368	CYLINDER-SLIDE 1 3/8" X 32"	1
2404	VALVE-ANTI CREEP	1
2451	FITTING-#4 FEM X #4 O-RING 90	1
2499	SCREW-1/4 X 1 1/4 TEK	2
2539	COUPLING-5/8" TIMING SHAFT	2
2561	WASHER-5/8 STAR	1
2583X	FRAME-84" MAIN SLIDE FRAME-FR-2021	1
2593	SCREW-1/4-20 X FLANGE	3
2594	NUT-1/4-20 FLANGE	3
2669	BOLT-1/2-13 X 3 TAP GR 5	2
2670	NUT-1/2-13 JAM NUT	2
2778W	GUARD-CYLINDER ROD	1
2853	SHAFT-5/8 X 33 3/8 COLD ROLL	1
2967	NUT-5/8-18 HEX JAM NUT	2
3471A	TUBE-ELECTRIC CORD-2" SQ.-2021	1



Warranty authorization must come directly from Equalizer Systems. (800) 846-9659.

<div> <div>55169 COUNTRY ROAD 3</div> <div>ELKHART, IN 46515</div> </div>		#	REVISIONS		BY:	DATE:	UNLESS OTHERWISE SPECIFIED:		TITLE	USED ON:	
<i>Equalizer</i>							TOLERANCES:		MAIN SLIDE ASSEMBLY	FOREST RIVER DIESEL	
NOTICE - This drawing, including principles of design, is the property of Days Corporation, Elkhart, Indiana, with the agreement that it is not to be reproduced, copied, or loaned in any manner that may constitute a detriment directly or indirectly to Days Corporation. Acceptance of this will be construed as an agreement of the above.							.XXX ± 0.010		SIZE SCALE		
							.XX ± 0.010		A 1: 1		
							.X ± 0.030		DRW BY:		
							ANG. ± 1/2"		DATE:		
							REMOVE ALL BURRS AND SHARP EDGES .015 MAX		1/15/20		
							APPROD BY DATE:		PART NAME:		
							—		MAIN SLIDE-84" X 32"-FR-2021		
									PAGE:		
									1 OF 4		
									DWG NO.:		
									P7293A		
									REV:		
									—		



SEE SHEET FOUR FOR
SHAFT PARTS NUMBERS

Use two 1392
buttons in back
of 3471A—one in
the bottom and
one in the side.

Equalizer

55169 COUNTRY ROAD 3
ELKHART, IN 46515

REVISIONS

BY:

DATE:

UNLESS OTHERWISE
SPECIFIED:
TOLERANCES:
XXX ± 0.010
XX ± 0.010
X ± 0.030
ANG. ± 1/2°
REMOVE ALL BURRS AND
SHARP EDGES .015 MAX

TITLE
MAIN SLIDE ASSEMBLY

USED ON:
FOREST RIVER DIESEL

SIZE SCALE MATERIAL

A 1:1

DRW BY: SU

DATE: 1/15/20

AP'D BY: —

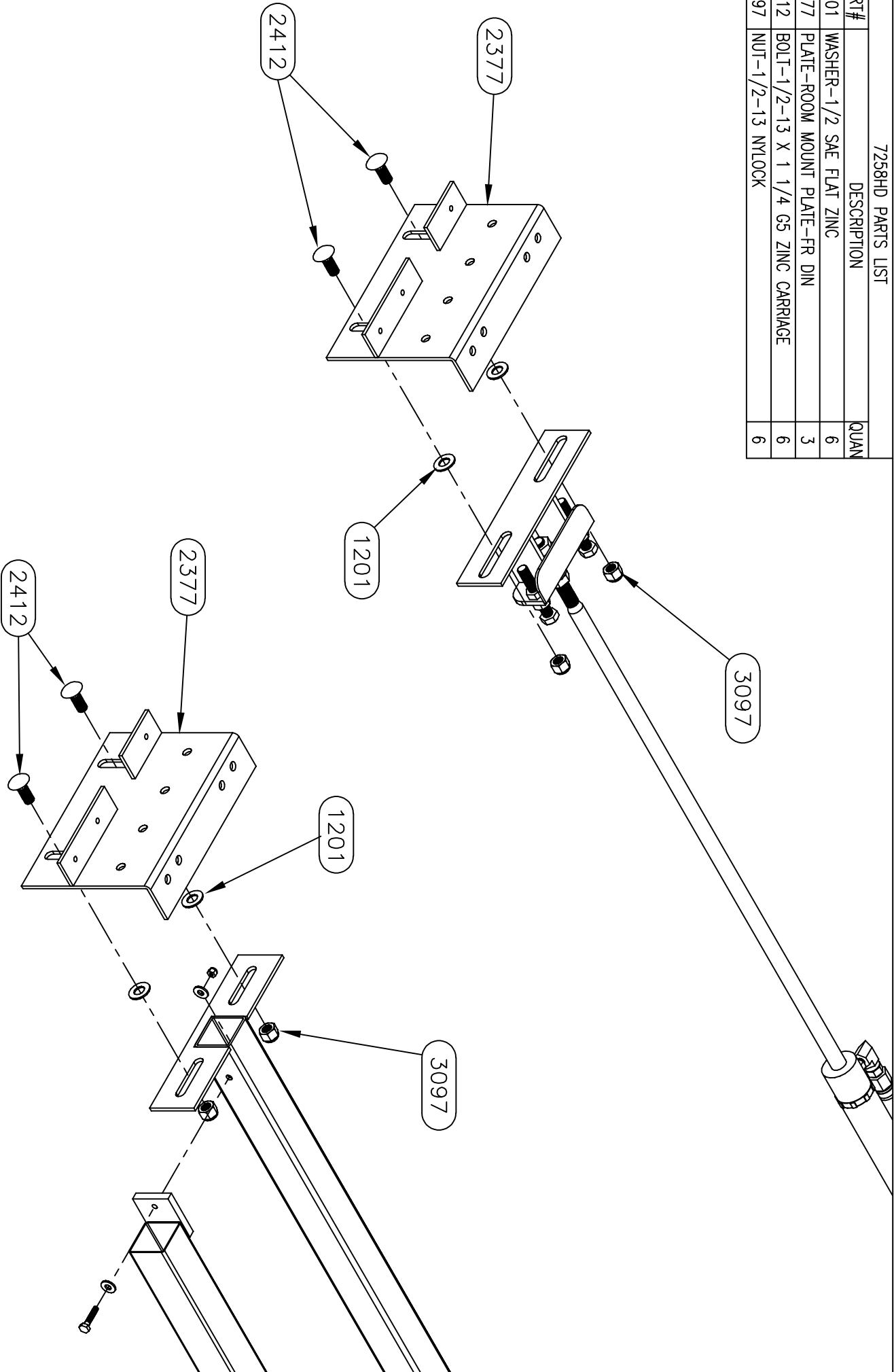
DATE: —

PAGE: 2 OF 4

REV: —

NOTICE - This drawing, including principles of design, is the property of Doye Corporation, Elkhart, Indiana, with the agreement that it is not to be reproduced, copied, or loaned in any manner that may constitute a detriment directly or indirectly to Doye Corporation. Acceptance of this will be construed as an agreement of the above.

7258HD PARTS LIST		
PART#	DESCRIPTION	QUAN
1201	WASHER-1/2 SAE FLAT ZINC	6
2377	PLATE-ROOM MOUNT PLATE-FR DIN	3
2412	BOLT-1/2-13 X 1 1/4 G5 ZINC CARRIAGE	6
3097	NUT-1/2-13 NYLOCK	6



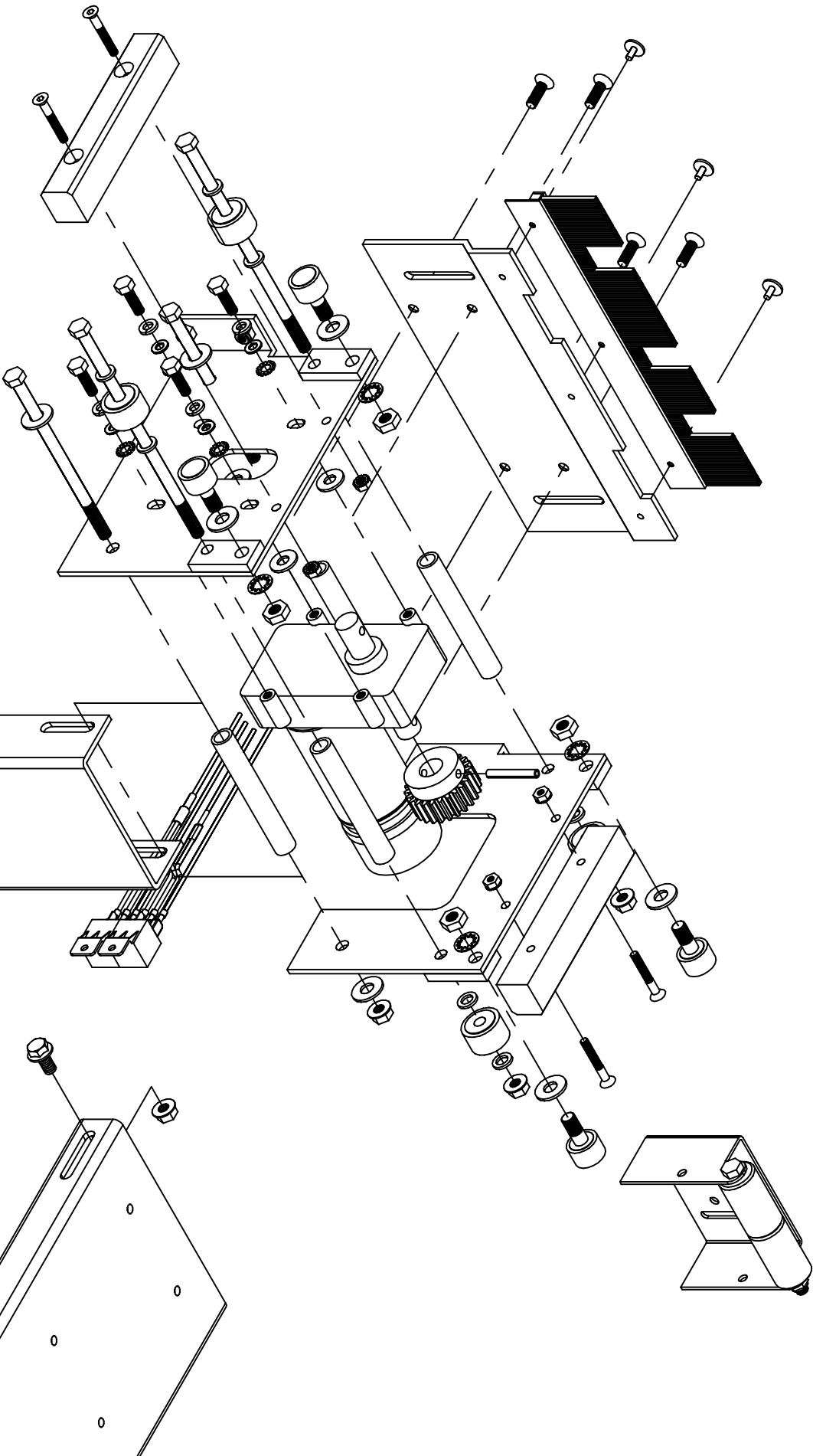
Equalizer			55169 COUNTRY ROAD 3			#			REVISIONS			BY:			DATE:			UNLESS OTHERWISE SPECIFIED:			TITLE			USED ON:		
ELKHART, IN 46515																		TOLERANCES:			MAIN SLIDE ASSEMBLY			FOREST RIVER DIESEL		
																		.XXX ± 0.010			SIZE SCALE MATERIAL					
																		.XX ± 0.010			A 1: 1					
																		.X ± 0.030			DRW BY: 1/15/20			PART NAME:		
																		ANG. ± 1/2"			SU			MAIN SLIDE-84" X 32"-FR-2021		
																		REMOVE ALL BURRS AND SHARP EDGES .015 MAX			AP'D BY DATE:			PAGE: 3 OF 4		
																								DWG NO.: P72293A		
																								REV:		

NOTICE - This drawing, including principles of design, is the property of Doye Corporation, Elkhart, Indiana, with the agreement that it is not to be reproduced, copied, or loaned in any manner that may constitute a detriment directly or indirectly to Doye Corporation. Acceptance of this will be construed as an agreement of the above.



IMPORTANT NOTE:
ON BERKSHIRE 390BH IT IS NECESSARY TO
USE 6843S FOR REPLACEMENT. THIS IS A
SPLIT SHAFT. OLD SHAFT WILL HAVE TO BE
CUT IN HALF TO REMOVE.

4	OF 4	P7293A	-
---	------	--------	---

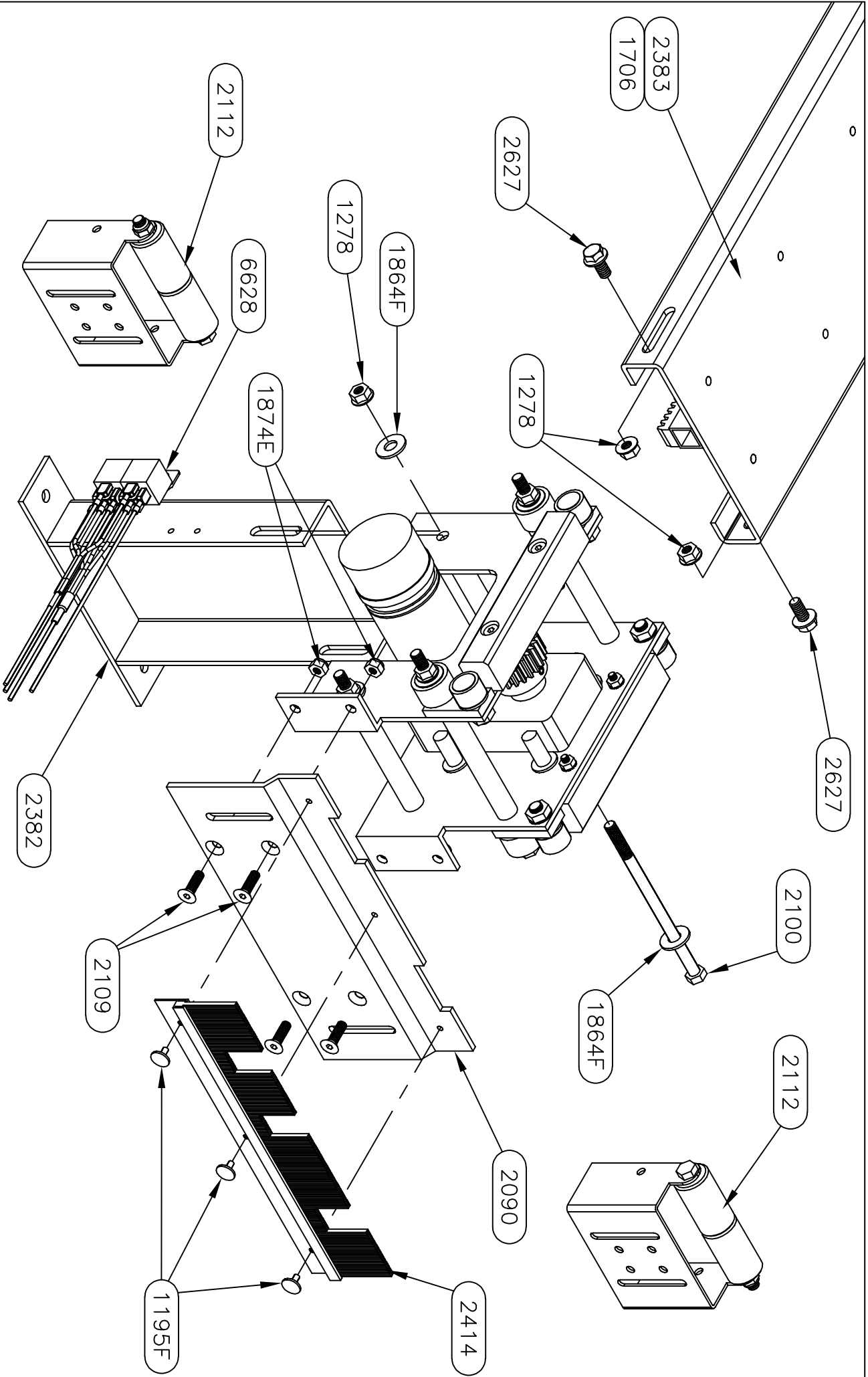


Equalizer

55169 COUNTY ROAD 3
ELKHART, IN 46515

NOTICE - This drawing, including principles of design, is the property of Doye Corporation, Elkhart, Indiana, with the agreement that it is not to be reproduced, copied, or loaned in any manner that may constitute a detriment directly or indirectly to Doye Corporation. Acceptance of this will be construed as an agreement of the above.

#	REVISIONS	BY:	DATE:	TITLE	USED ON:
A	ADDED PART NUMBERS TO VIEWS	SJ	7/25/11	BED SLIDE ASSEMBLY	FOREST RIVER DIESEL
B	UPDATED STOP BOLTS AND ROLLER WASHERS	SJ	1/18/16		
C	Added note on relay pack.	SJ	2/23/18		
D	Removed gear rack and non-inv washers from list.	SJ	7/23/19		
UNLESS OTHERWISE SPECIFIED:				SIZE SCALE	MATERIAL
TOLERANCES:				A 1:1	
.XXX ± 0.010				DRW BY:	DATE:
.XX ± 0.010				SJ	3/20/09
.X ± 0.030				AP'D BY	DATE:
ANG. ± 1/2"					
REMOVE ALL BURRS AND SHARP EDGES .015 MAX				PAGE:	2 OF 5
				PWG NO.:	P 7343
				REV:	D
				PART NAME:	ELECTRIC BED SLIDE-FR

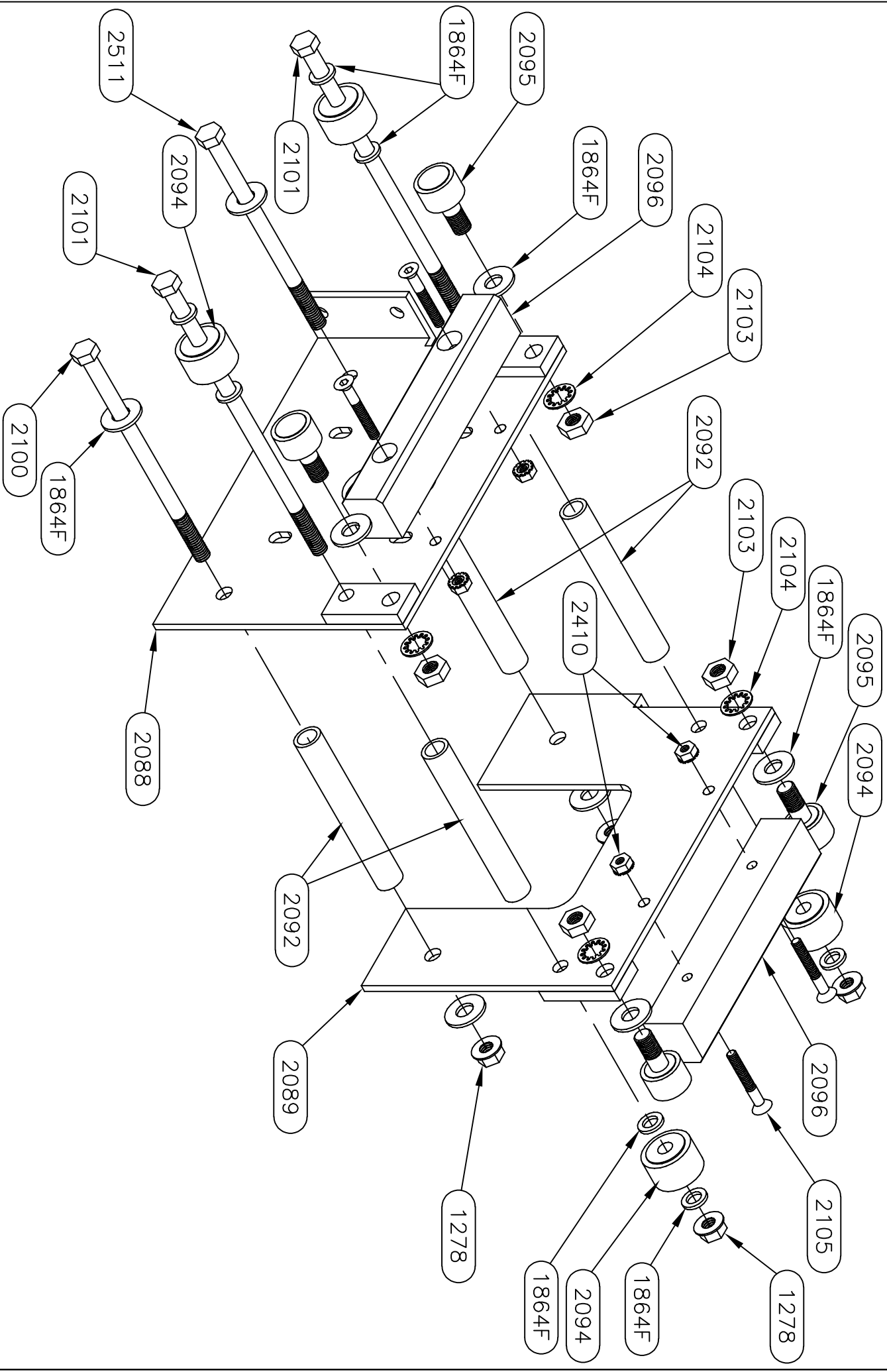


Equalizer

55169 COUNTRY ROAD 3
ELKHART, IN 46515

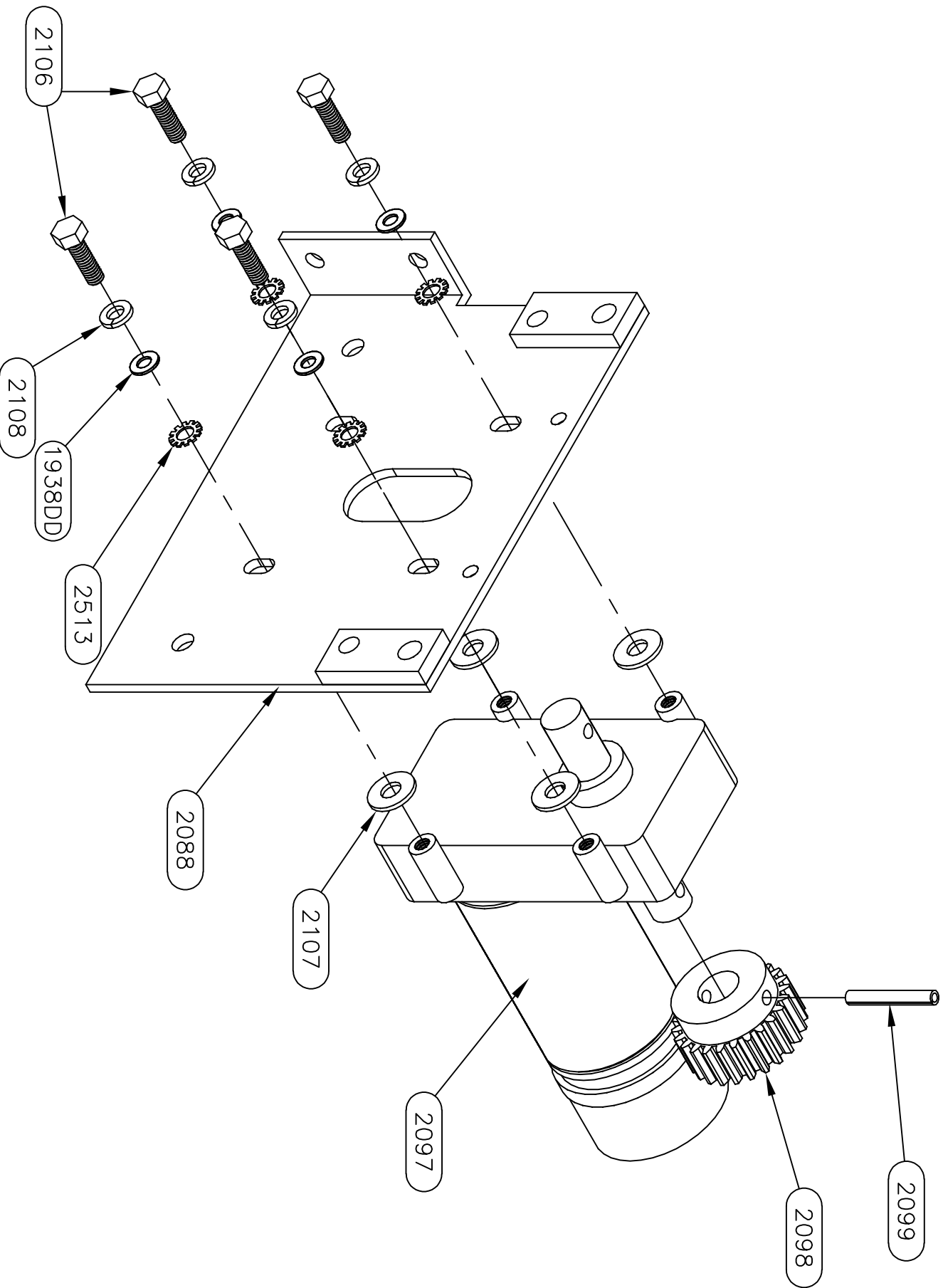
NOTICE - This drawing, including principles of design, is the property of Doye Corporation, Elkhart, Indiana, with the agreement that it is not to be reproduced, copied, or loaned in any manner that may constitute a detriment directly or indirectly to Doye Corporation. Acceptance of this will be construed as an agreement of the above.

#	REVISIONS	BY:	DATE:	TITLE	USED ON:
A	ADDED PART NUMBERS TO VIEWS	SJ	7/25/11	BED SLIDE ASSEMBLY	FOREST RIVER DIESEL
B	UPDATED STOP BOLTS AND ROLLER WASHERS	SJ	1/18/16		
C	Added note on relay pack.	SJ	2/23/18		
UNLESS OTHERWISE SPECIFIED:				SIZE SCALE	MATERIAL
TOLERANCES:				A 1:1	
.XXX ± 0.010				DRW BY:	DATE:
.XX ± 0.020				SJ	3/20/09
.X ± 1/2"				PAGE:	3 OF 5
REMOVE ALL BURRS AND SHARP EDGES .015 MAX				REV:	C
				PART NAME: ELECTRIC BED SLIDE-FR	
				DWG NO.: 7343	



Equalizer		55169 COUNTRY ROAD 3 ELKHART, IN 46515			
#	REVISIONS	BY:	DATE:	TITLE	
A	ADDED PART NUMBERS TO VIEWS	SJ	7/25/11	BED SLIDE ASSEMBLY	
B	UPDATED STOP BOLTS AND ROLLER WASHERS	SJ	1/18/16	FOREST RIVER DIESEL	
C	Added note on relay pack.	SJ	2/23/18		
D	Removed gear rock and non-inv washers from list.	SJ	7/23/19		
UNLESS OTHERWISE SPECIFIED:				SIZE	MATERIAL
TOLERANCES:				1:	1
.XXX ± 0.010				DRW BY:	DATE:
.XX ± 0.010				SJ	3/20/09
.X ± 0.020				AP'D BY	DATE:
ANG. ± 1/2°					
REMOVE ALL BURRS AND SHARP EDGES .015 MAX				PAGE:	REV:
				4 OF 5	D

NOTICE - This drawing, including principles of design, is the property of Doye Corporation, Elkhart, Indiana, with the agreement that it is not to be reproduced, copied, or loaned in any manner that may constitute a detriment directly or indirectly to Doye Corporation. Acceptance of this will be construed as an agreement of the above.



Equalizer

55169 COUNTRY ROAD 3
ELKHART, IN 46515

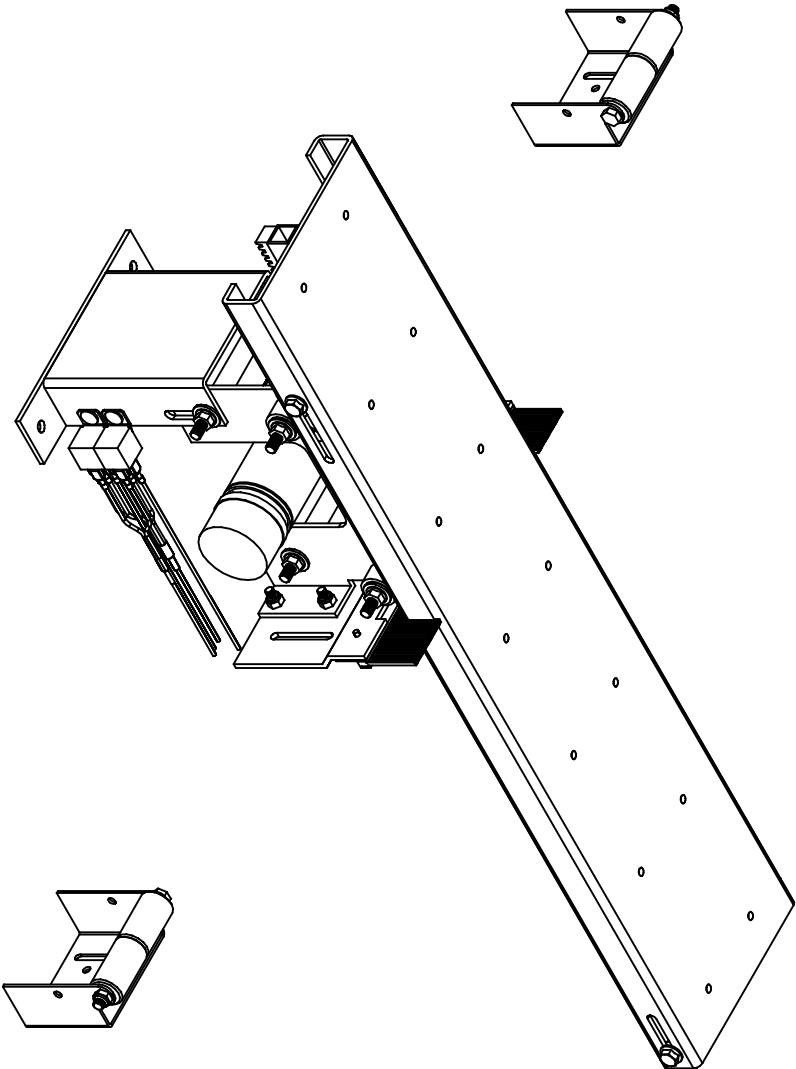
NOTICE - This drawing, including principles of design, is the property of Doye Corporation, Elkhart, Indiana, with the agreement that it is not to be reproduced, copied, or loaned in any manner that may constitute a detriment directly or indirectly to Doye Corporation. Acceptance of this will be construed as an agreement of the above.

#	REVISIONS	BY:	DATE:
A	ADDED PART NUMBERS TO VIEWS	SJ	7/25/11
B	UPDATED STOP BOLTS AND ROLLER WASHERS	SJ	1/18/16
C	Added note on relay pack.	SJ	2/23/18
D	Removed gear rock and non-inv washers from list.	SJ	7/23/19

UNLESS OTHERWISE SPECIFIED:
TOLERANCES:
.XX ± 0.010
.X ± 0.030
ANG. ± 1/2°
REMOVE ALL BURRS AND SHARP EDGES .015 MAX

TITLE	USED ON:
BED SLIDE ASSEMBLY	FOREST RIVER DIESEL
SIZE SCALE MATERIAL	
A 1:1	
DRW BY: DATE:	PART NAME:
SJ 3/20/09	ELECTRIC BED SLIDE-FR
PAGE: 5 OF 5	DWG NO.: 7343
REV: D	

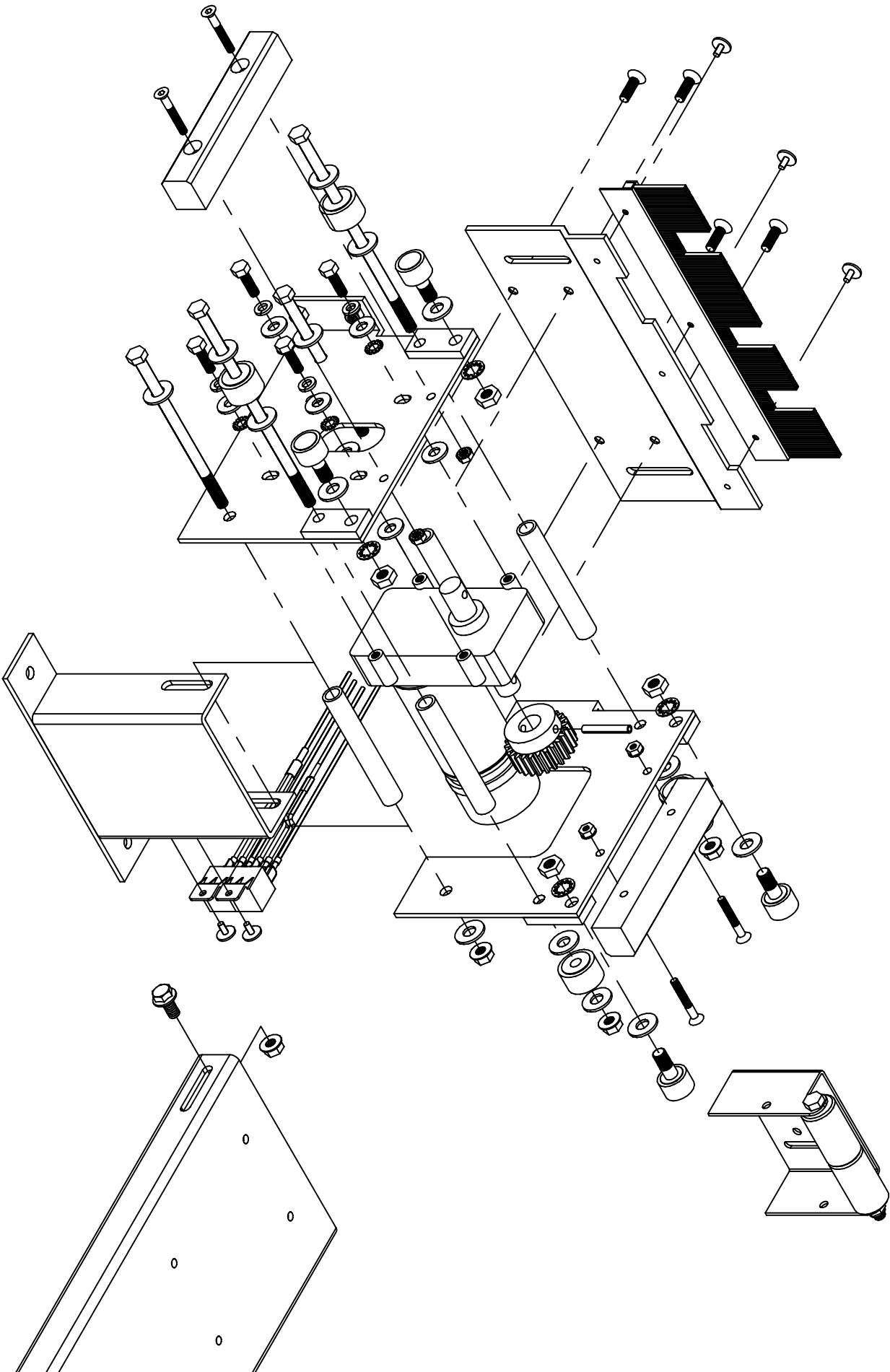
7343B PARTS LIST		
PART#	DESCRIPTION	QUAN
1195F	RIVET-POP ALUMINUM	3
1278	NUT-3/8 FLANGE	8
1864F	WASHER-3/8 USS FLAT 2	16
1874E	NUT-5/16 NYLOCK	4
1938DD	WASHER-1/4 FLAT	4
2088	PLATE-BED SLIDE DRIVER SIDE PLATE	1
2089	PLATE-BED SLIDE SIDE PLATE	1
2090	PLATE-BED SLIDE FRONT PLATE	1
2092	SPACER-BED SLIDE SIDE PLATE	4
2094	ROLLER-1 1/4" YOKE STYLE ROLLER	4
2095	ROLLER-1" STUD STYLE ROLLER	4
2096	WEAR PAD-UHMW SIDE BLOCK	2
2097	MOTOR-26 RPM MOTOR/GEARBOX	1
2098	GEAR-12 PITCH 24 TOOTH SPUR GEAR	1
2099	PIN-1/4 X 1 3/4 SPRING PIN	1
2100	BOLT-3/8-16 X 6 1/2 GR 5 HHCS	1
2101	BOLT-3/8-16 X 8 1/2 GR 5 HHCS	2
2103	NUT-7/16-20 JAM	4
2104	WASHER-7/16 INTERNAL TOOTH	4
2105	SCREW-1/4-20 X 1 3/4 FHCS	4
2106	SCREW-5/16-18 X HHCS GR 5	4
2107	WASHER-5/16 FLAT	4
2108	WASHER-5/16 LOCK	4
2109	SCREW-5/16-18 X 1 FHCS	4
2112	ROLLER-ELEC ROOM SLIDE ROLLERS	2
2382B	PLATE-BED SLIDE REAR MOUNT-FRB	1
2383	PLATE-BED SLIDE 36" CARRIER PLATE	1
2410	NUT-1/4-20 K LOCK	4
2414	BRUSH-BED SLIDE	1
2511	BOLT-3/8-16 X 6 HHCS GR 5	1
2513	WASHER-5/16 EXTERNAL TOOTH LOCK	4
2627	BOLT-3/8-16 X 3/4 FLANGE	4
6628	HARNES, ELECTRIC BED SLIDE RELAY PACK	1



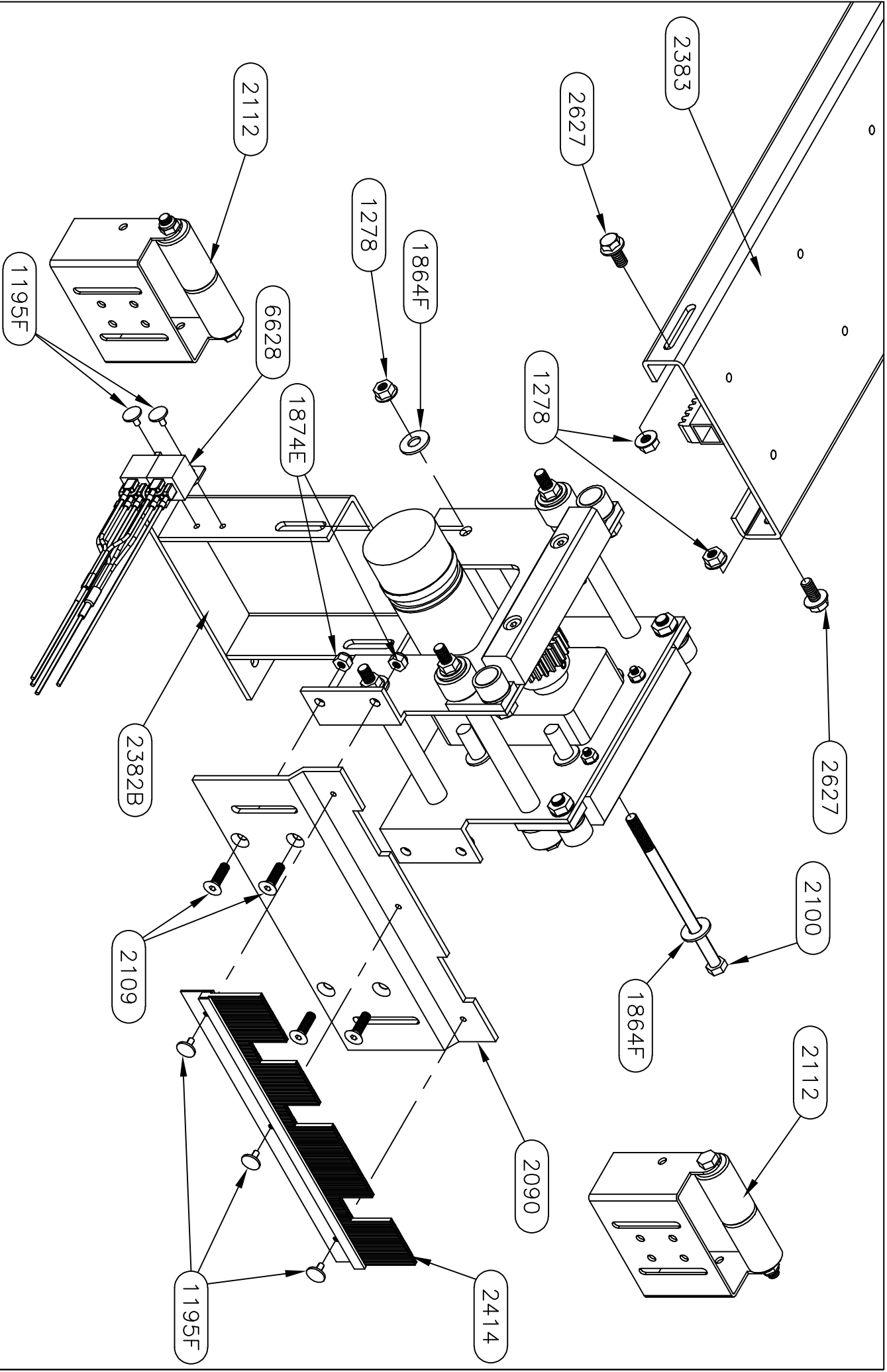
*In late 2016 the relay pack was removed from this assembly as Forest River began supplying their own control.

Warranty authorization must come directly from Equalizer Systems. (800) 846-9659.

<div>Equalizer</div>		55169 COUNTRY ROAD 3 ELKHART, IN 46515																																																																																																																																																																																																																																																																																																																																																																																																																																																																																																																																																																																																																																																																																																																																																																																																																																																																																																																																																																																																																																																																																																																																																																																																																									
----------------------	--	---	--	--	--	--	--	--	--	--	--	--	--	--	--	--	--	--	--	--	--	--	--	--	--	--	--	--	--	--	--	--	--	--	--	--	--	--	--	--	--	--	--	--	--	--	--	--	--	--	--	--	--	--	--	--	--	--	--	--	--	--	--	--	--	--	--	--	--	--	--	--	--	--	--	--	--	--	--	--	--	--	--	--	--	--	--	--	--	--	--	--	--	--	--	--	--	--	--	--	--	--	--	--	--	--	--	--	--	--	--	--	--	--	--	--	--	--	--	--	--	--	--	--	--	--	--	--	--	--	--	--	--	--	--	--	--	--	--	--	--	--	--	--	--	--	--	--	--	--	--	--	--	--	--	--	--	--	--	--	--	--	--	--	--	--	--	--	--	--	--	--	--	--	--	--	--	--	--	--	--	--	--	--	--	--	--	--	--	--	--	--	--	--	--	--	--	--	--	--	--	--	--	--	--	--	--	--	--	--	--	--	--	--	--	--	--	--	--	--	--	--	--	--	--	--	--	--	--	--	--	--	--	--	--	--	--	--	--	--	--	--	--	--	--	--	--	--	--	--	--	--	--	--	--	--	--	--	--	--	--	--	--	--	--	--	--	--	--	--	--	--	--	--	--	--	--	--	--	--	--	--	--	--	--	--	--	--	--	--	--	--	--	--	--	--	--	--	--	--	--	--	--	--	--	--	--	--	--	--	--	--	--	--	--	--	--	--	--	--	--	--	--	--	--	--	--	--	--	--	--	--	--	--	--	--	--	--	--	--	--	--	--	--	--	--	--	--	--	--	--	--	--	--	--	--	--	--	--	--	--	--	--	--	--	--	--	--	--	--	--	--	--	--	--	--	--	--	--	--	--	--	--	--	--	--	--	--	--	--	--	--	--	--	--	--	--	--	--	--	--	--	--	--	--	--	--	--	--	--	--	--	--	--	--	--	--	--	--	--	--	--	--	--	--	--	--	--	--	--	--	--	--	--	--	--	--	--	--	--	--	--	--	--	--	--	--	--	--	--	--	--	--	--	--	--	--	--	--	--	--	--	--	--	--	--	--	--	--	--	--	--	--	--	--	--	--	--	--	--	--	--	--	--	--	--	--	--	--	--	--	--	--	--	--	--	--	--	--	--	--	--	--	--	--	--	--	--	--	--	--	--	--	--	--	--	--	--	--	--	--	--	--	--	--	--	--	--	--	--	--	--	--	--	--	--	--	--	--	--	--	--	--	--	--	--	--	--	--	--	--	--	--	--	--	--	--	--	--	--	--	--	--	--	--	--	--	--	--	--	--	--	--	--	--	--	--	--	--	--	--	--	--	--	--	--	--	--	--	--	--	--	--	--	--	--	--	--	--	--	--	--	--	--	--	--	--	--	--	--	--	--	--	--	--	--	--	--	--	--	--	--	--	--	--	--	--	--	--	--	--	--	--	--	--	--	--	--	--	--	--	--	--	--	--	--	--	--	--	--	--	--	--	--	--	--	--	--	--	--	--	--	--	--	--	--	--	--	--	--	--	--	--	--	--	--	--	--	--	--	--	--	--	--	--	--	--	--	--	--	--	--	--	--	--	--	--	--	--	--	--	--	--	--	--	--	--	--	--	--	--	--	--	--	--	--	--	--	--	--	--	--	--	--	--	--	--	--	--	--	--	--	--	--	--	--	--	--	--	--	--	--	--	--	--	--	--	--	--	--	--	--	--	--	--	--	--	--	--	--	--	--	--	--	--	--	--	--	--	--	--	--	--	--	--	--	--	--	--	--	--	--	--	--	--	--	--	--	--	--	--	--	--	--	--	--	--	--	--	--	--	--	--	--	--	--	--	--	--	--	--	--	--	--	--	--	--	--	--	--	--	--	--	--	--	--	--	--	--	--	--	--	--	--	--	--	--	--	--	--	--	--	--	--	--	--	--	--	--	--	--	--	--	--	--	--	--	--	--	--	--	--	--	--	--	--	--	--	--	--	--	--	--	--	--	--	--	--	--	--	--	--	--	--	--	--	--	--	--	--	--	--	--	--	--	--	--	--	--	--	--	--	--	--	--	--	--	--	--	--	--	--	--	--	--	--	--	--	--	--	--	--	--	--	--	--	--	--	--	--	--	--	--	--	--	--	--	--	--	--	--	--	--	--	--	--	--	--	--	--	--	--	--	--	--	--	--	--	--	--	--	--	--	--	--	--	--	--	--	--	--	--	--	--	--	--	--	--	--	--	--	--	--	--	--	--	--	--	--	--	--	--	--	--	--	--	--	--	--	--	--	--	--	--	--	--	--	--	--	--	--	--	--	--	--	--	--	--	--	--	--	--	--	--	--	--	--	--	--	--	--	--	--	--	--	--	--	--	--	--	--	--	--	--	--	--	--	--	--	--	--	--	--	--	--	--	--	--	--	--	--	--	--	--	--	--	--	--	--	--	--	--	--	--	--	--	--	--	--	--	--	--	--	--	--	--	--	--	--	--	--	--	--	--	--	--	--	--	--	--	--	--	--	--	--	--	--	--	--	--	--	--	--	--	--	--	--	--	--	--	--	--	--	--	--	--	--	--	--	--	--	--	--	--	--	--	--	--	--	--	--	--	--	--	--	--	--	--	--	--	--	--	--	--	--	--	--	--	--	--	--	--	--	--	--	--	--	--	--	--	--	--	--	--	--	--	--	--	--



Equalizer		55169 COUNTY ROAD 3 ELKHART, IN 46515		#	
NOTICE - This drawing, including principles of design, is the property of Doye Corporation, Elkhart, Indiana, with the agreement that it is not to be reproduced, copied, or loaned in any manner that may constitute a detriment directly or indirectly to Doye Corporation. Acceptance of this will be construed as an agreement of the above.		A		REVISED	
		B		ADDED PART NUMBERS TO VIEWS	
				GENERAL UPDATE	
				BY: SU	
				DATE: 7/25/11	
				7/23/19	
				UNLESS OTHERWISE SPECIFIED:	
				TOLERANCES:	
				.XXX ± 0.010	
				.XX ± 0.030	
				.X ± 1/2"	
				ANG. ± 1/2°	
				REMOVE ALL BURRS AND SHARP EDGES .015 MAX	
				TITLE: BED SLIDE ASSEMBLY	
				USED ON: FOREST RIVER DIESEL	
				SIZE SCALE: MATERIAL	
				A 1:1	
				DRW BY: SU	
				DATE: 3/20/09	
				PART NAME: ELECTRIC BED SLIDE-FRB	
				PAGE: 2 OF 5	
				DWG NO.: P7343B	
				REV: B	



Equalizer

55169 COUNTRY ROAD 3
ELKHART, IN 46515

NOTICE - This drawing, including principles of design, is the property of Doye Corporation, Elkhart, Indiana, with the agreement that it is not to be reproduced, copied, or loaned in any manner that may constitute a detriment directly or indirectly to Doye Corporation. Acceptance of this will be construed as an agreement of the above.

#		REVISIONS		BY:		DATE:		TITLE		USED ON:	
A		ADDED PART NUMBERS TO VIEWS		SU		7/25/11		BED SLIDE ASSEMBLY		FOREST RIVER DIESEL	
B		GENERAL UPDATE		SU		7/23/19		SIZE SCALE MATERIAL		PART NAME:	
								A 1: 1		DATE:	
								SU		3/20/09	
								APD BY DATE:		ELECTRIC BED SLIDE-FRB	
										PAGE: 3 OF 5	
										DWG NO.: P7343B	
										REV: B	

UNLESS OTHERWISE SPECIFIED:

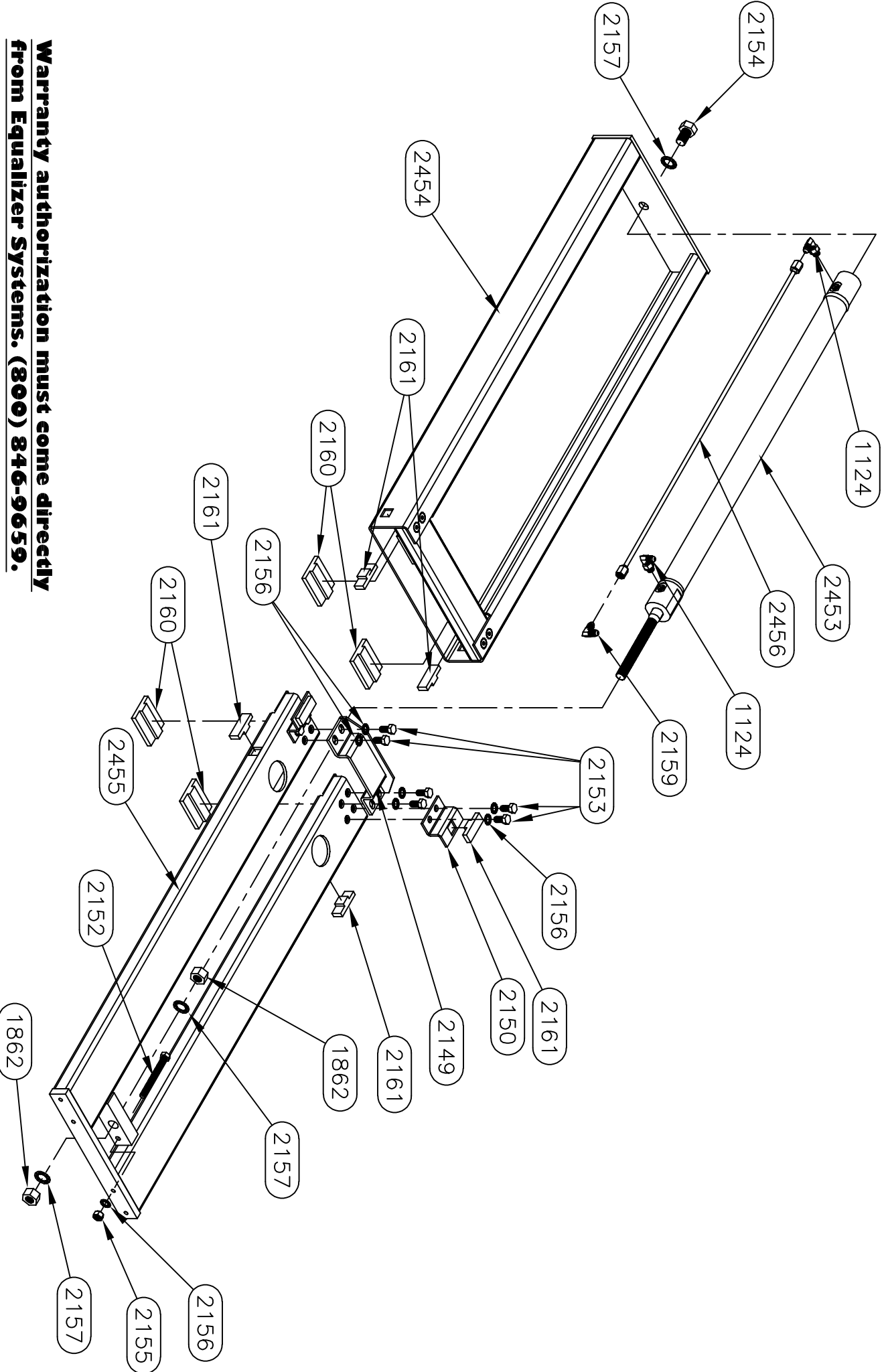
TOLERANCES:

.XXX ± 0.010

.XX ± 0.030

.X ANG. ± 1/2°

REMOVE ALL BURRS AND SHARP EDGES .015 MAX

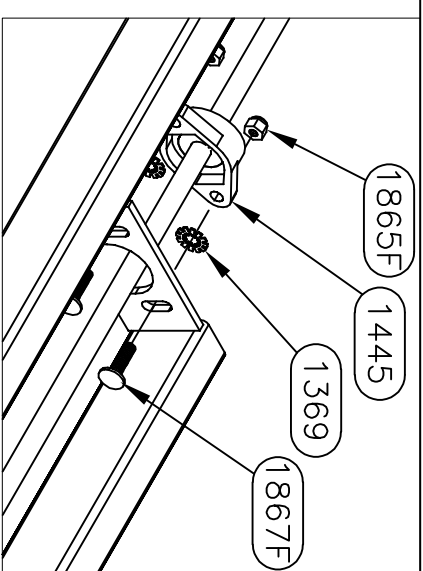
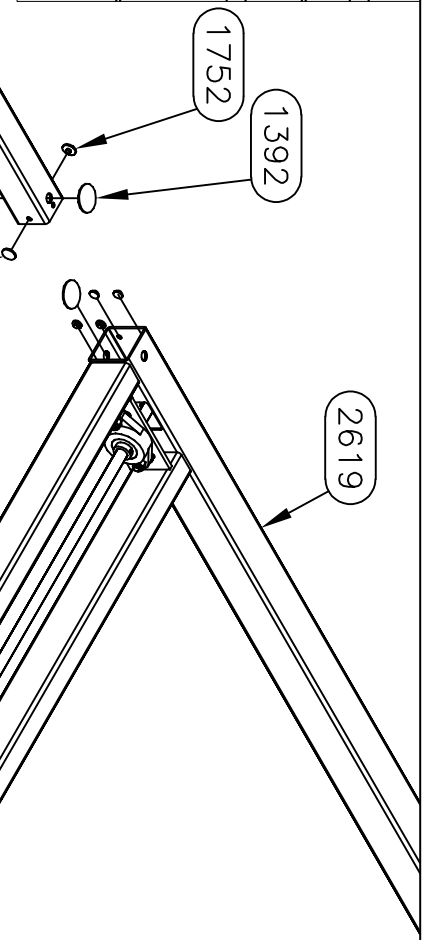
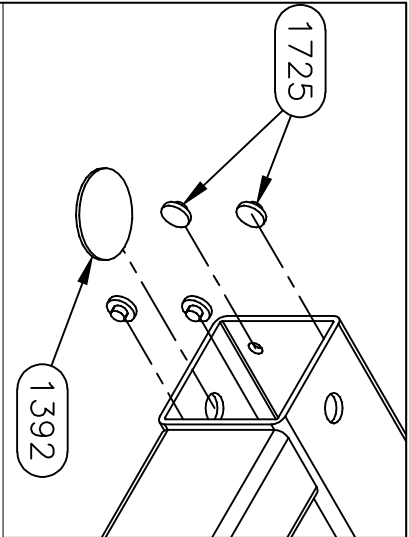


Warranty authorization must come directly from Equalizer Systems. (800) 846-9659.

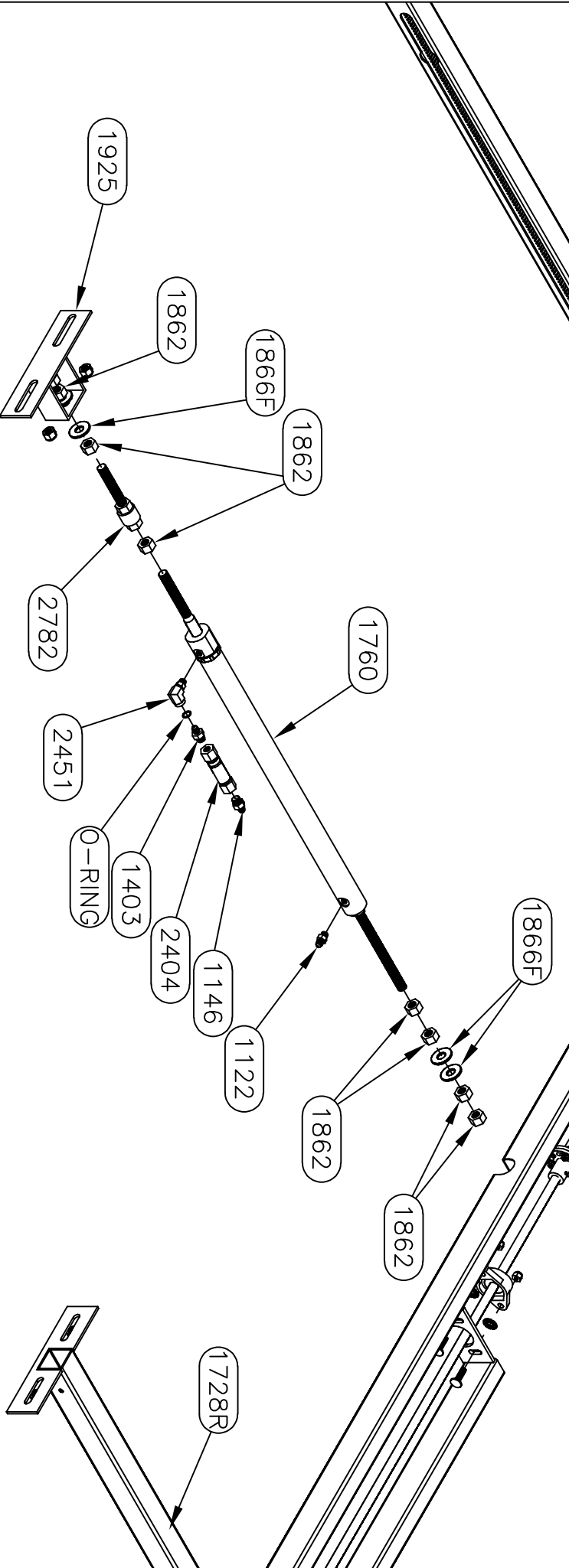
Equalizer
55169 COUNTRY ROAD 3
ELKHART, IN 46515

NOTICE - This drawing, including principles of design, is the property of Dows Corporation, Elkhart, Indiana, with the agreement that it is not to be reproduced, copied, or loaned in any manner that may constitute a detriment directly or indirectly to Dows Corporation. Acceptance of this will be construed as an agreement of the above.

#		REVISIONS		BY:	DATE:	UNLESS OTHERWISE SPECIFIED:		TITLE		USED ON:	
						TOLERANCES:		MAIN SLIDE ASSEMBLY		ABOVE FLOOR SLIDES	
						XXX ± 0.010		SIZE SCALE MATERIAL			
						XX ± 0.010		A 1: 1			
						X ± 0.030		DRW BY: SU		PART NAME:	
						ANG. ± 1/2"		DATE: 6/5/17		SLIDE ASSBLY 24" FW	
						REMOVE ALL BURRS AND SHARP EDGES .015 MAX		AP'D BY: DATE:		PAGE: 2 OF 2	
										DWG. NO.: P7369	
										REV:	



SEE SHEET FOUR FOR
SHAFT PARTS NUMBERS



Equalizer

55169 COUNTRY ROAD 3
ELKHART, IN 46515

#	REVISIONS	BY:	DATE:
A	Updated shaft and tube numbers	SJ	7/23/19

UNLESS OTHERWISE
SPECIFIED:
TOLERANCES:
.XXX ± 0.010
.XX ± 0.030
.X ± 1/2"

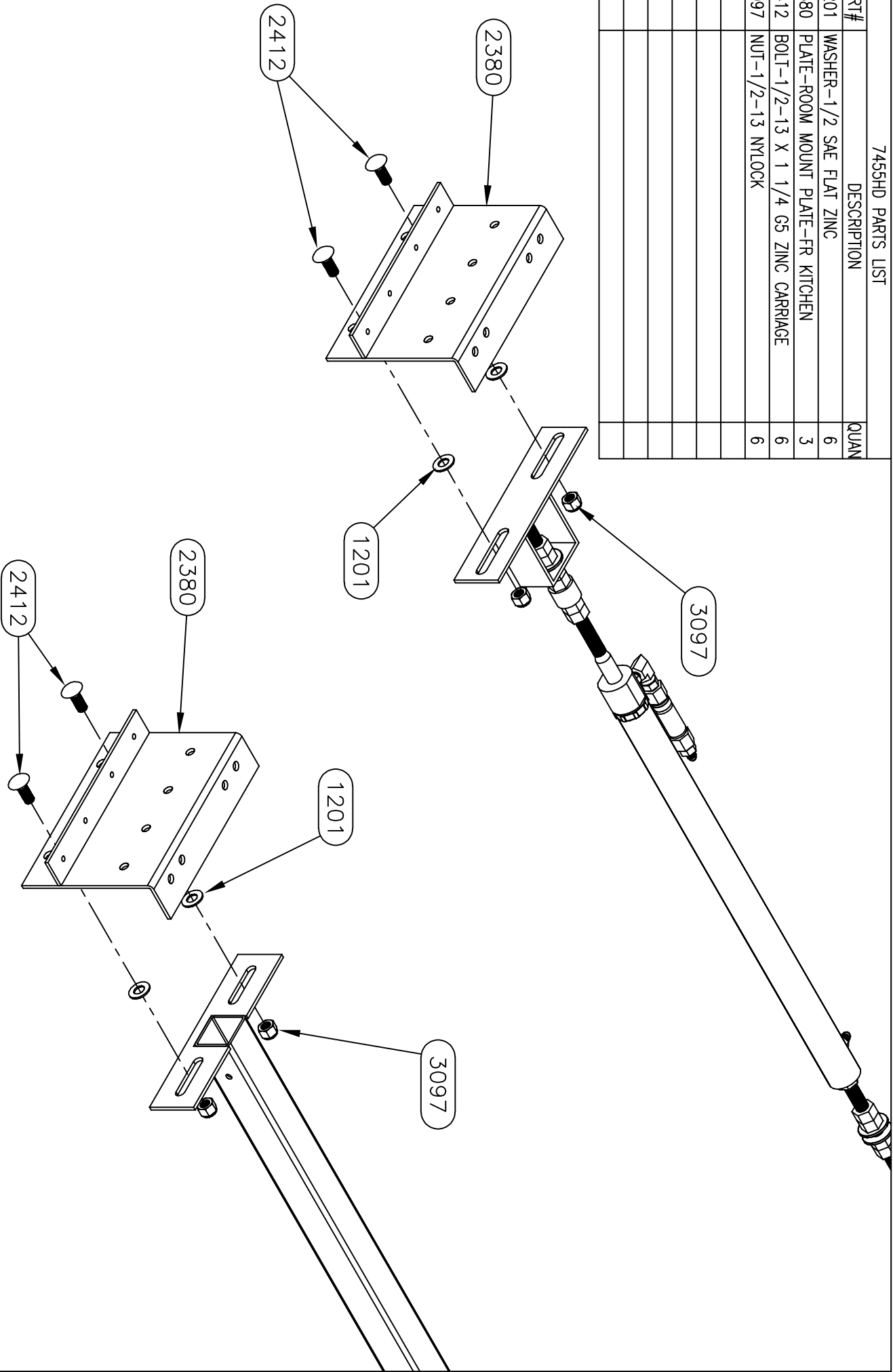
TITLE	USED ON:
MAIN SLIDE ASSEMBLY	FOREST RIVER DIESEL

NOTICE - This drawing, including principles of design, is the property of Doye Corporation, Elkhart, Indiana, with the agreement that it is not to be reproduced, copied, or loaned in any manner that may constitute a detriment directly or indirectly to Doye Corporation. Acceptance of this will be construed as an agreement of the above.

SIZE SCALE	DATE:	PART NAME:	REV:
A 1: 1	3/17/09	MAIN SLIDE-96" X 20" FR	A
DRW BY: SU	DATE:	PAGE: 2 OF 4	
AP'D BY: -	DATE:	DWG NO.: P7455	

7455HD PARTS LIST

PART#	DESCRIPTION	QUAN
1201	WASHER-1/2 SAE FLAT ZINC	6
2380	PLATE-ROOM MOUNT PLATE-FR KITCHEN	3
2412	BOLT-1/2-13 X 1 1/4 G5 ZINC CARRIAGE	6
3097	NUT-1/2-13 NYLOCK	6



Equalizer
55169 COUNTRY ROAD 3
ELKHART, IN 46515

#	REVISIONS	BY:	DATE:	TITLE	USED ON:
A	Updated shaft and tube numbers	SJ	7/23/19	MAIN SLIDE ASSEMBLY	FOREST RIVER DIESEL

NOTICE - This drawing, including principles of design, is the property of Doye Corporation, Elkhart, Indiana, with the agreement that it is not to be reproduced, copied, or loaned in any manner that may constitute a detriment directly or indirectly to Doye Corporation. Acceptance of this will be construed as an agreement of the above.

UNLESS OTHERWISE SPECIFIED:
TOLERANCES:
.XXX ± 0.010
.XX ± 0.020
.X ± 1/2"
REMOVE ALL BURRS AND SHARP EDGES .015 MAX

SIZE SCALE MATERIAL
A 1:1

DRW BY: DATE: 3/17/09

PART NAME: MAIN SLIDE-96" X 20" FR

PAGE: 3 OF 4 DWG NO.: 7455 REV: A

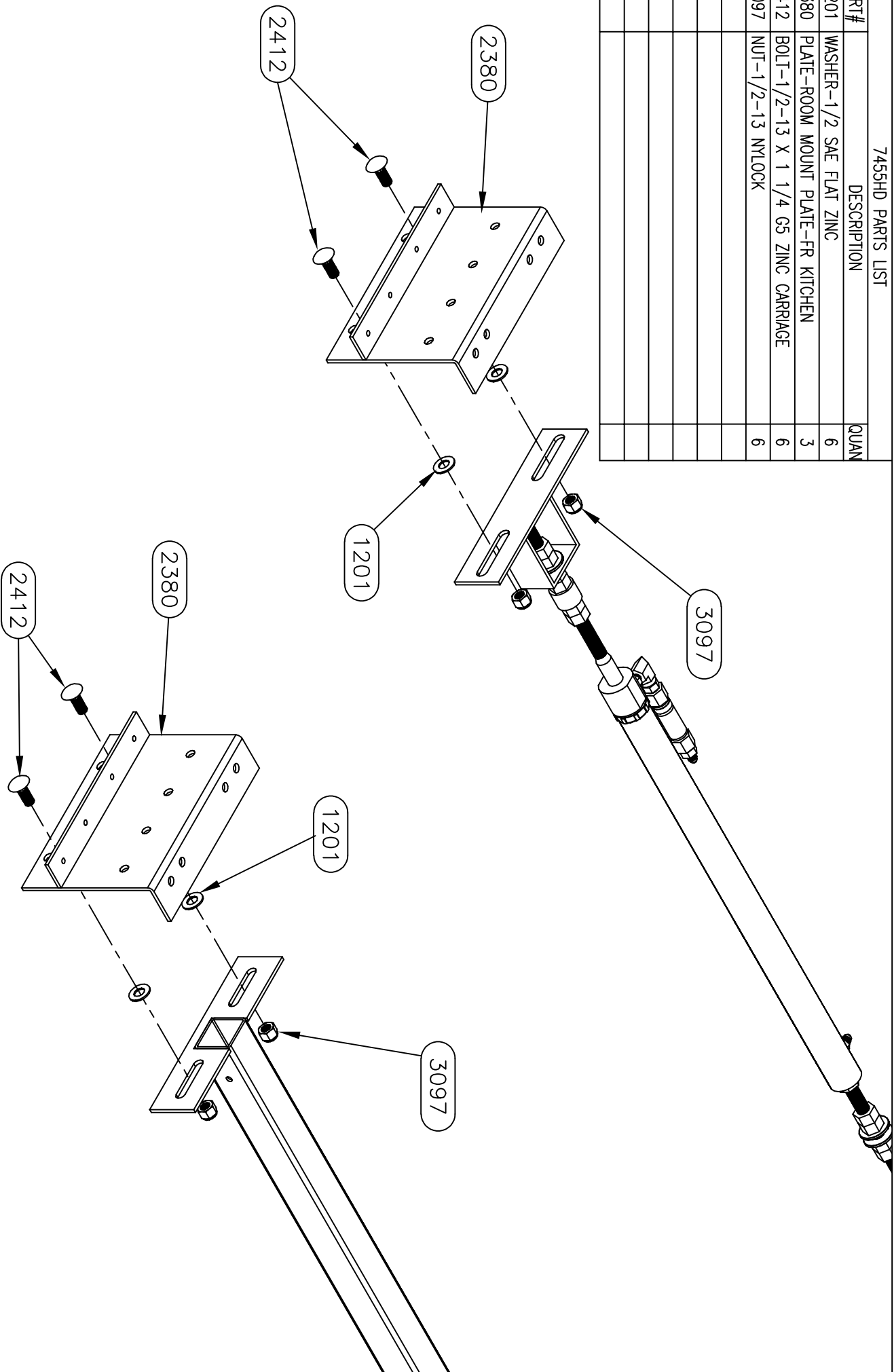


USED ON: FOREST RIVER DIESEL

DRW BY:	DATE:	PART NAME:
SJ	3/17/09	MAIN SLIDE-96" X 20" FR
APP'D BY:	DATE:	PAGE:
-	-	4 OF 4
		DWG NO.: P7455
		REV: A

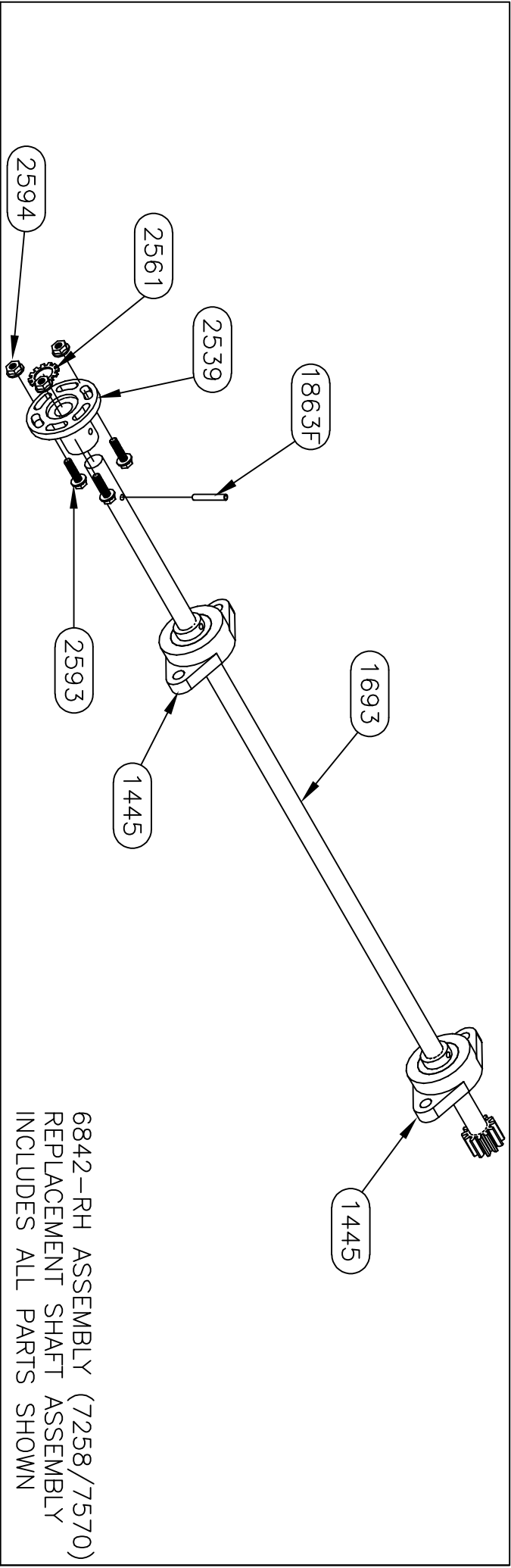
7455HD PARTS LIST

PART#	DESCRIPTION	QUAN
1201	WASHER-1/2 SAE FLAT ZINC	6
2380	PLATE-ROOM MOUNT PLATE-FR KITCHEN	3
2412	BOLT-1/2-13 X 1 1/4 G5 ZINC CARRIAGE	6
3097	NUT-1/2-13 NYLOCK	6

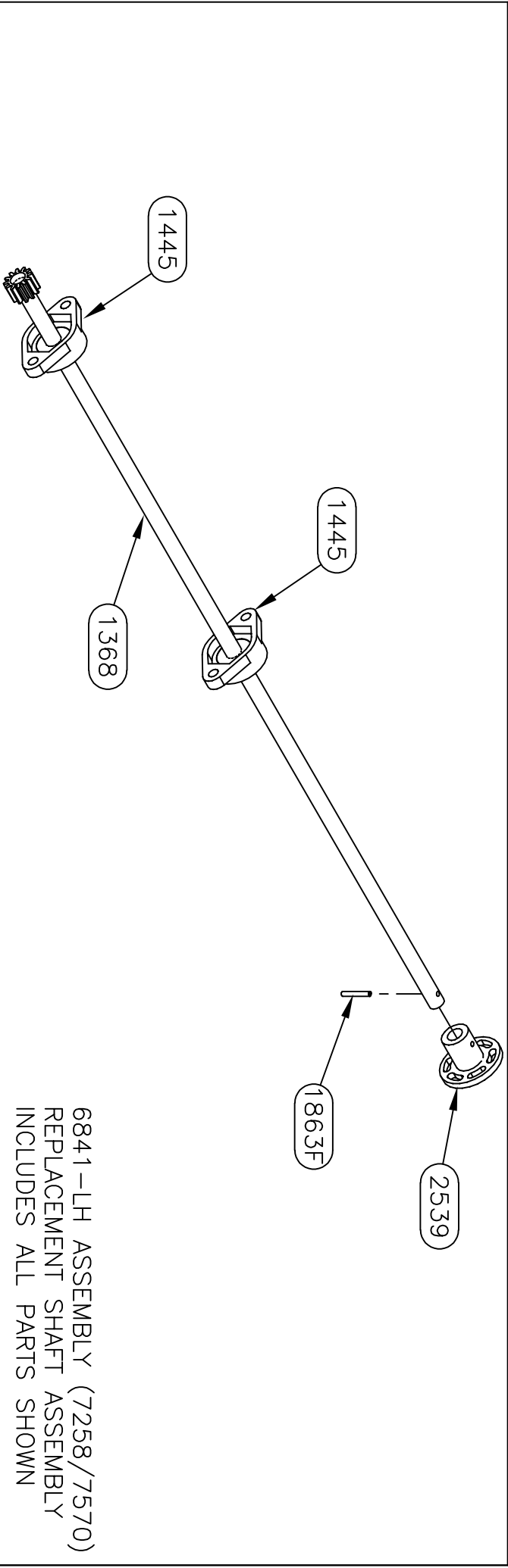


Equalizer			55169 COUNTRY ROAD 3			#		
ELKHART, IN 46515						A		
			REVISED			Updated shaft and tube numbers.		
			BY: SU			DATE: 7/23/19		
			UNLESS OTHERWISE SPECIFIED:			TOLERANCES:		
						.XXX ± 0.010		
						.XX ± 0.010		
						.X ± 0.030		
						ANG. ± 1/2°		
						REMOVE ALL BURRS AND SHARP EDGES .015 MAX		
			TITLE			MAIN SLIDE ASSEMBLY		
			SIZE SCALE			MATERIAL		
			A 1: 1					
			DRW BY: SU			DATE: 3/17/09		
			AP'D BY: —			DATE: —		
			USED ON:			FOREST RIVER DIESEL		
			PART NAME:			MAIN SLIDE-66 X 20" CENT. CYL.		
			PAGE: 3 OF 4			DWG NO.: P7570		
			REV: A					

NOTICE - This drawing, including principles of design, is the property of Doye Corporation, Elkhart, Indiana, with the agreement that it is not to be reproduced, copied, or loaned in any manner that may constitute a detriment directly or indirectly to Doye Corporation. Acceptance of this will be construed as an agreement of the above.

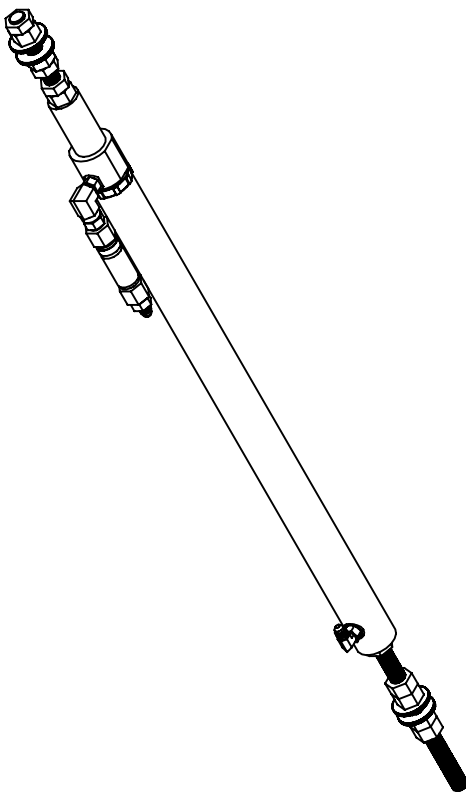


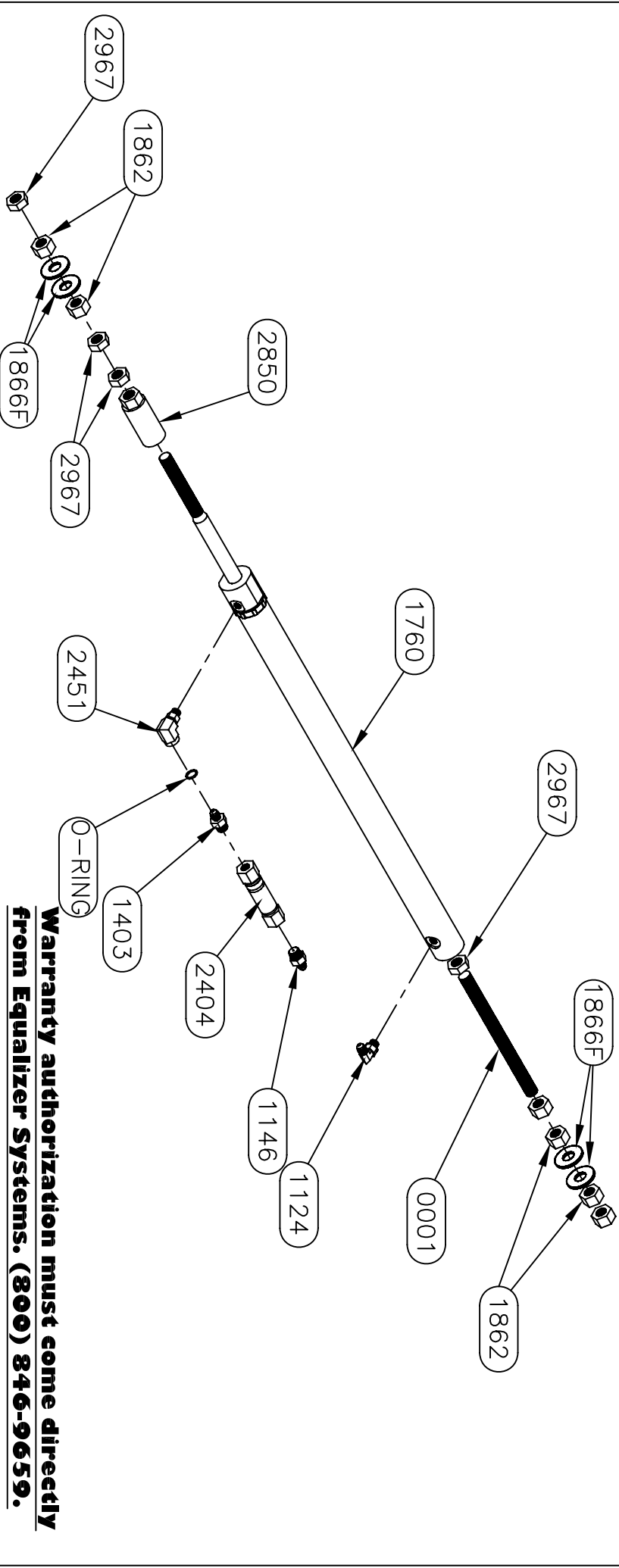
6842-RH ASSEMBLY (7258/7570)
REPLACEMENT SHAFT ASSEMBLY
INCLUDES ALL PARTS SHOWN



6841-LH ASSEMBLY (7258/7570)
REPLACEMENT SHAFT ASSEMBLY
INCLUDES ALL PARTS SHOWN

Equalizer		55169 COUNTY ROAD 3 ELKHART, IN 46515		REVISED		BY: SU		DATE: 7/23/19		UNLESS OTHERWISE SPECIFIED:		TITLE: MAIN SLIDE ASSEMBLY		USED ON: FOREST RIVER DIESEL	
NOTICE - This drawing, including principles of design, is the property of Days Corporation, Elkhart, Indiana, with the agreement that it is not to be reproduced, copied, or loaned in any manner that may constitute a detriment directly or indirectly to Days Corporation. Acceptance of this will be construed as an agreement of the above.		# A		Updated shaft and tube numbers.						TOLERANCES:		SIZE SCALE MATERIAL		PART NAME: MAIN SLIDE-66 X 20" CENT. CYL.	
										.XXX ± 0.010		A 1: 1		PAGE: 4 OF 4	
										.XX ± 0.010		DRW BY: SU		DWG NO.: 7570	
										ANG. ± 1/2"		DATE: 3/17/09		REV: A	
										REMOVE ALL BURRS AND SHARP EDGES .015 MAX					

7602 PARTS LIST		
PART #	DESCRIPTION	QUAN
1124	FITTING-#4 JIC X #4 OR MALE 90	1
1146	FITTING-#6 OR X #4 JIC ADAPT	1
1403	FITTING-RESTRICTOR #6 X #4	1
1760	CYLINDER-SLIDE 1 3/8" BORE X 20"	1
1862	NUT-5/8-18 GR 2 FHN	6
1866F	WASHER-5/8 FLAT	4
2404	VALVE-ANTI CREEP	1
2451	FITTING-#4 FEM X #4 O-RING 90	1
2850	STOP TUBE-3"	1
2967	NUT-5/8-18 HEX JAM NUT	4
0001	ATR-5/8-18 X 8 1/4" LONG	1
		

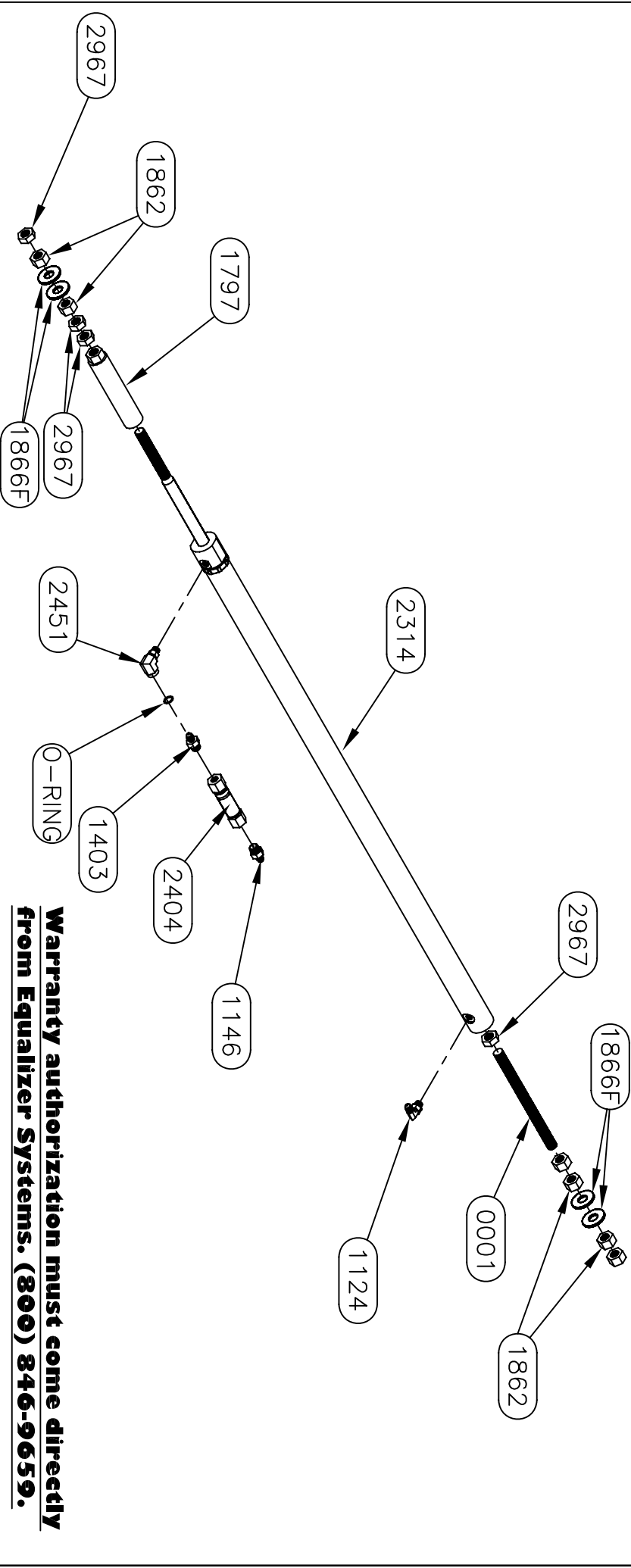


Equalizer		55169 COUNTRY ROAD 3 ELKHART, IN 46515		REVISED: Updated Cylinder Nuts		BY: SU DATE: 3/3/11		UNLESS OTHERWISE SPECIFIED: TOLERANCES: .XXX ± 0.010 .XX ± 0.010 .X ± 0.030 ANG. ± 1/2"		TITLE: MAIN SLIDE CYLINDER		USED ON: NORCO SLIDE-FR	
NOTICE - This drawing, including principles of design, is the property of Dye Corporation, Elkhart, Indiana, with the agreement that it is not to be reproduced, copied, or loaned in any manner that may constitute a detriment directly or indirectly to Dye Corporation. Acceptance of this will be construed as an agreement of the above.		A		B		SU		1/25/12		SIZE SCALE: 1:1		MATERIAL: SU	
										DATE: 3/17/09		PART NAME: SLIDE CYL-20" W/ ANTI CREEP-FR	
										PAGE: 1 OF 1		DWG NO.: P7602	
												REV: B	

Warranty authorization must come directly from Equalizer Systems. (800) 846-9659.

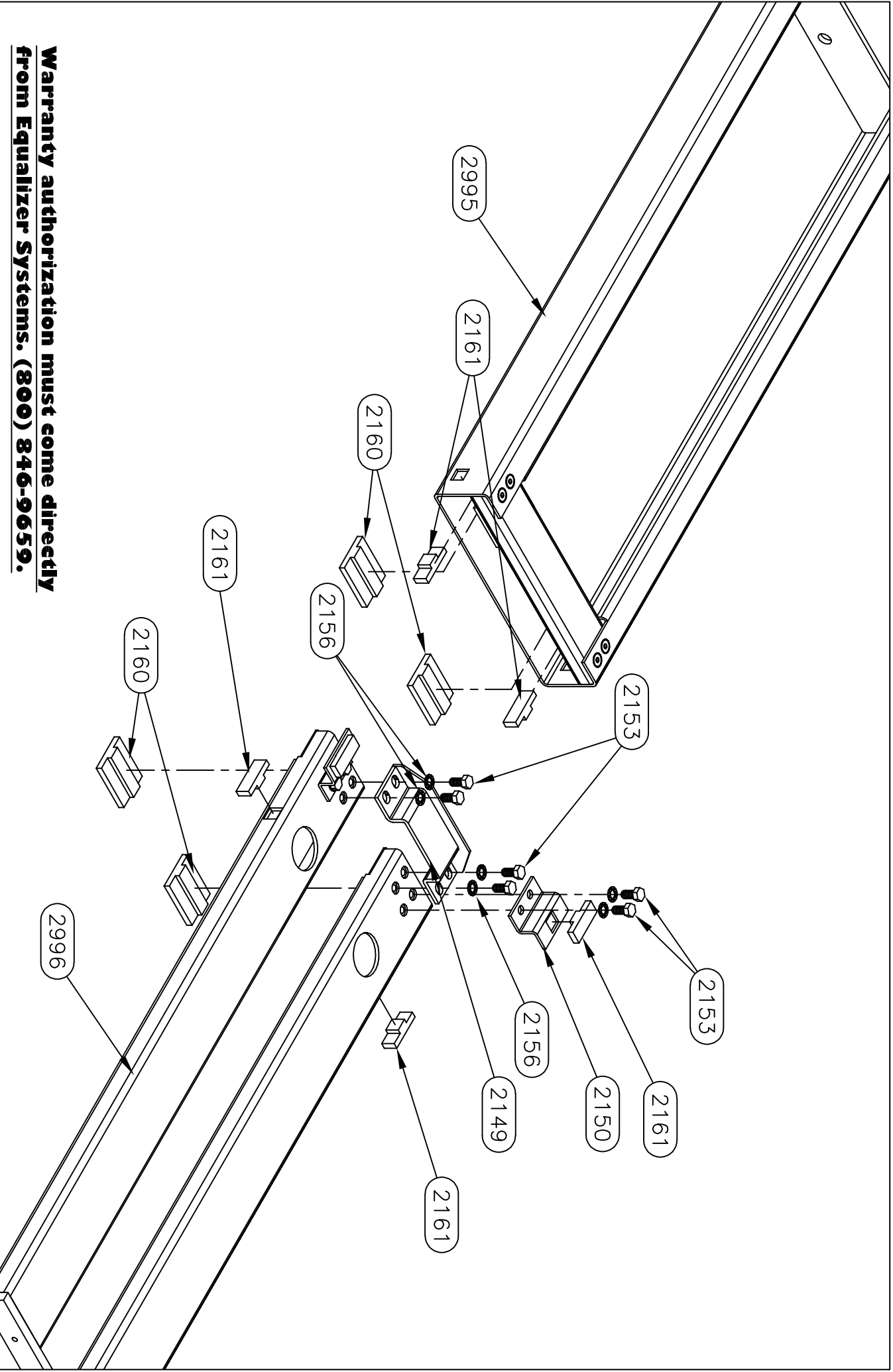
PART #	DESCRIPTION	QUANTITY
1124	FITTING-#4 JIC X #4 OR MALE 90	1
1146	FITTING-#6 OR X #4 JIC ADAPT	1
1403	FITTING-RESTRICTOR #6 X #4	1
1797	STOP TUBE-6"	1
1862	NUT-5/8-18 GR 2 FHN	6
1866F	WASHER-5/8 FLAT	4
2314	CYLINDER-SLIDE 1 3/8" BORE X 36"	1
2404	VALVE-ANTI CREEP	1
2451	FITTING-#4 FEM X #4 O-RING 90	1
2967	NUT-5/8-18 HEX JAM NUT	4
0001	A.T.R.-5/8-18 X 8 1/4" LONG	1

PART #	DESCRIPTION	QUANTITY
1124	FITTING-#4 JIC X #4 OR MALE 90	1
1146	FITTING-#6 OR X #4 JIC ADAPT	1
1403	FITTING-RESTRICTOR #6 X #4	1
1797	STOP TUBE-6"	1
1862	NUT-5/8-18 GR 2 FHN	6
1866F	WASHER-5/8 FLAT	4
2314	CYLINDER-SLIDE 1 3/8" BORE X 36"	1
2404	VALVE-ANTI CREEP	1
2451	FITTING-#4 FEM X #4 O-RING 90	1
2967	NUT-5/8-18 HEX JAM NUT	4
0001	A.T.R.-5/8-18 X 8 1/4" LONG	1



Warranty authorization must come directly from Equalizer Systems. (800) 846-9659.

<i>Equalizer</i>		55169 COUNTY ROAD 3 ELKHART, IN 46515	
#	REVISIONS	BY:	DATE:
A	Updated Cylinder Nuts	SJ	3/3/11
B	Show additional o-ring on creep prevent	SJ	1/25/12
NOTICE - This drawing, including principles of design, is the property of Days Corporation, Elkhart, Indiana, with the agreement that it is not to be reproduced, copied, or loaned in any manner that may constitute a detriment directly or indirectly to Days Corporation. Acceptance of this will be construed as an agreement of the above.			
UNLESS OTHERWISE SPECIFIED:		TITLE	
TOLERANCES:		MAIN SLIDE CYLINDER	
.XXX ± 0.010		NORCO SLIDE-FR	
.XX ± 0.010		SIZE SCALE MATERIAL	
.X ± 0.030		A 1: 1	
ANG. ± 1/32		DRAW BY: DATE:	
REMOVE ALL BURRS AND SHARP EDGES .015 MAX		3/17/09	
		PART NAME:	
		SLIDE CYL-36" W/ ANTI CREEP-FR	
		PAGE: 1 OF 1	
		DWG NO.: P7607	
		REV: B	

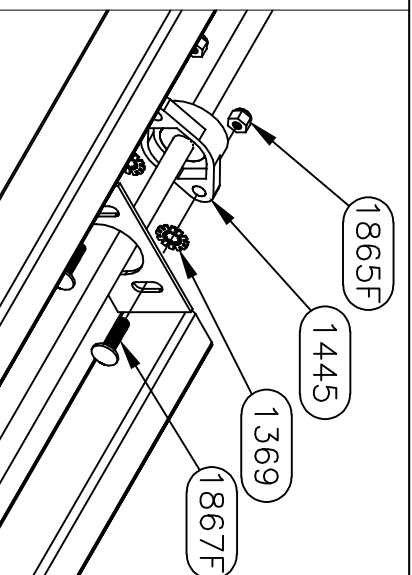


Warranty authorization must come directly from Equalizer Systems. (800) 846-9659.

Equalizer
55169 COUNTRY ROAD 3
ELKHART, IN 46515

NOTICE - This drawing, including principles of design, is the property of Dows Corporation, Elkhart, Indiana, with the agreement that it is not to be reproduced, copied, or loaned in any manner that may constitute a detriment directly or indirectly to Dows Corporation. Acceptance of this will be construed as an agreement of the above.

#				REVISIONS		BY:	DATE:	UNLESS OTHERWISE SPECIFIED:		TITLE		USED ON:	
								TOLERANCES:		MAIN SLIDE SLAVE ASSEMBLY		ABOVE FLOOR SLIDES	
								.XXX ± 0.010		SIZE SCALE			
								.XX ± 0.010		A 1: 1			
								.X ± 0.030		SU			
								ANG. ± 1/2"		DATE:		PART NAME:	
								REMOVE ALL BURRS AND SHARP EDGES .015 MAX		AP'D BY:		DATE:	
												SLIDE ASSEMBLY 24" FW	
												PAGE: 2 OF 2	
												DWG. NO.: P7662	
												REV:	



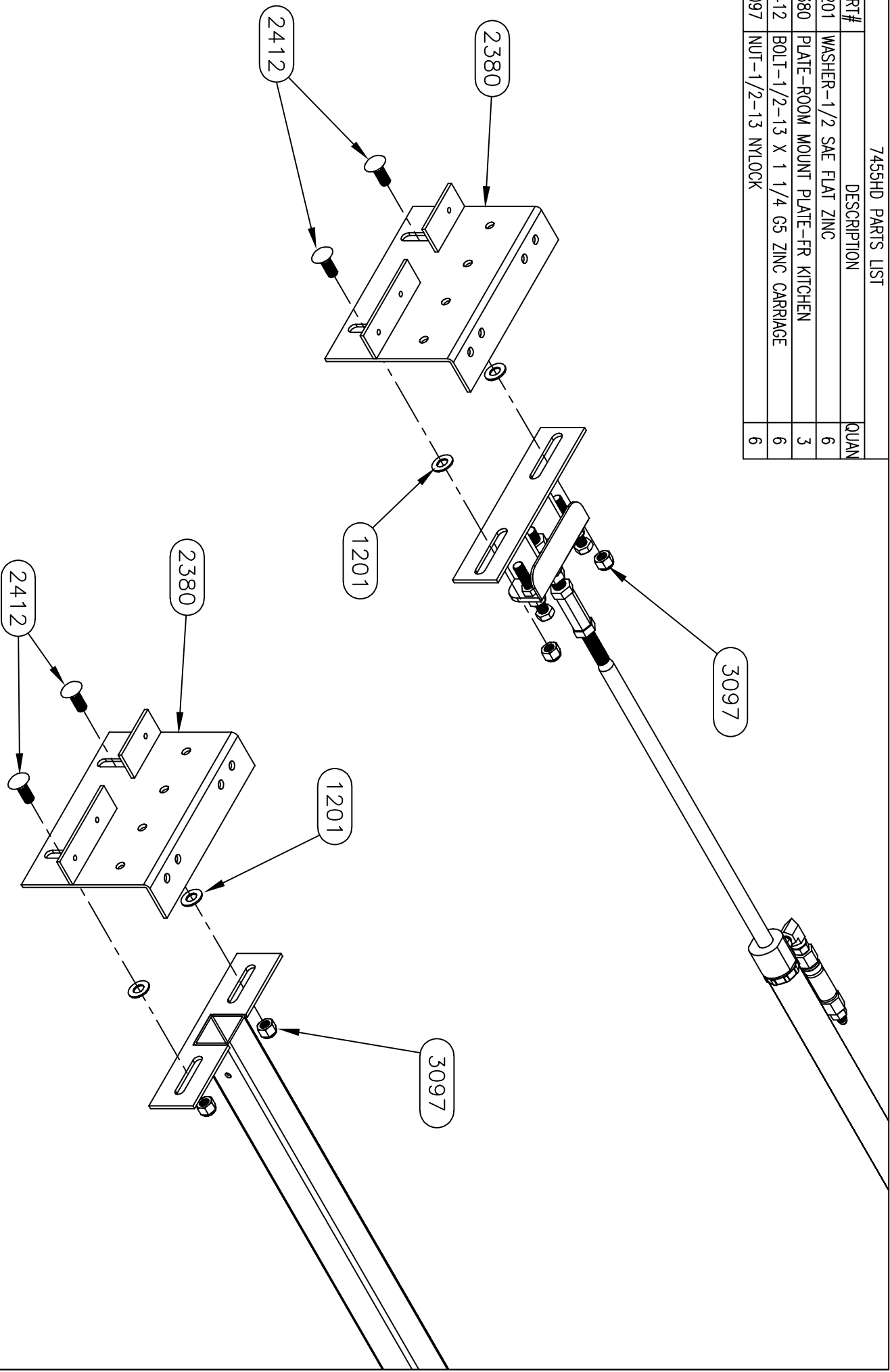
Exploded view diagram of a mechanical assembly. The diagram shows a central shaft-like component with various brackets, pins, and rings. The parts are labeled with numbers in ovals:

- 1728L
- 1392
- 1752
- 2967
- 0001
- 1862
- 1866F
- 1124
- 1146
- 2404
- 1403
- O-RING
- 2451
- 2782
- 2669
- 2670
- 1201
- 1862
- 1925
- 2967
- 0002
- 1862
- 1760
- 1728R

SEE SHEET FOUR FOR
SHAFT PARTS NUMBERS

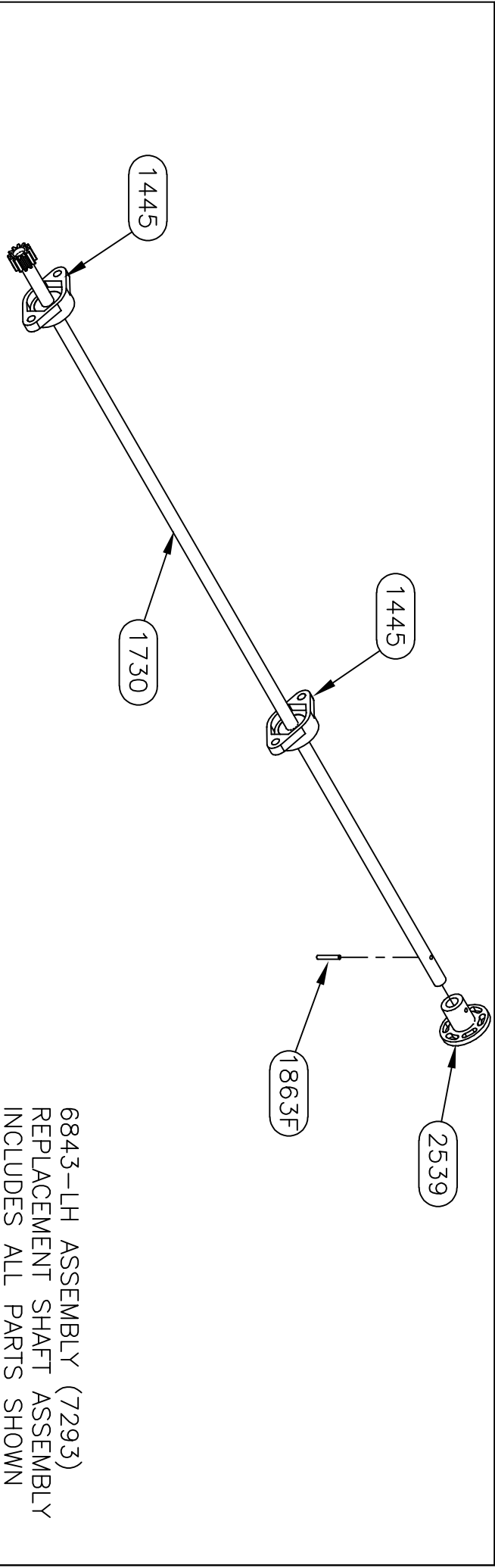
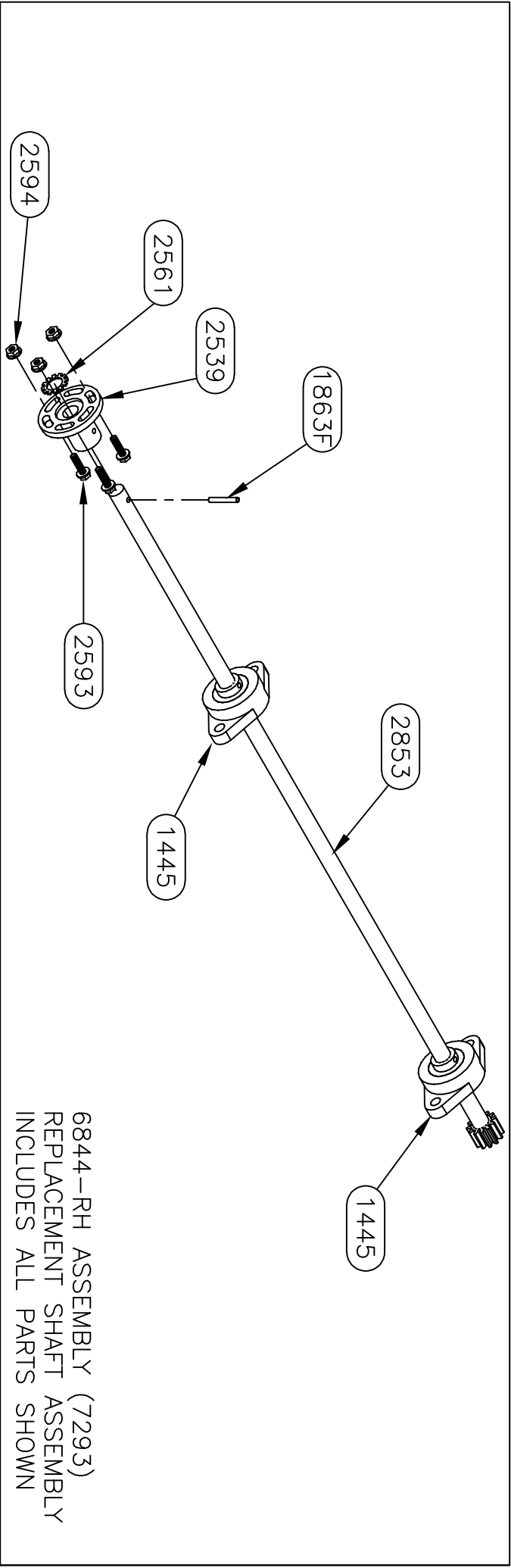
<i>Equalizer</i>						55189 COUNTY ROAD 3 ELKHART, IN 46515	
#	REVISIONS	BY:	DATE:	UNLESS OTHERWISE SPECIFIED:			
A	Updated Cylinder Bracket	SJ	3/2/11	TOLERANCES:			
B	Show additional o-ring in creep prevent	SJ	1/24/12	.XXX ± 0.010			
C	Corrected Hardware Kit	SJ	6/18/12	.XX ± 0.010			
D	Removed spur gear and gear rock from B.O.M.	SJ	2/21/18	XG. ± 0.030			
				AN. ± 1/2"			
				REMOVE ALL BURRS AND SHARP EDGES .015 MAX			
TITLE				USED ON:			
MAIN SLIDE ASSEMBLY				FOREST RIVER DIESEL			
SIZE	SCALE	MATERIAL	PART NAME:				
A 1: 1							
DRW BY: SJ	DATE: 2/2/10		MAIN "SLIDE-84" X 20"-FR				
APPD BY: —	DATE: —						
			PAGE: 2 OF 4	DWG NO.: P7708	REV: D		

7455HD PARTS LIST		
PART#	DESCRIPTION	QUAN
1201	WASHER-1/2 SAE FLAT ZINC	6
2380	PLATE-ROOM MOUNT PLATE-FR KITCHEN	3
2412	BOLT-1/2-13 X 1 1/4 G5 ZINC CARRIAGE	6
3097	NUT-1/2-13 NYLOCK	6



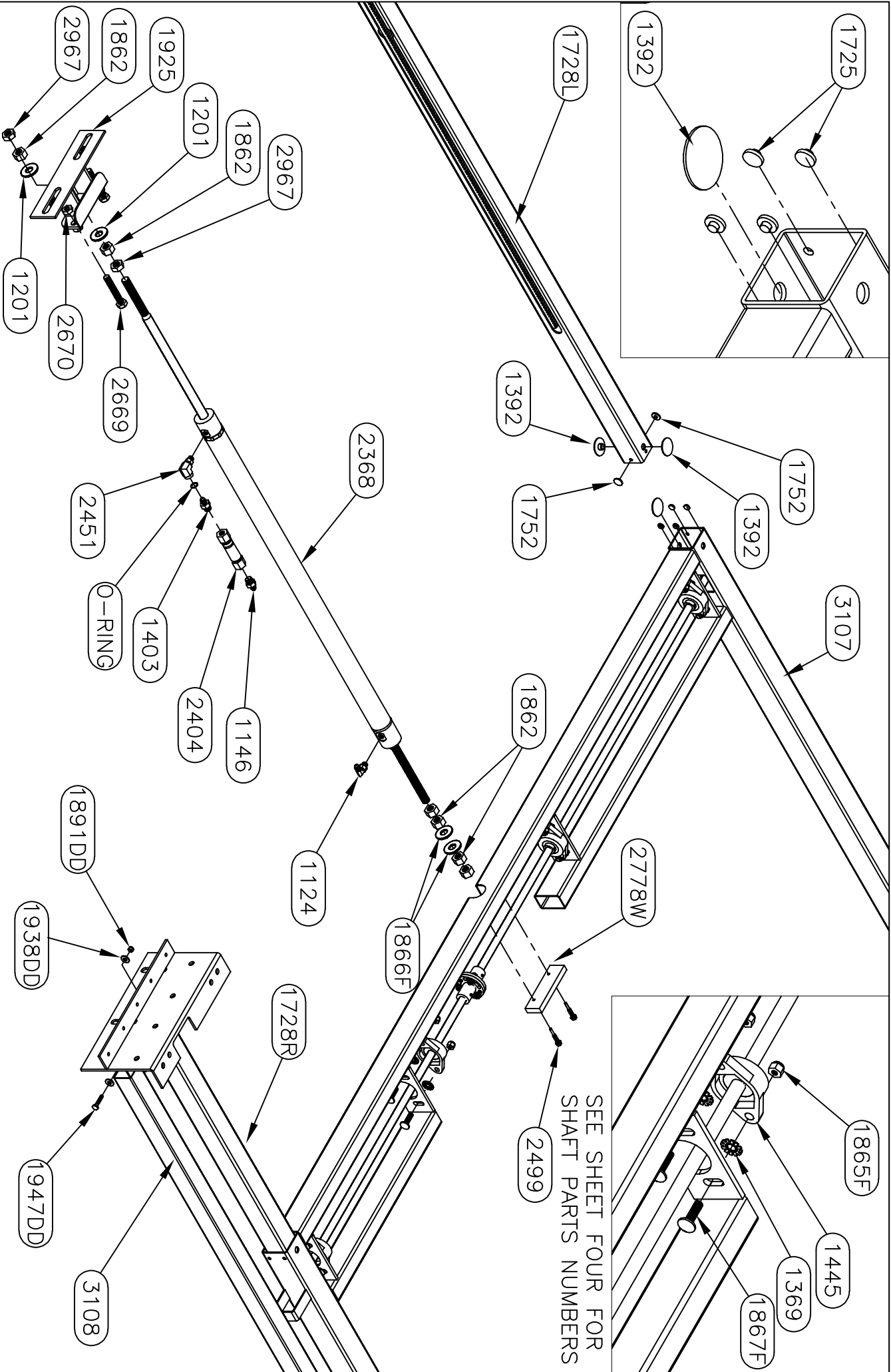
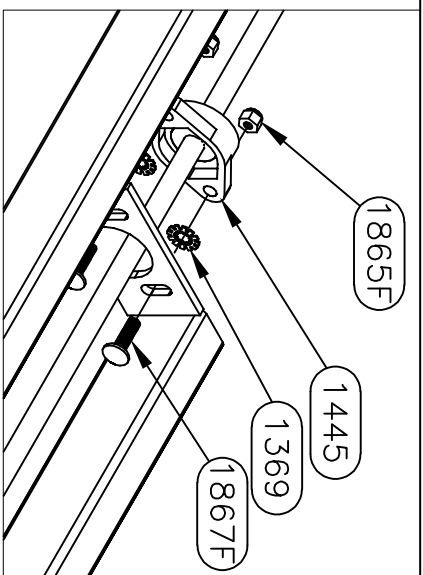
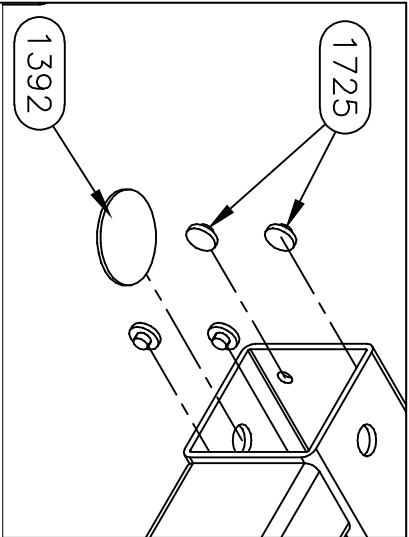
<i>Equalizer</i>			55169 COUNTRY ROAD 3 ELKHART, IN 46515		
#	REVISIONS	BY:	DATE:	UNLESS OTHERWISE SPECIFIED:	
A	Updated Cylinder Bracket	SJ	3/2/11	TOLERANCES:	
B	Show additional o-ring in creep prevent	SJ	1/24/12	.XXX ± 0.010	
C	Corrected Hardware Kit	SJ	6/18/12	.XX ± 0.010	
D	Removed spur gear and gear rack from B.O.M.	SJ	2/21/18	.X ± 0.030	
				ANG. ± 1/2°	
				REMOVE ALL BURRS AND SHARP EDGES .015 MAX	
				TITLE	
				MAIN SLIDE ASSEMBLY	
				USED ON:	
				FOREST RIVER DIESEL	
				PART NAME:	
				MAIN SLIDE-84" X 20"-FR	
				REV:	
				D	
				PAGE: 3 OF 4	
				DWG NO.: P7708	
				REV: D	

NOTICE - This drawing, including principles of design, is the property of Doye Corporation, Elkhart, Indiana, with the agreement that it is not to be reproduced, copied, or loaned in any manner that may constitute a detriment directly or indirectly to Doye Corporation. Acceptance of this will be construed as an agreement of the above.



Equalizer		55169 COUNTRY ROAD 3 ELKHART, IN 46515			
#	REVISIONS	BY:	DATE:	UNLESS OTHERWISE SPECIFIED:	
A	Updated Cylinder Bracket	SJ	3/2/11	TOLERANCES:	
B	Show additional o-ring in creep prevent	SJ	1/24/12	.XXX ± 0.010	
C	Corrected Hardware Kit	SJ	6/18/12	.XX ± 0.010	
D	Removed spur gear and gear rock from B.O.M.	SJ	2/21/18	.X ± 1/2"	
				ANG. ± 1/2"	
				REMOVE ALL BURRS AND SHARP EDGES .015 MAX	
TITLE		MAIN SLIDE ASSEMBLY		USED ON:	
SIZE SCALE		1 : 1		FOREST RIVER DIESEL	
DRW BY:		DATE:		PART NAME:	
SU		2/2/10		MAIN SLIDE-84" X 20"-FR	
PAGE:		DWG NO.:		REV:	
4 OF 4		P7708		D	

NOTICE - This drawing, including principles of design, is the property of Doye Corporation, Elkhart, Indiana, with the agreement that it is not to be reproduced, copied, or loaned in any manner that may constitute a detriment directly or indirectly to Doye Corporation. Acceptance of this will be construed as an agreement of the above.



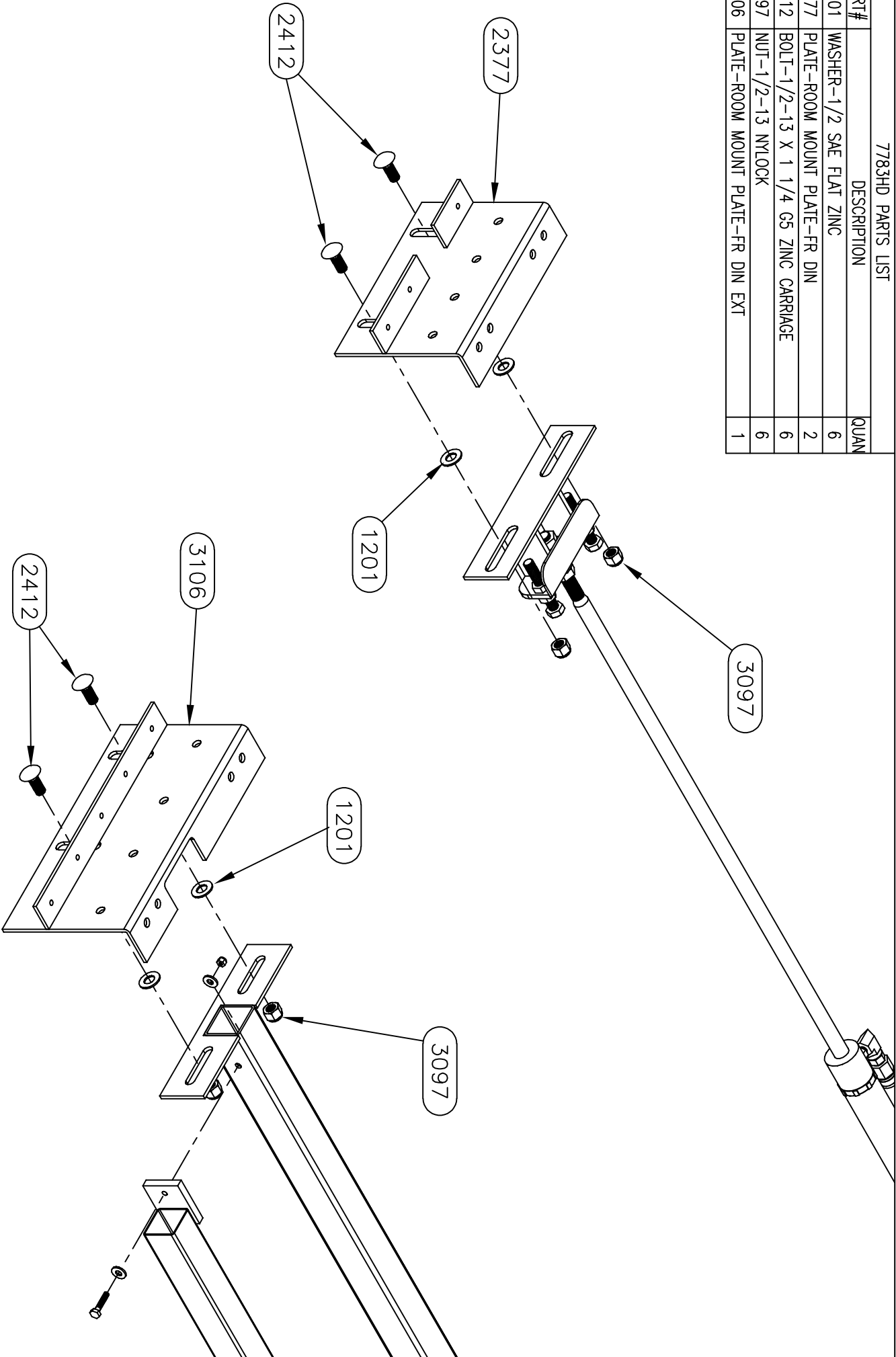
Equalizer

55169 COUNTRY ROAD 3
ELKHART, IN 46515

NOTICE - This drawing, including principles of design, is the property of Doye Corporation, Elkhart, Indiana, with the agreement that it is not to be reproduced, copied, or loaned in any manner that may constitute a detriment directly or indirectly to Doye Corporation. Acceptance of this will be construed as an agreement of the above.

#		REVISIONS		BY:		DATE:		UNLESS OTHERWISE SPECIFIED:		TITLE		USED ON:	
A		Changed frame number-Show additional o-ring on creep prevent		SU		1/24/12		TOLERANCES:		MAIN SLIDE ASSEMBLY		FOREST RIVER DIESEL	
B		Updated shafts and tubes.		SU		7/23/19		XXX ± 0.010		SIZE SCALE MATERIAL			
								XX ± 0.010		A 1: 1			
								X ANG. ± 1/2°		DRW BY: SU		DATE: 10/3/11	
								REMOVE ALL BURRS AND SHARP EDGES .015 MAX		AP'D BY: —		DATE: —	
										PART NAME: MAIN SLIDE-84" X 32"-390RB-FR			
										PAGE: 2 OF 4		DWG NO.: 7783	
												REV: B	

7783HD PARTS LIST		
PART#	DESCRIPTION	QUAN
1201	WASHER-1/2 SAE FLAT ZINC	6
2377	PLATE-ROOM MOUNT PLATE-FR DIN	2
2412	BOLT-1/2-13 X 1 1/4 G5 ZINC CARRIAGE	6
3097	NUT-1/2-13 NYLOCK	6
3106	PLATE-ROOM MOUNT PLATE-FR DIN EXT	1



Equalizer			55169 COUNTRY ROAD 3					
ELKHART, IN 46515			#			REVISIONS		
			A			Changed frame number-Show additional o-ring on creep prevent		
			B			Updated shafts and tubes.		
						BY: SU		
						DATE: 1/24/12		
						DATE: 7/23/19		
						UNLESS OTHERWISE SPECIFIED:		
						TOLERANCES:		
						.XXX ± 0.010		
						.XX ± 0.010		
						.X ± 0.030		
						ANG. ± 1/2°		
						REMOVE ALL BURRS AND SHARP EDGES .015 MAX		
			TITLE			USED ON:		
			MAIN SLIDE ASSEMBLY			FOREST RIVER DIESEL		
			SIZE SCALE MATERIAL					
			A 1: 1					
			DRW BY: SU			DATE: 10/3/11		
			AP'D BY: —			DATE: —		
			PART NAME:			MAIN SLIDE-84" X 32"-390RB-FR		
			PAGE: 3 OF 4			DWG NO.: P 7783		
			REV: B					

NOTICE – This drawing, including principles of design, is the property of Doye Corporation, Elkhart, Indiana, with the agreement that it is not to be reproduced, copied, or loaned in any manner that may constitute a detriment directly or indirectly to Doye Corporation. Acceptance of this will be construed as an agreement of the above.



E:	DWG NO.:	RE
----	----------	----

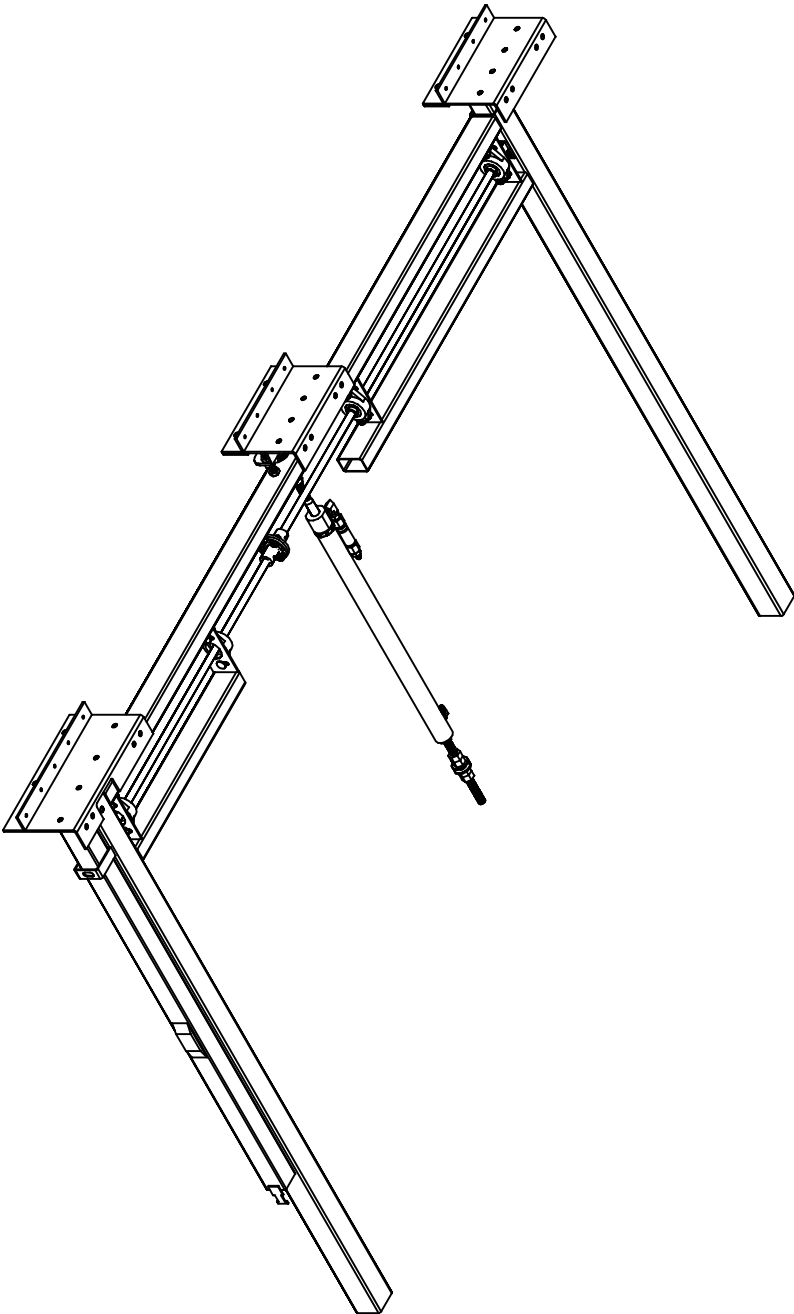
NOTICE – This drawing, including principles of design, is the property of Dogs Corporation, Elkhart, Indiana, with the agreement that it is not to be reproduced, copied, or loaned in any manner that may constitute a detriment directly or indirectly to Dogs Corporation. Acceptance of this will be construed as an agreement of the above.

7795 PARTS LIST		
PART#	DESCRIPTION	QUAN
1124	FITTING-#4 JIC X #4 OR MALE 90	1
1146	FITTING-#6 OR X #4 JIC ADAPT	1
1369	WASHER-3/8 EXT/INT TOOTH LOCK	8
1392	BUTTON-1.5" UHMW	6
1403	FITTING-RESTRICTOR #6 X #4	1
1445	BEARING-2 BOLT FLANGE	4
1725	BUTTON-1/2" UHMW	8
1728L	TUBE-36" DRIVE LH	1
1728R	TUBE-36" DRIVE RH	1
1730	SHAFT-5/8 X 48 1/8 COLD ROLL	1
1752	BUTTON-3/4" UHMW	4
1760	CYLINDER-SLIDE 1 3/8 X 20	1
1862	NUT-5/8-18 GR 2 FHN	6
1863F	PIN-3/16 X 1 1/4 SPRING	2
1865F	NUT-3/8-16 NYLOCK Z	8
1866F	WASHER-5/8 FLAT	4
1867F	BOLT-3/8-16 X 1 1/4 CARRIAGE ZINC	8
1891DD	NUT-1/4-20 NYLOCK	1
1925	BRACKET-CYLINDER MOUNT MAIN	1
1938DD	WASHER-1/4 FLAT	2
1947DD	BOLT-1/4-20 X 1 1/4 HHCS	1
2404	VALVE-ANTI CREEP	1
2451	FITTING-#4 FEM X #4 O-RING 90	1
2539	COUPLING-5/8" TIMING SHAFT	2
2561	WASHER-5/8 STAR	1
2593	SCREW-1/4-20 X FLANGE	3
2594	NUT-1/4-20 FLANGE	3
2669	BOLT-1/2-13 X 3 TAP GR 5	2
2670	NUT-1/2-13 JAM NUT	2
2782	COUPLING-CYLINDER ROD 5/8	1
2853	SHAFT-5/8 X 33 3/8 COLD ROLL	1
2967	NUT-5/8-18 HEX JAM NUT	5
3107	FRAME-84" MAIN FRAME-FR-390RB	1
3125	TUBE-LARGE ELECTRIC CORD-20"	1
0001	A.T.R.-5/8"-18 X 8 1/4" LONG	1

0002

A.T.R.-5/8"-18 X 4 1/2" LONG

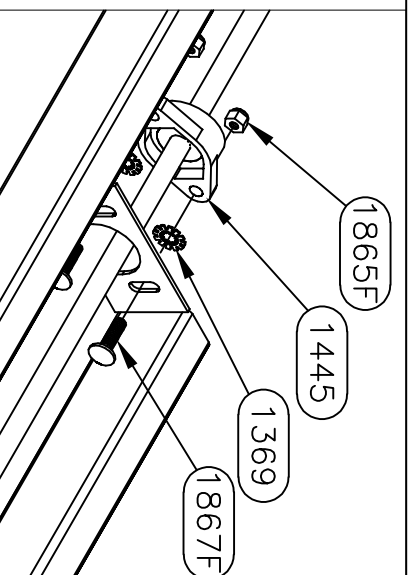
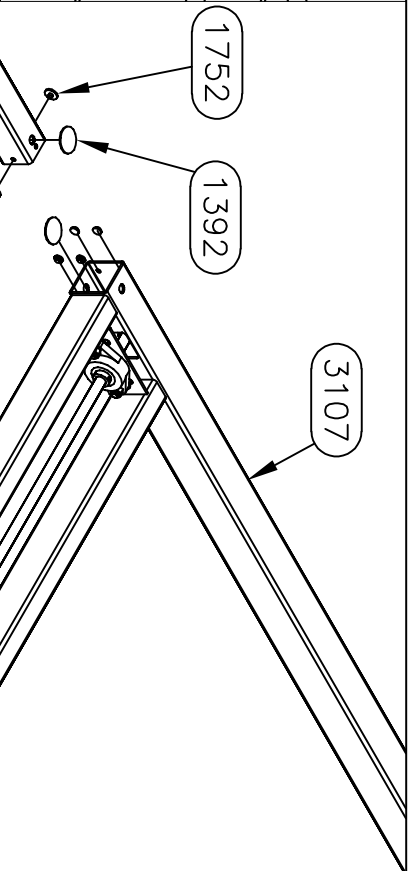
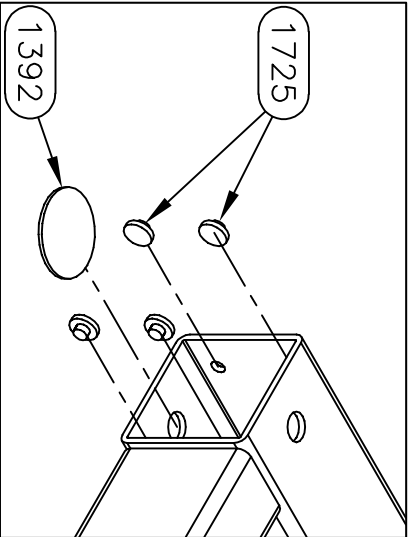
1



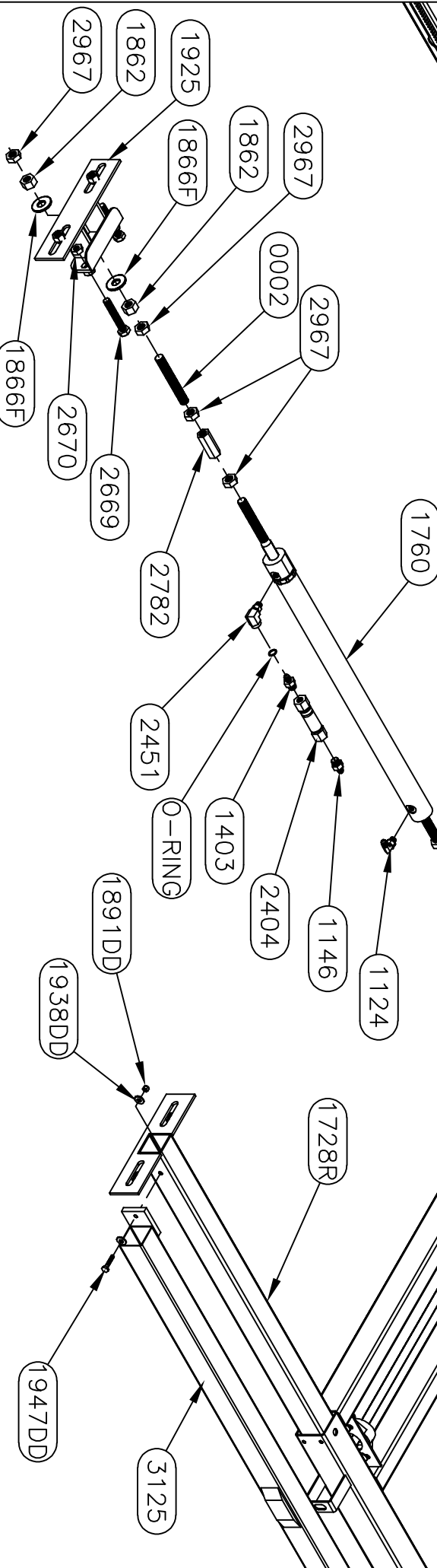
Warranty authorization must come directly from Equalizer Systems. (800) 846-9659.

Equalizer		55169 COUNTRY ROAD 3 ELKHART, IN 46515		REVISONS		UNLESS OTHERWISE SPECIFIED:		TITLE		USED ON:	
#		Updated shifts and tubes.		BY:		DATE:		MAIN SLIDE ASSEMBLY		FOREST RIVER DIESEL	
A				SU		7/23/19		SIZE SCALE MATERIAL			
								A 1: 1			
								DRW BY: DATE:		PART NAME:	
								SU 6/15/12		MAIN SLIDE-84" X 20"-3600L-FR	
								REMOVE ALL BURRS AND SHARP EDGES .015 MAX		PAGE: 1 OF 4	
								AP'D BY DATE:		DWG NO.: P7795	
										REV: A	

NOTICE – This drawing, including principles of design, is the property of Doye Corporation, Elkhart, Indiana, with the agreement that it is not to be reproduced, copied, or loaned in any manner that may constitute a detriment directly or indirectly to Doye Corporation. Acceptance of this will be construed as an agreement of the above.



SEE SHEET FOUR FOR
SHAFT PARTS NUMBERS



Equalizer

55169 COUNTRY ROAD 3
ELKHART, IN 46515

#

A

REVISIONS

Updated shafts and tubes.

BY:

SU

DATE:

7/23/19

UNLESS OTHERWISE
SPECIFIED:
TOLERANCES:
.XXX ± 0.010
.XX ± 0.010
.X ± 0.030
ANG. ± 1/2°

TITLE

MAIN SLIDE ASSEMBLY

USED ON:

FOREST RIVER DIESEL

SIZE SCALE MATERIAL

A 1:1

DATE:

6/15/12

DATE:

—

PART NAME:

MAIN SLIDE-84" X 20"-3600L-FR

PAGE:

2 OF 4

DWG NO.:

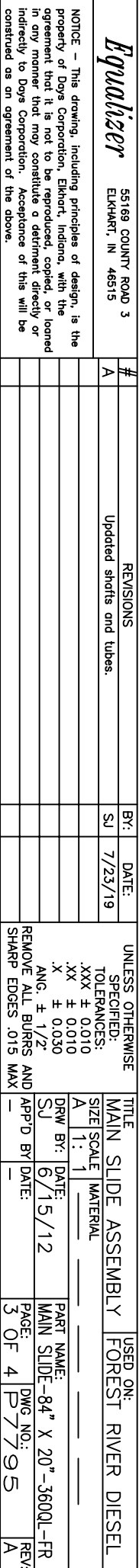
P7795

REV:

A

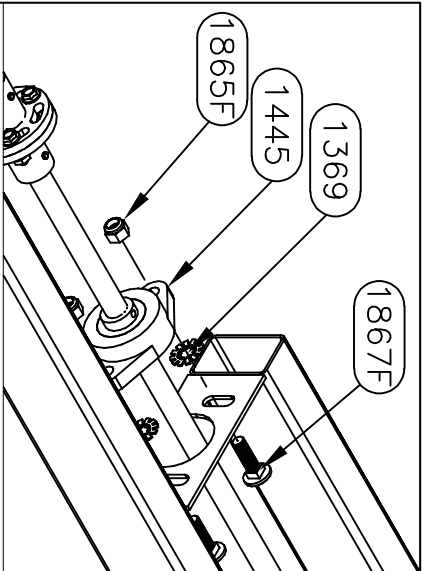
NOTICE - This drawing, including principles of design, is the property of Doye Corporation, Elkhart, Indiana, with the agreement that it is not to be reproduced, copied, or loaned in any manner that may constitute a detriment directly or indirectly to Doye Corporation. Acceptance of this will be construed as an agreement of the above.

PART#	DESCRIPTION	QUAN
1201	WASHER-1/2 SAE FLAT ZINC	6
2380	PLATE-ROOM MOUNT-FR KITCHEN	2
2412	BOLT-1/2-13 X 1 1/4 G5 ZINC CARRIAGE	6
3097	NUT-1/2-13 NYLOCK	6
3124	PLATE-ROOM MOUNT-FR KITCHEN-EXT	1

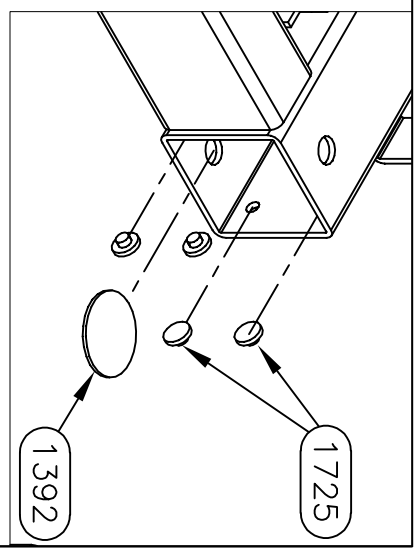
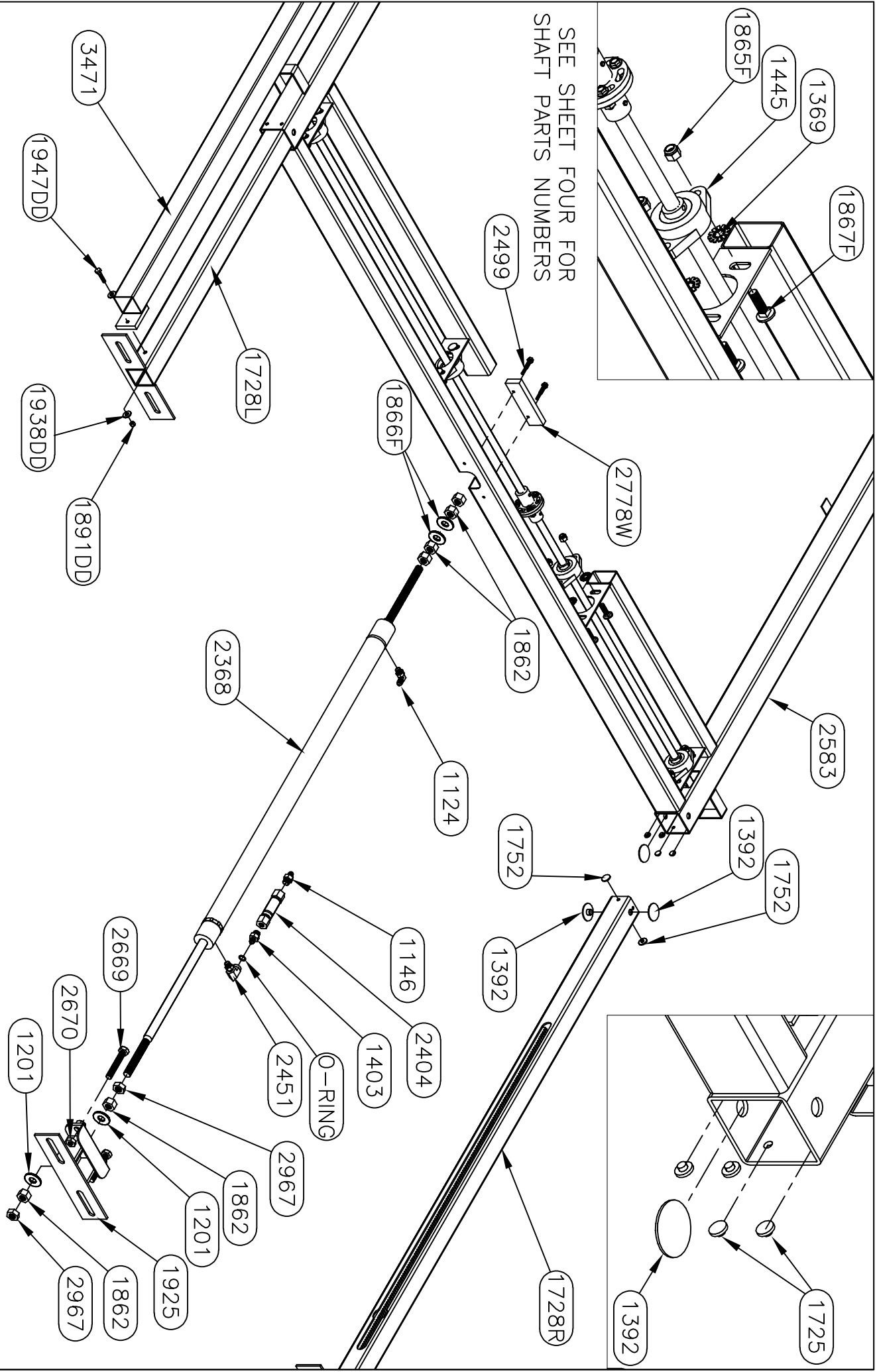




<i>Equalizer</i>		55169 COUNTY ROAD 3 ELKHART, IN 46515	
#	REVISIONS	BY:	DATE:
A	Updated shafts and tubes.	SJ	7/23/19
NOTICE – This drawing, including principles of design, is the property of Doy's Corporation, Elkhart, Indiana, with the agreement that it is not to be reproduced, copied, or loaned in any manner that may constitute a detriment directly or indirectly to Doy's Corporation. Acceptance of this will be construed as an agreement of the above.			
UNLESS OTHERWISE SPECIFIED:		TITLE	
TOLERANCES:		MAIN SLIDE ASSEMBLY	
.XXX ± 0.010		FOREST RIVER DIESEL	
.X ± 0.010		SIZE SCALE MATERIAL	
.X ± 0.050		A 1: 1	
ANG. ± 1/2°		DRAW BY: DATE:	
REMOVE ALL BURRS AND SHARP EDGES .015 MAX		6/15/12	
APPD BY: DATE:		PART NAME:	
—		MAIN SLIDE-84" X 20"-360UL-FR	
PAGE: 4 OF 4		DWG NO.: 95	
REV. A		REV. A	



SEE SHEET FOUR FOR
SHAFT PARTS NUMBERS



Equalizer

55169 COUNTRY ROAD 3
ELKHART, IN 46515

#

A

REVISIONS

CHANGED E-CORD FROM 3283 TO 3471

BY: SU

DATE: 2/13/18

UNLESS OTHERWISE
SPECIFIED:
TOLERANCES:
.XXX ± 0.010
.XX ± 0.010
.X ± 0.030
ANG. ± 1/2°
REMOVE ALL BURRS AND
SHARP EDGES .015 MAX

TITLE

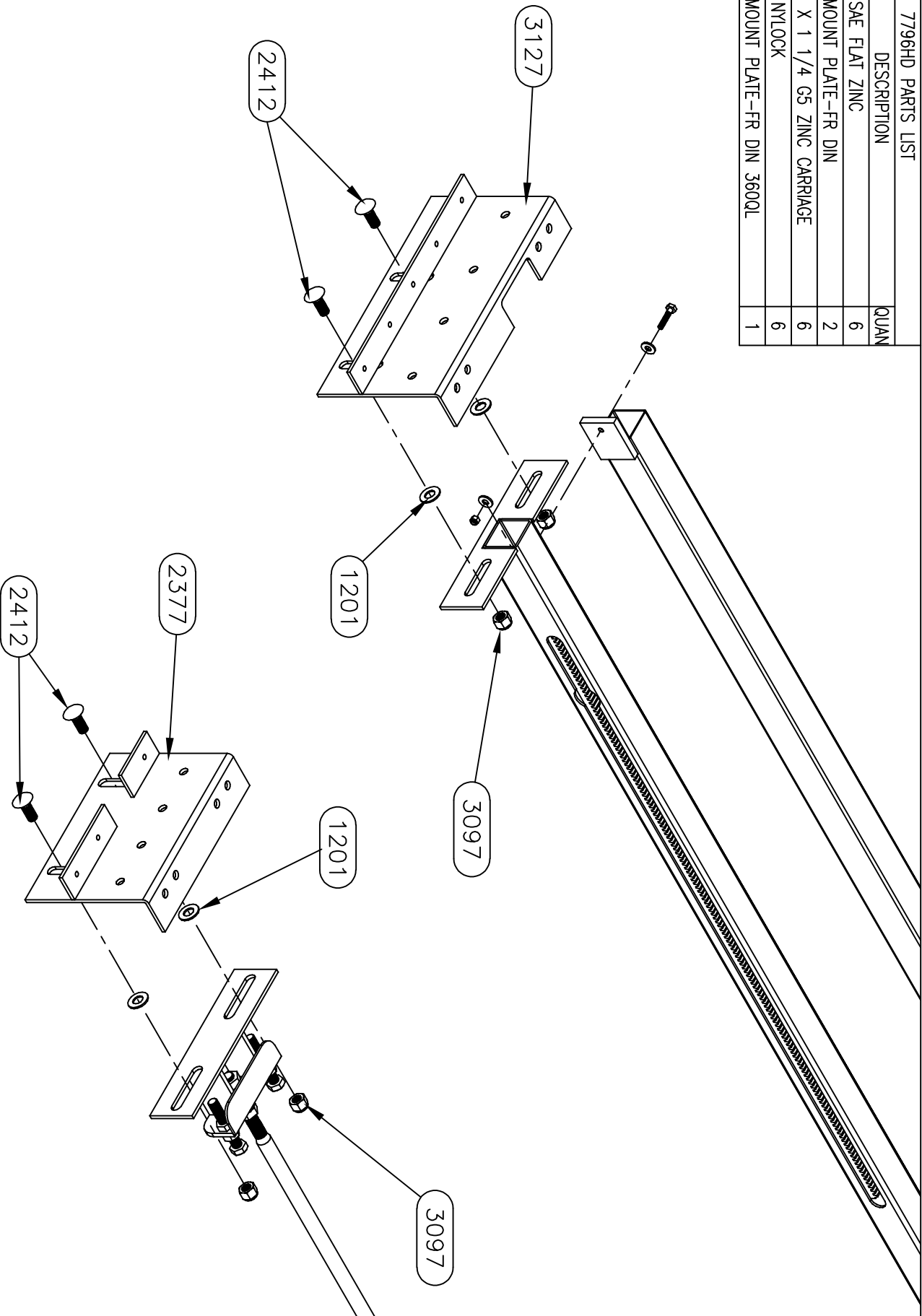
MAIN SLIDE ASSEMBLY
SIZE SCALE MATERIAL
A 1:1

USED ON:
FOREST RIVER DIESEL

PART NAME:
MAIN SLIDE-84" X 32"-FR QL
PAGE: 2 OF 4
DWG NO.: P7796
REV: A

NOTICE - This drawing, including principles of design, is the property of Doye Corporation, Elkhart, Indiana, with the agreement that it is not to be reproduced, copied, or loaned in any manner that may constitute a detriment directly or indirectly to Doye Corporation. Acceptance of this will be construed as an agreement of the above.

7796HD PARTS LIST		
PART#	DESCRIPTION	QUAN
1201	WASHER-1/2 SAE FLAT ZINC	6
2377	PLATE-ROOM MOUNT PLATE-FR DIN	2
2412	BOLT-1/2-13 X 1 1/4 G5 ZINC CARRIAGE	6
3097	NUT-1/2-13 NYLOCK	6
3127	PLATE-ROOM MOUNT PLATE-FR DIN 360QL	1



Equalizer			55169 COUNTRY ROAD 3					
ELKHART, IN 46515			#			REVISIONS		
			A			CHANGED E-CORD FROM 3283 TO 3471		
						BY: SU		
						DATE: 2/13/18		
						UNLESS OTHERWISE SPECIFIED:		
						TOLERANCES:		
						.XXX ± 0.010		
						.XX ± 0.010		
						.X ± 0.030		
						ANG. ± 1/2°		
						REMOVE ALL BURRS AND SHARP EDGES .015 MAX		
			TITLE			USED ON:		
			MAIN SLIDE ASSEMBLY			FOREST RIVER DIESEL		
			SIZE SCALE MATERIAL					
			A 1: 1					
			DRAW BY: SU			DATE: 6/15/12		
			AP'D BY: DATE:			PART NAME: MAIN SLIDE-84" X 32"-FR QL		
			PAGE: 3 OF 4			DWG NO.: P 7796		
						REV: A		

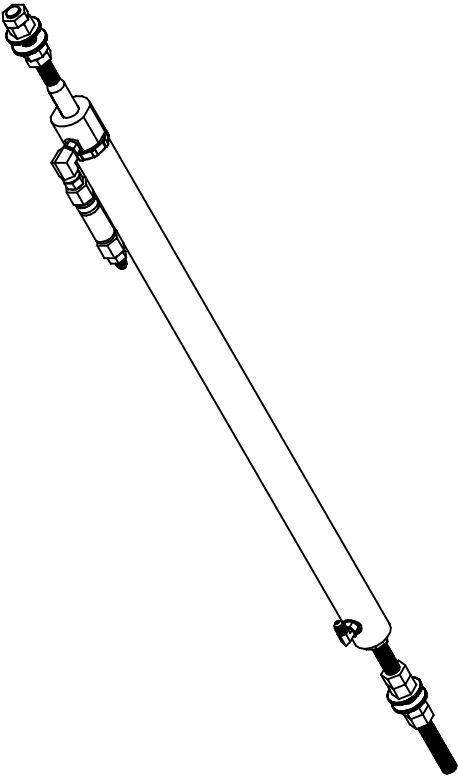
NOTICE - This drawing, including principles of design, is the property of Doye Corporation, Elkhart, Indiana, with the agreement that it is not to be reproduced, copied, or loaned in any manner that may constitute a detriment directly or indirectly to Doye Corporation. Acceptance of this will be construed as an agreement of the above.

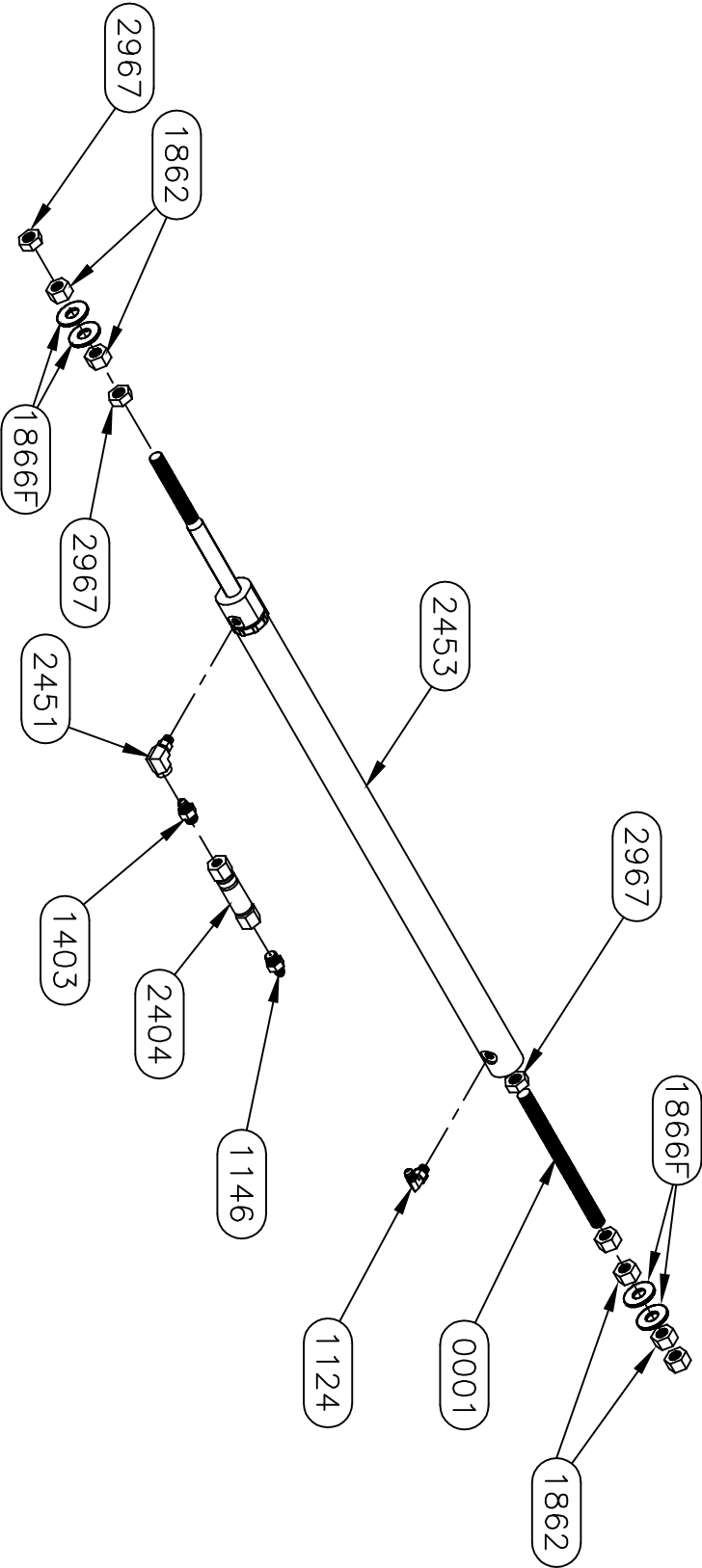


IMPORTANT NOTE:
ON BERKSHIRE 390BH IT IS NECESSARY TO
USE 6843S FOR REPLACEMENT. THIS IS A
SPLIT SHAFT. OLD SHAFT WILL HAVE TO BE
CUT IN HALF TO REMOVE.

APP'D BY	DATE	PAGE	DWG NO.	REV
—	6/15/12	4 OF 4	P7796	A

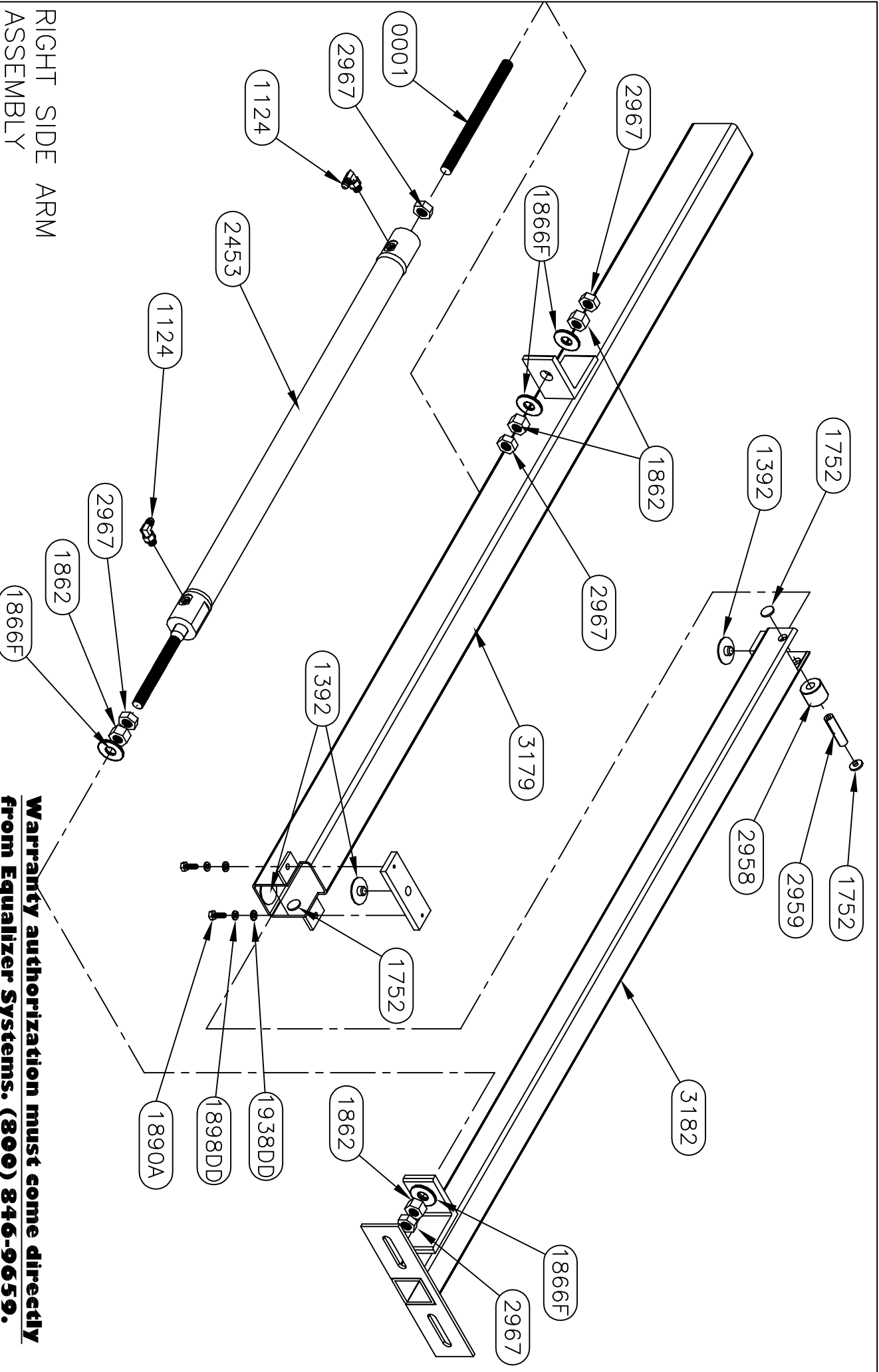
7889 PARTS LIST		
PART #	DESCRIPTION	QUAN
1124	FITTING-#4 JIC X #4 OR MALE 90	1
1146	FITTING-#6 OR X #4 JIC ADAPT	1
1403	FITTING-RESTRICTOR #6 X #4	1
1862	NUT-5/8-18 GR 2 FHN	6
1866F	WASHER-5/8 FLAT	4
2404	VALVE-ANTI CREEP	1
2451	FITTING-#4 FEM X #4 O-RING 90	1
2453	CYLINDER-SLIDE 1 3/8" BORE X 24"	1
2967	NUT-5/8-18 HEX JAM NUT	3
0001	ATR-5/8-18 X 8 1/4" LONG	1





Equalizer	55169 COUNTRY ROAD 3 ELKHART, IN 46515	#	REVISIONS	BY:	DATE:	UNLESS OTHERWISE SPECIFIED: TOLERANCES: .XXX ± 0.010 .XX ± 0.030 .X ± 1/2" REMOVE ALL BURRS AND SHARP EDGES .015 MAX		TITLE	MAIN SLIDE CYLINDER	USED ON:	NORCO SLIDE-FR
		A	Removed stop tube.	SU	3/13/14			SIZE SCALE	MATERIAL		
NOTICE - This drawing, including principles of design, is the property of Doye Corporation, Elkhart, Indiana, with the agreement that it is not to be reproduced, copied, or loaned in any manner that may constitute a detriment directly or indirectly to Doye Corporation. Acceptance of this will be construed as an agreement of the above.											
Warranty authorization must come directly from Equalizer Systems. (800) 846-9659.											
								DRW BY:	DATE:	PART NAME:	
								SU	10/9/13	SLIDE CYL-24" W/ ANTI CREEP-FR	
								PAGE:	1 OF 1	DWG NO.:	P7889
								REV:			A

RIGHT SIDE ARM
ASSEMBLY



**Warranty authorization must come directly
from Equalizer Systems. (800) 846-9659.**

Equalizer

55169 COUNTRY ROAD 3
ELKHART, IN 46515

#

REVISIONS

BY:

DATE:

UNLESS OTHERWISE
SPECIFIED:
TOLERANCES:
.XXX ± 0.010
.XX ± 0.010
.X ± 0.030
ANG. ± 1/2°
REMOVE ALL BURRS AND
SHARP EDGES .015 MAX

TITLE
MAIN SLIDE ASSEMBLY

USED ON:
FOREST RIVER DIESEL

SIZE SCALE MATERIAL

PART NAME:
SLIDE-24" FLUSH-4 ARM

DRW BY: SU

DATE: 7/15/14

AP'D BY: —

DATE: —

PAGE: 2 OF 4

REV: —

NOTICE - This drawing, including principles of design, is the property of Doye Corporation, Elkhart, Indiana, with the agreement that it is not to be reproduced, copied, or loaned in any manner that may constitute a detriment directly or indirectly to Doye Corporation. Acceptance of this will be construed as an agreement of the above.

LEFT SIDE ARM ASSEMBLY

Equalizer

55169 COUNTRY ROAD 3
ELKHART, IN 46515

NOTICE - This drawing, including principles of design, is the property of Days Corporation, Elkhart, Indiana, with the agreement that it is not to be reproduced, copied, or loaned in any manner that may constitute a detriment directly or indirectly to Days Corporation. Acceptance of this will be construed as an agreement of the above.

#

REVISIONS

BY:

DATE:

UNLESS OTHERWISE SPECIFIED:
TOLERANCES:
.XXX ± 0.010
.XX ± 0.030
.X ± 1/2"
REMOVE ALL BURRS AND SHARP EDGES .015 MAX

TITLE
MAIN SLIDE ASSEMBLY

USED ON:
FOREST RIVER DIESEL

SIZE SCALE MATERIAL

A 1: 1

DRW BY: DATE: 7/15/14

SU

AP'D BY DATE:

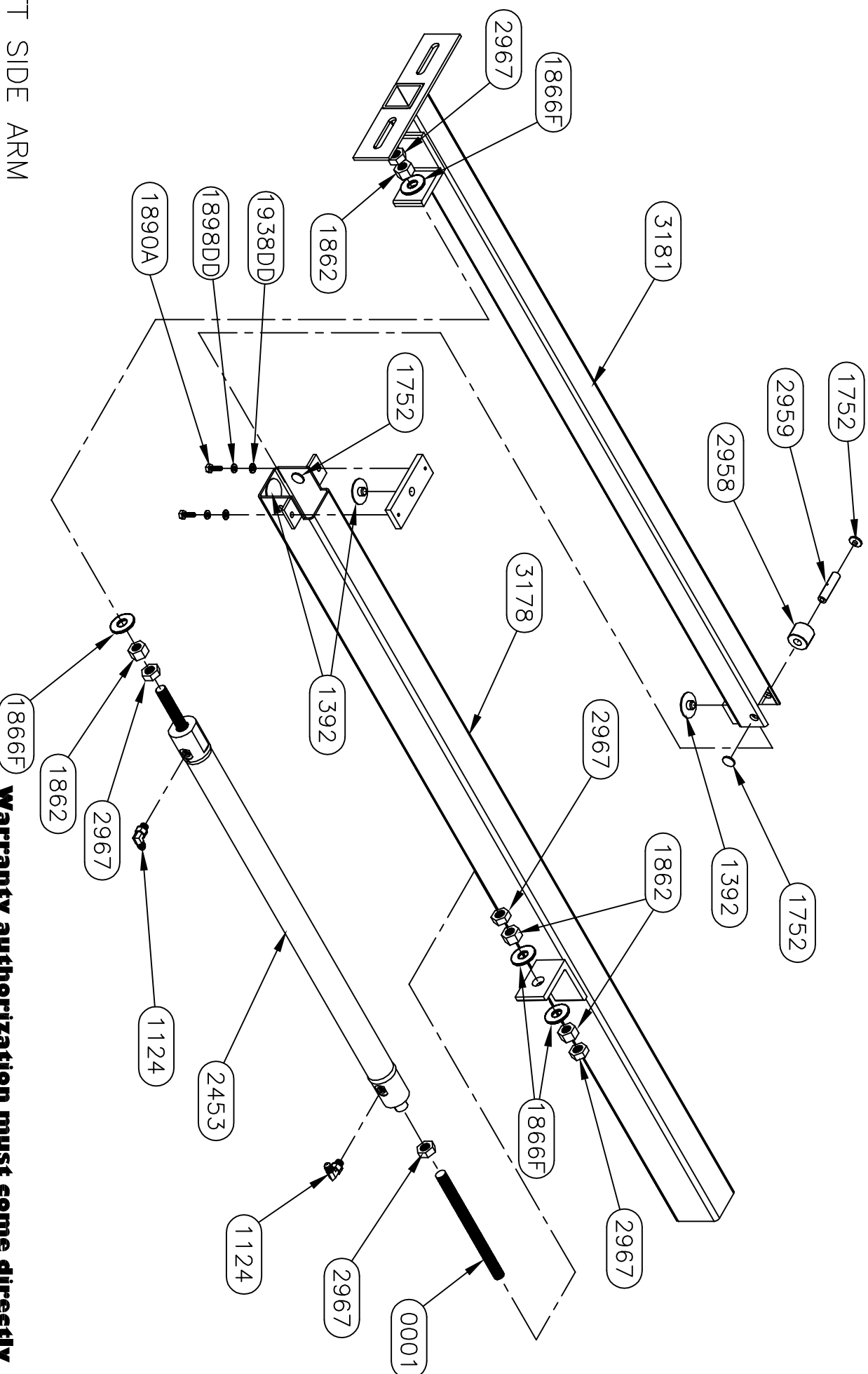
—

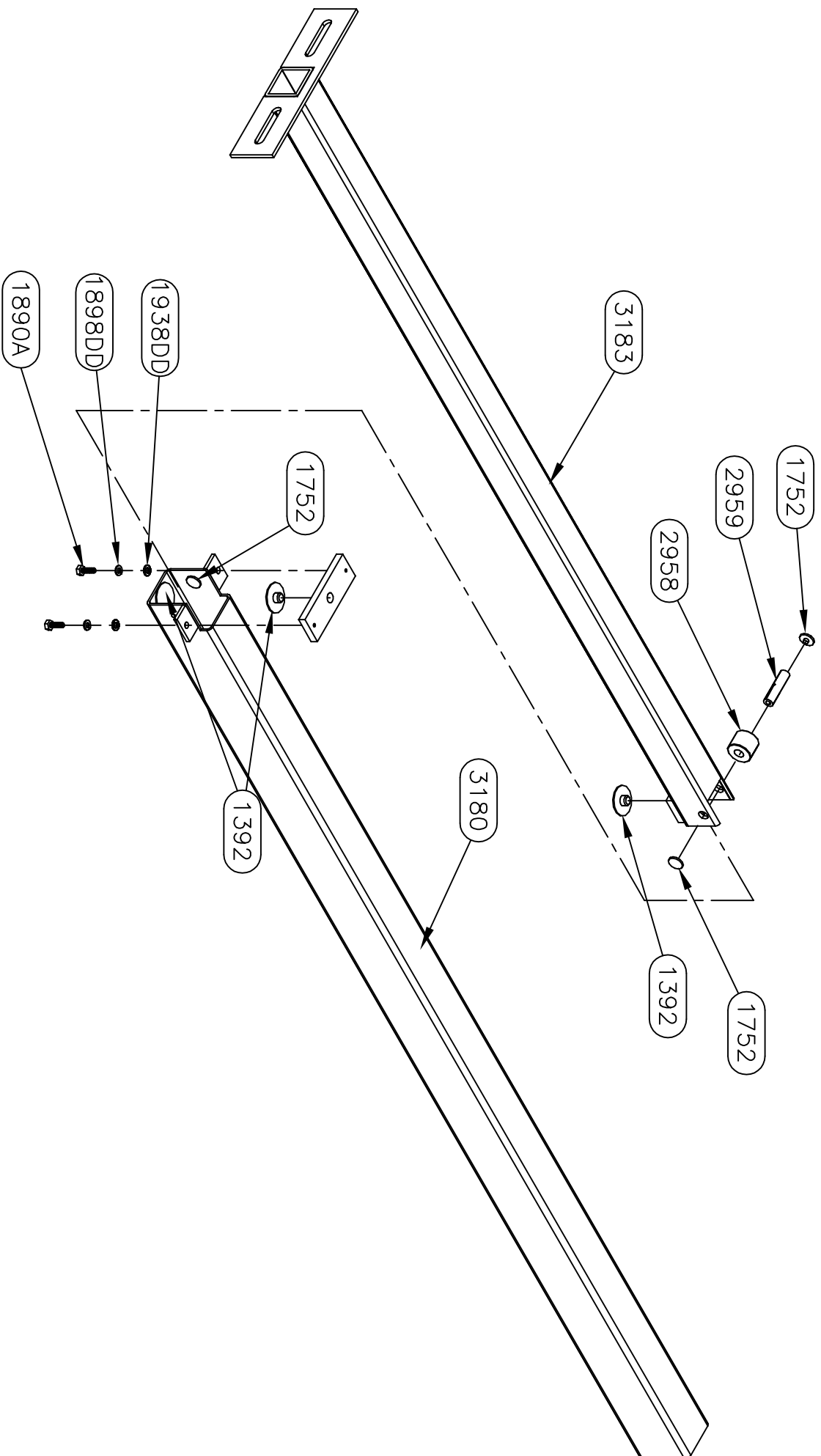
PART NAME: SLIDE-24" FLUSH-4 ARM

PAGE: 3 OF 4 DWG NO.: P7900

REV: —

**Warranty authorization must come directly
from Equalizer Systems. (800) 846-9659.**





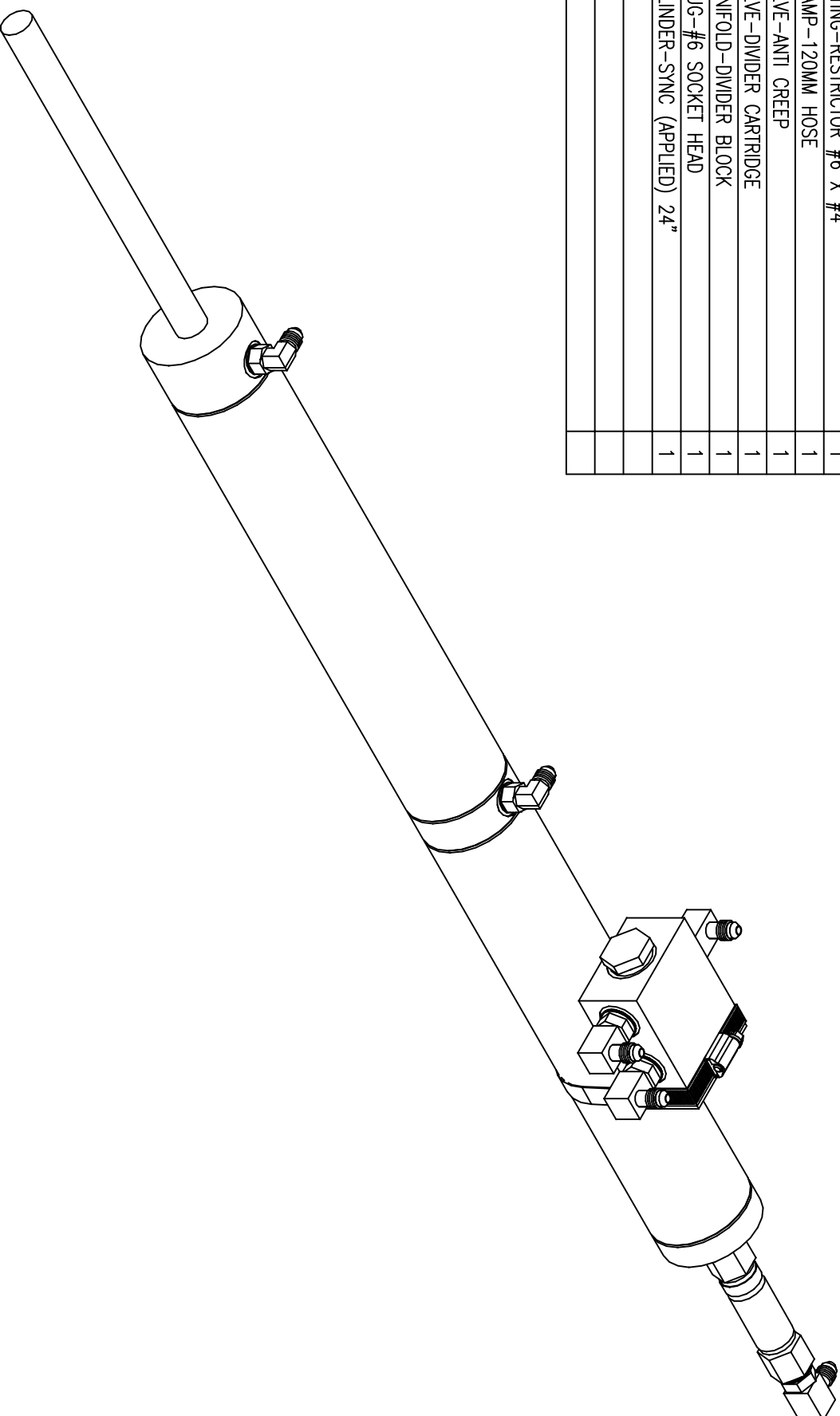
CENTER ARM
ASSEMBLY

**Warranty authorization must come directly
from Equalizer Systems. (800) 846-9659.**

55169 COUNTY ROAD 3 ELKHART, IN 46515		#		REVISIONS		BY:		DATE:		UNLESS OTHERWISE SPECIFIED: TOLERANCES: .XXX ± 0.010 .XX ± 0.010 .X ± 0.030 ANG. ± 1/2° REMOVE ALL BURRS AND SHARP EDGES .015 MAX		TITLE MAIN SLIDE ASSEMBLY		USED ON: FOREST RIVER DIESEL	
Equalizer												SIZE SCALE MATERIAL		PART NAME:	
NOTICE - This drawing, including principles of design, is the property of Doye Corporation, Elkhart, Indiana, with the agreement that it is not to be reproduced, copied, or loaned in any manner that may constitute a detriment directly or indirectly to Doye Corporation. Acceptance of this will be construed as an agreement of the above.												DRAW BY: SU		SLIDE-24" FLUSH-4 ARM	
												DATE: 7/15/14		PAGE: 4 OF 4	
												DWG NO.: P 7900		REV: -	

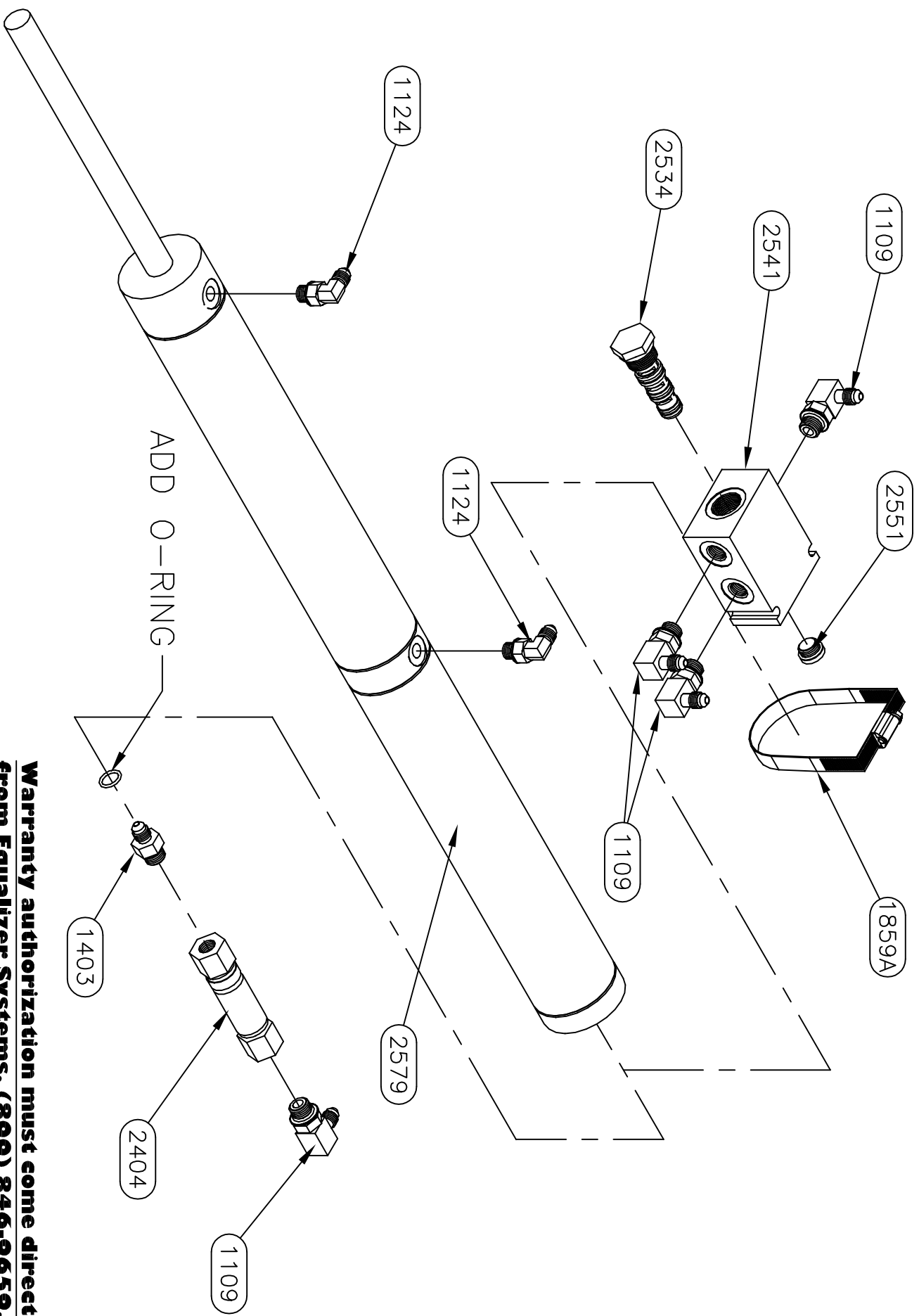
7903 PARTS LIST

PART#	DESCRIPTION	QUAN
1109	FITTING-#6 OR X #4 JIC MALE 90	4
1124	FITTING-#4 JIC X #4 OR MALE 90	2
1403	FITTING-RESTRICTOR #6 X #4	1
1859A	CLAMP-120MM HOSE	1
2404	VALVE-ANTI CREEP	1
2534	VALVE-DIVIDER CARTRIDGE	1
2541	MANIFOLD-DIVIDER BLOCK	1
2551	PLUG-#6 SOCKET HEAD	1
2579	CYLINDER-SYNC (APPLIED) 24"	1



Warranty authorization must come directly from Equalizer Systems. (800) 846-9659.

<i>Equalizer</i>		55169 COUNTY ROAD 3 ELKHART, IN 46515	
#		REVISIONS	
		BY:	DATE:
UNLESS OTHERWISE SPECIFIED:			
TOLERANCES:			
.XXX ± 0.010			
.XX ± 0.010			
.X ± 0.030			
ANG. ± 1/2°			
REMOVE ALL BURRS AND SHARP EDGES .015 MAX			
TITLE		USED ON:	
SYNC CYLINDER ASSEMBLY		FULL WALL-FRD	
SIZE	SCALE MATERIAL		
A 1: 1			
DRAW BY: DATE:			
SU 7/22/14			
APPD BY: DATE:			
—			
PART NAME:			
CYLINDER-SYNC W/DIVIDER 24"-FR			
PAGE: 1 OF 2	DWG NO: P7903	REV: —	

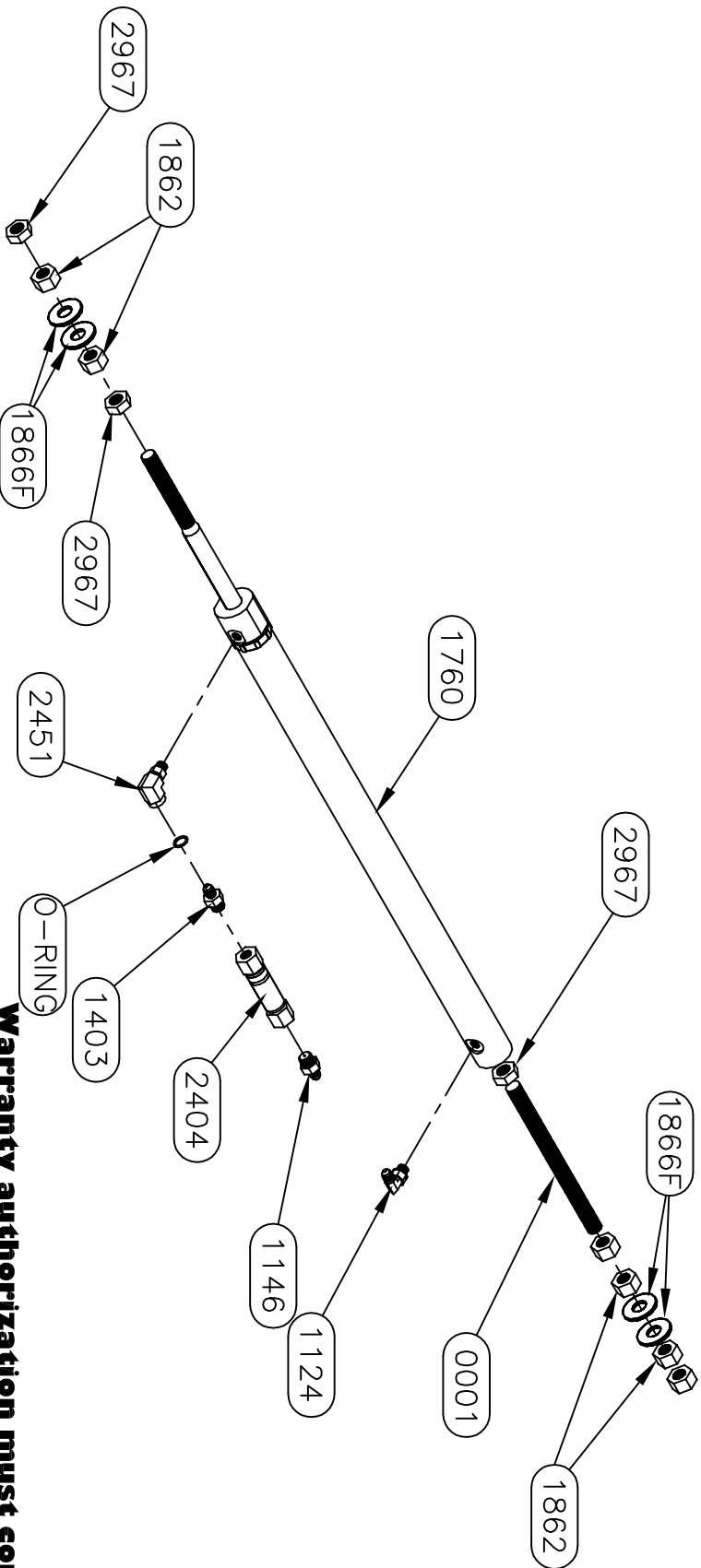
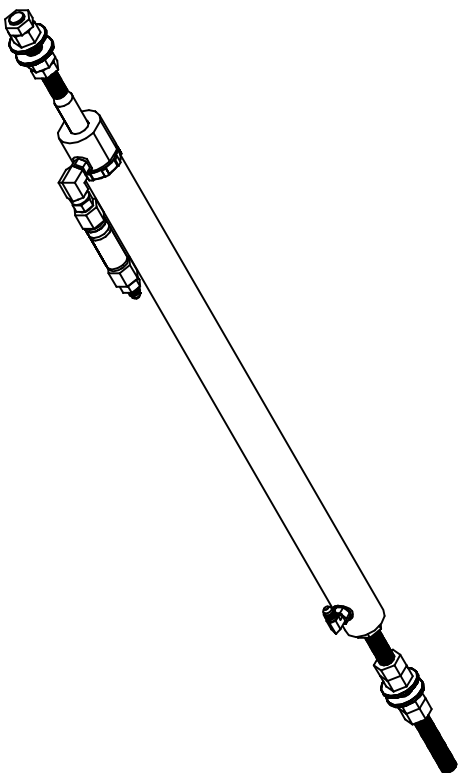


Warranty authorization must come directly from Equalizer Systems. (800) 846-9659.

Equalizer		55169 COUNTRY ROAD 3		ELKHART, IN 46515	
#	REVISIONS	BY:	DATE:	UNLESS OTHERWISE SPECIFIED:	
				TOLERANCES:	
				XXX ± 0.010	
				XX ± 0.020	
				X ± 1/2"	
				ANG. ± 1/2°	
				REMOVE ALL BURRS AND SHARP EDGES .015 MAX	
TITLE		SYNC CYLINDER ASSEMBLY		USED ON:	
SIZE SCALE		1:1		FULL WALL-FRD	
MATERIAL					
DRAW BY:		DATE:		PART NAME:	
SU		7/22/14		CYLINDER-SYNC W/DIVIDER 24"-FR	
AP'D BY:		DATE:		PAGE:	
				2 OF 2	
				DWG NO.:	
				P7903	
				REV:	

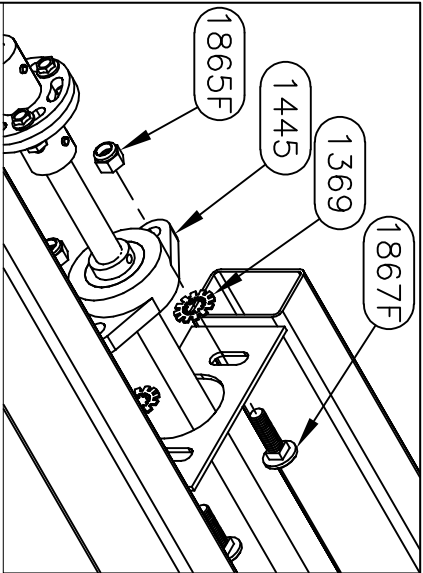
NOTICE - This drawing, including principles of design, is the property of Doye Corporation, Elkhart, Indiana, with the agreement that it is not to be reproduced, copied, or loaned in any manner that may constitute a detriment directly or indirectly to Doye Corporation. Acceptance of this will be construed as an agreement of the above.

7926 PARTS LIST		
PART#	DESCRIPTION	QUAN
1124	FITTING-#4 JIC X #4 OR MALE 90	1
1146	FITTING-#6 OR X #4 JIC ADAPT	1
1403	FITTING-RESTRICTOR #6 X #4	1
1760	CYLINDER-SLIDE 1 3/8" BORE X 20"	1
1862	NUT-5/8-18 GR 2 FHN	6
1866F	WASHER-5/8 FLAT	4
2404	VALVE-ANTI CREEP	1
2451	FITTING-#4 FEM X #4 O-RING 90	1
2967	NUT-5/8-18 HEX JAM NUT	3
0001	ATR-5/8-18 X 8 1/4" LONG	1

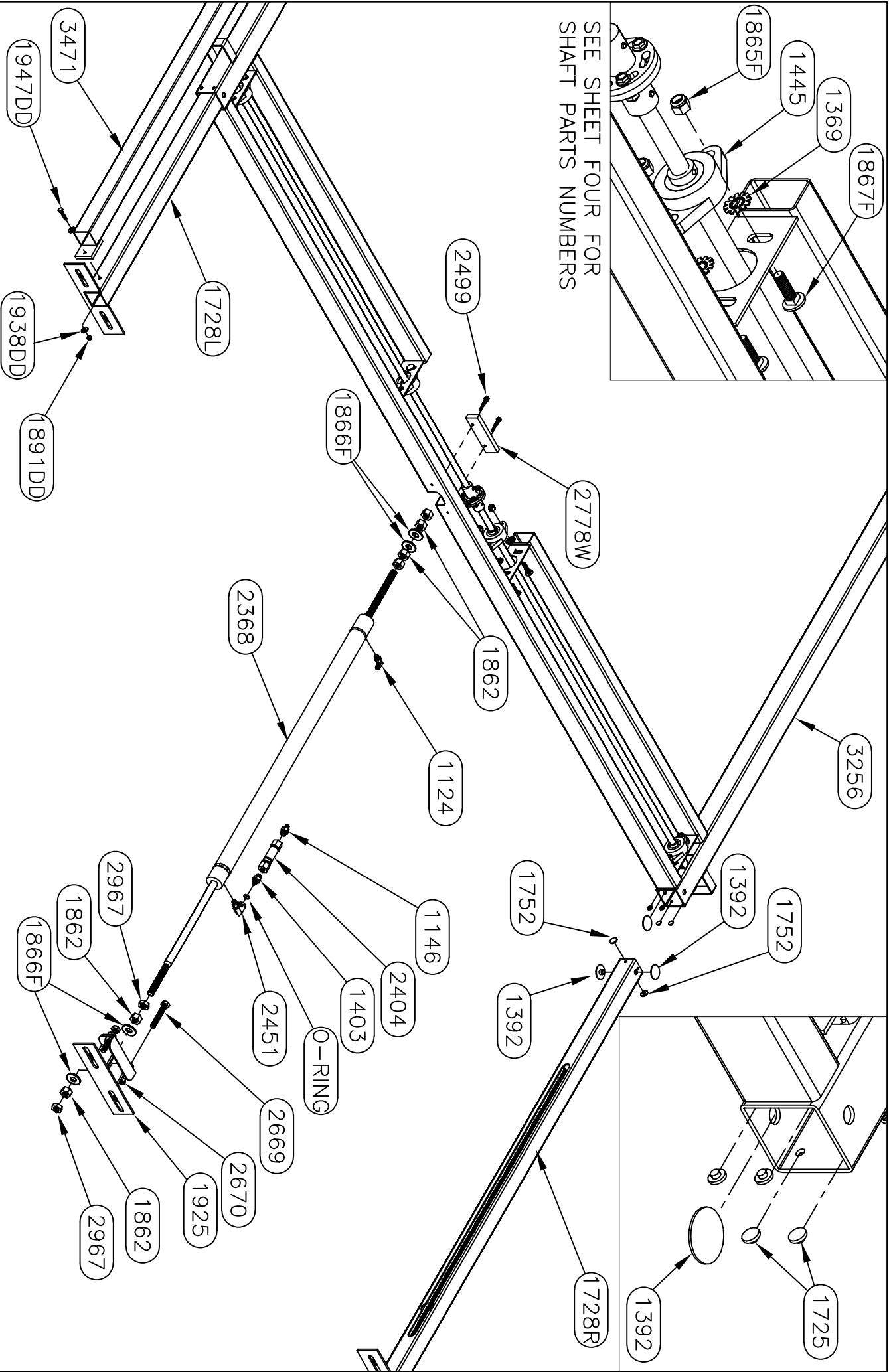


Equalizer			55169 COUNTRY ROAD 3 ELKHART, IN 46515			#			REVISIONS			BY:			DATE:			UNLESS OTHERWISE SPECIFIED:			TITLE			USED ON:		
NOTICE - This drawing, including principles of design, is the property of Doye Corporation, Elkhart, Indiana, with the agreement that it is not to be reproduced, copied, or loaned in any manner that may constitute a detriment directly or indirectly to Doye Corporation. Acceptance of this will be construed as an agreement of the above.																		TOLERANCES:			MAIN SLIDE CYLINDER			NORCO SLIDE-FR		
																		.XXX ± 0.010			SIZE SCALE			DATE:		
																		.XX ± 0.010			A 1: 1			4/17/14		
																		.X ± 0.030			SU			SLIDE CYL-20" W/ ANTI CREEP-FR		
																		ANG. ± 1/2"			AP'D BY			PAGE:		
																		REMOVE ALL BURRS AND SHARP EDGES .015 MAX			DATE:			1 OF 1		
																								DWG NO.:		
																								17926		
																								REV:		

Warranty authorization must come directly from Equalizer Systems. (800) 846-9659.



SEE SHEET FOUR FOR
SHAFT PART NUMBERS



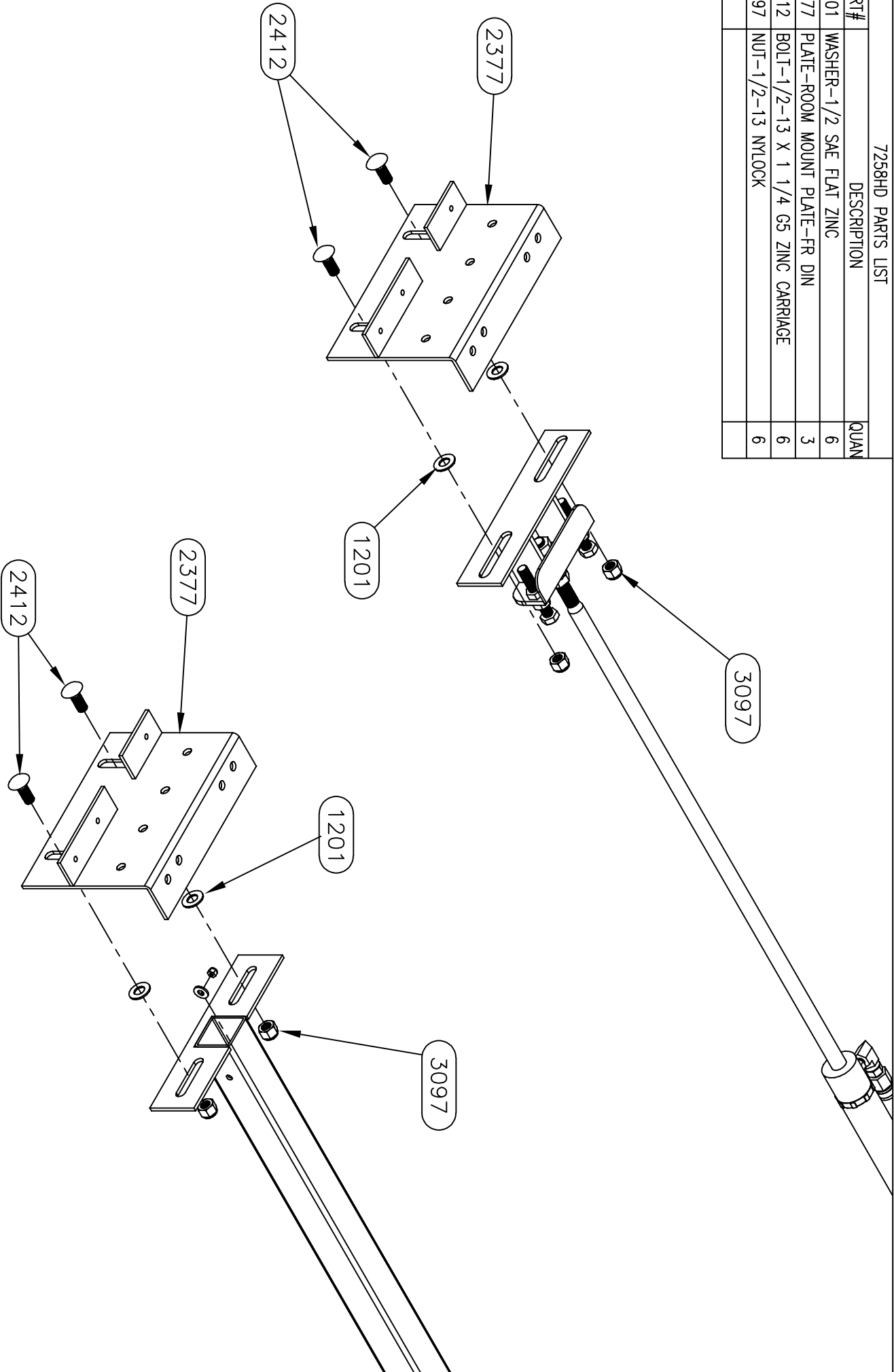
Equalizer

55169 COUNTRY ROAD 3
ELKHART, IN 46515

NOTICE - This drawing, including principles of design, is the property of Days Corporation, Elkhart, Indiana, with the agreement that it is not to be reproduced, copied, or loaned in any manner that may constitute a detriment directly or indirectly to Days Corporation. Acceptance of this will be construed as an agreement of the above.

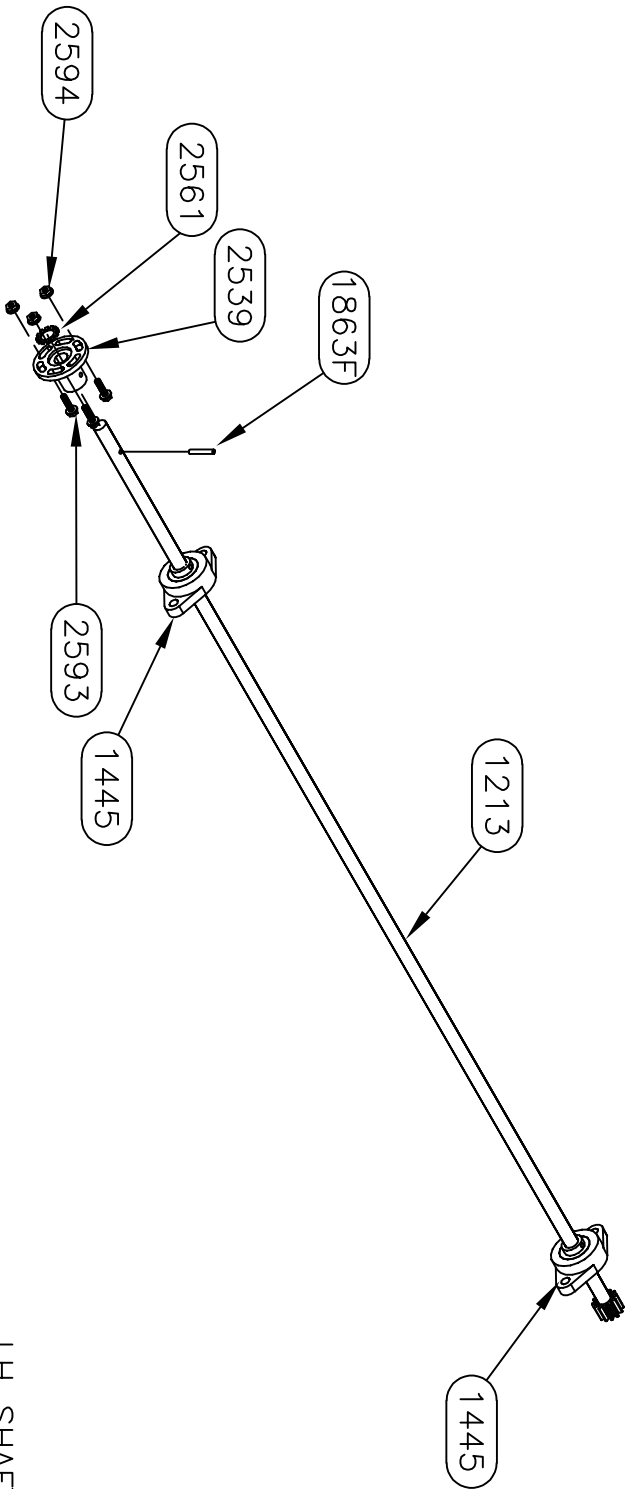
#	REVISIONS	BY:	DATE:	TITLE	USED ON:
A	CHANGED E-CORD TUBE TO LARGE & MOVED TO OPP SIDE	SJ	2/16/18	MAIN SLIDE ASSEMBLY	FOREST RIVER DIESEL
B	Added 4" to outer tubes.	SJ	7/17/19		
UNLESS OTHERWISE SPECIFIED:					
TOLERANCES:					
XXX ± 0.010					
XX ± 0.010					
X ± 0.030					
ANG. ± 1/2"					
REMOVE ALL BURRS AND SHARP EDGES .015 MAX					
SIZE	SCALE	MATERIAL	DATE:	PART NAME:	PAGE:
A	1:1		1/15/16	MAIN SLIDE-116.5" X 32"-FR	2 OF 4
AP'D BY	DATE:			DWG NO.:	REV:
				P7993	B

7258HD PARTS LIST		
PART#	DESCRIPTION	QUAN
1201	WASHER-1/2 SAE FLAT ZINC	6
2377	PLATE-ROOM MOUNT PLATE-FR DIN	3
2412	BOLT-1/2-13 X 1 1/4 G5 ZINC CARRIAGE	6
3097	NUT-1/2-13 NYLOCK	6

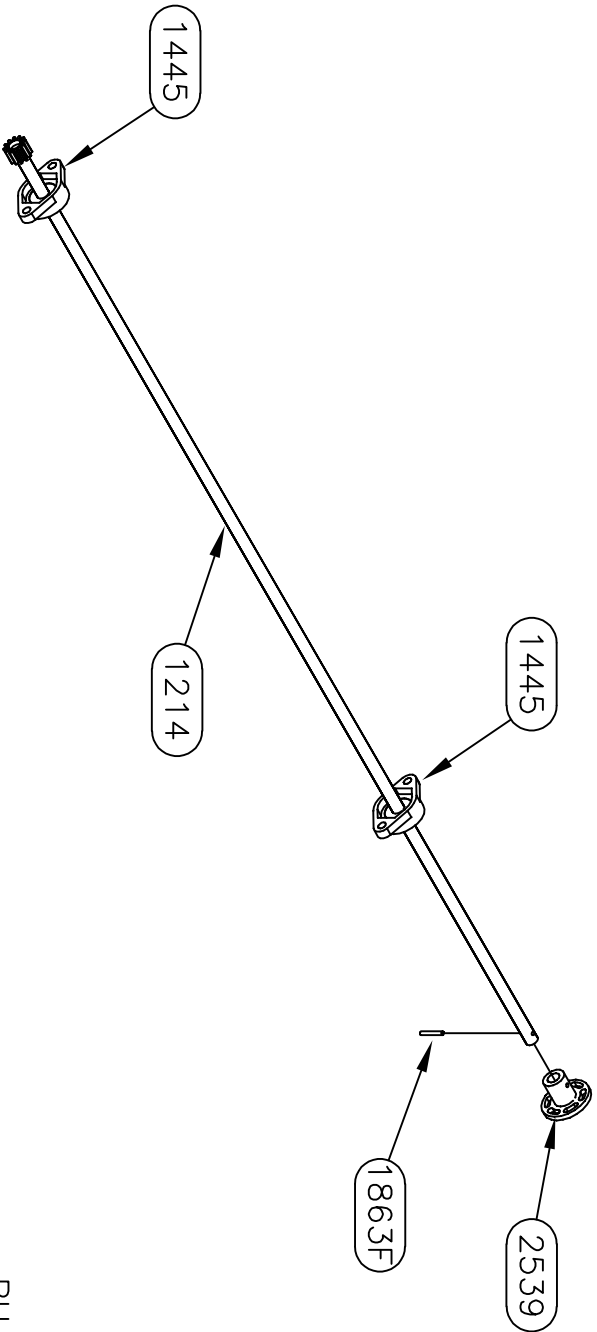


<i>Equalizer</i>			55169 COUNTRY ROAD 3 ELKHART, IN 46515				
#	REVISIONS	BY:	DATE:	UNLESS OTHERWISE SPECIFIED:		TITLE	USED ON:
A	CHANGED E-CORD TUBE TO LARGE & MOVED TO OPP SIDE	SJ	2/16/18	TOLERANCES:		MAIN SLIDE ASSEMBLY	FOREST RIVER DIESEL
B	Added 4" to outer tubes.	SJ	7/17/19	.XXX ± 0.010 .XX ± 0.010 .X ± 0.030 ANG. ± 1/2"		SIZE SCALE MATERIAL A 1: 1	
				REMOVE ALL BURRS AND SHARP EDGES .015 MAX		DRW BY: DATE: 1/15/16	PART NAME: MAIN SLIDE-116.5" X 32"-FR
						AP'D BY: DATE:	PAGE: 3 OF 4 DWG NO.: P7993 REV: B

NOTICE - This drawing, including principles of design, is the property of Doye Corporation, Elkhart, Indiana, with the agreement that it is not to be reproduced, copied, or loaned in any manner that may constitute a detriment directly or indirectly to Doye Corporation. Acceptance of this will be construed as an agreement of the above.



LH SHAFT ASSEMBLY (longer)

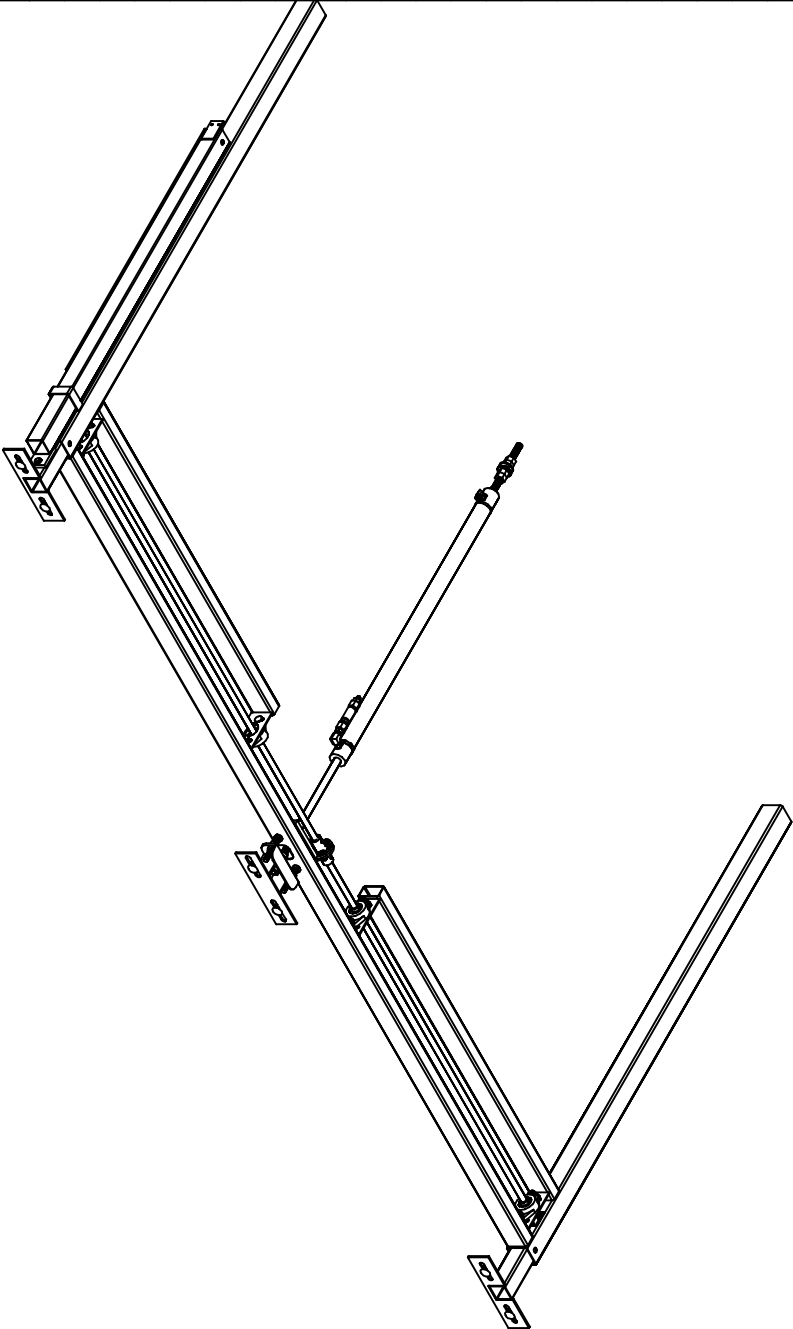


RH SHAFT ASSEMBLY (shorter)

Equalizer 55169 COUNTRY ROAD 3 ELKHART, IN 46515		# A B		REVISIONS CHANGED E-CORD TUBE TO LARGE & MOVED TO OPP SIDE Added 4" to outer tubes.		BY: SU SU	DATE: 2/16/18 7/17/19	UNLESS OTHERWISE SPECIFIED: TOLERANCES: XXX ± 0.010 .XX ± 0.005 .X ± 1/2" REMOVE ALL BURRS AND SHARP EDGES .015 MAX		TITLE MAIN SLIDE ASSEMBLY	SIZE SCALE 1:1	MATERIAL	DATE: 1/15/16	PART NAME: MAIN SLIDE-116.5" X 32"-FR	PAGE: 4 OF 4	DWG NO.: P7993	REV: B
---	--	-------------	--	---	--	-----------------	-----------------------------	--	--	------------------------------	-------------------	----------	------------------	--	-----------------	-------------------	-----------

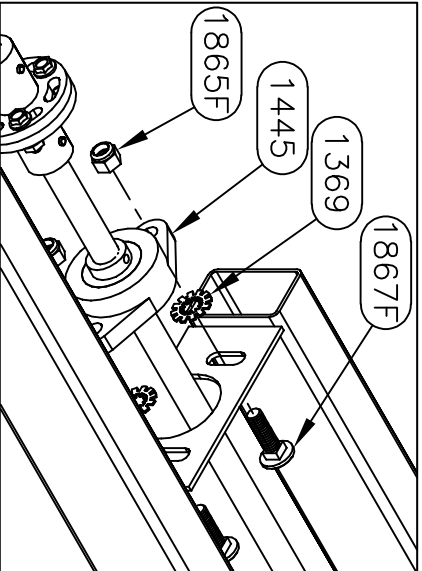
NOTICE - This drawing, including principles of design, is the property of Doye Corporation, Elkhart, Indiana, with the agreement that it is not to be reproduced, copied, or loaned in any manner that may constitute a detriment directly or indirectly to Doye Corporation. Acceptance of this will be construed as an agreement of the above.

7993A PARTS LIST		
PART#	DESCRIPTION	QUAN
1124	FITTING-#4 JIC X #4 OR MALE 90	1
1146	FITTING-#6 OR X #4 JIC ADAPT	1
1213	SHAFT-5/8 X 61 1/4 COLD ROLL	1
1214	SHAFT-5/8 X 54 3/16 COLD ROLL	1
1369	WASHER-3/8 EXT/INT TOOTH LOCK	8
1392	BUTTON-1.5" UHMW	8
1403	FITTING-RESTRICTOR #6 X #4	1
1445	BEARING-2 BOLT FLANGE	4
1725	BUTTON-1/2" UHMW	8
1728L	TUBE-36" DRIVE LH	1
1728R	TUBE-36" DRIVE RH	1
1752	BUTTON-3/4" UHMW	4
1862	NUT-5/8-18 GR 2 FHN	6
1863F	PIN-3/16 X 1 1/4 SPRING	2
1865F	NUT-3/8-16 NYLOCK Z	8
1866F	WASHER-5/8 FLAT	4
1867F	BOLT-3/8-16 X 1 1/4 CARRIAGE ZINC	8
1891DD	NUT-1/4-20 NYLOCK	1
1925	BRACKET-CYLINDER MOUNT MAIN	1
1938DD	WASHER 1/4 FLAT	2
1947DD	BOLT-1/4-20 X 1 1/4 HHCS	1
2368	CYLINDER-SLIDE 1 3/8" X 32"	1
2404	VALVE-ANTI CREEP	1
2451	FITTING-#4 FEM X #4 O-RING 90	1
2499	SCREW-1/4 X 1 1/4 TEK	2
2539	COUPLING-5/8" TIMING SHAFT	2
2561	WASHER-5/8 STAR	1
2593	SCREW-1/4-20 X FLANGE	3
2594	NUT-1/4-20 FLANGE	3
2669	BOLT-1/2-13 X 3 TAP GR 5	2
2670	NUT-1/2-13 JAM NUT	2
2778W	GUARD-CYLINDER ROD	1
2967	NUT-5/8-18 HEX JAM NUT	2
3256X	FRAME-116.5" MAIN SLIDE FRAME-FR-2021	1
3471A	TUBE-ELECTRIC CORD-2" SQ-2021	1



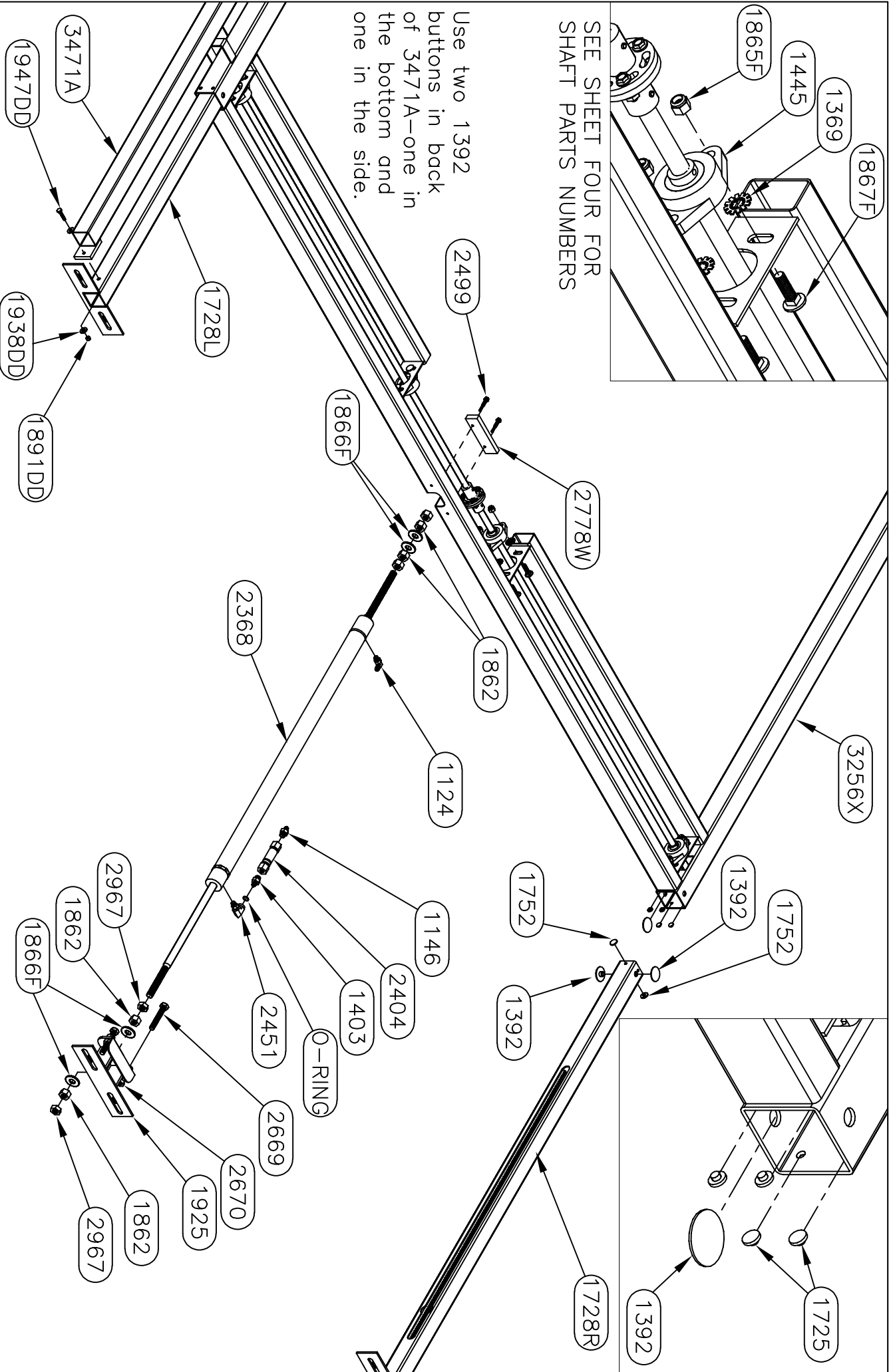
Warranty authorization must come directly from Equalizer Systems. (800) 846-9659.

<div> <div> <div> <div> <div>55169 COUNTRY ROAD 3</div> <div>ELKHART, IN 46515</div> </div> </div> </div> <div> <div>Equalizer</div> </div> </div>		#	REVISIONS		BY:	DATE:	<div> <div>UNLESS OTHERWISE SPECIFIED:</div> <div>TOLERANCES:</div> <div>.XXX ± 0.010</div> <div>.XX ± 0.010</div> <div>.X ± 0.030</div> <div>ANG. ± 1/2°</div> <div>REMOVE ALL BURRS AND SHARP EDGES .015 MAX</div> </div>		<div> <div>TITLE</div> <div>MAIN SLIDE ASSEMBLY</div> </div>		<div> <div>USED ON:</div> <div>FOREST RIVER DIESEL</div> </div>	
<div> <div>NOTICE - This drawing, including principles of design, is the property of Days Corporation, Elkhart, Indiana, with the agreement that it is not to be reproduced, copied, or loaned in any manner that may constitute a detriment directly or indirectly to Days Corporation. Acceptance of this will be construed as an agreement of the above.</div> </div>							<div> <div>SIZE SCALE</div> <div>A 1: 1</div> </div>		<div> <div>MATERIAL</div> <div></div> </div>		<div> <div>PART NAME:</div> <div>MAIN SLIDE-116.5" X 32"-FR-2021</div> </div>	
							<div> <div>DRW BY:</div> <div>SU</div> </div>		<div> <div>DATE:</div> <div>1/20/20</div> </div>		<div> <div>PAGE:</div> <div>1 OF 4</div> </div>	
							<div> <div>APPD BY</div> <div></div> </div>		<div> <div>DATE:</div> <div></div> </div>		<div> <div>DWG NO.:</div> <div>P7993A</div> </div>	
											<div> <div>REV:</div> <div></div> </div>	



SEE SHEET FOUR FOR
SHAFT PARTS NUMBERS

Use two 1392
buttons in back
of 3471A—one in
the bottom and
one in the side.



Equalizer

55169 COUNTRY ROAD 3
ELKHART, IN 46515

#

REVISIONS

BY:

DATE:

UNLESS OTHERWISE
SPECIFIED:
TOLERANCES:
.XXX ± 0.010
.XX ± 0.010
.X ± 0.030
ANG. ± 1/2°
REMOVE ALL BURRS AND
SHARP EDGES .015 MAX

TITLE
MAIN SLIDE ASSEMBLY
SIZE SCALE MATERIAL
A 1: 1

USED ON:
FOREST RIVER DIESEL

DRW BY: SU

DATE: 1/20/20

PART NAME:
MAIN SLIDE-116.5" X 32"-FR-2021


REV:

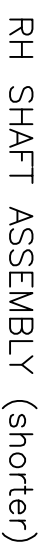
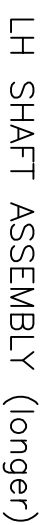
PAGE: 2 OF 4

DWG NO.: P7993A

NOTICE - This drawing, including principles of design, is the property of Doye Corporation, Elkhart, Indiana, with the agreement that it is not to be reproduced, copied, or loaned in any manner that may constitute a detriment directly or indirectly to Doye Corporation. Acceptance of this will be construed as an agreement of the above.

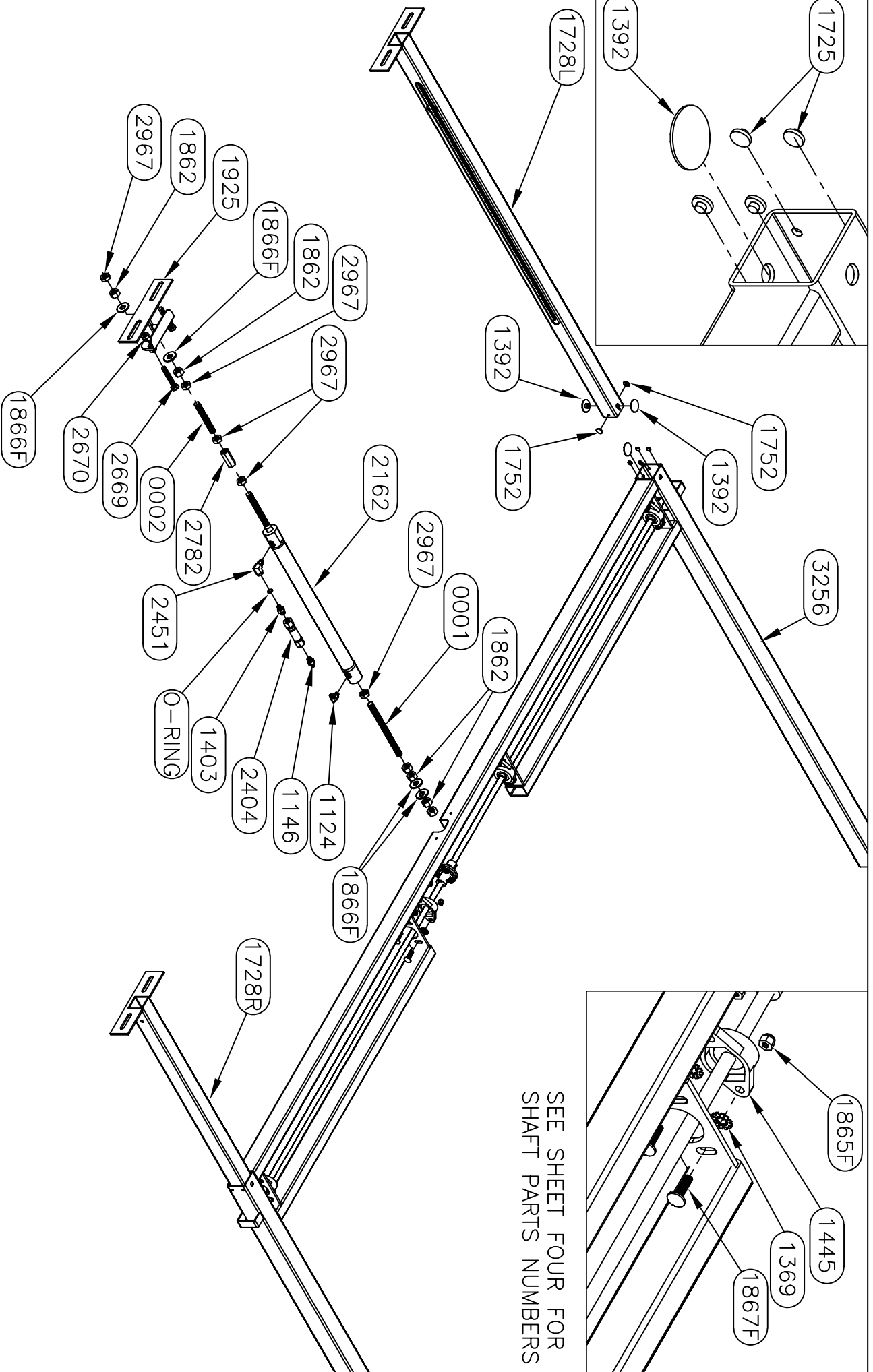
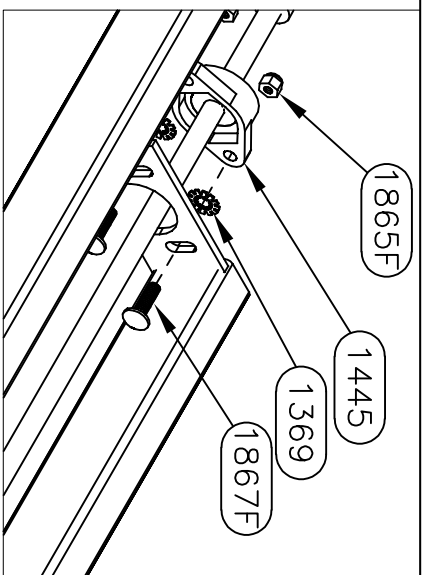
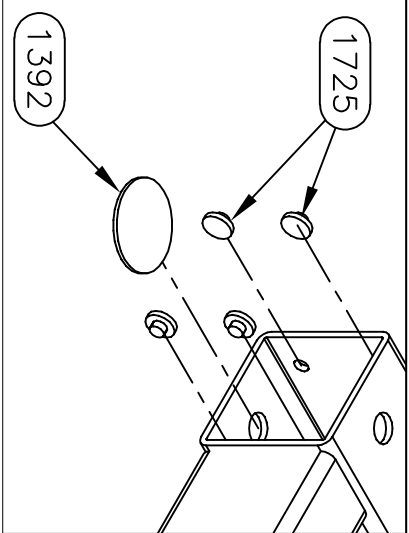
PART#	DESCRIPTION	QUAN
1201	WASHER-1/2 SAE FLAT ZINC	6
2377	PLATE-ROOM MOUNT PLATE-FR DIN	3
2412	BOLT-1/2-13 X 1 1/4 G5 ZINC CARRIAGE	6
3097	NUT-1/2-13 NYLOCK	6





USED ON:
FOREST RIVER DIESEL

A	1	1							
DRW BY:	DATE:	PART NAME:							
SJ	1/20/20	MAN SLIDE-116.5" X 32"-FR-2021							
APP'D BY:	DATE:	PAGE:	DWG NO.:		REV:				
-	-	4 OF 4	P7993A		-				

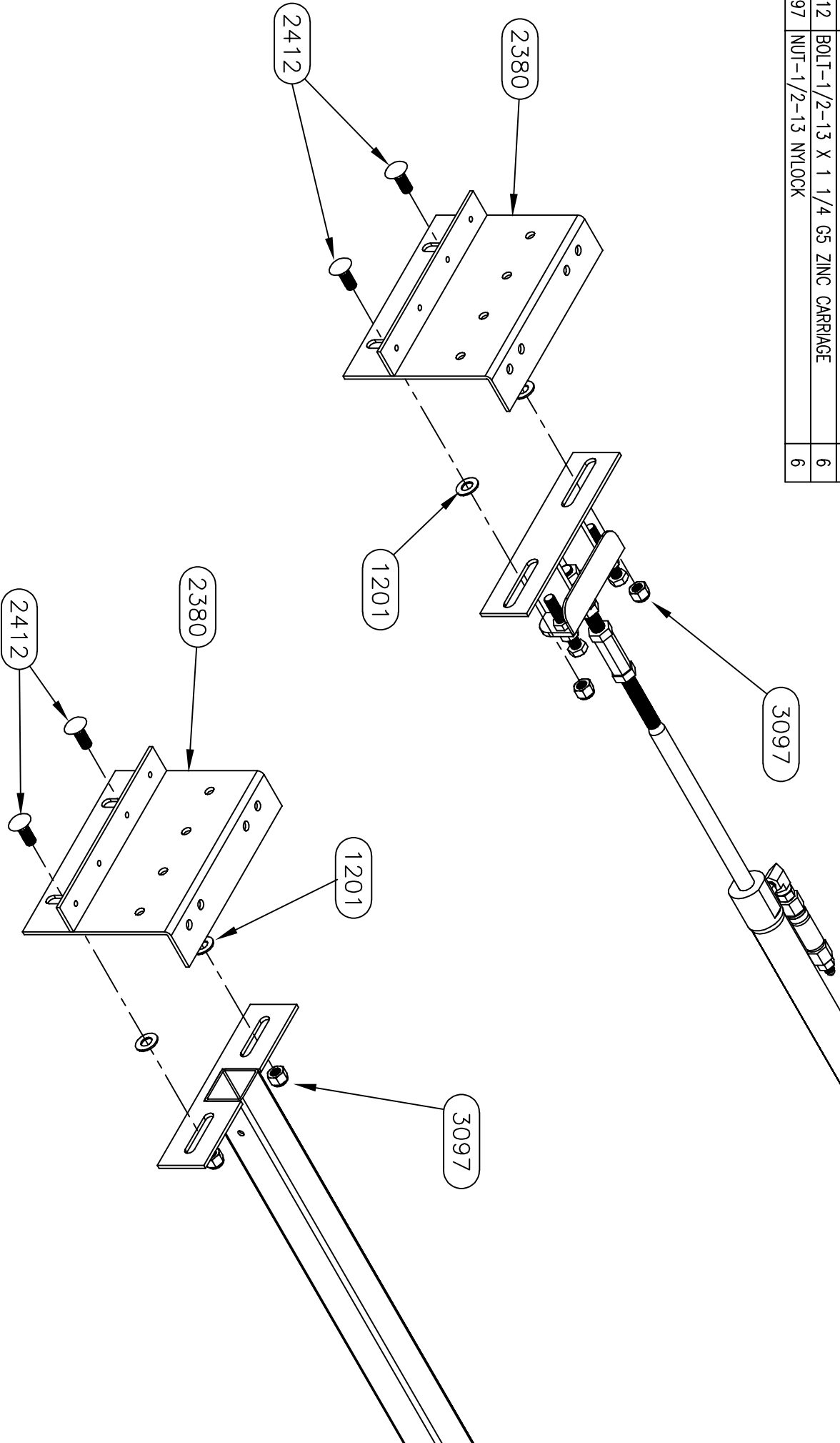


SEE SHEET FOUR FOR
SHAFT PARTS NUMBERS

Equalizer 55169 COUNTY ROAD 3 ELKHART, IN 46515		#	REVISIONS	BY:	DATE:	UNLESS OTHERWISE SPECIFIED:		TITLE	USED ON:	
		A	Updated shafts and tubes.	SJ	7/23/19	TOLERANCES:		MAIN SLIDE ASSEMBLY	FOREST RIVER DIESEL	
						XXX ± 0.010		SIZE SCALE MATERIAL		
						XX ± 0.010		DRW BY: DATE:		
						X ± 1/2"		1/15/16		
						REMOVE ALL BURRS AND SHARP EDGES .015 MAX		AP'D BY DATE:		
								PAGE: 2 OF 4		
								REV: A		

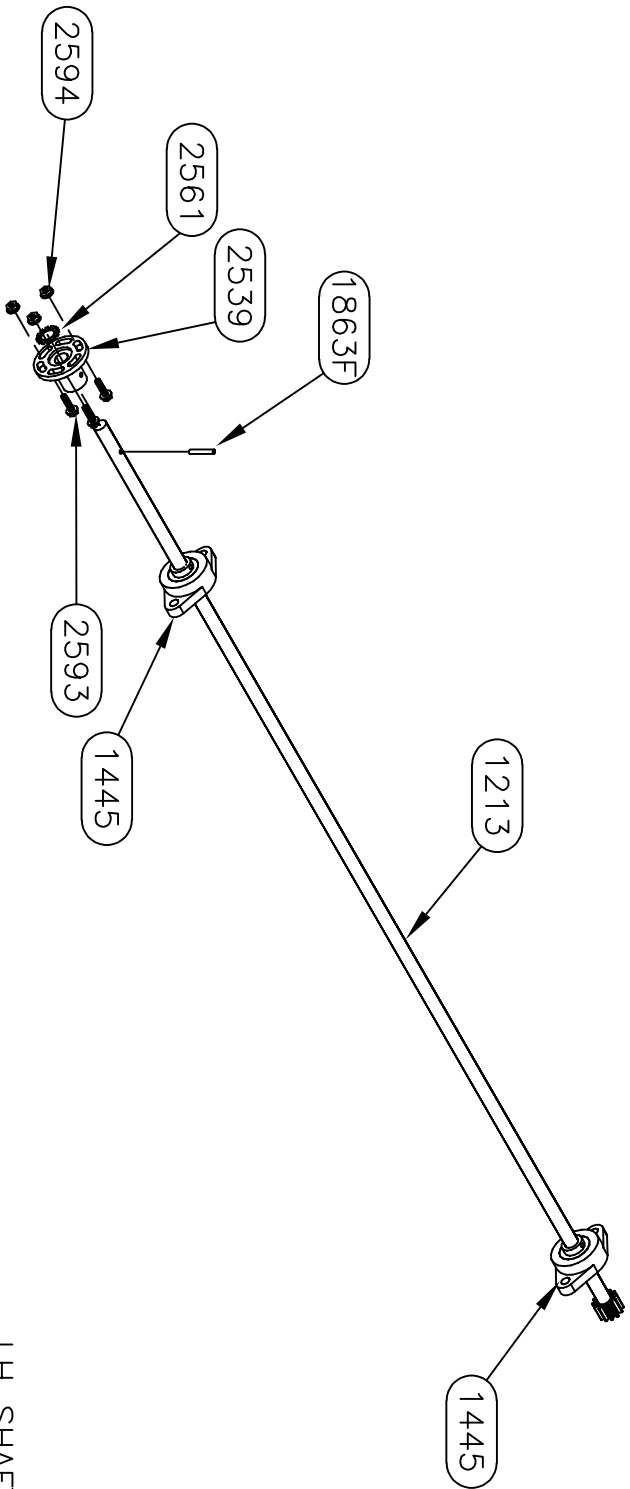
NOTICE - This drawing, including principles of design, is the property of Days Corporation, Elkhart, Indiana, with the agreement that it is not to be reproduced, copied, or loaned in any manner that may constitute a detriment directly or indirectly to Days Corporation. Acceptance of this will be construed as an agreement of the above.

7455HD PARTS LIST		
PART#	DESCRIPTION	QUAN
1201	WASHER-1/2 SAE FLAT ZINC	6
2380	PLATE-ROOM MOUNT-FR KITCHEN	3
2412	BOLT-1/2-13 X 1 1/4 G5 ZINC CARRIAGE	6
3097	NUT-1/2-13 NYLOCK	6

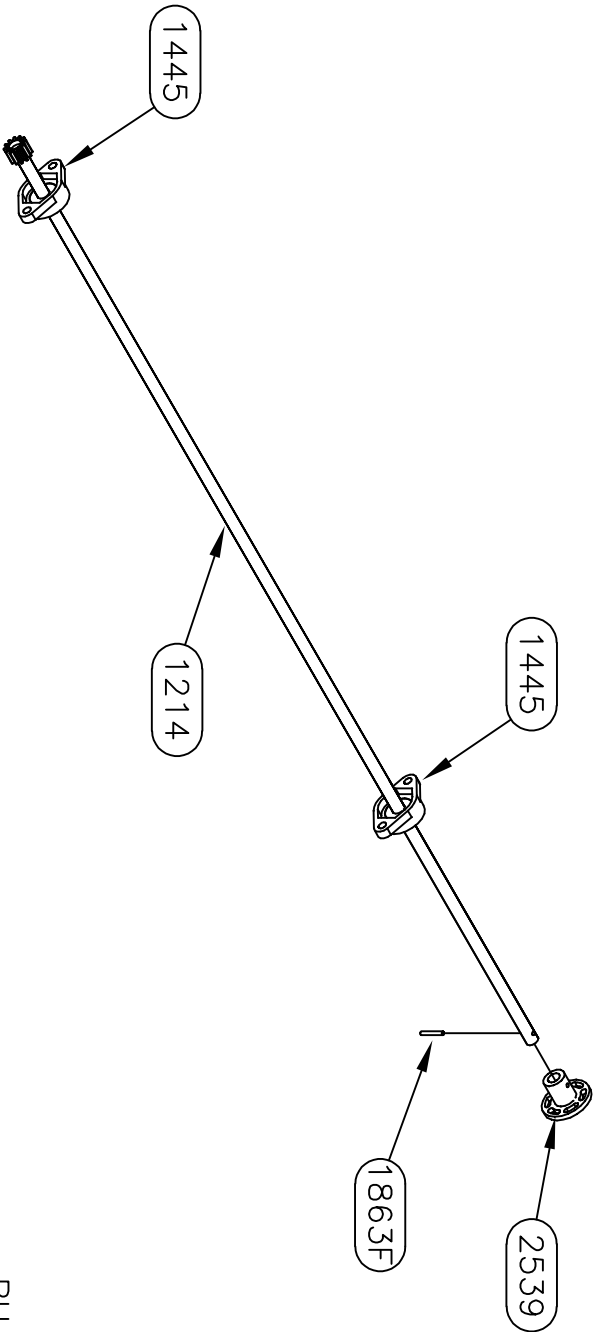


Equalizer			55169 COUNTRY ROAD 3			#		
ELKHART, IN 46515						A		
			REVISED			Updated shafts and tubes.		
			BY: SU			DATE: 7/23/19		
			UNLESS OTHERWISE SPECIFIED:			TOLERANCES:		
						.XXX ± 0.010		
						.XX ± 0.010		
						.X ± 0.020		
						ANG. ± 1/2°		
						REMOVE ALL BURRS AND SHARP EDGES .015 MAX		
			TITLE			MAIN SLIDE ASSEMBLY		
			SIZE SCALE			MATERIAL		
			A 1:1					
			DRW BY: SU			DATE: 1/15/16		
			AP'D BY: —			DATE: —		
			PART NAME:			MAIN SLIDE-116.5" X 18"-FR		
			PAGE: 3 OF 4			DWG NO.: P7997		
			REV: A					

NOTICE - This drawing, including principles of design, is the property of Doye Corporation, Elkhart, Indiana, with the agreement that it is not to be reproduced, copied, or loaned in any manner that may constitute a detriment directly or indirectly to Doye Corporation. Acceptance of this will be construed as an agreement of the above.



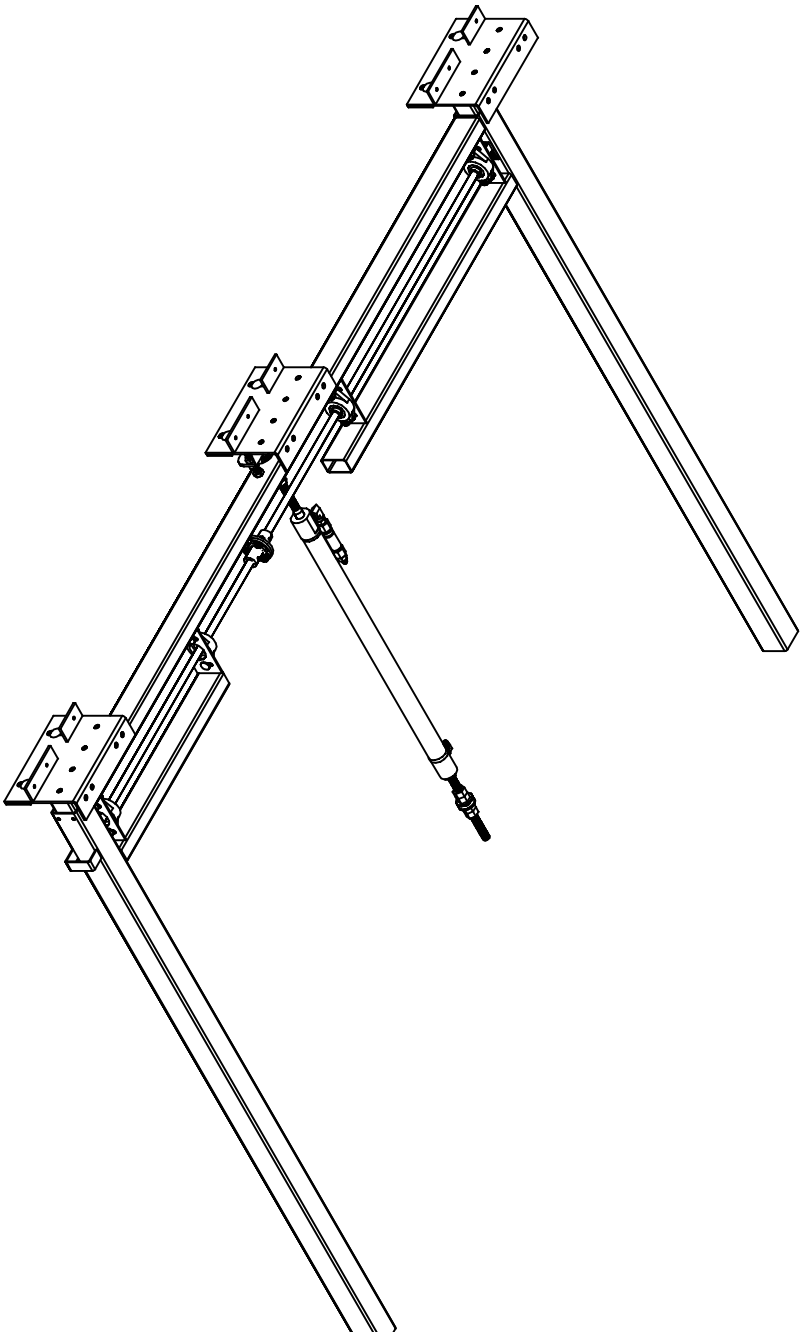
LH SHAFT ASSEMBLY (longer)



RH SHAFT ASSEMBLY (shorter)

Equalizer 55169 COUNTY ROAD 3 ELKHART, IN 46515		#	REVISIONS		BY:	DATE:	UNLESS OTHERWISE SPECIFIED: TOLERANCES: XXX ± 0.010 .XX ± 0.010 .X ± 0.030 ANG. ± 1/2" REMOVE ALL BURRS AND SHARP EDGES .015 MAX		TITLE		USED ON:	
		A	Updated shafts and tubes.		SJ	7/23/19			MAIN SLIDE ASSEMBLY		FOREST RIVER DIESEL	
									SIZE SCALE		MATERIAL	
									A 1: 1			
									DRW BY: SU		DATE: 1/15/16	
NOTICE - This drawing, including principles of design, is the property of Doye Corporation, Elkhart, Indiana, with the agreement that it is not to be reproduced, copied, or loaned in any manner that may constitute a detriment directly or indirectly to Doye Corporation. Acceptance of this will be construed as an agreement of the above.									PART NAME:			
									MAIN SLIDE-116.5" X 18"-FR			
									PAGE: 4 OF 4		DWG NO.: P7997	
									REV: A			

70005 PARTS LIST		
PART#	DESCRIPTION	QUAN
1124	FITTING-#4 JIC X #4 OR MALE 90	1
1146	FITTING-#6 OR X #4 JIC ADAPT	1
1369	WASHER-3/8 EXT/INT TOOTH LOCK	8
1392	BUTTON-1.5" UHMW	6
1403	FITTING-RESTRICTOR #6 X #4	1
1445	BEARING-2 BOLT FLANGE	4
1725	BUTTON-1/2" UHMW	8
1728L	TUBE-36" DRIVE LH	1
1728R	TUBE-36" DRIVE RH	1
1730	SHAFT-5/8 X 48 1/8 COLD ROLL	1
1752	BUTTON-3/4" UHMW	4
1862	NUT-5/8-18 GR 2 FHN	6
1863F	PIN-3/16 X 1 1/4 SPRING	2
1865F	NUT-3/8-16 NYLOCK Z	8
1866F	WASHER-5/8 FLAT	4
1867F	BOLT-3/8-16 X 1 1/4 CARRIAGE ZINC	8
1925	BRACKET-CYLINDER MOUNT MAIN	1
2404	VALVE-ANTI CREEP	1
2451	FITTING-#4 FEM X #4 O-RING 90	1
2453	CYLINDER-SLIDE 1 3/8 X 24	1
2539	COUPLING-5/8" TIMING SHAFT	2
2561	WASHER-5/8 STAR	1
2583	FRAME-84" MAIN SLIDE FRAME-FR	1
2593	SCREW-1/4-20 X FLANGE	3
2594	NUT-1/4-20 FLANGE	3
2669	BOLT-1/2-13 X 3 TAP GR 5	2
2670	NUT-1/2-13 JAM NUT	2
2782	COUPLING-CYLINDER ROD 5/8	1
2853	SHAFT-5/8 X 33 3/8 COLD ROLL	1
2967	NUT-5/8-18 HEX JAM NUT	5
0001	A.T.R.-5/8"-18 X 8 1/4" LONG	1
0002	A.T.R.-5/8"-18 X 4 1/2" LONG	1



REVISIONS		BY:	DATE:	UNLESS OTHERWISE SPECIFIED:	TITLE	USED ON:
#					MAIN SLIDE ASSEMBLY	FOREST RIVER DIESEL
A	Removed shaft coupling and extension	SJ	10/14/16	SPECIFIED: TOLERANCES:	SIZE SCALE	
B	Added shaft coupling and extension	SJ	2/3/17	.XXX ± 0.010	A 1: 1	
C	Removed spur gear and gear rock from B.O.M.	SJ	2/21/18	.XX ± 0.010	DATE:	PART NAME:
D	Added 4" to outer tubes.	SJ	7/17/19	.X ± 0.030	1/15/16	MAIN SLIDE-84" X 24"-FR
				ANG. ± 1/2"	AP'D BY:	PAGE: 1 OF 4
				REMOVE ALL BURRS AND SHARP EDGES .015 MAX	DATE:	DWG. NO.: P70005
						REV: D

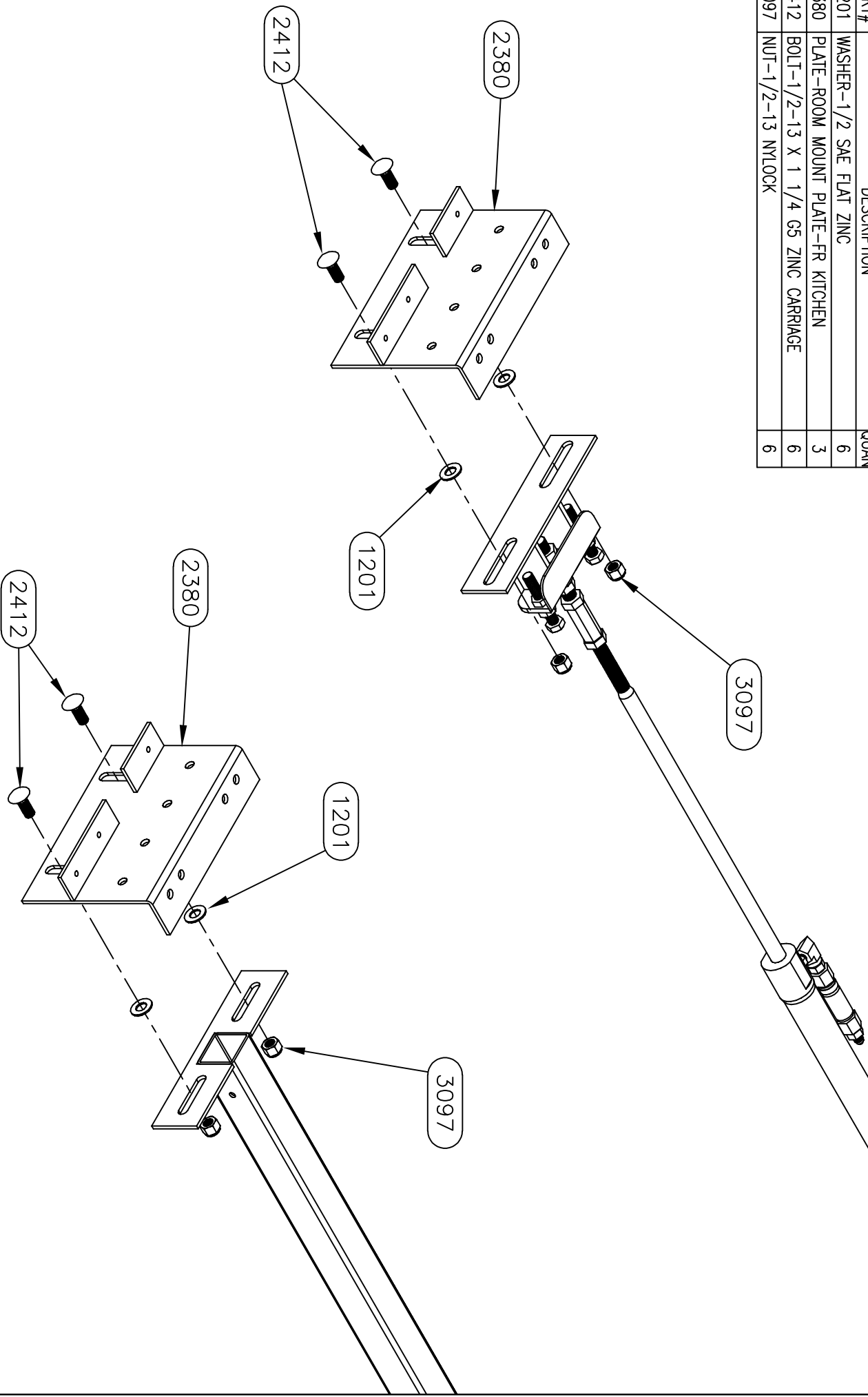
Warranty authorization must come directly from Equalizer Systems. (800) 846-9659.

Warranty authorization must come directly from Equalizer Systems. (800) 846-9659.

55169 COUNTRY ROAD 3 ELKHART, IN 46515		#	REVISIONS		BY:	DATE:	UNLESS OTHERWISE SPECIFIED: TOLERANCES: .XXX ± 0.010 .XX ± 0.010 .X ± 0.020 ANG. ± 1/2° REMOVE ALL BURRS AND SHARP EDGES .015 MAX		TITLE MAIN SLIDE ASSEMBLY	USED ON: FOREST RIVER DIESEL
NOTICE - This drawing, including principles of design, is the property of Days Corporation, Elkhart, Indiana, with the agreement that it is not to be reproduced, copied, or loaned in any manner that may constitute a detriment directly or indirectly to Days Corporation. Acceptance of this will be construed as an agreement of the above.		A	Removed shaft coupling and extension		SJ	10/14/16			SIZE SCALE MATERIAL A 1: 1	
		B	Added shaft coupling and extension		SJ	2/3/17			DRW BY: DATE: 1/15/16	PART NAME: MAIN SLIDE-84" X 24"-FR
		C	Removed spur gear and gear rack from B.O.M.		SJ	2/21/18			APP'D BY: DATE: 1 OF 4	DWG NO.: P70005
		D	Added 4" to outer tubes.		SJ	7/17/19			REV: D	

NOTICE – This drawing, including principles of design, is the property of Doye Corporation, Elkhart, Indiana, with the agreement that it is not to be reproduced, copied, or loaned in any manner that may constitute a detriment directly or indirectly to Doye Corporation. Acceptance of this will be construed as an agreement of the above.

7455HD PARTS LIST		
PART#	DESCRIPTION	QUAN
1201	WASHER-1/2 SAE FLAT ZINC	6
2380	PLATE-ROOM MOUNT PLATE-FR KITCHEN	3
2412	BOLT-1/2-13 X 1 1/4 G5 ZINC CARRIAGE	6
3097	NUT-1/2-13 NYLOCK	6



<i>Equalizer</i>			55169 COUNTRY ROAD 3 ELKHART, IN 46515			
#	REVISIONS	BY:	DATE:	UNLESS OTHERWISE SPECIFIED:	TITLE	USED ON:
A	Removed shaft coupling and extension	SJ	10/14/16	TOLERANCES:	MAIN SLIDE ASSEMBLY	FOREST RIVER DIESEL
B	Added shaft coupling and extension	SJ	2/3/17	.XXX ± 0.010	SIZE SCALE MATERIAL	
C	Removed spur gear and gear rack from B.O.M.	SJ	2/21/18	.XX ± 0.010	DRW BY: DATE:	PART NAME:
D	Added 4" to outer tubes.	SJ	7/17/19	.X ± 0.030	1/15/16	MAIN SLIDE-84" X 24"-FR
				ANG. ± 1/2"		
				REMOVE ALL BURRS AND SHARP EDGES .015 MAX	APPD BY: DATE:	PAGE: 3 OF 4
						DWG NO: P70005
						REV: D

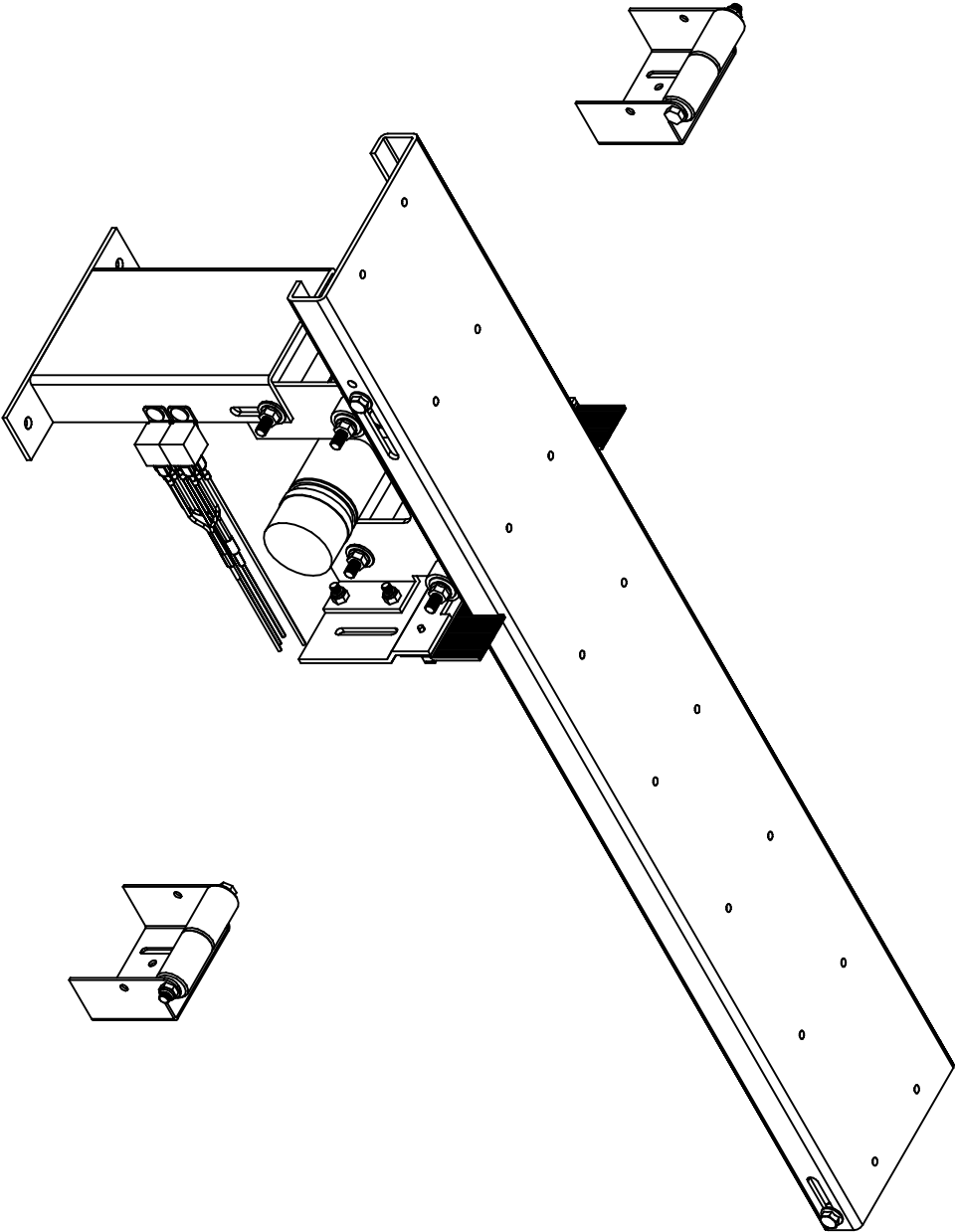
NOTICE - This drawing, including principles of design, is the property of Doye Corporation, Elkhart, Indiana, with the agreement that it is not to be reproduced, copied, or loaned in any manner that may constitute a detriment directly or indirectly to Doye Corporation. Acceptance of this will be construed as an agreement of the above.



55169 COUNTY ROAD 3
ELKHART, IN 46515

<div>Equalizer</div>		55169 COUNTY ROAD 3 ELKHART, IN 46515	
#	REVISIONS	BY:	DATE:
A	Removed shaft coupling and extension	SJ	10/14/16
B	Added shaft coupling and extension	SJ	2/3/17
C	Removed spur gear and gear rack from B.O.M.	SJ	2/21/18
D	Added 4" to outer tubes.	SJ	7/17/19
UNLESS OTHERWISE SPECIFIED: TOLERANCES: XXX ± 0.010 XX ± 0.010 X ± 0.050 ANG. ± 1/2° REMOVE ALL BURRS AND SHARP EDGES .015 MAX			
TITLE		USED ON:	
MAIN SLIDE ASSEMBLY		FOREST RIVER DIESEL	
SIZE SCALE	MATERIAL		
A 1: 1			
DRW BY:	DATE:		
SJ	1/15/16		
APP'D	DATE:		
—			
PAGE: 4 OF 4	DWG NO.: P700005	REV: D	
NOTICE - This drawing, including principles of design, is the property of Days Corporation, Elkhart, Indiana, with the agreement that it is not to be reproduced, copied, or loaned in any manner that may constitute a detriment directly or indirectly to Days Corporation. Acceptance of this will be construed as an agreement of the above.			

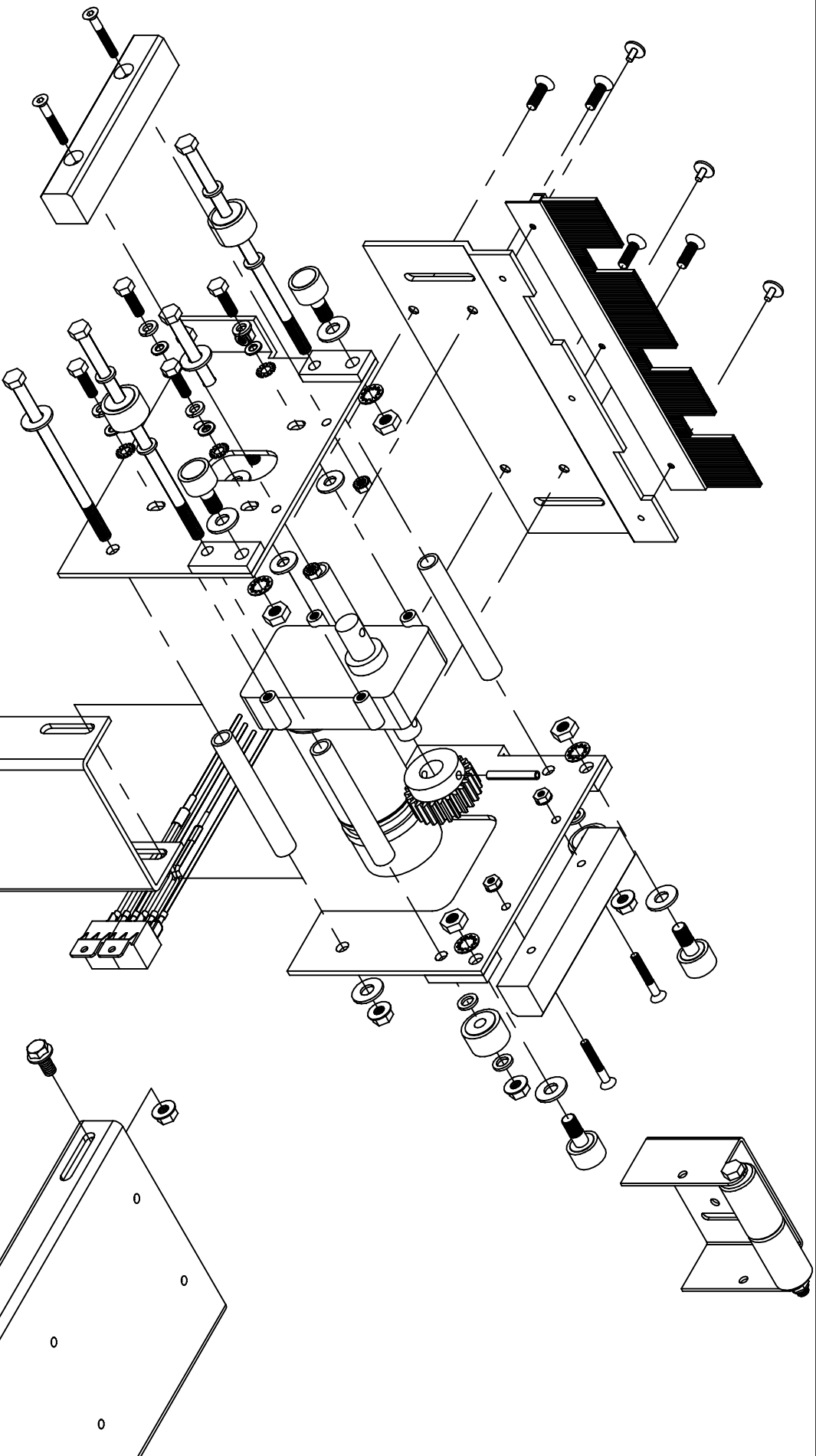
70006 PARTS LIST		
PART#	DESCRIPTION	QUAN
1195F	RIVET-POP ALUMINUM	3
1278	NUT-3/8 FLANGE	8
1864F	WASHER-3/8 USS FLAT 2	16
1874E	NUT-5/16 NYLOCK	4
1938DD	WASHER-1/4 FLAT	4
2088	PLATE-BED SLIDE DRIVER SIDE PLATE	1
2089	PLATE-BED SLIDE SIDE PLATE	1
2090	PLATE-BED SLIDE FRONT PLATE	1
2092	SPACER-BED SLIDE SIDE PLATE	4
2094	ROLLER-1 1/4" YOKE STYLE ROLLER	4
2095	ROLLER-1" STUD STYLE ROLLER	4
2096	WEAR PAD-UHMW SIDE BLOCK	2
2097	MOTOR-26 RPM MOTOR/GEARBOX	1
2098	GEAR-12 PITCH 24 TOOTH SPUR GEAR	1
2099	PIN-1/4 X 1 3/4 SPRING PIN	1
2100	BOLT-3/8-16 X 6 1/2 GR 5 HHCS	1
2101	BOLT-3/8-16 X 8 1/2 GR 5 HHCS	2
2103	NUT-7/16-20 JAM	4
2104	WASHER-7/16 INTERNAL TOOTH	4
2105	SCREW-1/4-20 X 1 3/4 FHCS	4
2106	SCREW-5/16-18 X HHCS GR 5	4
2107	WASHER-5/16 FLAT	4
2108	WASHER-5/16 LOCK	4
2109	SCREW-5/16-18 X 1 FHCS	4
2112	ROLLER-ELEC ROOM SLIDE ROLLERS	2
2382	PLATE-BED SLIDE REAR MOUNT-FR	1
2410	NUT-1/4-20 K LOCK	4
2414	BRUSH-BED SLIDE	1
2511	BOLT-3/8-16 X 6 HHCS GR 5	1
2513	WASHER-5/16 EXTERNAL TOOTH LOCK	4
2627	BOLT-3/8-16 X 3/4 FLANGE	4
3259	PLATE-BED SLIDE 44" CARRIER PLATE	1
6628*	HARNES, ELECTRIC BED SLIDE RELAY PACK	1



*In late 2016 the relay pack was removed from this assembly as Forest River began supplying their own control.

Warranty authorization must come directly from Equalizer Systems. (800) 846-9659.

55169 COUNTRY ROAD 3 ELKHART, IN 46515		#		REVISIONS		TITLE		USED ON:	
<i>Equalizer</i>		A		Added note on relay pack.		BY: SU		DATE: 2/23/18	
B		Removed non inv washers & rack part number.		BY: SU		DATE: 7/23/19		BED SLIDE ASSEMBLY	
NOTICE - This drawing, including principles of design, is the property of Doye Corporation, Elkhart, Indiana, with the agreement that it is not to be reproduced, copied, or loaned in any manner that may constitute a detriment directly or indirectly to Doye Corporation. Acceptance of this will be construed as an agreement of the above.								FOREST RIVER DIESEL	
								UNLESS OTHERWISE SPECIFIED: TOLERANCES: .XX ± 0.010 .X ± 0.030 ANG. ± 1/2"	
						SIZE SCALE MATERIAL		PART NAME:	
						DRW BY: SU		DATE: 1/18/16	
						AP'D BY: DATE:		ELECTRIC BED SLIDE-FR-30	
						PAGE: 1 OF 5		DWG NO.: P700006	
								REV: B	

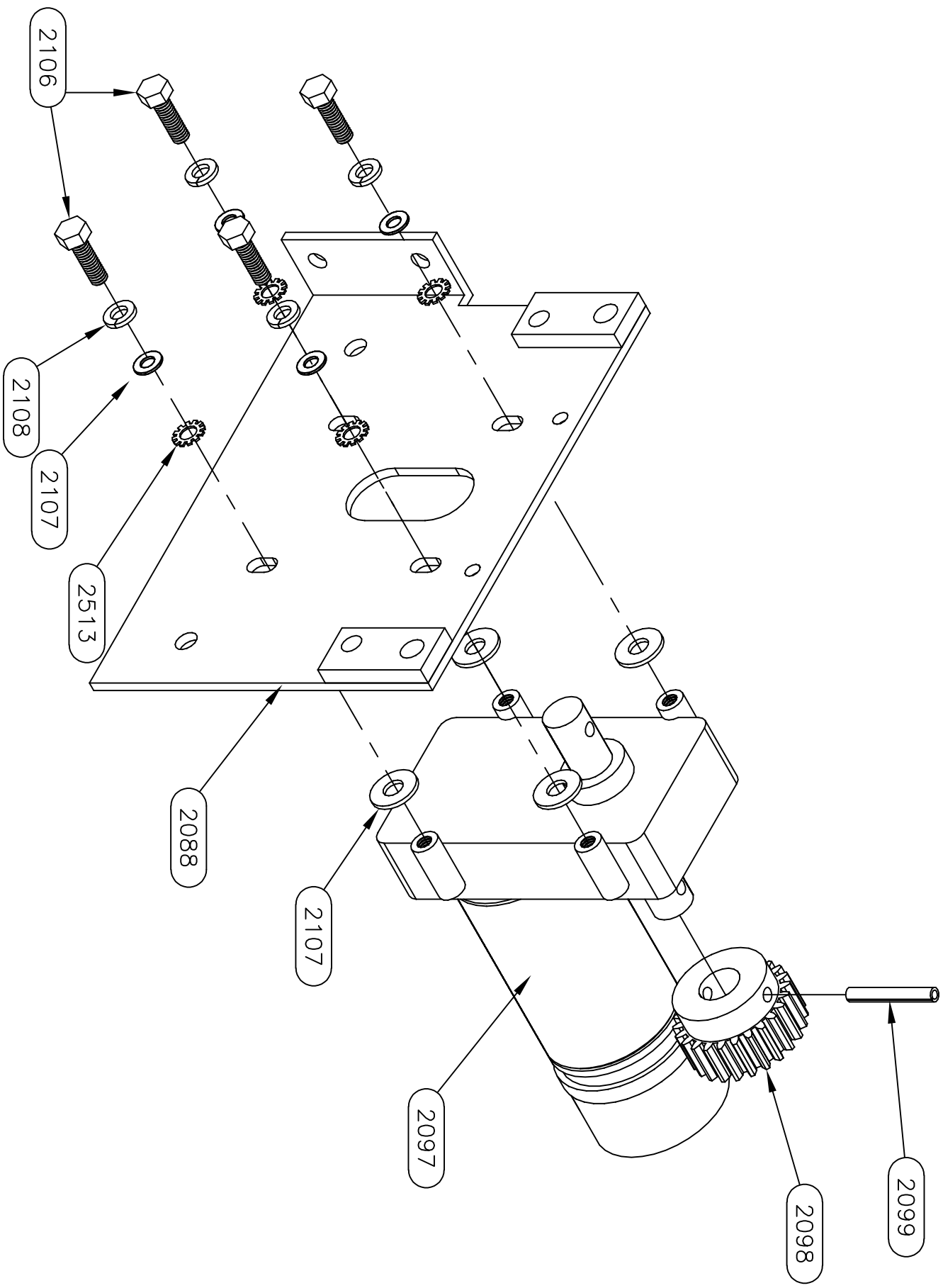


Equalizer

55169 COUNTY ROAD 3
ELKHART, IN 46515

NOTICE - This drawing, including principles of design, is the property of Doye Corporation, Elkhart, Indiana, with the agreement that it is not to be reproduced, copied, or loaned in any manner that may constitute a detriment directly or indirectly to Doye Corporation. Acceptance of this will be construed as an agreement of the above.

#	REVISIONS	BY:	DATE:	TITLE	USED ON:
A	Added note on relay pack.	SJ	2/23/18	BED SLIDE ASSEMBLY	FOREST RIVER DIESEL
B	Removed non inv washers & rack part number.	SJ	7/23/19		
UNLESS OTHERWISE SPECIFIED:				SIZE SCALE	MATERIAL
TOLERANCES:				A	1:1
.XXX ± 0.010				DRW BY:	DATE:
.XX ± 0.010				SJ	1/18/16
.X ANG. ± 1/2°				AP'D BY	DATE:
REMOVE ALL BURRS AND SHARP EDGES .015 MAX				—	—
				PAGE:	PART NAME:
				2 OF 5	ELECTRIC BED SLIDE-FR-30
				DWG NO.:	REV:
				P700006	B



Equalizer

55169 COUNTRY ROAD 3
ELKHART, IN 46515

NOTICE - This drawing, including principles of design, is the property of Days Corporation, Elkhart, Indiana, with the agreement that it is not to be reproduced, copied, or loaned in any manner that may constitute a detriment directly or indirectly to Days Corporation. Acceptance of this will be construed as an agreement of the above.

#		REVISIONS		BY:	DATE:
A		Added note on relay pack.		SJ	2/23/18
B		Removed non inv washers & rack part number.		SJ	7/23/19

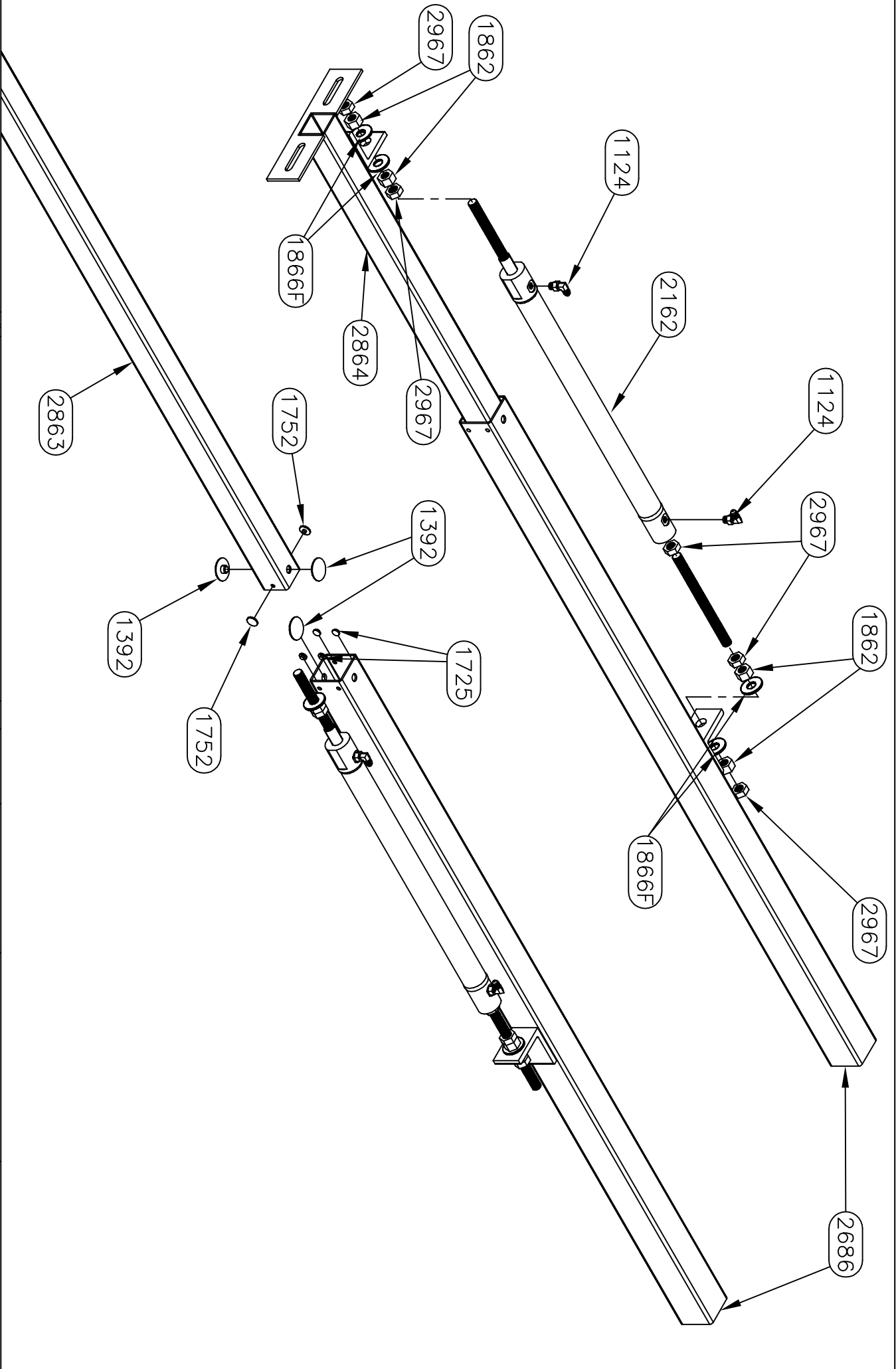
UNLESS OTHERWISE SPECIFIED:
TOLERANCES:
.XX ± 0.010
.X ± 0.030
ANG. ± 1/2°
REMOVE ALL BURRS AND SHARP EDGES .015 MAX

TITLE		USED ON:	
BED SLIDE ASSEMBLY		FOREST RIVER DIESEL	
SIZE	SCALE	MATERIAL	
A	1:1		
DRW BY:	DATE:	PART NAME:	
SJ	1/18/16	ELECTRIC BED SLIDE-FR-30	
AP'D BY	DATE:	PAGE:	5 OF 5
		DWG NO.:	P700006
		REV:	B

PART #	DESCRIPTION	QUAN
--------	-------------	------

[illegible][illegible]

Warranty authorization must come directly from Equalizer Systems. (800) 846-9659.



Equalizer

55169 COUNTY ROAD 3
ELKHART, IN 46515

#

REVISIONS

BY:

DATE:

UNLESS OTHERWISE
SPECIFIED:
TOLERANCES:
.XXX ± 0.010
.XX ± 0.030
.X ± 1/2"
REMOVE ALL BURRS AND
SHARP EDGES .015 MAX

TITLE
MAIN SLIDE ASSEMBLY
SIZE SCALE MATERIAL

USED ON:
FOREST RIVER DIESEL

DRW BY: SU

DATE: 2/23/16

AP'D BY: —

DATE: —

PART NAME: SLIDE ASS'Y-18" MAIN-NT (2 ARM)

PAGE: 2 OF 2

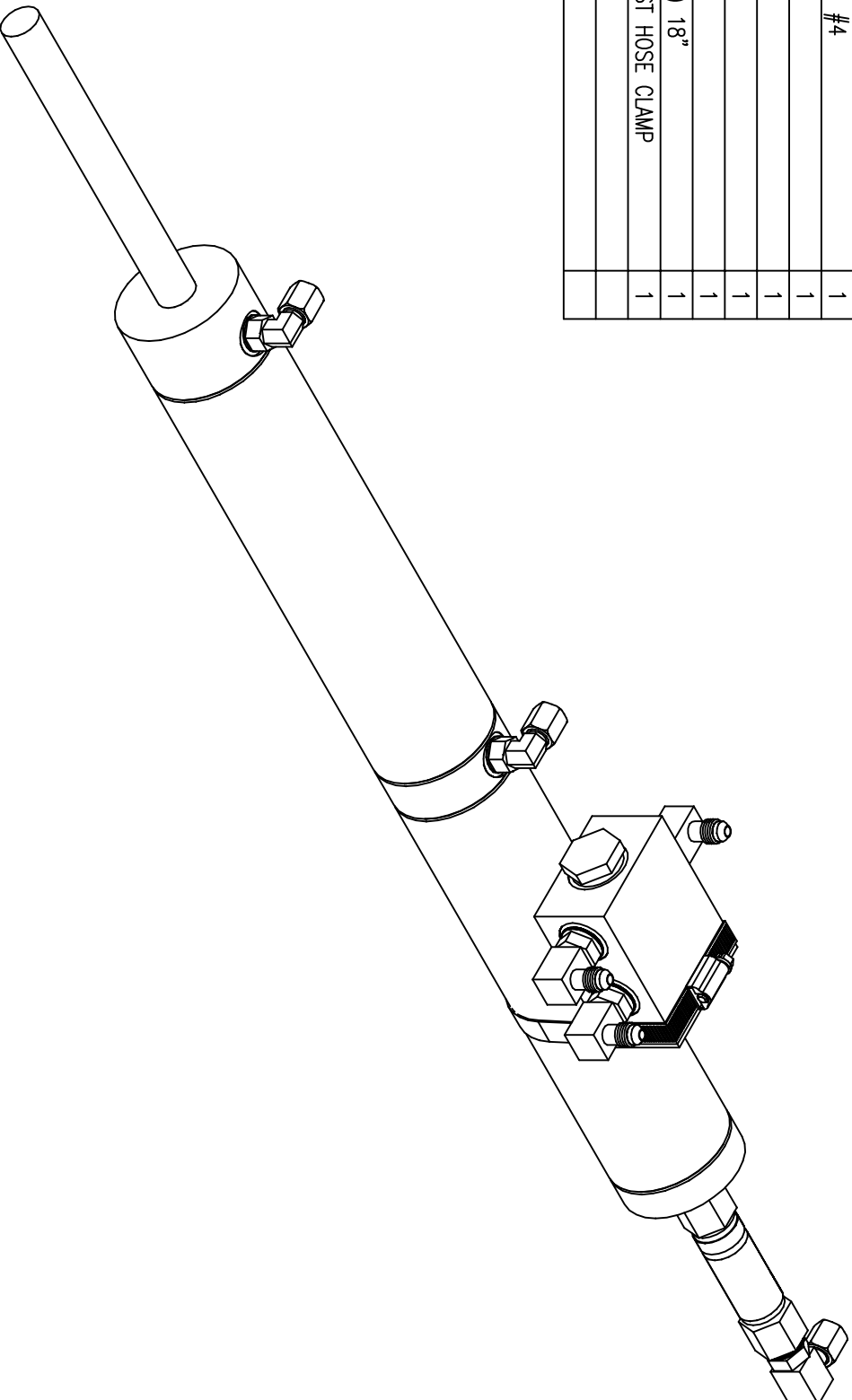
DWG NO.: P700015

REV: —

NOTICE — This drawing, including principles of design, is the property of Doye Corporation, Elkhart, Indiana, with the agreement that it is not to be reproduced, copied, or loaned in any manner that may constitute a detriment directly or indirectly to Doye Corporation. Acceptance of this will be construed as an agreement of the above.

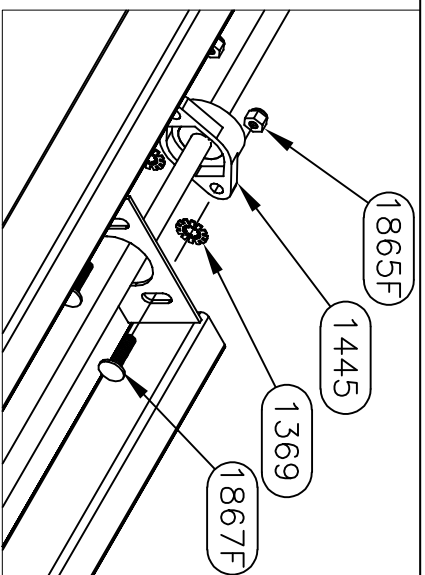
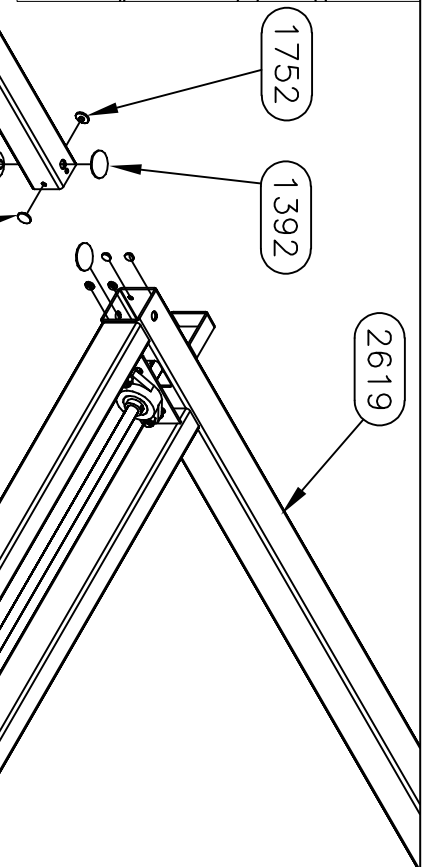
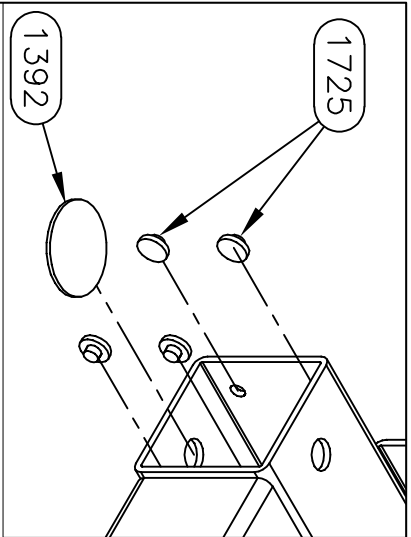
70016 PARTS LIST

PART#	DESCRIPTION	QUANTITY
1109	FITTING-#6 OR X #4 JIC MALE 90	4
1124	FITTING-#4 JIC X #4 OR MALE 90	2
1139	FITTING-#4 JIC CAP	3
1403	FITTING-RESTRICTOR #6 X #4	1
2404	VALVE-ANTI CREEP	1
2534	VALVE-DIVIDER CARTRIDGE	1
2541	MANIFOLD-DIVIDER BLOCK	1
2551	PLUG-#6 SOCKET HEAD	1
2695	CYLINDER-SYNC (APPLIED) 18"	1
3111	CLAMP-4 1/8 TO 5 ST/ST HOSE CLAMP	1

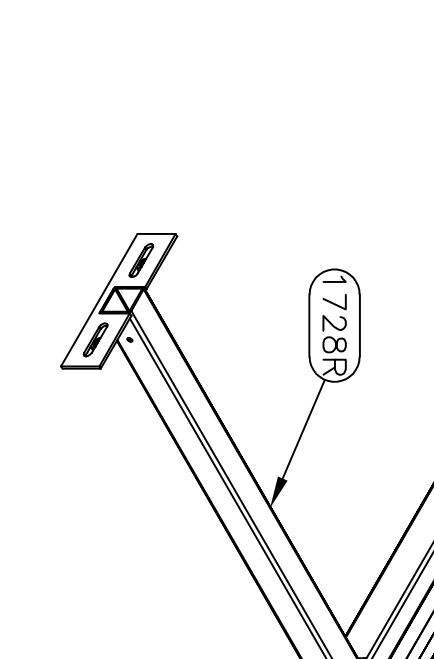
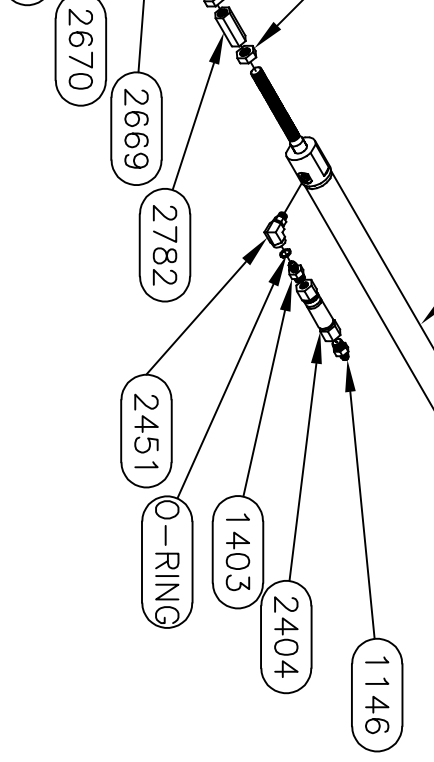
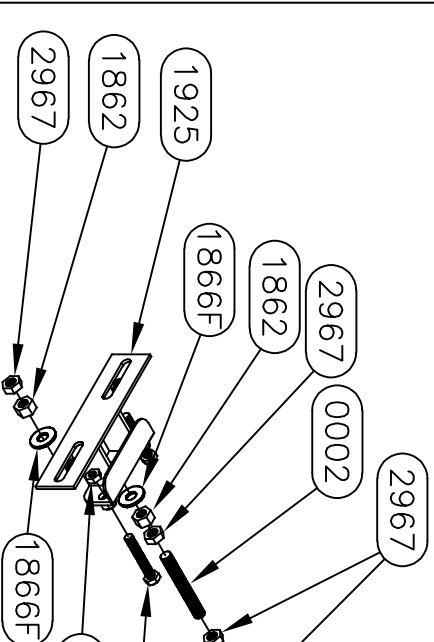


Warranty authorization must come directly from Equalizer Systems. (800) 846-9659.

[illegible]



SEE SHEET FOUR FOR
SHAFT PARTS NUMBERS



Equalizer

55169 COUNTRY ROAD 3
ELKHART, IN 46515

#	REVISIONS	BY:	DATE:
A	Added 4" to outer tubes.	SU	7/17/19

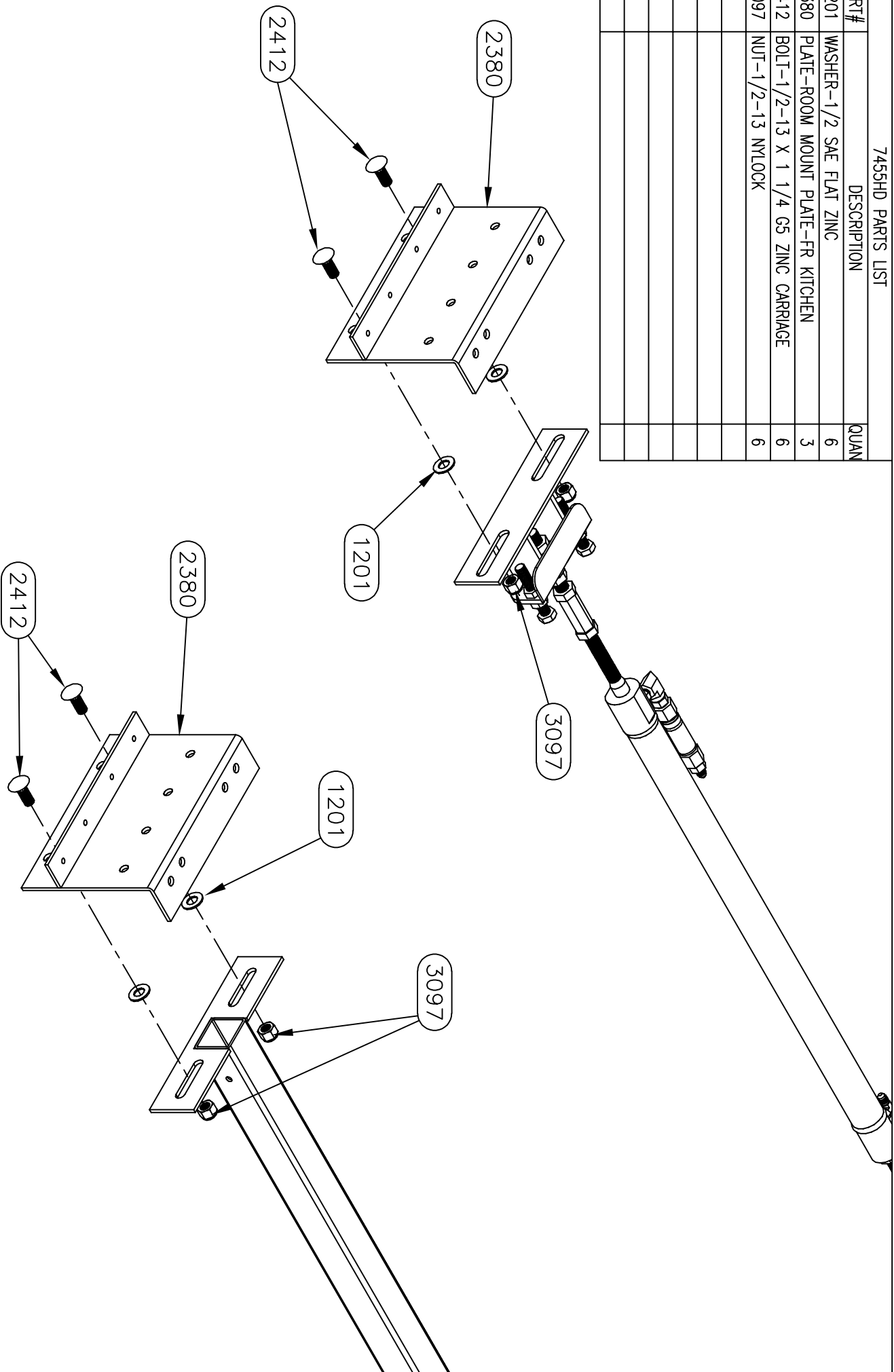
UNLESS OTHERWISE
SPECIFIED:
TOLERANCES:
.XXX ± 0.010
.XX ± 0.030
ANG. ± 1/2°
REMOVE ALL BURRS AND
SHARP EDGES .015 MAX

TITLE	USED ON:
MAIN SLIDE ASSEMBLY	FOREST RIVER DIESEL
SIZE SCALE MATERIAL	
DRW BY: DATE:	
SU 4/4/2017	
AP'D BY DATE:	
PART NAME:	
MAIN SLIDE-96" X 24" FR	
PAGE: 2 OF 4	
DWG NO.: P70040	
REV: A	

NOTICE - This drawing, including principles of design, is the property of Days Corporation, Elkhart, Indiana, with the agreement that it is not to be reproduced, copied, or loaned in any manner that may constitute a detriment directly or indirectly to Days Corporation. Acceptance of this will be construed as an agreement of the above.

7455HD PARTS LIST

PART#	DESCRIPTION	QUAN
1201	WASHER-1/2 SAE FLAT ZINC	6
2380	PLATE-ROOM MOUNT PLATE-FR KITCHEN	3
2412	BOLT-1/2-13 X 1 1/4 G5 ZINC CARRIAGE	6
3097	NUT-1/2-13 NYLOCK	6



Equalizer

55169 COUNTRY ROAD 3
ELKHART, IN 46515

#

REVISIONS
Added 4" to outer tubes.

BY:

DATE:
7/17/19

UNLESS OTHERWISE
SPECIFIED:
TOLERANCES:
.XXX ± 0.010
.XX ± 0.020
.X ± 1/2"

TITLE
MAIN SLIDE ASSEMBLY
SIZE SCALE MATERIAL
A 1:1

USED ON:
FOREST RIVER DIESEL

REV:

NOTICE - This drawing, including principles of design, is the property of Doye Corporation, Elkhart, Indiana, with the agreement that it is not to be reproduced, copied, or loaned in any manner that may constitute a detriment directly or indirectly to Doye Corporation. Acceptance of this will be construed as an agreement of the above.

REMOVE ALL BURRS AND
SHARP EDGES .015 MAX

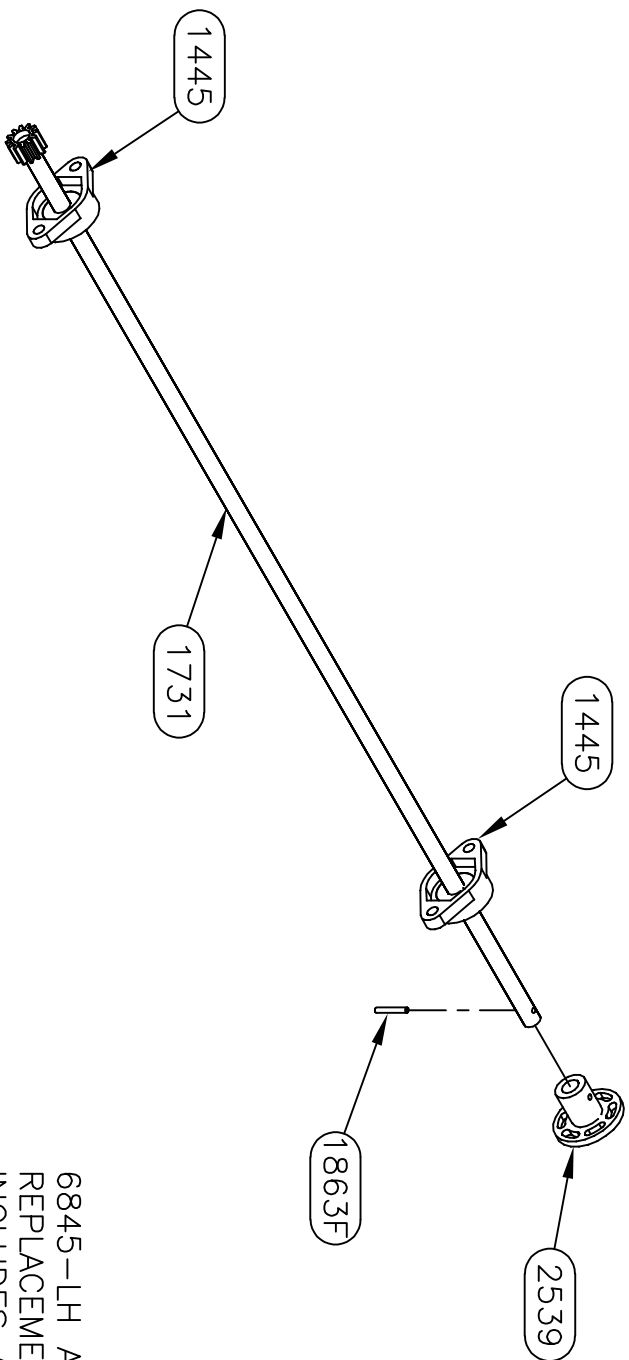
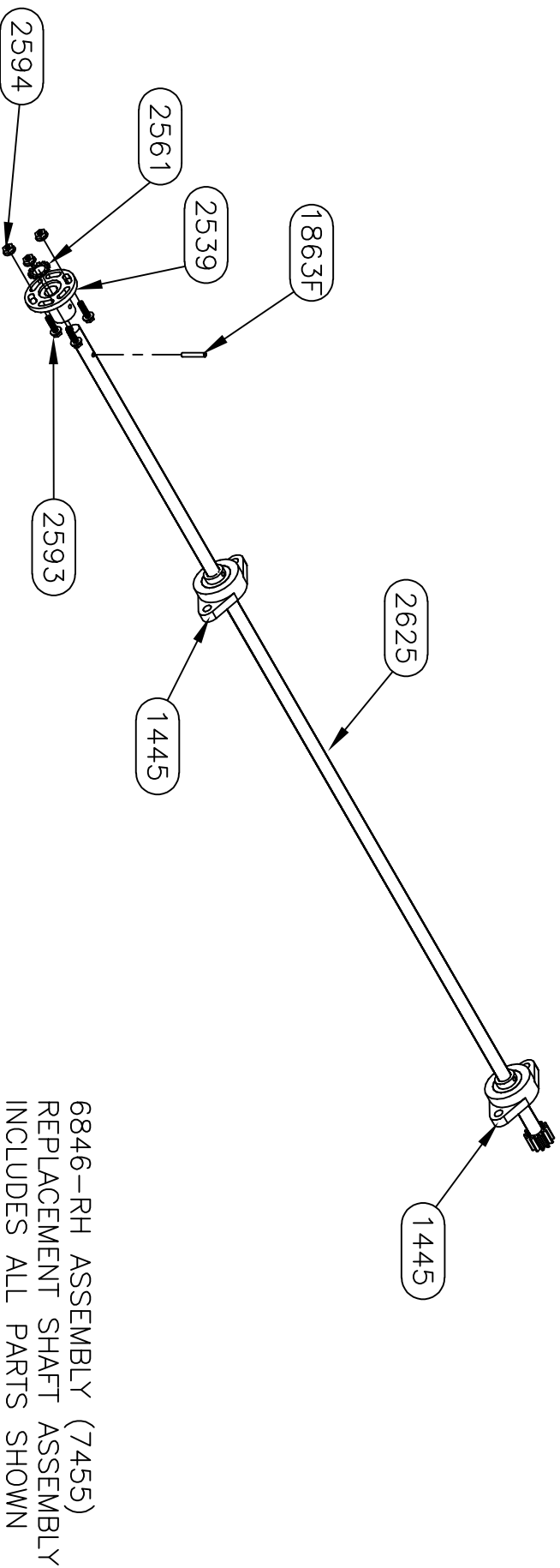
DATE:
4/4/2017

PART NAME:
MAIN SLIDE-96" X 24" FR

PAGE:
3 OF 4

DWG NO.:
P70040

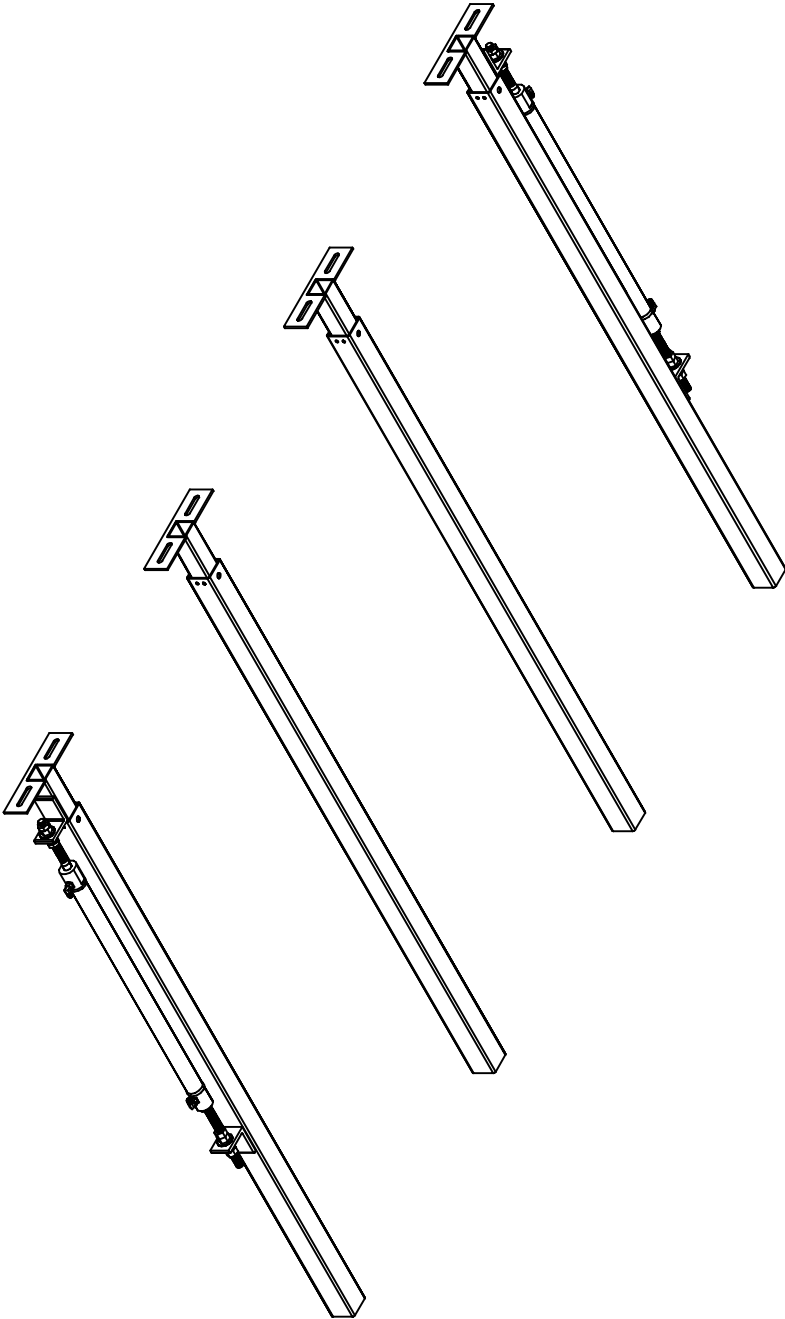
REV:
A



Equalizer 55169 COUNTY ROAD 3 ELKHART, IN 46515		#	REVISIONS Added 4" to outer tubes.		BY:	DATE:	UNLESS OTHERWISE SPECIFIED: TOLERANCES: XXX ± 0.010 .XX ± 0.010 .X ± 0.030 ANG. ± 1/2" REMOVE ALL BURRS AND SHARP EDGES .015 MAX		TITLE MAIN SLIDE ASSEMBLY SIZE SCALE MATERIAL		USED ON: FOREST RIVER DIESEL	
NOTICE - This drawing, including principles of design, is the property of Dye Corporation, Elkhart, Indiana, with the agreement that it is not to be reproduced, copied, or loaned in any manner that may constitute a detriment directly or indirectly to Dye Corporation. Acceptance of this will be construed as an agreement of the above.		A			SU	7/17/19			DRAWN BY: SU DATE: 4/4/2017 PART NAME: MAIN SLIDE-96" X 24" FR PAGE: 4 OF 4 DWG NO.: P700040 REV: A			

70041 PARTS LIST

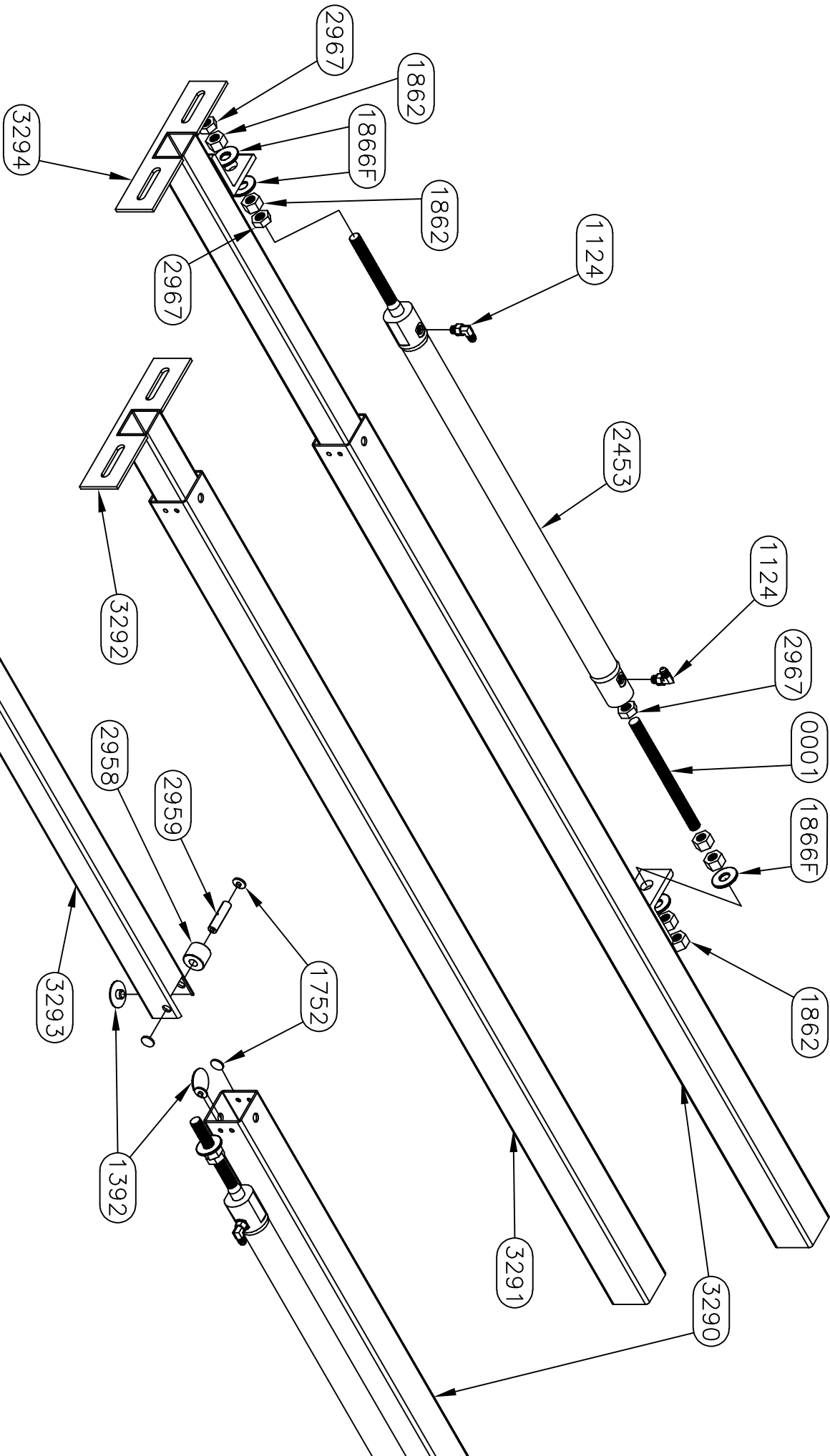
PART #	DESCRIPTION	QUAN
1124	FITTING-#4 JIC X #4 OR 90	4
1392	BUTTON-1.5" UHMW	8
1752	BUTTON-3/4" UHMW	16
1862	NUT-5/8-18 GR 2 FHN	12
1866F	WASHER-5/8 FLAT	4
2453	CYLINDER-SLIDE 1 3/8" X 24"	2
2958	ROLLER-1 1/4" OD X 1" LG X 1/2" BORE	4
2959	SHAFT-ROLLER 1/2" X 2"	4
2967	NUT-5/8-18 HEX JAM NUT	6
3290	TUBE-24" OUTER W/CYL BKT-ROLL	2
3291	TUBE-24" OUTER NT-ROLL	2
3292	TUBE-36" DRIVE NT INNER W/ROLLER	2
3293	TUBE-36" DRIVE NT RH INNER W/ROLLER	1
3294	TUBE-36" DRIVE NT LH INNER W/ROLLER	1
0001	ATR-5/8-18 X 8 1/4" LONG	2



Warranty authorization must come directly

from Equalizer Systems. (800) 846-9659.

55169 COUNTRY ROAD 3 ELKHART, IN 46515		#	REVISIONS		BY:	DATE:	TITLE		USED ON:	
Equalizer		A	Added 4" to outer tubes.		SJ	7/17/19	MAIN SLIDE ASSEMBLY		FOREST RIVER DIESEL	
<p>NOTICE - This drawing, including principles of design, is the property of Doye Corporation, Elkhart, Indiana, with the agreement that it is not to be reproduced, copied, or loaned in any manner that may constitute a detriment directly or indirectly to Doye Corporation. Acceptance of this will be construed as an agreement of the above.</p>										
UNLESS OTHERWISE SPECIFIED: TOLERANCES: .XXX ± 0.010 .XX ± 0.010 .X ± 0.030 ANG. ± 1/2" REMOVE ALL BURRS AND SHARP EDGES .015 MAX										
SIZE SCALE		DATE:		DATE:		PART NAME:		PAGE:		
A 1: 1		9/7/16		DATE:		SLIDE ASSBLY-24" NT 4 ARM-FR		1 OF 2		
AP'D BY		DATE:		DATE:		DWG NO.:		REV:		
—		—		—		P70041		A		



Equalizer

55169 COUNTY ROAD 3
ELKHART, IN 46515

#

A

REVISIONS
Added 4" to outer tubes.

BY:

SJ

DATE:
7/17/19

UNLESS OTHERWISE
SPECIFIED:
TOLERANCES:
.XXX ± 0.010
.XX ± 0.020
.X ± 1/2"

SIZE SCALE MATERIAL
A 1:1

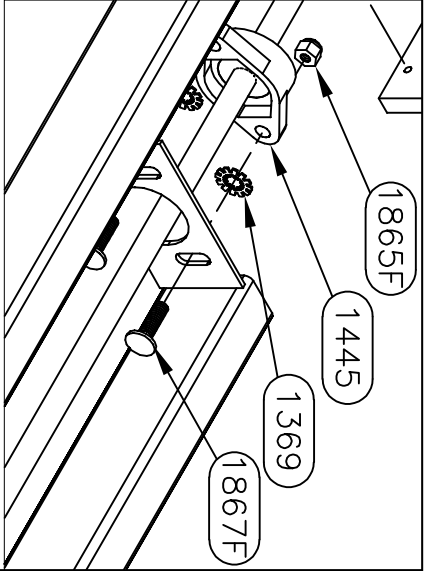
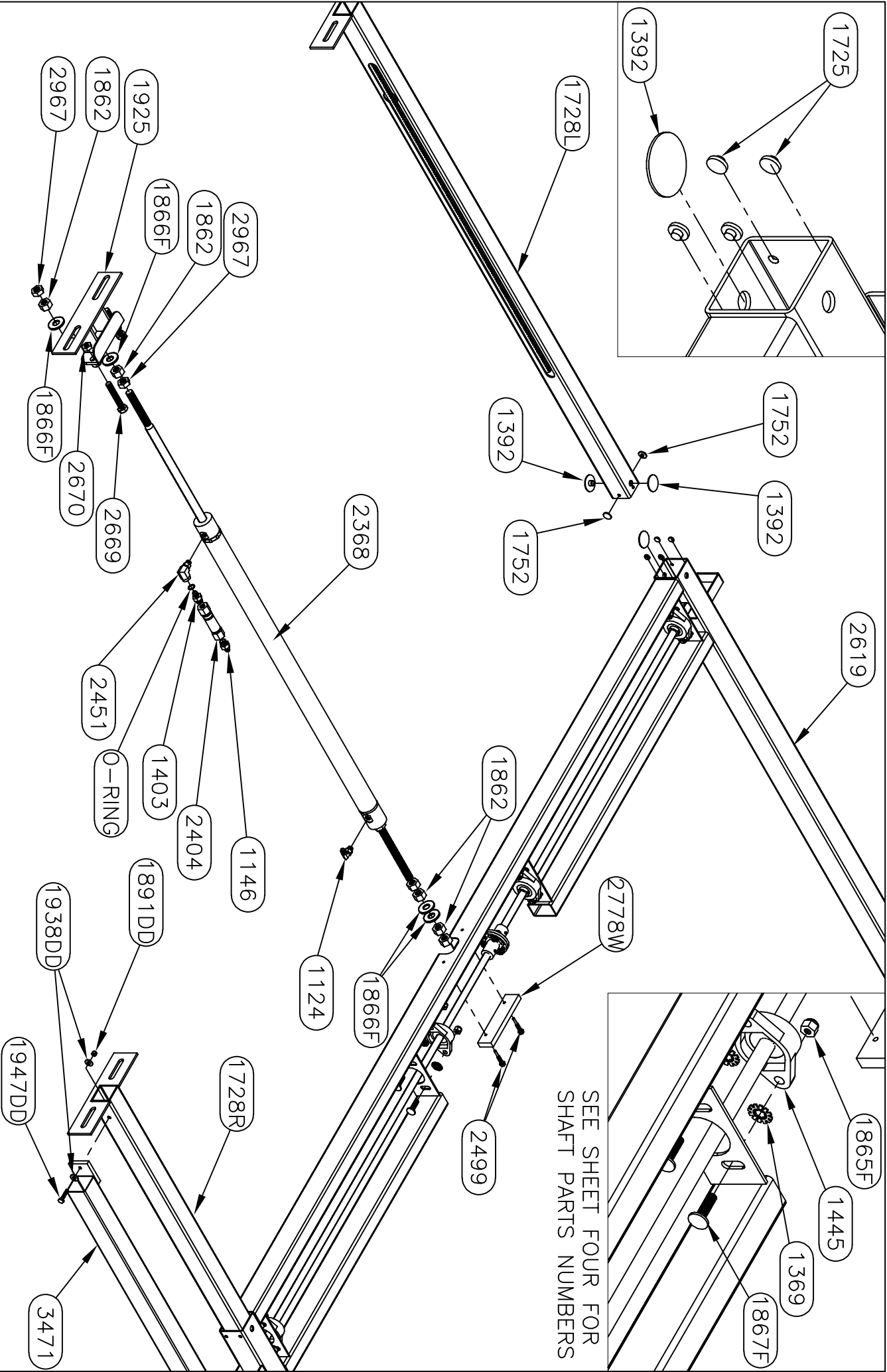
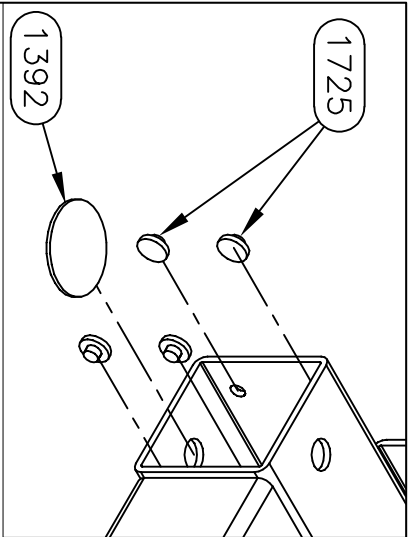
USED ON:
FOREST RIVER DIESEL

NOTICE - This drawing, including principles of design, is the property of Doye Corporation, Elkhart, Indiana, with the agreement that it is not to be reproduced, copied, or loaned in any manner that may constitute a detriment directly or indirectly to Doye Corporation. Acceptance of this will be construed as an agreement of the above.

REMOVE ALL BURRS AND
SHARP EDGES .015 MAX

DRW BY: PSF
DATE: 9/7/16

PART NAME:
SLIDE ASSBLY-24" NT 4 ARM-FR
PAGE: 2 OF 2
DWG NO.: P70041
REV: A



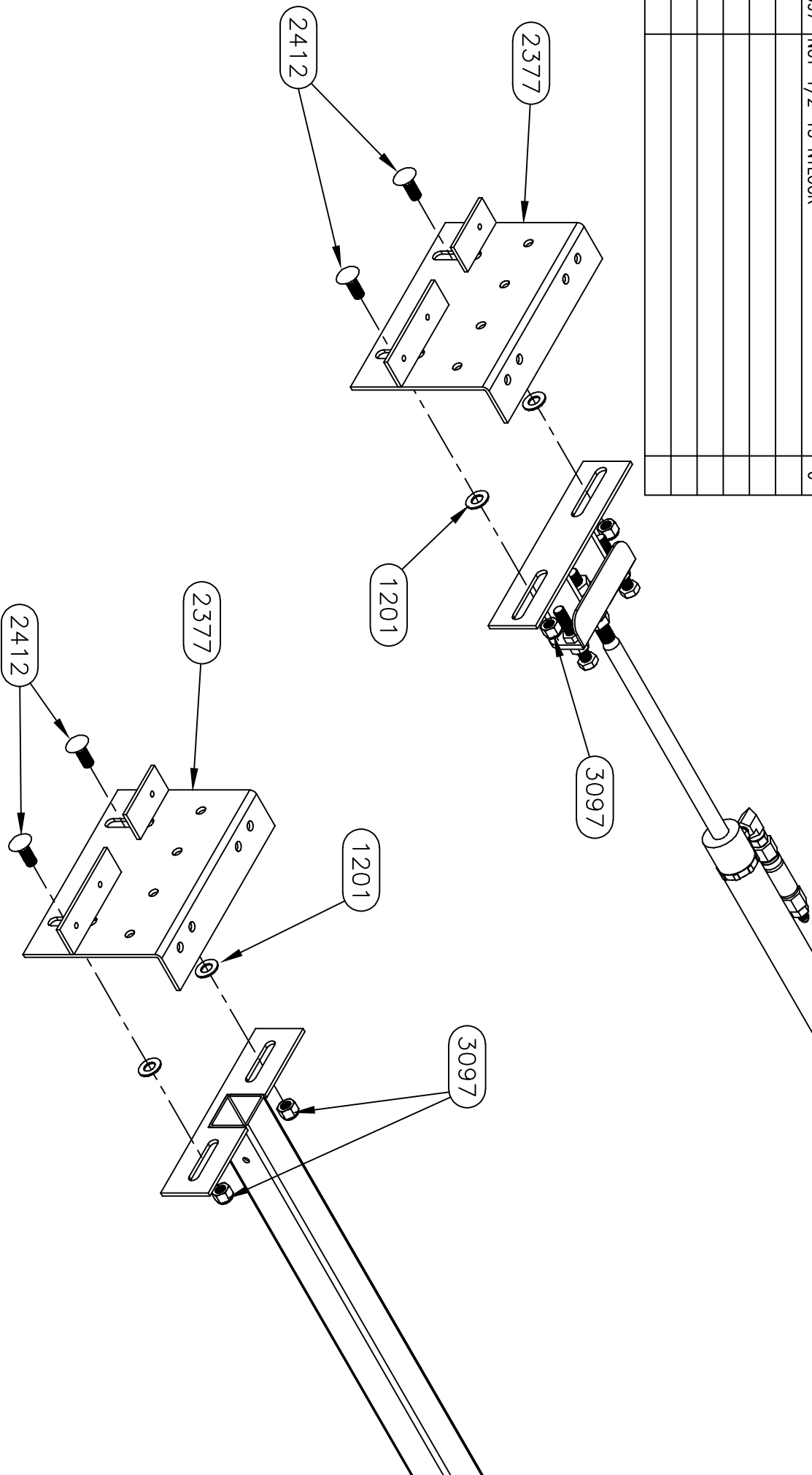
SEE SHEET FOUR FOR
SHAFT PARTS NUMBERS

Equalizer		55169 COUNTRY ROAD 3 ELKHART, IN 46515			
#	REVISIONS	BY:	DATE:	UNLESS OTHERWISE SPECIFIED:	
A	CHANGED E-CORD TUBE FROM 3283 TO 3471	SJ	2/13/18	TOLERANCES:	
B	Added 4" to outer tubes.	SJ	7/18/19	.XXX ± 0.010	
				.X ± 0.030	
				ANG. ± 1/2°	
				REMOVE ALL BURRS AND SHARP EDGES .015 MAX	
TITLE		MAIN SLIDE ASSEMBLY		USED ON:	
SIZE SCALE MATERIAL		1:1		FOREST RIVER DIESEL	
DRW BY: DATE:		SU 4/4/2017		PART NAME:	
APPD BY DATE:		—		MAIN SLIDE-96" X 32" FR	
PAGE: 2 OF 4		DWG NO.: P700042		REV: B	

NOTICE - This drawing, including principles of design, is the property of Days Corporation, Elkhart, Indiana, with the agreement that it is not to be reproduced, copied, or loaned in any manner that may constitute a detriment directly or indirectly to Days Corporation. Acceptance of this will be construed as an agreement of the above.

7258HD PARTS LIST

PART#	DESCRIPTION	QUAN
1201	WASHER-1/2 SAE FLAT ZINC	6
2377	PLATE-ROOM MOUNT PLATE-FR DIN	3
2412	BOLT-1/2-13 X 1 1/4 G5 ZINC CARRIAGE	6
3097	NUT-1/2-13 NYLOCK	6



Equalizer		55169 COUNTRY ROAD 3 ELKHART, IN 46515		#	REVISIONS		UNLESS OTHERWISE SPECIFIED:		TITLE		USED ON:	
				A	CHANGED E-CORD TUBE FROM 3283 TO 3471		BY: SJ 2/13/18		MAIN SLIDE ASSEMBLY		FOREST RIVER DIESEL	
				B	Added 4" to outer tubes.		SJ 7/18/19		SIZE SCALE MATERIAL			
									A 1: 1			
									DRAW BY: 4/4/2017			
									DATE: 4/4/2017			
									APP'D BY: —		PAGE: 3 OF 4	
									—		DWG NO.: P70042	
											REV: B	

NOTICE - This drawing, including principles of design, is the property of Doye Corporation, Elkhart, Indiana, with the agreement that it is not to be reproduced, copied, or loaned in any manner that may constitute a detriment directly or indirectly to Doye Corporation. Acceptance of this will be construed as an agreement of the above.

REMOVE ALL BURRS AND SHARP EDGES .015 MAX

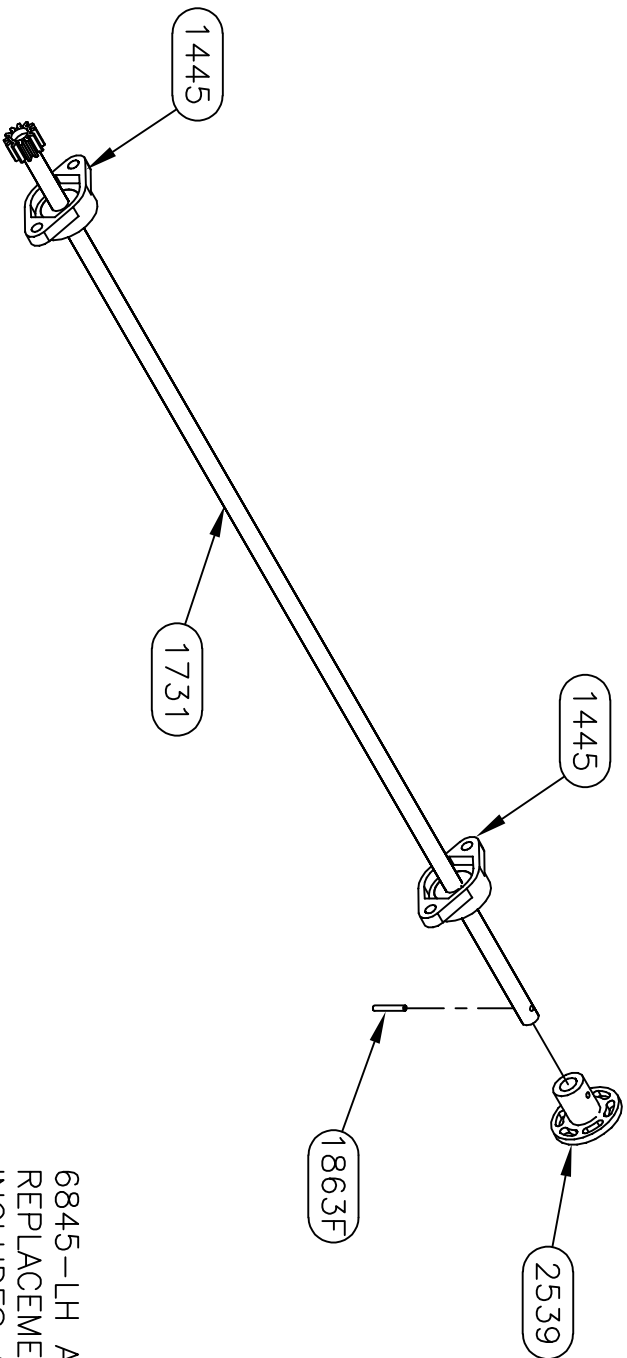
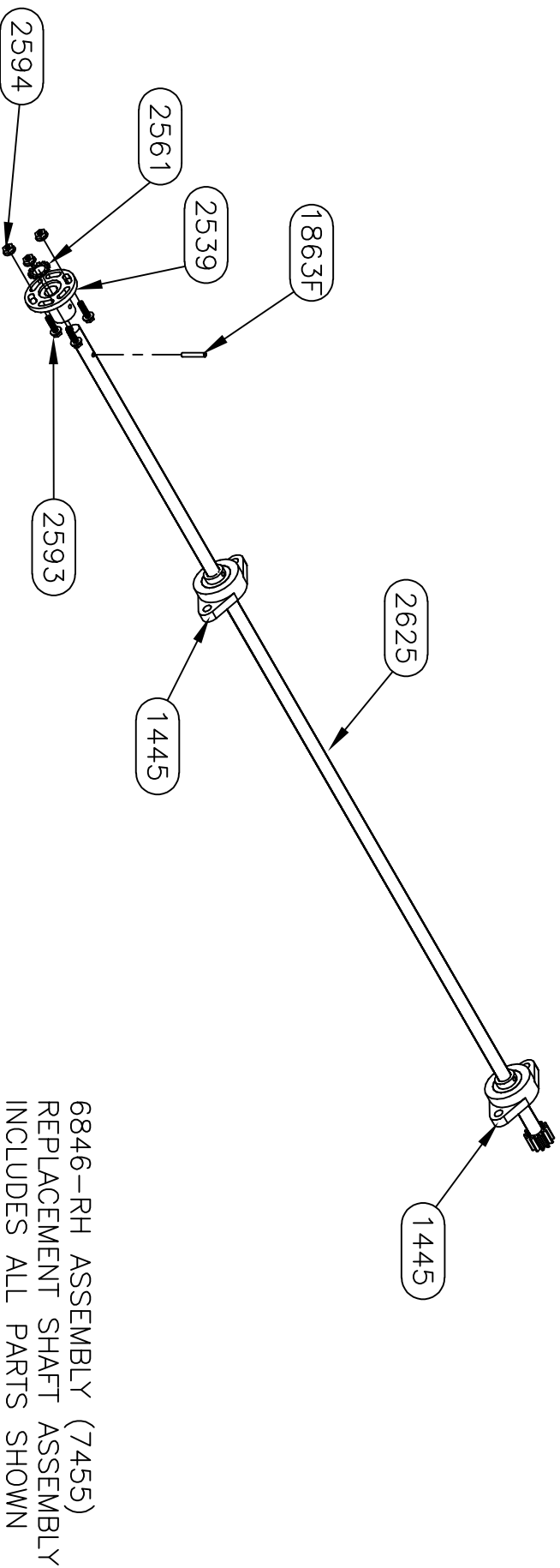
ANG. ± 1/2°

.XX ± 0.030

.XXX ± 0.010

SPECIFIED:

UNLESS OTHERWISE



Equalizer		55169 COUNTY ROAD 3 ELKHART, IN 46515			
#	REVISIONS	BY:	DATE:	UNLESS OTHERWISE SPECIFIED:	
A	CHANGED E-CORD TUBE FROM 3283 TO 3471	SJ	2/13/18	TOLERANCES:	
B	Added 4" to outer tubes.	SJ	7/18/19	.XXX ± 0.010	
				.XX ± 0.030	
				ANG. ± 1/2°	
				REMOVE ALL BURRS AND SHARP EDGES .015 MAX	
TITLE		MAIN SLIDE ASSEMBLY		USED ON:	
SIZE SCALE		1:1		FOREST RIVER DIESEL	
DRAW BY:		DATE:		PART NAME:	
SU		4/4/2017		MAIN SLIDE-96" X 32" FR	
AP'D BY:		DATE:		PAGE:	
—		—		4 OF 4	
				DWG NO.: P70042	
				REV:	
				B	

NOTICE – This drawing, including principles of design, is the property of Doye Corporation, Elkhart, Indiana, with the agreement that it is not to be reproduced, copied, or loaned in any manner that may constitute a detriment directly or indirectly to Doye Corporation. Acceptance of this will be construed as an agreement of the above.

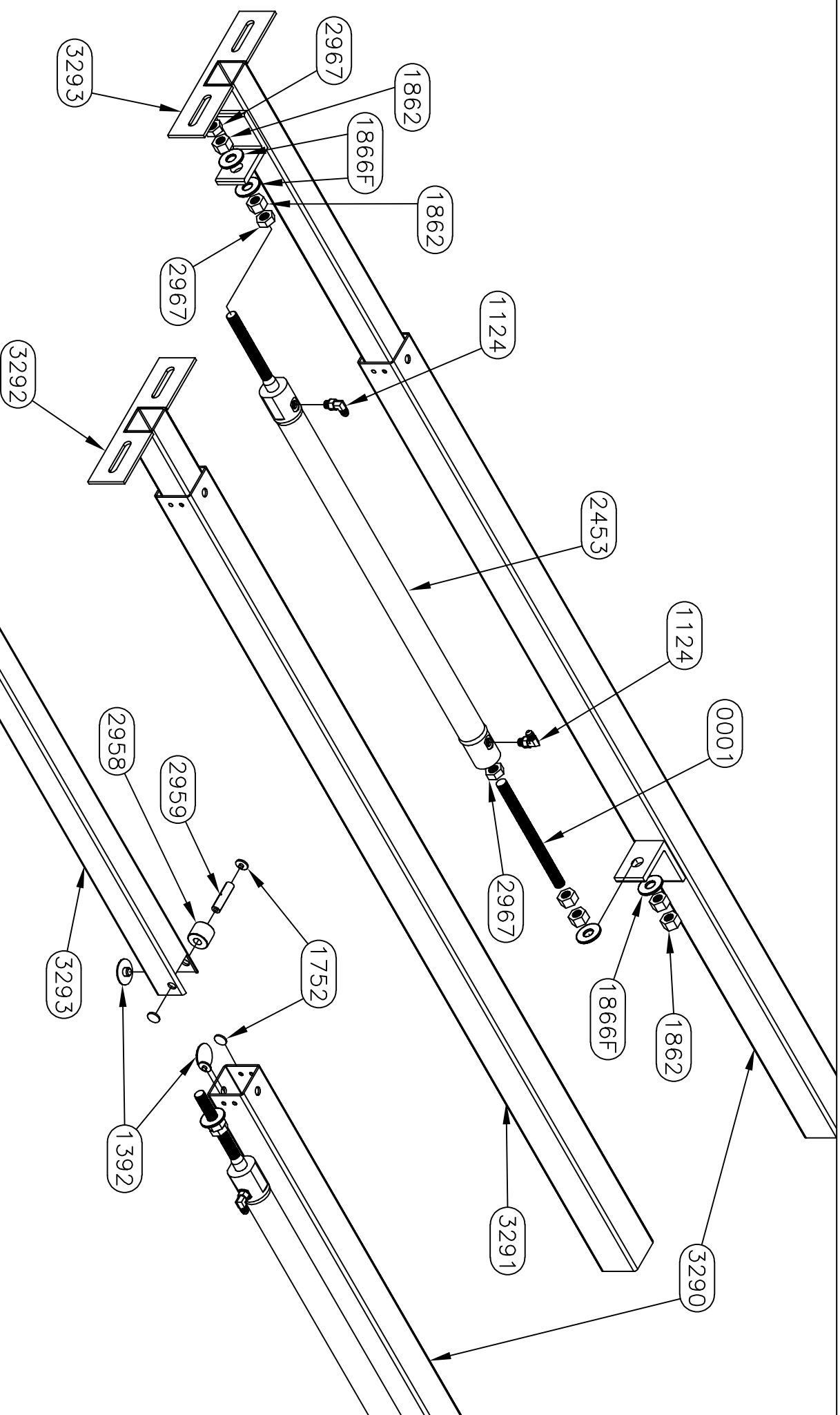
PART #	DESCRIPTION	QUAN
--------	-------------	------

This technical drawing illustrates a cross-section of a window frame and sash assembly. The frame is shown as a multi-chambered profile. The sash, also a multi-chambered profile, is positioned within the frame. A hinge mechanism is visible, consisting of a pin and a bracket that connects the sash to the frame, allowing for movement. The drawing is a black and white line art representation.

REVISIONS	BY:	DATE:	TITLE	USED ON:
d 4" to outer tube.	SJ	7/18/19	UNLESS OTHERWISE SPECIFIED: TOL FRANCES: OUTER SLIDE MAIN SLIDE ASSEMBLY	FOREST RIVER DIESEL

XXXX ± 0.010	A	1:	1	_____	_____	_____	_____
.XX ± 0.010	DRW BY:	DATE:					
X ± 0.030	PSF	9/9/16	PART NAME:	SLIDE ASSEMBLY-24"	NT 6 ARM-FR		
ANG. ± 1/2"	APD BY:	DATE:	PAGE:	1 OF 2	DWG NO.:	P70043	REV:
REMOVE ALL BURRS AND SHARP EDGES .015 MAX	—	—					A

Warranty authorization must come directly from Equalizer Systems. (800) 846-9659.



Equalizer

55169 COUNTRY ROAD 3
ELKHART, IN 46515

#

A

REVISIONS

Added 4" to outer tube.

BY:

SJ

DATE:

7/18/19

UNLESS OTHERWISE
SPECIFIED:
TOLERANCES:
.XXX ± 0.010
.XX ± 0.010
.X ± 0.030
ANG. ± 1/2°
REMOVE ALL BURRS AND
SHARP EDGES .015 MAX

TITLE

MAIN SLIDE ASSEMBLY

USED ON:

FOREST RIVER DIESEL

SIZE SCALE MATERIAL

A

1:1

—

DRW BY:

PSF

DATE:

9/9/16

PART NAME:

SLIDE ASSBLY-24" NT 6 ARM-FR

PAGE:

2 OF 2

DWG NO.:

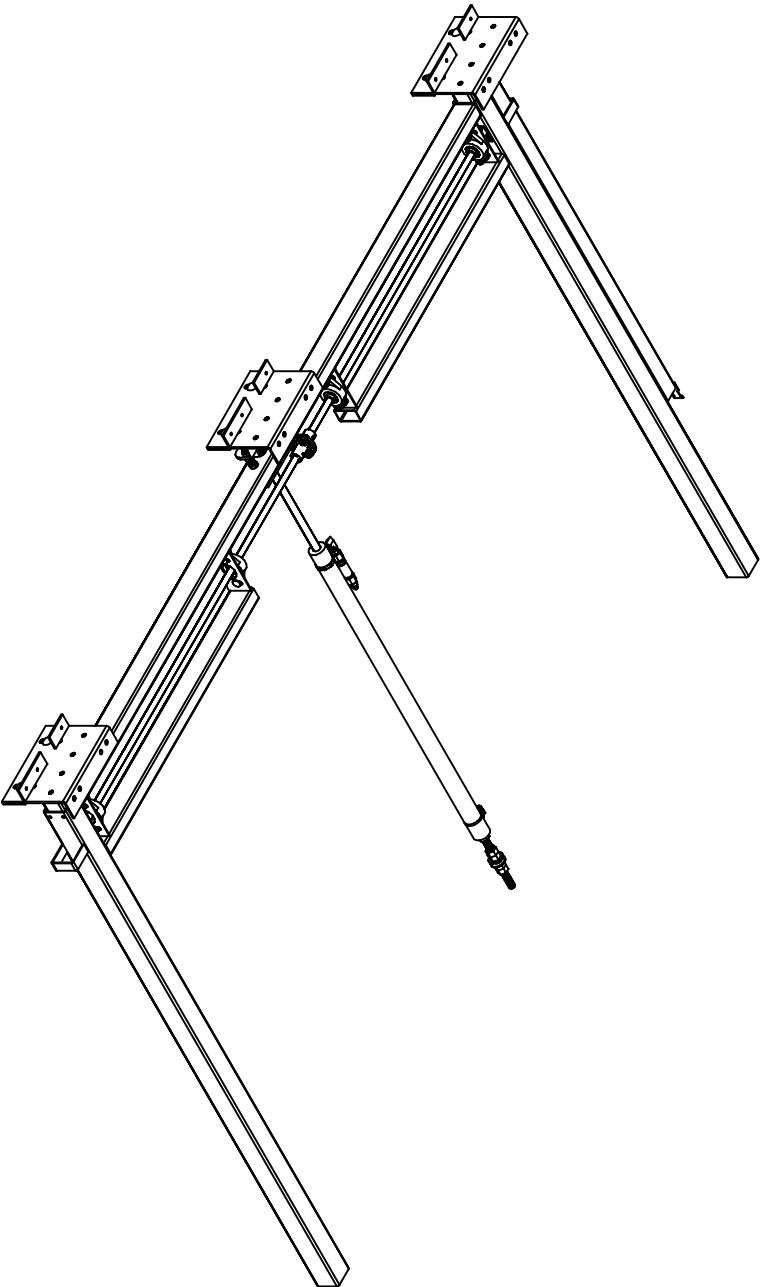
P70043

REV:

A

NOTICE - This drawing, including principles of design, is the property of Doye Corporation, Elkhart, Indiana, with the agreement that it is not to be reproduced, copied, or loaned in any manner that may constitute a detriment directly or indirectly to Doye Corporation. Acceptance of this will be construed as an agreement of the above.

70058 PARTS LIST		
PART #	DESCRIPTION	QUAN
1124	FITTING-#4 JIC X #4 OR MALE 90	1
1146	FITTING-#6 OR X #4 JIC ADAPT	1
1369	WASHER-3/8 EXT/INT TOOTH LOCK	8
1392	BUTTON-1.5" UHMW	6
1403	FITTING-RESTRICTOR #6 X #4	1
1445	BEARING-2 BOLT FLANGE	4
1725	BUTTON-1/2" UHMW	8
1728L	TUBE-36" DRIVE LH	1
1728R	TUBE-36" DRIVE RH	1
1731	SHAFT-5/8 X 41 5/8 COLD ROLL	1
1752	BUTTON-3/4" UHMW	4
1862	NUT-5/8-18 GR 2 FHN	6
1863F	PIN-3/16 X 1 1/4 SPRING	2
1865F	NUT-3/8-16 NYLOCK Z	8
1866F	WASHER-5/8 FLAT	4
1867F	BOLT-3/8-16 X 1 1/4 CARRIAGE ZINC	8
1891DD	NUT-1/2-20 NYLOCK	1
1925	BRACKET-CYLINDER MOUNT MAIN	1
1938DD	WASHER-1/4 FLAT	2
1947DD	BOLT-1/4-20 X 1 1/4 HHCS	1
2368	CYLINDER-SLIDE 1 3/8" X 32	1
2404	VALVE-ANTI CREEP	1
2451	FITTING-#4 FEM X #4 O-RING 90	1
2499	SCREW-1/4 X 1 1/4 TEK	2
2539	COUPLING-5/8" TIMING SHAFT	2
2561	WASHER-5/8 STAR	1
2593	SCREW-1/4-20 X FLANGE	3
2594	NUT-1/4-20 FLANGE	3
2619	FRAME-96 X 20 MAIN-FR	1
2625	SHAFT-5/8 X 52 1/8 COLD ROLL	1
2669	BOLT-1/2-13 X 3 TAP GR 5	2
2670	NUT-1/2-13 JAM	2
2778W	GUARD-CYLINDER ROD	1
2967	NUT-5/8-18 HEX JAM NUT	2
3471	TUBE-ELECTRIC CORD-2" SQUARE	1

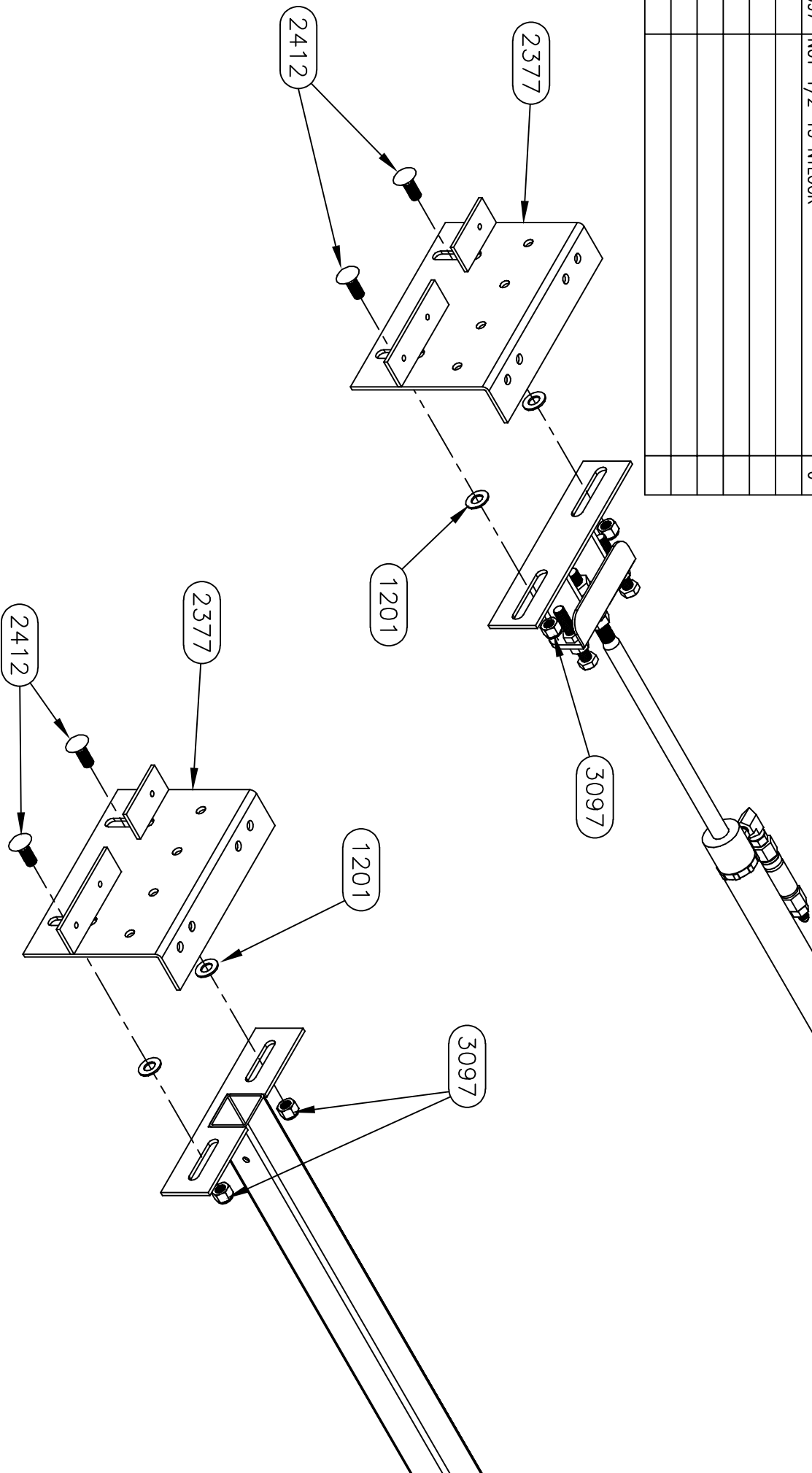


Warranty authorization must come directly from Equalizer Systems. (800) 846-9659.

55169 COUNTRY ROAD 3 ELKHART, IN 46515		Equalizer			
#	REVISIONS	BY:	DATE:	UNLESS OTHERWISE SPECIFIED:	
A	CHANGED E-CORD TUBE FROM 3283 TO 3471	SJ	2/13/18	TOLERANCES: XXX ± 0.010 XX ± 0.010 X ± 0.030 ANG. ± 1/2" REMOVE ALL BURRS AND SHARP EDGES .015 MAX	
B	Added 4" to outer tube.	SJ	7/18/19		
NOTICE — This drawing, including principles of design, is the property of Doy's Corporation, Elkhart, Indiana, with the agreement that it is not to be reproduced, copied, or loaned in any manner that may constitute a detriment directly or indirectly to Doy's Corporation. Acceptance of this will be construed as an agreement of the above.					
TITLE		USED ON:			
MAIN SLIDE ASSEMBLY		FOREST RIVER DIESEL			
SIZE SCALE MATERIAL					
A 1: 1					
DRAW BY: DATE: 6/6/17		PART NAME: MAIN SLIDE-96" X 32"-FR-LT			
APP'D BY: DATE:		PAGE: 1 OF 4		DWG NO.: P700058	
				REV: B	

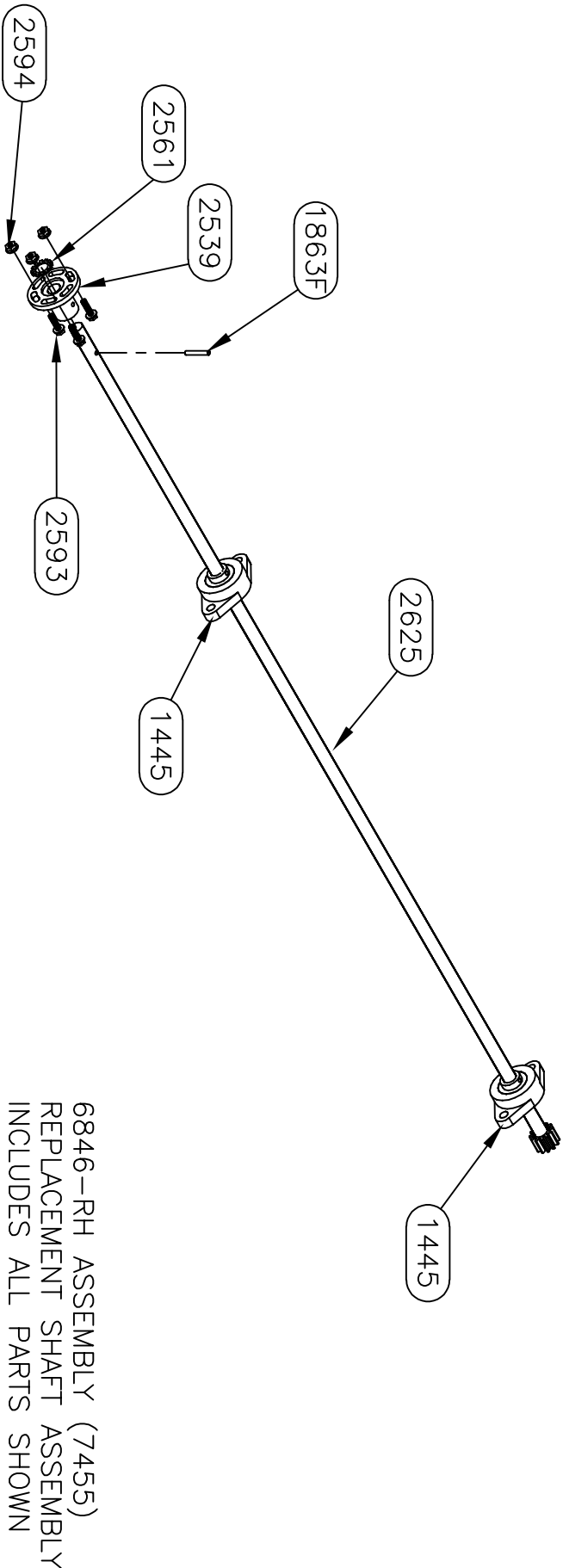
NOTICE – This drawing, including principles of design, is the property of Doye Corporation, Elkhart, Indiana, with the agreement that it is not to be reproduced, copied, or loaned in any manner that may constitute a detriment directly or indirectly to Doye Corporation. Acceptance of this will be construed as an agreement of the above.

1

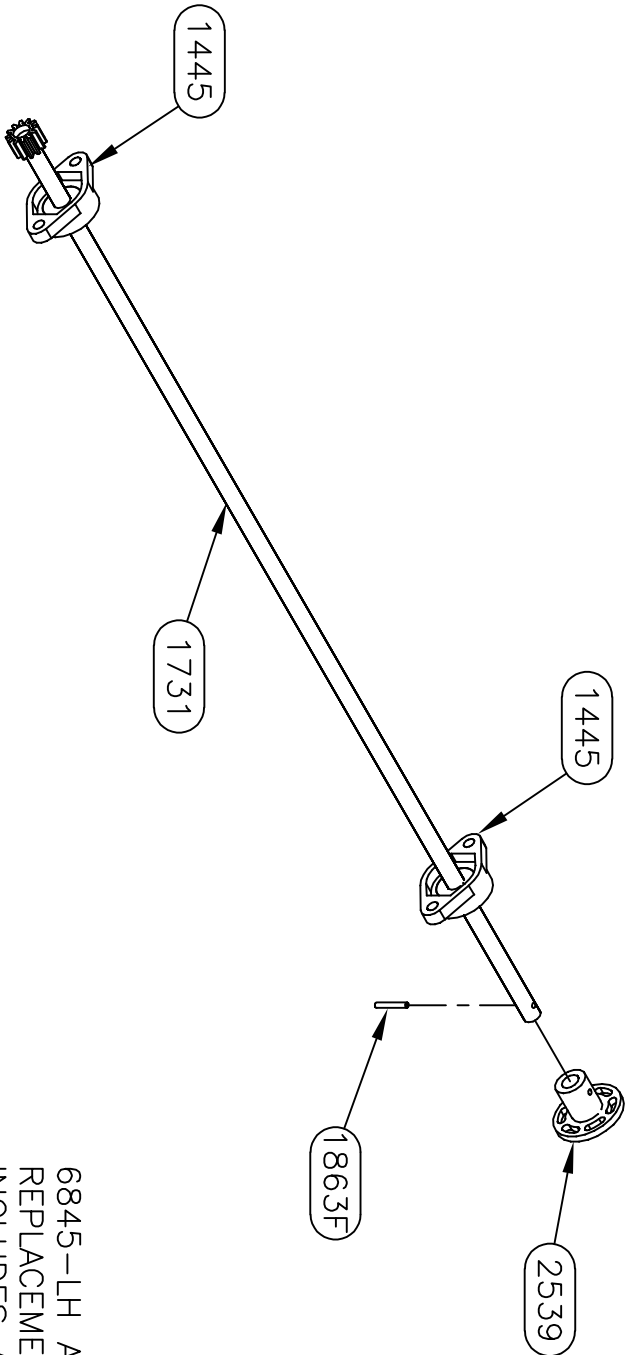
[illegible]

USED ON:
FOREST RIVER DIESEL

T NAME:		DWG NO.:		REV:	
N SLIDE-96" X 32"-FR-LT		P700058		B	



6846-RH ASSEMBLY (7455)
REPLACEMENT SHAFT ASSEMBLY
INCLUDES ALL PARTS SHOWN



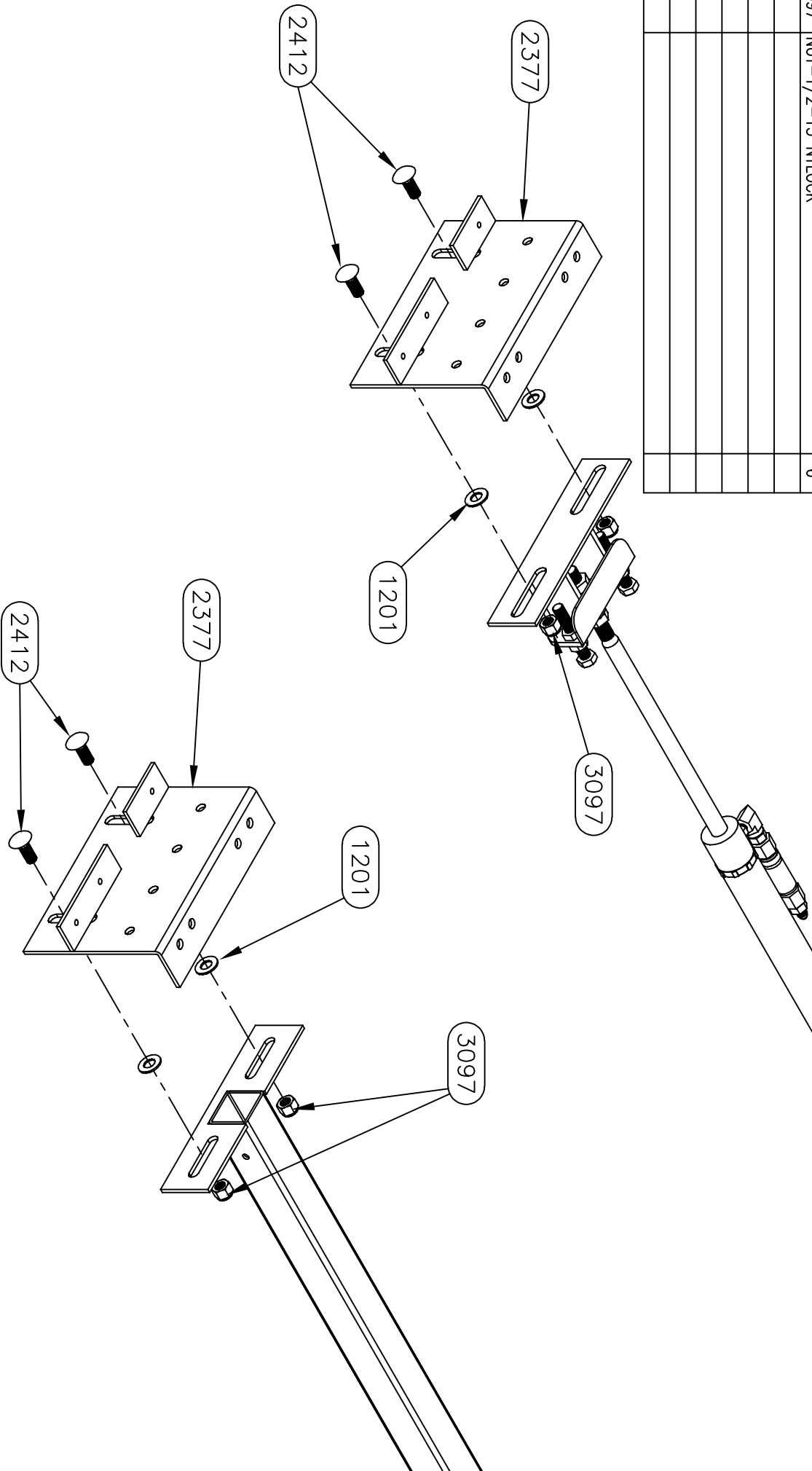
6845-LH ASSEMBLY (7455)
REPLACEMENT SHAFT ASSEMBLY
INCLUDES ALL PARTS SHOWN

Equalizer		55169 COUNTY ROAD 3 ELKHART, IN 46515			
#	REVISIONS	BY:	DATE:	UNLESS OTHERWISE SPECIFIED:	
A	CHANGED E-CORD TUBE FROM 3283 TO 3471	SJ	2/13/18	TOLERANCES:	
B	Added 4" to outer tube.	SJ	7/18/19	.XXX ± 0.010	
				.XX ± 0.030	
				ANG. ± 1/2°	
				REMOVE ALL BURRS AND SHARP EDGES .015 MAX	
TITLE		MAIN SLIDE ASSEMBLY		USED ON:	
SIZE SCALE		1:1		FOREST RIVER DIESEL	
DRAW BY:		DATE:		PART NAME:	
SU		6/6/17		MAIN SLIDE-96" X 32"-FR-LT	
AP'D BY:		DATE:		PAGE:	
—		—		4 OF 4	
				DWG NO.: P700058	
				REV: B	

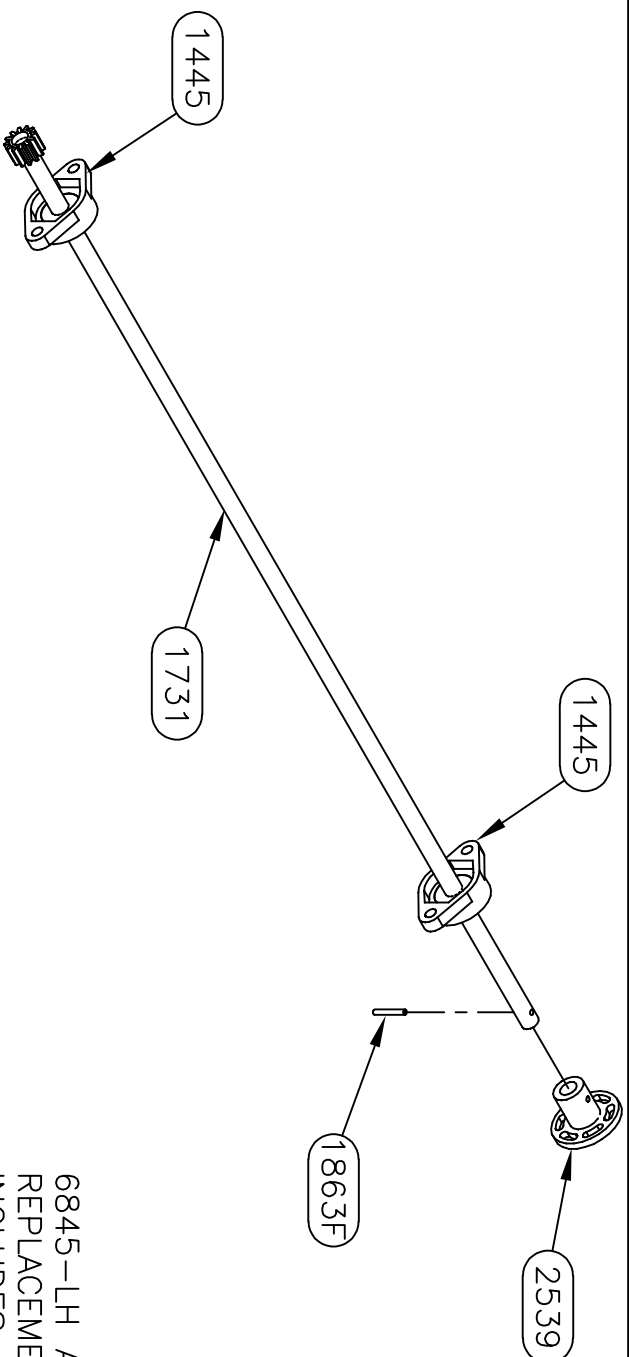
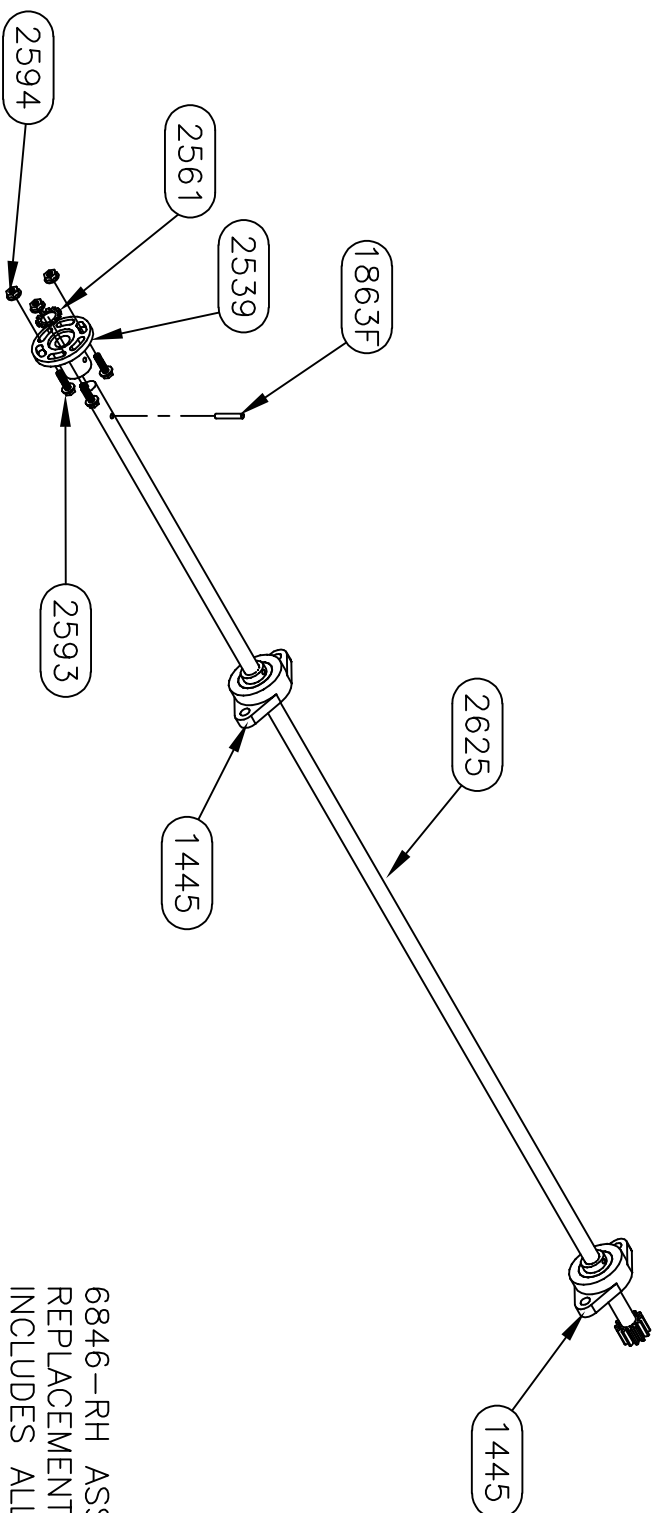
NOTICE – This drawing, including principles of design, is the property of Doye Corporation, Elkhart, Indiana, with the agreement that it is not to be reproduced, copied, or loaned in any manner that may constitute a detriment directly or indirectly to Doye Corporation. Acceptance of this will be construed as an agreement of the above.

7258HD PARTS LIST

PART#	DESCRIPTION	QUAN
1201	WASHER-1/2 SAE FLAT ZINC	6
2377	PLATE-ROOM MOUNT PLATE-FR DIN	3
2412	BOLT-1/2-13 X 1 1/4 G5 ZINC CARRIAGE	6
3097	NUT-1/2-13 NYLOCK	6



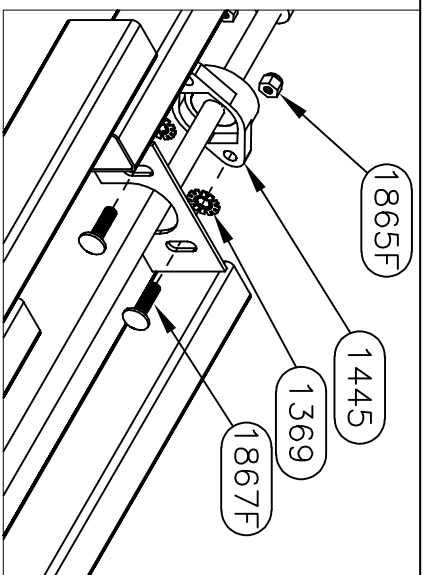
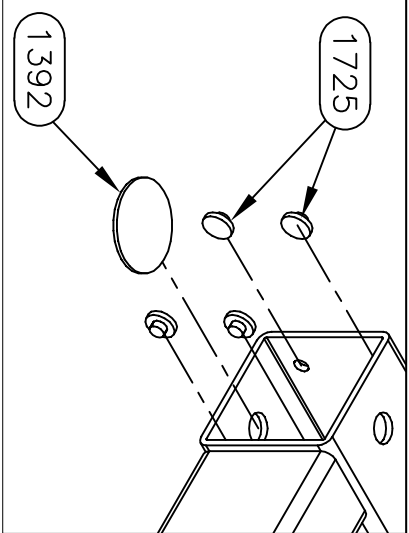
Equalizer 55169 COUNTRY ROAD 3 ELKHART, IN 46515			#	REVISIONS		BY:	DATE:	UNLESS OTHERWISE SPECIFIED: TOLERANCES: .XXX ± 0.010 .XX ± 0.030 .X ± 1/2" ANG. ± 1/2" REMOVE ALL BURRS AND SHARP EDGES .015 MAX		TITLE MAIN SLIDE ASSEMBLY		USED ON: FOREST RIVER DIESEL	
NOTICE - This drawing, including principles of design, is the property of Doye Corporation, Elkhart, Indiana, with the agreement that it is not to be reproduced, copied, or loaned in any manner that may constitute a detriment directly or indirectly to Doye Corporation. Acceptance of this will be construed as an agreement of the above.										SIZE SCALE MATERIAL			
										A 1: 1			
										DRW BY: SU		DATE: 1/17/20	
										AP'D BY: —		DATE: —	
										PART NAME: MAIN SLIDE-96" X 32"-FR-LT-2021		PAGE: 3 OF 4	
										DWG NO.: P70058A		REV: —	



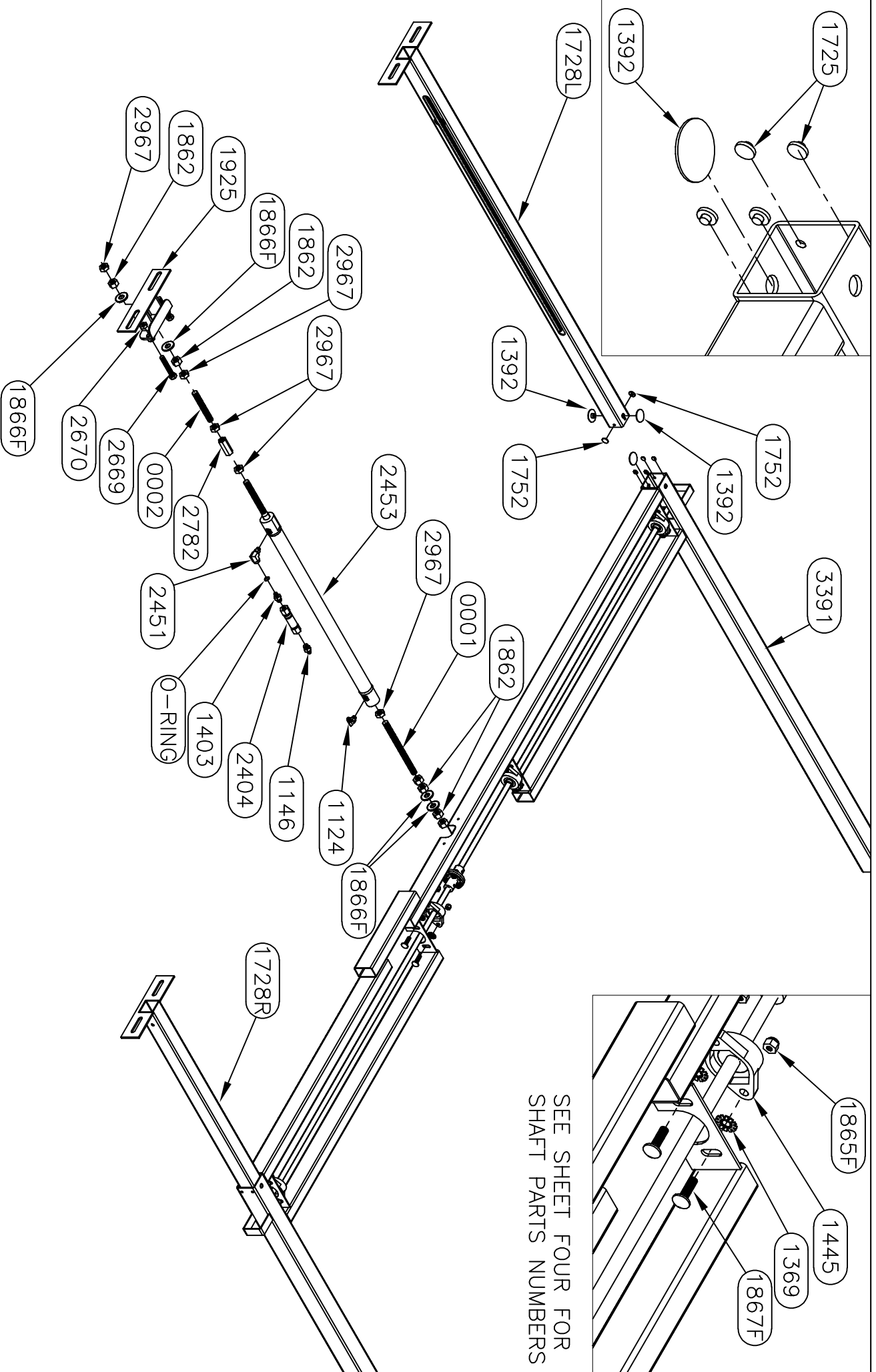
Equalizer

55169 COUNTY ROAD 3
ELKHART, IN 46515

<i>Equalizer</i>		55189 COUNTRY ROAD 3 ELKHART, IN 46515
#	REVISIONS	BY: DATE:
NOTICE - This drawing, including principles of design, is the property of Days Corporation, Elkhart, Indiana, with the agreement that it is not to be reproduced, copied, or loaned in any manner that may constitute a detriment directly or indirectly to Days Corporation. Acceptance of this will be construed as an agreement of the above.		
UNLESS OTHERWISE SPECIFIED:		TITLE
TOLERANCES:		MAIN SLIDE ASSEMBLY
XXX ± 0.010		USED ON:
XX ± 0.010		FOREST RIVER DIESEL
X ± 0.030		
ANG. ± 1/2		
REMOVE ALL BURS AND SHARP EDGES .015 MAX		
SIZE	SCALE	MATERIAL
A	1:	1
DRW BY:	DATE:	PART NAME:
SJ	1/17/20	MAIN SLIDE .96" X 32"-FR-LT-2021
APP'D BY:	DATE:	
PAGE:	DWG NO.:	REV.:
4 OF 4	P70058A	



SEE SHEET FOUR FOR
SHAFT PARTS NUMBERS



Equalizer

55169 COUNTRY ROAD 3
ELKHART, IN 46515

#

A

REVISIONS

Added 4" to outer tubes.

BY:

SU

DATE:

7/16/19

UNLESS OTHERWISE
SPECIFIED:
TOLERANCES:
.XXX ± 0.010
.XX ± 0.010
.X ± 0.030
ANG. ± 1/2°
REMOVE ALL BURRS AND
SHARP EDGES .015 MAX

TITLE

MAIN SLIDE ASSEMBLY

SIZE SCALE MATERIAL

A 1:1

USED ON:

FOREST RIVER DIESEL

PART NAME:

MAIN SLIDE-117 X 24-FR

PAGE:

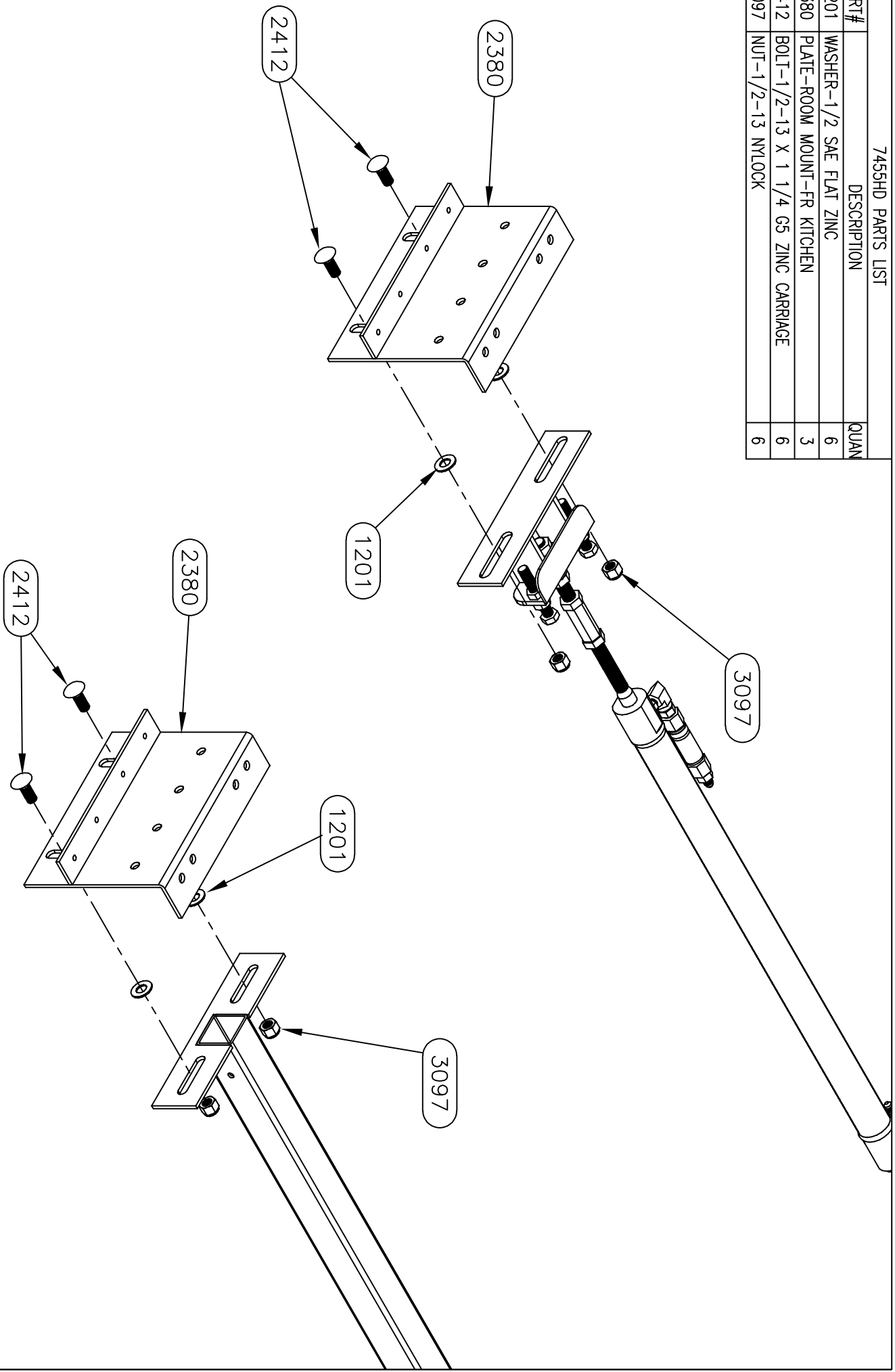
2 OF 4

REV:

A

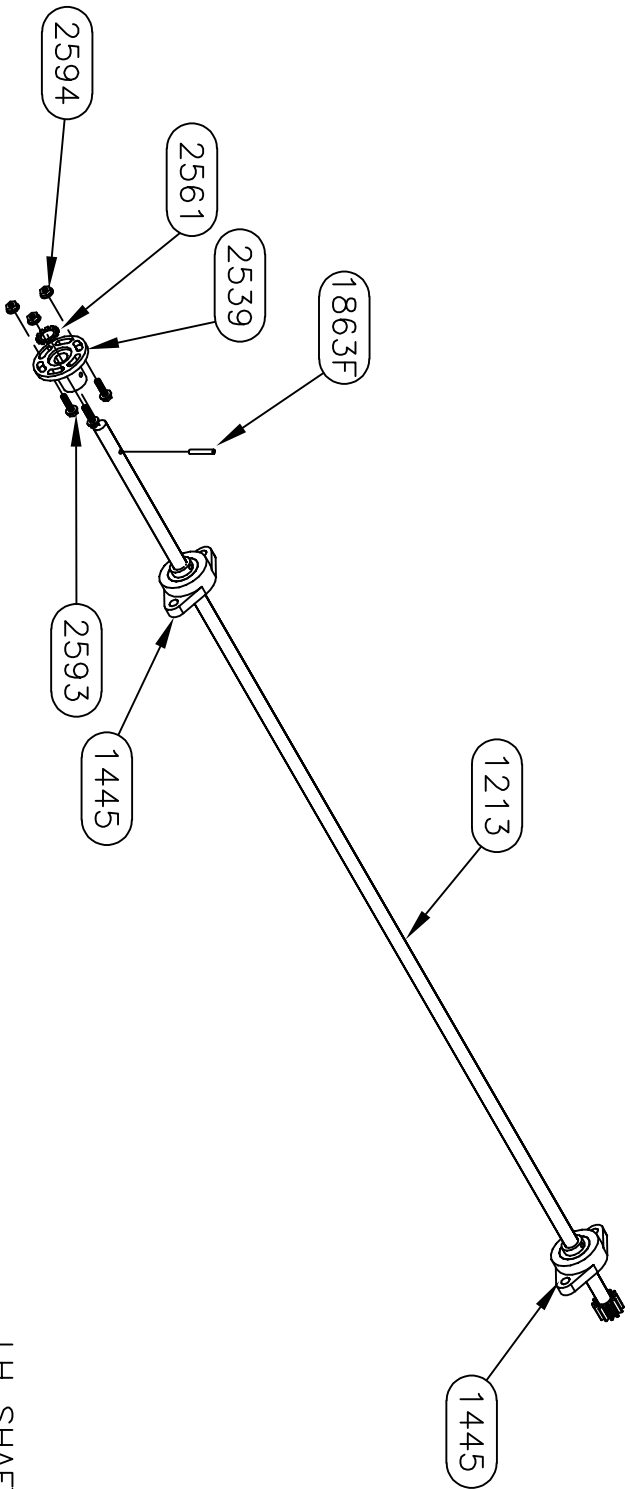
NOTICE - This drawing, including principles of design, is the property of Days Corporation, Elkhart, Indiana, with the agreement that it is not to be reproduced, copied, or loaned in any manner that may constitute a detriment directly or indirectly to Days Corporation. Acceptance of this will be construed as an agreement of the above.

7455HD PARTS LIST		
PART#	DESCRIPTION	QUAN
1201	WASHER-1/2 SAE FLAT ZINC	6
2380	PLATE-ROOM MOUNT-FR KITCHEN	3
2412	BOLT-1/2-13 X 1 1/4 G5 ZINC CARRIAGE	6
3097	NUT-1/2-13 NYLOCK	6

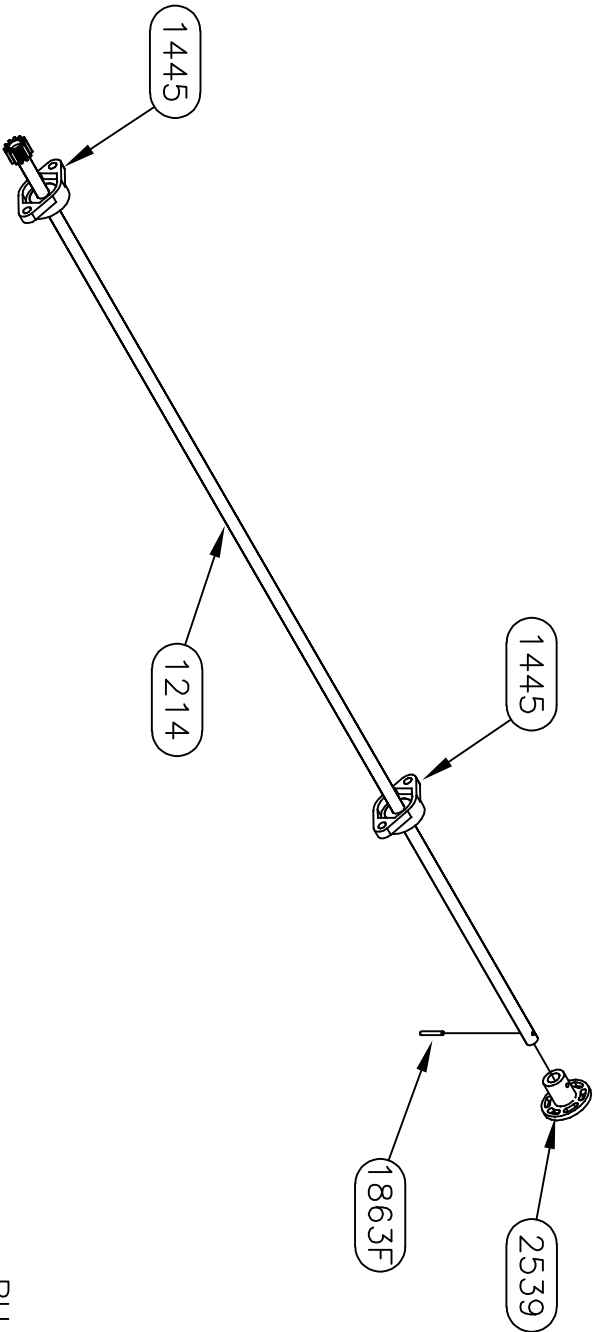


Equalizer			55169 COUNTRY ROAD 3			#		
ELKHART, IN 46515						A		
			REVISIONS			Added 4" to outer tubes.		
			BY: SU			DATE: 7/16/19		
			UNLESS OTHERWISE SPECIFIED:			TOLERANCES:		
						.XXX ± 0.010		
						.XX ± 0.010		
						.X ± 0.030		
						ANG. ± 1/2°		
						REMOVE ALL BURRS AND SHARP EDGES .015 MAX		
			TITLE			MAIN SLIDE ASSEMBLY		
			SIZE SCALE			1 : 1		
			MATERIAL					
			DRW BY: SU			DATE: 4/5/17		
			AP'D BY: —			DATE: —		
			PART NAME:			MAIN SLIDE-117 X 24-FR		
			PAGE: 3 OF 4			DWG NO.: P700062		
			REV: A					

NOTICE – This drawing, including principles of design, is the property of Doye Corporation, Elkhart, Indiana, with the agreement that it is not to be reproduced, copied, or loaned in any manner that may constitute a detriment directly or indirectly to Doye Corporation. Acceptance of this will be construed as an agreement of the above.



LH SHAFT ASSEMBLY (longer)



RH SHAFT ASSEMBLY (shorter)

<div>Equalizer</div> <div>55169 COUNTY ROAD 3 ELKHART, IN 46515</div>		#	REVISIONS		BY:	DATE:	UNLESS OTHERWISE SPECIFIED: TOLERANCES: .XXX ± 0.010 .XX ± 0.010 .X ± 0.050 ANG. ± 1/2" REMOVE ALL BURRS AND SHARP EDGES .015 MAX				TITLE		USED ON:			
		A	Added 4" to outer tubes.		SJ	7/16/19					MAIN SLIDE ASSEMBLY		FOREST RIVER DIESEL			
NOTICE - This drawing, including principles of design, is the property of Days Corporation, Elkhart, Indiana, with the agreement that it is not to be reproduced, copied, or loaned in any manner that may constitute a detriment directly or indirectly to Days Corporation. Acceptance of this will be construed as an agreement of the above.											SIZE SCALE MATERIAL					
											DRAW BY: 1					
											DATE: 4/5/17					
											PART NAME: MAIN SLIDE-117 X 24-FR					
											PAGE: 4 OF 4		DWG NO.: P700062		REV: A	

PART #	DESCRIPTION	QUAN
--------	-------------	------

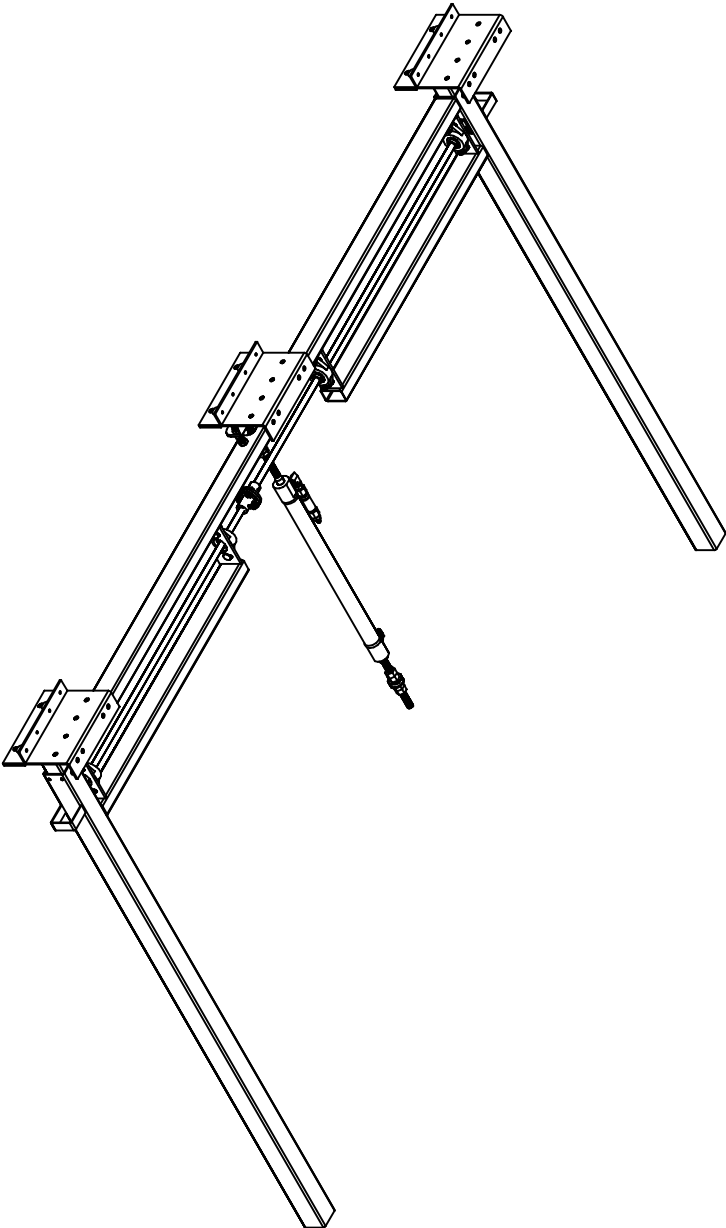
[illegible]

Equalizer

[illegible]

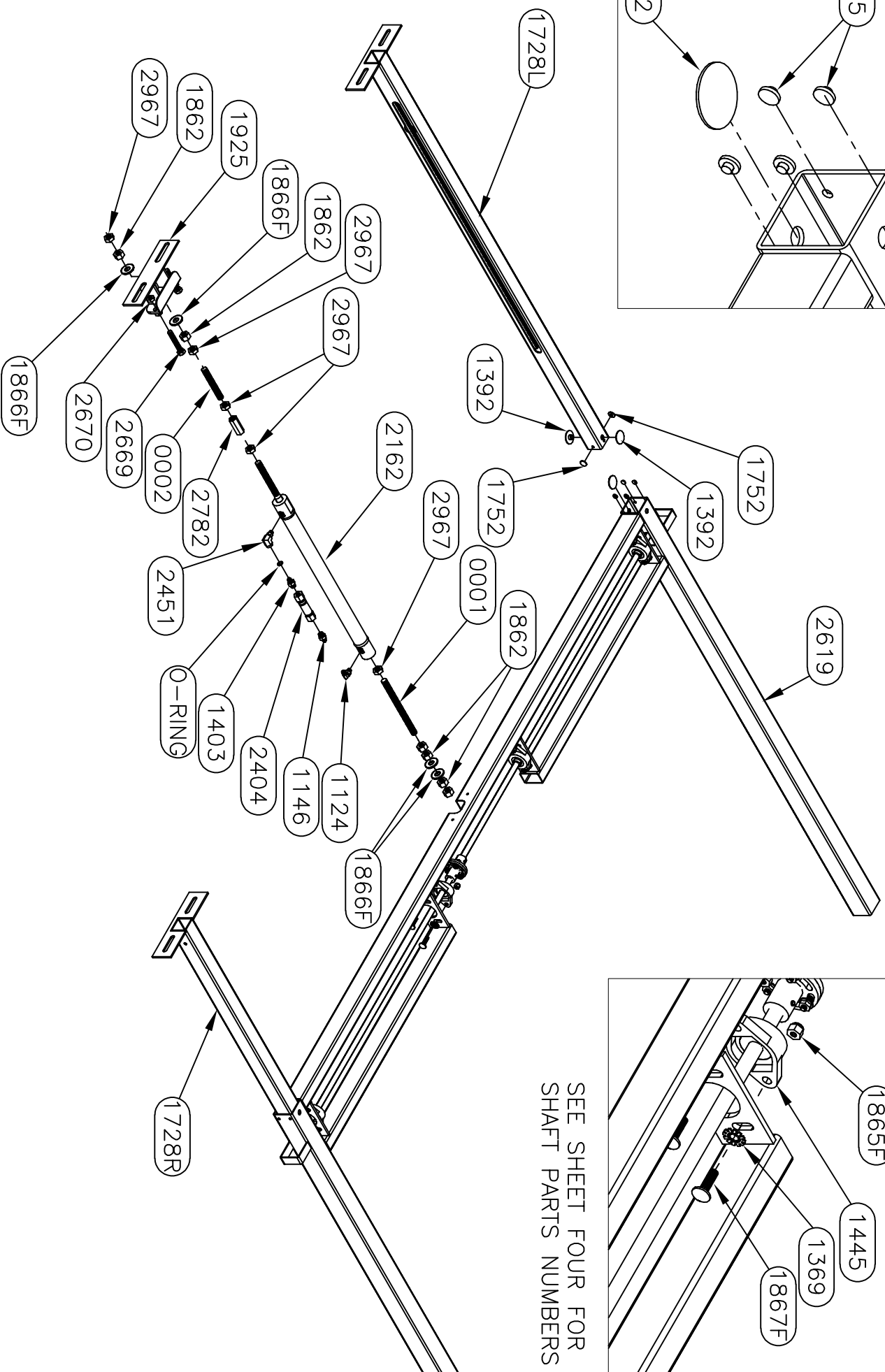
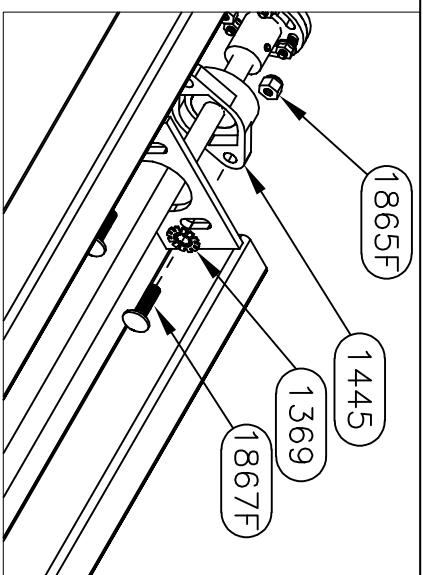
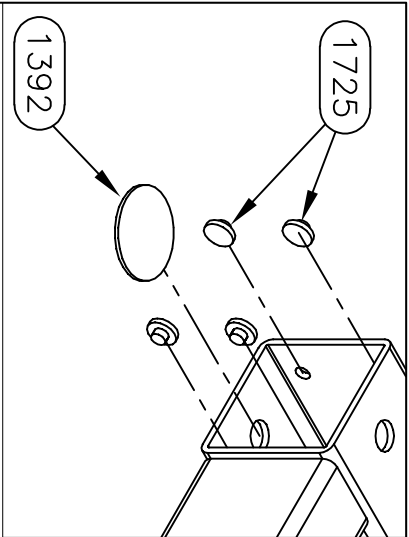
NOTICE — this drawing, including principles of design, is the property of Days Corporation, Elkhart, Indiana, with the agreement that it is not to be reproduced, copied, or loaned in any manner that may constitute a detriment directly or indirectly to Days Corporation. Acceptance of this will be construed as an agreement of the above.

70151 PARTS LIST		
PART#	DESCRIPTION	QUAN
1124	FITTING-#4 JIC X #4 OR MALE 90	1
1146	FITTING-#6 OR X #4 JIC ADAPT	1
1369	WASHER-3/8 EXT/INT TOOTH LOCK	8
1392	BUTTON-1.5" UHMW	6
1403	FITTING-RESTRICTOR #6 X #4	1
1445	BEARING-2 BOLT FLANGE	4
1725	BUTTON-1/2" UHMW	8
1728L	TUBE-36" DRIVE LH	1
1728R	TUBE-36" DRIVE RH	1
1731	SHAFT-5/8 X 41 5/8 COLD ROLL	1
1752	BUTTON-3/4" UHMW	4
1862	NUT-5/8-18 GR 2 FHN	6
1863F	PIN-3/16 X 1 1/4 SPRING	2
1865F	NUT-3/8-16 NYLOCK Z	8
1866F	WASHER-5/8 FLAT	4
1867F	BOLT-3/8-16 X 1 1/4 CARRIAGE ZINC	8
1925	BRACKET-CYLINDER MOUNT MAIN	1
2162	CYLINDER-SLIDE 1 3/8" X 18"	1
2404	VALVE-ANTI CREEP	1
2451	FITTING-#4 FEM X #4 O-RING 90	1
2539	COUPLING-5/8" TIMING SHAFT	2
2561	WASHER-5/8 STAR	1
2593	SCREW-1/4-20 X FLANGE	3
2594	NUT-1/4-20 FLANGE	3
2619	FRAME-96" x 20" MAIN-FR	1
2625	SHAFT-5/8 X 52 1/8 COLD ROLL	1
2669	BOLT-1/2-13 X 3 TAP GR 5	2
2670	NUT-1/2-13 JAM NUT	2
2782	COUPLING-5/8 CYLINDER ROD	1
2967	NUT-5/8-18 HEX JAM NUT	5
0001	A.I.R.-5/8"-18 X 8 1/4" LONG	1
0002	A.I.R.-5/8"-18 X 4 1/2" LONG	1



Warranty authorization must come directly from Equalizer Systems. (800) 846-9659.

<div> <div> <div>55169 COUNTRY ROAD 3</div> <div>ELKHART, IN 46515</div> </div> <div> <div>Equalizer</div> </div> </div>		<div>#</div> <div>A</div>	<div>REVISIONS</div> <div>Added 4" to outer tubes.</div>		<div>BY:</div> <div>SJ</div>	<div>DATE:</div> <div>7/18/19</div>	<div>UNLESS OTHERWISE SPECIFIED:</div> <div>TOLERANCES:</div> <div>.XXX ± 0.010</div> <div>.XX ± 0.010</div> <div>.X ± 0.030</div> <div>ANG. ± 1/2°</div> <div>REMOVE ALL BURRS AND SHARP EDGES .015 MAX</div>		<div>TITLE</div> <div>MAIN SLIDE ASSEMBLY</div>	<div>USED ON:</div> <div>FOREST RIVER DIESEL</div>
<div>NOTICE - This drawing, including principles of design, is the property of Days Corporation, Elkhart, Indiana, with the agreement that it is not to be reproduced, copied, or loaned in any manner that may constitute a detriment directly or indirectly to Days Corporation. Acceptance of this will be construed as an agreement of the above.</div>								<div>SIZE SCALE</div> <div>A 1: 1</div>	<div>MATERIAL</div> <div></div>	<div>PART NAME:</div> <div>MAIN SLIDE-96" X 18"-FR</div>
								<div>DRW BY:</div> <div>SJ</div>	<div>DATE:</div> <div>4/25/18</div>	<div>PAGE:</div> <div>1 OF 4</div>
								<div>APP'D BY</div> <div></div>	<div>DATE:</div> <div></div>	<div>DWG NO.:</div> <div>P70151</div>
										<div>REV:</div> <div>A</div>

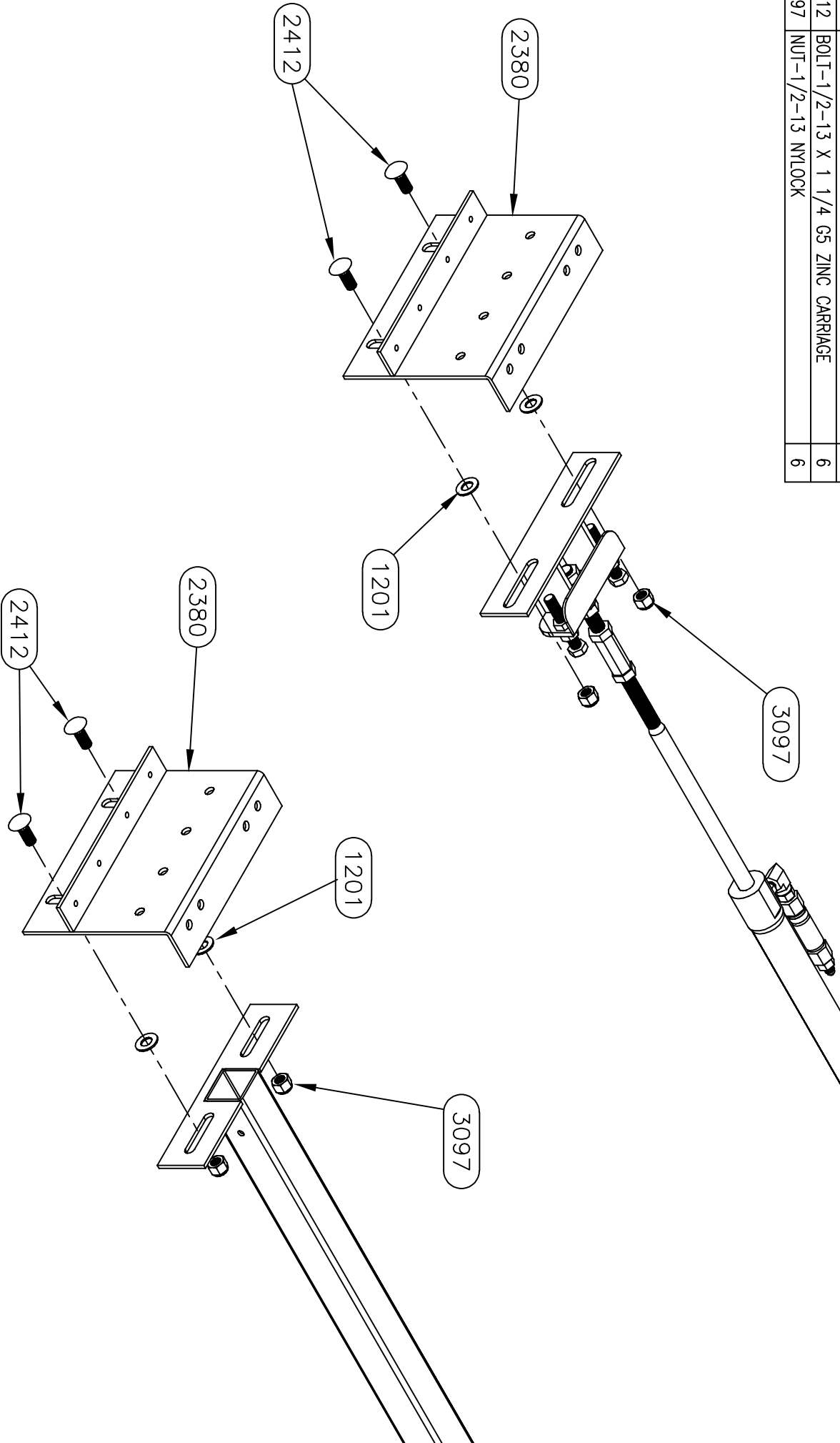


SEE SHEET FOUR FOR
SHAFT PARTS NUMBERS

Equulizer		55169 COUNTY ROAD 3 ELKHART, IN 46515		#	
				A	
		REVISIONS		BY:	
		Added 4" to outer tubes.		SU	
				DATE:	
				7/18/19	
		UNLESS OTHERWISE SPECIFIED:		TITLE	
		TOLERANCES:		MAIN SLIDE ASSEMBLY	
		.XXX ± 0.010		SIZE SCALE MATERIAL	
		.XX ± 0.010		A 1:1	
		.X ± 0.030		DRW BY: 4/25/18	
		ANG. ± 1/2"		DATE:	
		REMOVE ALL BURRS AND SHARP EDGES .015 MAX		AP'D BY DATE:	
				PAGE: 2 OF 4	
				DWG NO: P70151	
				REV: A	
				PART NAME: MAIN SLIDE-96" X 18"-FR	
				USED ON: FOREST RIVER DIESEL	

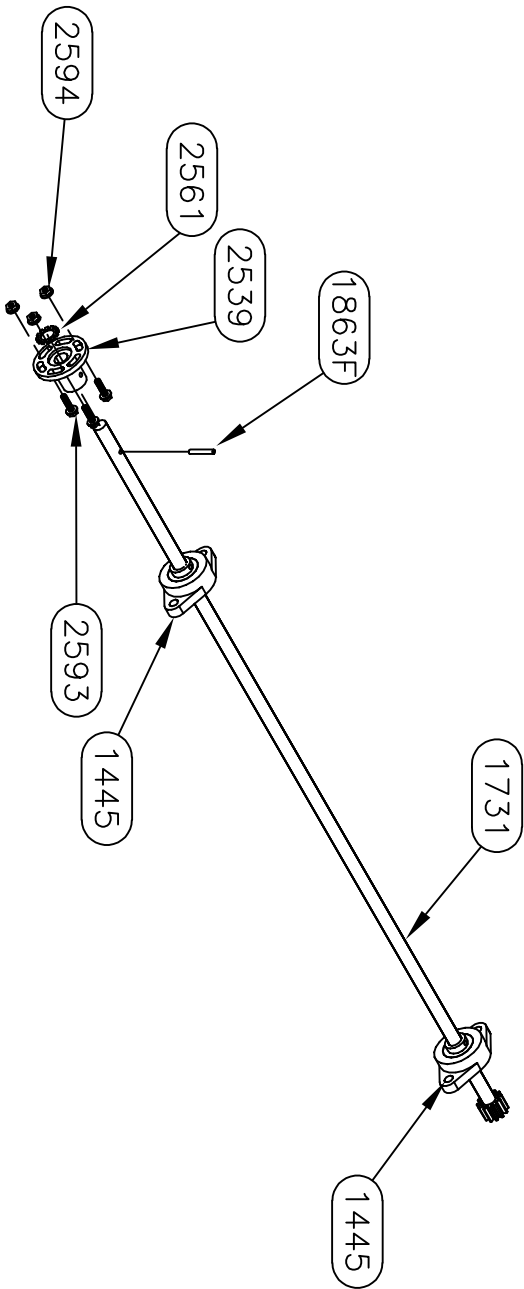
NOTICE - This drawing, including principles of design, is the property of Doye Corporation, Elkhart, Indiana, with the agreement that it is not to be reproduced, copied, or loaned in any manner that may constitute a detriment directly or indirectly to Doye Corporation. Acceptance of this will be construed as an agreement of the above.

7455HD PARTS LIST		
PART#	DESCRIPTION	QUAN
1201	WASHER-1/2 SAE FLAT ZINC	6
2380	PLATE-ROOM MOUNT-FR KITCHEN	3
2412	BOLT-1/2-13 X 1 1/4 G5 ZINC CARRIAGE	6
3097	NUT-1/2-13 NYLOCK	6

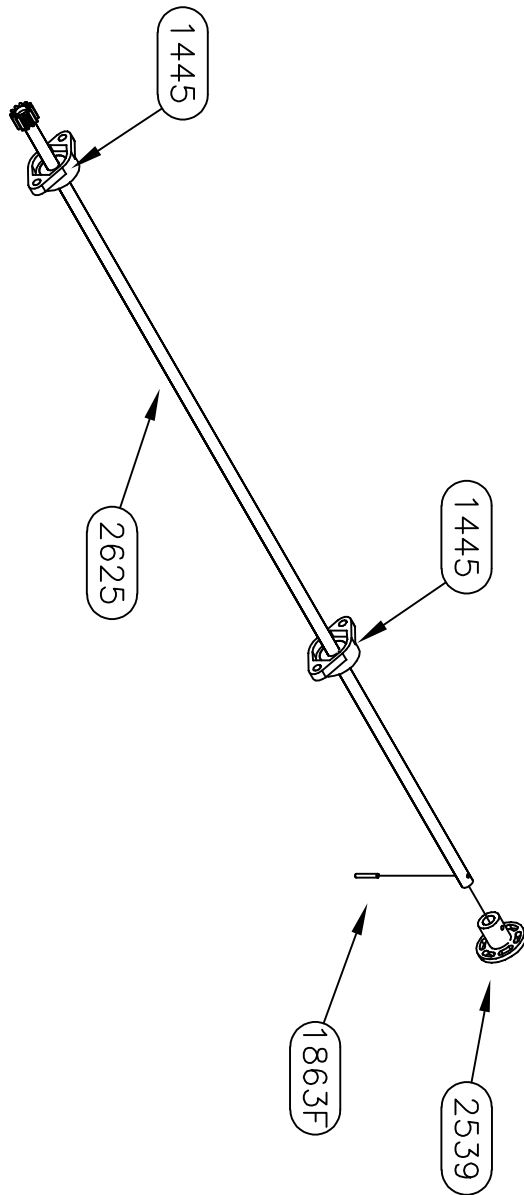


Equalizer			55169 COUNTRY ROAD 3			#		
ELKHART, IN 46515			REVISED			A		
			Added 4" to outer tubes.					
			BY: SU					
			DATE: 7/18/19					
			UNLESS OTHERWISE SPECIFIED:					
			TOLERANCES:					
			.XXX ± 0.010					
			.XX ± 0.010					
			.X ± 0.020					
			ANG. ± 1/2°					
			REMOVE ALL BURRS AND SHARP EDGES .015 MAX					
			TITLE: MAIN SLIDE ASSEMBLY			USED ON: FOREST RIVER DIESEL		
			SIZE SCALE: MATERIAL					
			A 1: 1					
			DRW BY: SU					
			DATE: 4/25/18					
			AP'D BY: DATE:					
			PAGE: 3 OF 4					
			PART NAME: MAIN SLIDE-96" X 18"-FR					
			DWG NO.: P70151					
			REV: A					

NOTICE - This drawing, including principles of design, is the property of Doye Corporation, Elkhart, Indiana, with the agreement that it is not to be reproduced, copied, or loaned in any manner that may constitute a detriment directly or indirectly to Doye Corporation. Acceptance of this will be construed as an agreement of the above.



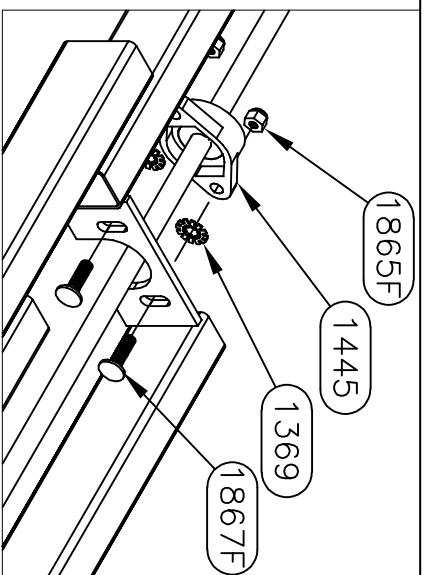
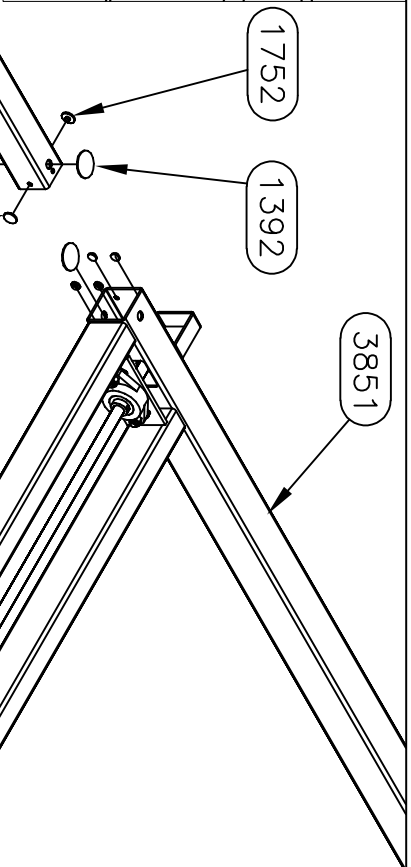
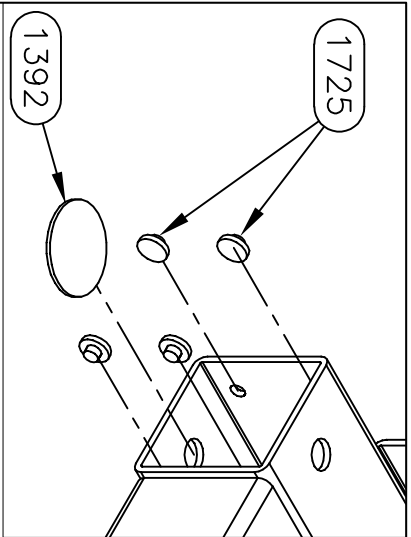
RH SHAFT ASSEMBLY (shorter)



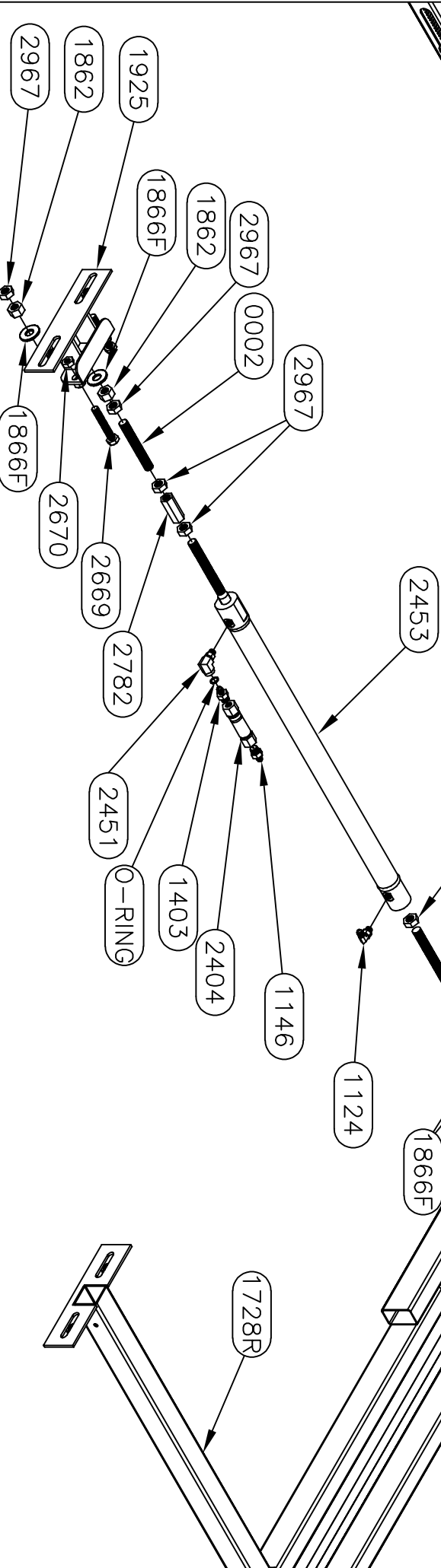
LH SHAFT ASSEMBLY (longer)

<i>Equalizer</i>		55169 COUNTY ROAD 3 ELKHART, IN 46515		#		REVISIONS		BY:		DATE:		UNLESS OTHERWISE SPECIFIED:		TITLE		USED ON:	
				A		Added 4" to outer tubes.		SU		7/18/19		TOLERANCES:		MAIN SLIDE ASSEMBLY		FOREST RIVER DIESEL	
												.XXX ± 0.010		SIZE SCALE		MATERIAL	
												.XX ± 0.030		A 1: 1			
												ANG. ± 1/2"		DRW BY:		DATE:	
												REMOVE ALL BURRS AND SHARP EDGES .015 MAX		SU		4/25/18	
														AP'D BY		DATE:	
														—			
																PART NAME:	
																MAIN SLIDE-96" X 18"-FR	
																PAGE:	
																3 OF 4	
																DWG NO.:	
																P70151	
																REV:	
																A	

NOTICE - This drawing, including principles of design, is the property of Doye Corporation, Elkhart, Indiana, with the agreement that it is not to be reproduced, copied, or loaned in any manner that may constitute a detriment directly or indirectly to Doye Corporation. Acceptance of this will be construed as an agreement of the above.



SEE SHEET FOUR FOR
SHAFT PARTS NUMBERS



Equalizer
55169 COUNTY ROAD 3
ELKHART, IN 46515

#	REVISIONS	BY:	DATE:	TITLE	USED ON:
				MAIN SLIDE ASSEMBLY	FOREST RIVER DIESEL
				SIZE SCALE MATERIAL	
				A 1:1	
				DRW BY: DATE:	
				SU 7/9/19	
				AP'D BY DATE:	
				PAGE: 2 OF 4	
				DWG NO.: P70236	
				REV:	

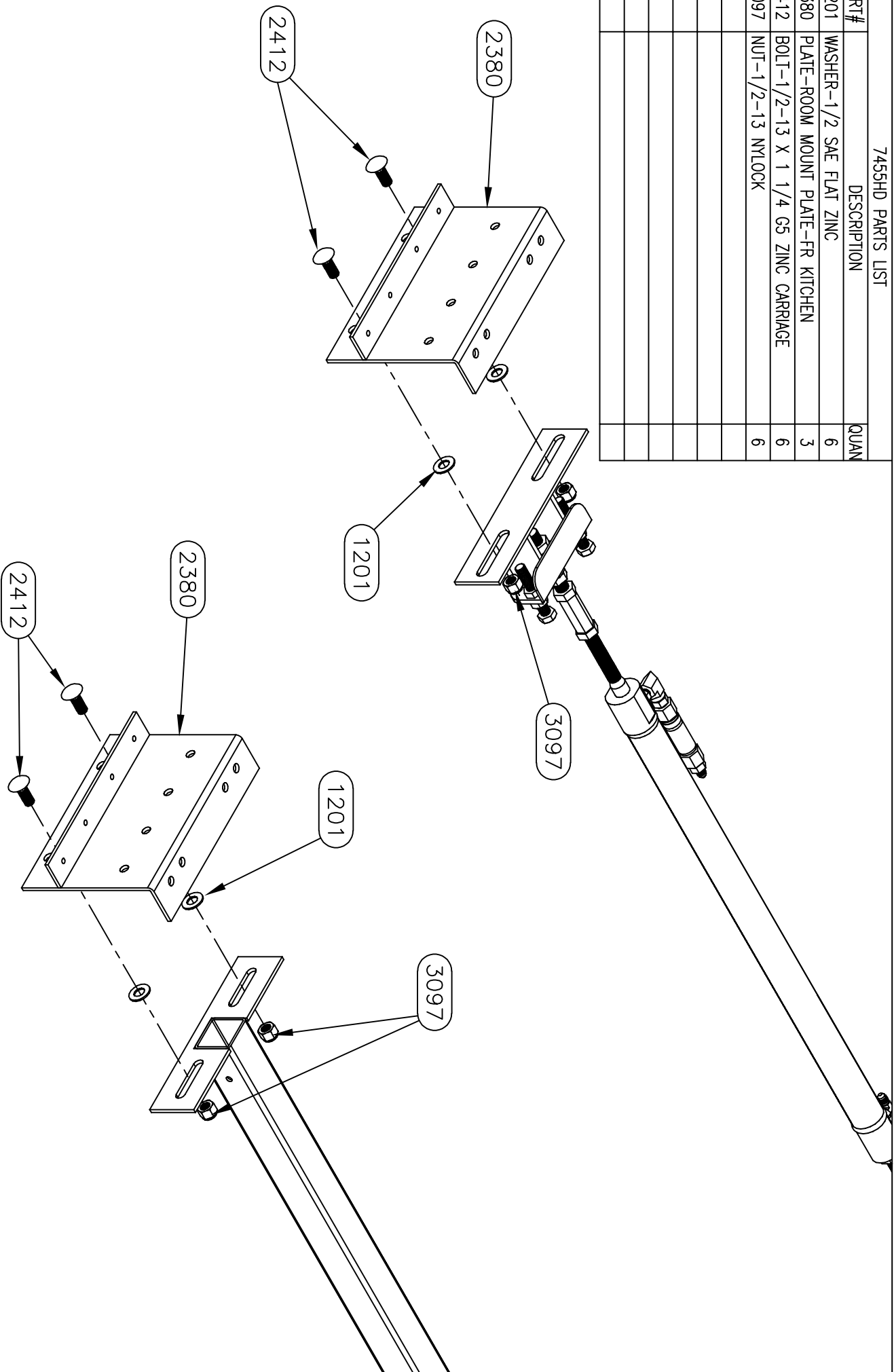
NOTICE - This drawing, including principles of design, is the property of Days Corporation, Elkhart, Indiana, with the agreement that it is not to be reproduced, copied, or loaned in any manner that may constitute a detriment directly or indirectly to Days Corporation. Acceptance of this will be construed as an agreement of the above.

UNLESS OTHERWISE SPECIFIED:
TOLERANCES:
.XXX ± 0.010
.XX ± 0.010
.X ± 0.030
ANG. ± 1/2°
REMOVE ALL BURRS AND SHARP EDGES .015 MAX

PART NAME: MAIN SLIDE-96" X 24" FR NOTCHED
PAGE: 2 OF 4
DWG NO.: P70236
REV:

7455HD PARTS LIST

PART#	DESCRIPTION	QUAN
1201	WASHER-1/2 SAE FLAT ZINC	6
2380	PLATE-ROOM MOUNT PLATE-FR KITCHEN	3
2412	BOLT-1/2-13 X 1 1/4 G5 ZINC CARRIAGE	6
3097	NUT-1/2-13 NYLOCK	6



Equalizer

55169 COUNTRY ROAD 3
ELKHART, IN 46515

#

REVISIONS

BY: DATE:

UNLESS OTHERWISE SPECIFIED:

TOLERANCES:

.XXX ± 0.010

.XX ± 0.010

.X ± 0.030

ANG. ± 1/2°

REMOVE ALL BURRS AND SHARP EDGES .015 MAX

TITLE MAIN SLIDE ASSEMBLY

USED ON: FOREST RIVER DIESEL

SIZE SCALE MATERIAL

A 1: 1

DRW BY: SU

DATE: 7/9/19

AP'D BY: DATE:

PART NAME: MAIN SLIDE-96" X 24" FR NOTCHED

PAGE: 3 OF 4

DWG NO.: P70236

REV: -

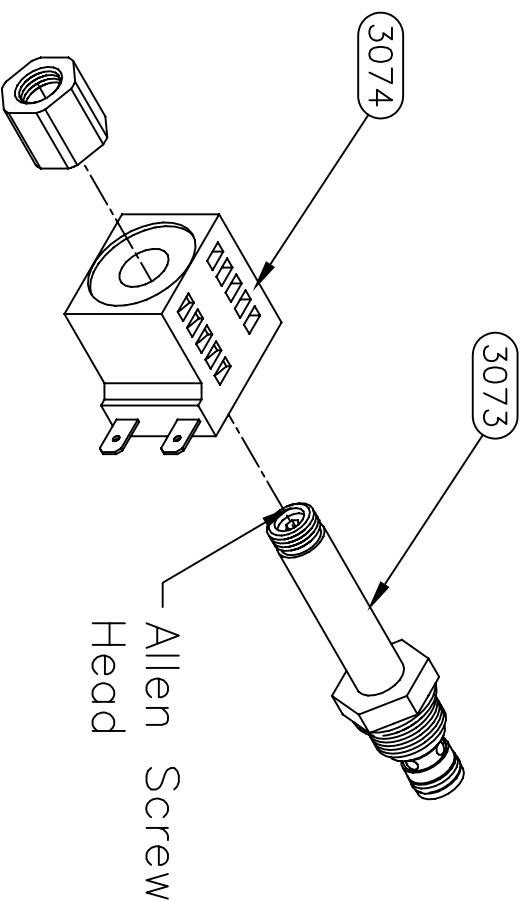
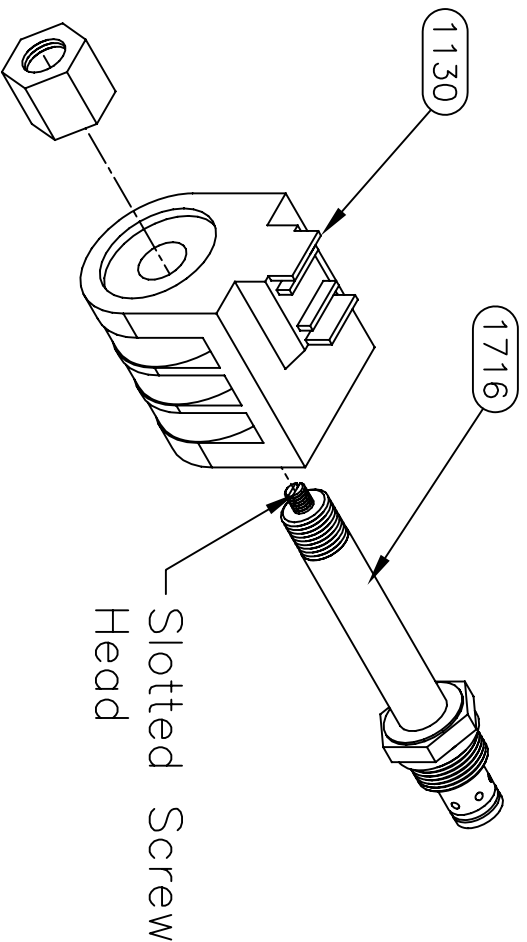
NOTICE - This drawing, including principles of design, is the property of Days Corporation, Elkhart, Indiana, with the agreement that it is not to be reproduced, copied, or loaned in any manner that may constitute a detriment directly or indirectly to Days Corporation. Acceptance of this will be construed as an agreement of the above.

PART #	DESCRIPTION	QUAN
--------	-------------	------

This technical drawing illustrates the assembly of a window frame. It shows a long, narrow frame component being attached to a support structure. The support structure includes a horizontal rail and a vertical post. The frame component is shown in two positions: one where it is being inserted into the support structure and another where it is fully seated. The drawing uses perspective to show the three-dimensional nature of the components and their assembly.

REVISIONS	BY:	DATE:	UNLESS OTHERWISE SPECIFIED: *FOR REVISIONS*	TITLE	USED ON:
				MAIN SLIDE ASSEMBLY	FOREST RIVER DIESEL

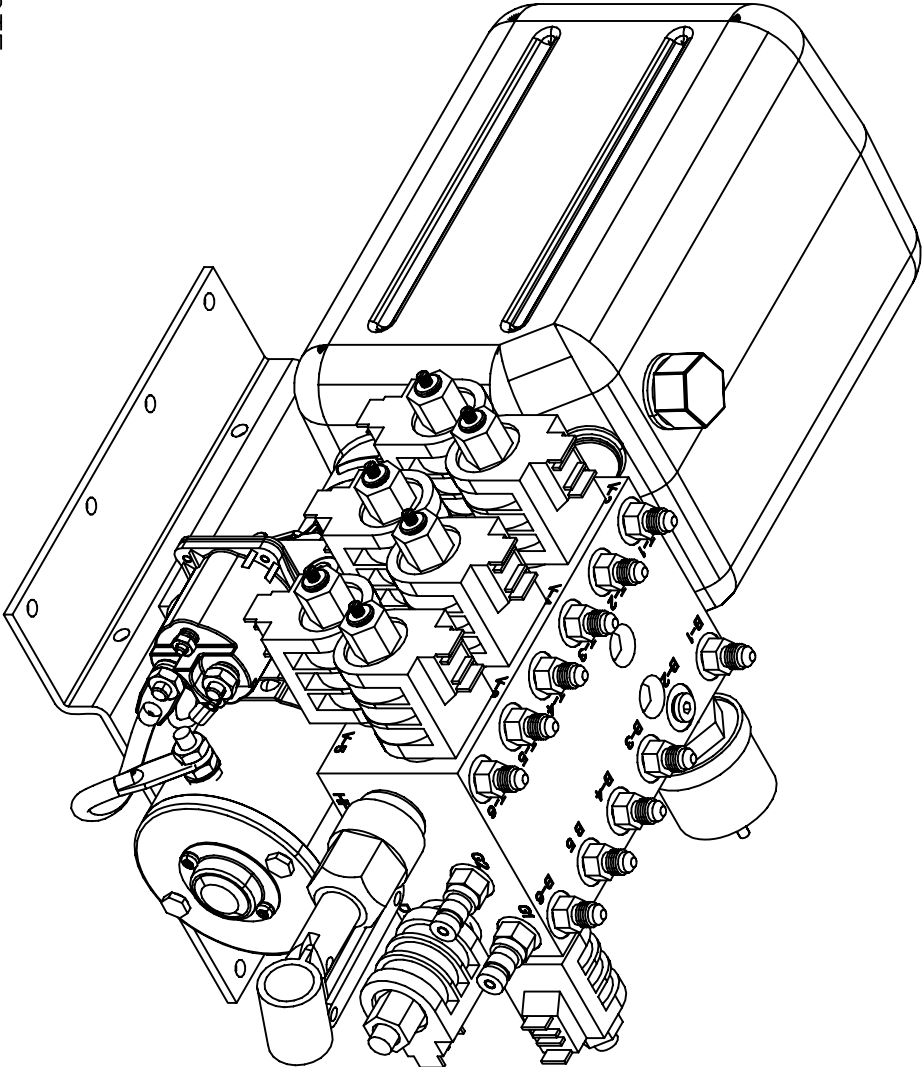
XXXX ± 0.010	A	1:	1	_____	_____	_____	_____
.XX ± 0.010	DRW BY:	DATE:			PART NAME:		
X ± 0.030	SJ	4/16/20			SLIDE ASSEMBLY-24" NT 5 ARM-FR		
ANG. ± 1/2°	AP'D BY:	DATE:			PAGE:	DWG NO.:	REV:
REMOVE ALL BURRS AND	—				1 OF 2	P70279	—
SHARP EDGES .015 MAX	—						



Note:
In June of 2011, the 1716 and 1745 valves along with corresponding coils 1130 and 1746 were obsoleted. Both of these valves are replaced with the new 3073 valves and 3074 coils. If you need to order a replacement for 1716 or 1745 you will need to purchase both the 3073 valve and 3074 coil.

Equalizer 55169 COUNTRY ROAD 3 ELKHART, IN 46515		#	REVISIONS		BY:	DATE:	UNLESS OTHERWISE SPECIFIED:		TITLE	USED ON:	
NOTICE - This drawing, including principles of design, is the property of Days Corporation, Elkhart, Indiana, with the agreement that it is not to be reproduced, copied, or loaned in any manner that may constitute a detriment directly or indirectly to Days Corporation. Acceptance of this will be construed as an agreement of the above.							TOLERANCES:		VALVE REPLACEMENT	FOREST RIVER	
							.XXX ± 0.010		SIZE SCALE MATERIAL	NOTED	
							.XX ± 0.010		A 1: 1 A S		
							.X ± 0.030		DRW BY: DATE:	PART NAME:	
							ANG. ± 1/2"		SU 6/10/11	1716 AND 1745 VALVE REPLACEMENT	
							REMOVE ALL BURRS AND SHARP EDGES .015 MAX		AP'D BY DATE:	PAGE: 1 OF 1	
										DWG NO.: 1716	
										REV: 1	

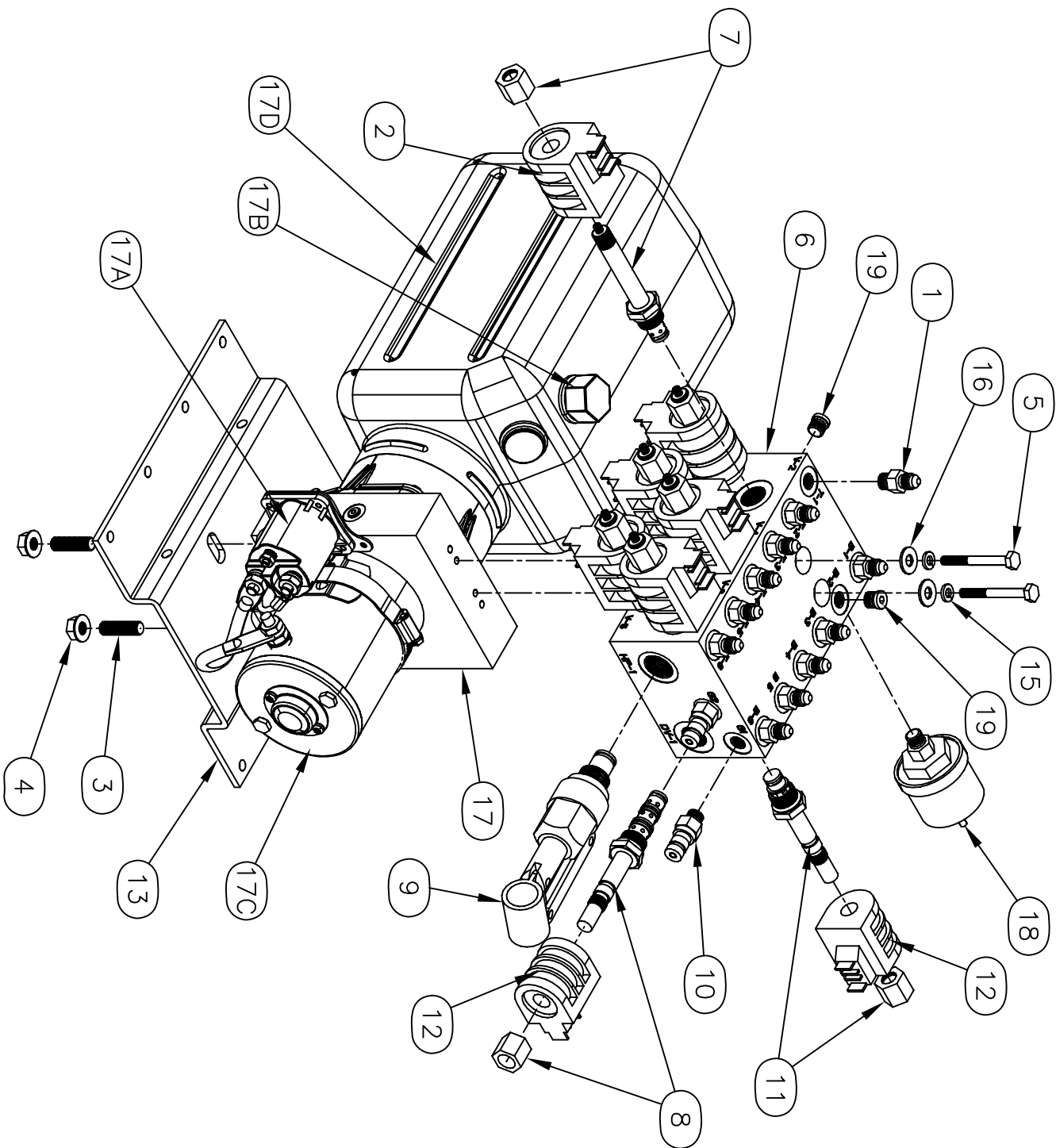
PARTS LIST		
ITEM	PART#	DESCRIPTION
QUAN		
1	1122	FITTING-#4 OR MALE X #4 JIC
2	1130	COIL-DDS12
3	1187	SCREW-3/8-16 X 1 1/4 CUP PT SSS
4	1278	NUT-3/8 FLANGE
5	1440	BOLT-1/4-20 X 3 HCS #8
6	1714	MANIFOLD-6 FUNCTION
7	1716	VALVE-CARTRIDGE M/O
8	1717	VALVE-DIRECTIONAL VALVE #6 MANUAL OVERRIDE
9	1720	VALVE-HAND PUMP #10 CAVITY
10	1735	FITTING-DF04-1/4 DIAG. TIP
11	1745	VALVE-#8 2 WAY M/O
12	1746	COIL-#6 10V
13	1756	BRACKET-PUMP MOUNT MH
14	1776	HANDLE-FOR HAND PUMP
15	1898DD	WASHER-1/4 LOCK
16	1938DD	WASHER-1/4 FLAT
17	2015	PUMP-MTE 3.7
17A	1444	SOLENOID-HD PLTD
17B	2007	CAP-MTE BREATHER
17C	2427	MOTOR-MTE 3.7
17D	2428	RESERVOIR-MTE 6QT.-2015
18	2047	SWITCH-PRESSURE SWITCH 1200 PSI
19	2128	PLUG-#4 SOCKET HEAD O-RING
20	6507	HARNESS, PUMP HARNESS 6 FUNCTION-1180
21	6536	HARNESS, PRESSURE SWITCH PIGTAIL
22	6572	HARNESS, 10" POWER AND GROUND FEED
23	6650	HARNESS, 6 FUNC PUMP GROUND LEAD



NOTE:
PARTS 17A-17D ARE INCLUDED
IN PART 17 AS AN ASSEMBLY
PARTS 14, 20, 21, 22 & 23
ARE NOT SHOWN

**Warranty authorization must come directly
from Equalizer Systems. (800) 846-9659.**

<i>Equalizer</i>		55169 COUNTRY ROAD 3 ELKHART, IN 46515		#	REVISIONS		BY:	DATE:	UNLESS OTHERWISE SPECIFIED: TOLERANCES: .XXX ± 0.010 .XX ± 0.010 .X ± 0.030 ANG. ± 1/2" REMOVE ALL BURRS AND SHARP EDGES .015 MAX		TITLE 6 FUNCTION PUMP ASSEMBLY	USED ON: FOREST RIVER	
NOTICE - This drawing, including principles of design, is the property of Days Corporation, Elkhart, Indiana, with the agreement that it is not to be reproduced, copied, or loaned in any manner that may constitute a detriment directly or indirectly to Days Corporation. Acceptance of this will be construed as an agreement of the above.											SIZE SCALE MATERIAL A 1: 1 AS	NOTED	
											DRW BY: DATE: SU 2/16/09	PART NAME: PUMP & MAIN 6 FUNC MO PS-FR	
											AP'D BY DATE:	PAGE: 1 OF 2	
												DWG NO.: P7330	
												REV: -	

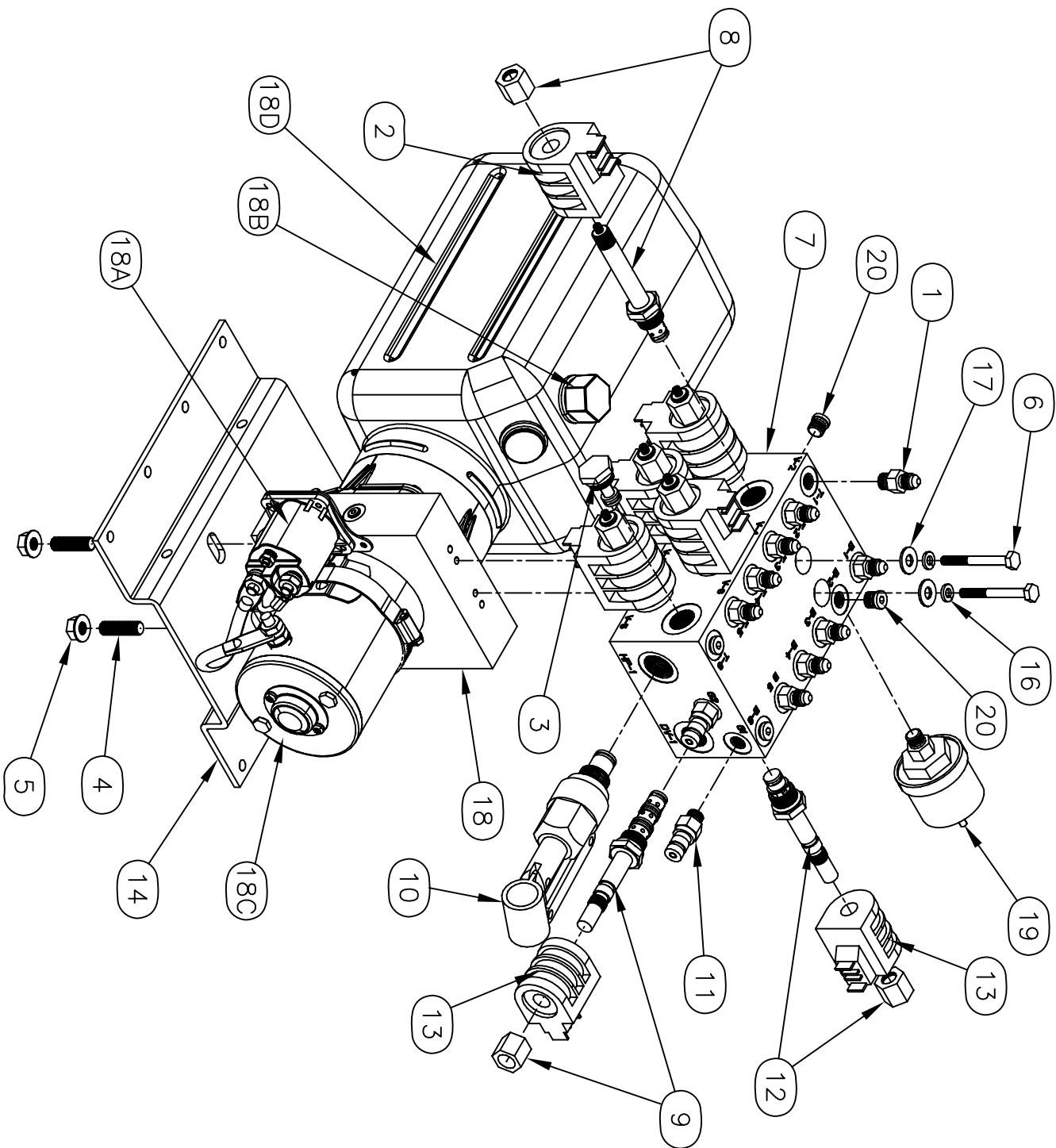


Equalizer

55169 COUNTRY ROAD 3
ELKHART, IN 46515

NOTICE - This drawing, including principles of design, is the property of Days Corporation, Elkhart, Indiana, with the agreement that it is not to be reproduced, copied, or loaned in any manner that may constitute a detriment directly or indirectly to Days Corporation. Acceptance of this will be construed as an agreement of the above.

#	REVISIONS	BY:	DATE:	TITLE	USED ON:
				6 FUNCTION PUMP ASSEMBLY	FOREST RIVER
				UNLESS OTHERWISE SPECIFIED:	
				TOLERANCES:	
				.XXX ± 0.010	
				.XX ± 0.010	
				.X ± 0.030	
				ANG. ± 1/2°	
				REMOVE ALL BURRS AND SHARP EDGES .015 MAX	
				SIZE SCALE MATERIAL	NOTED
				A 1:1 AS	
				DRW BY: DATE:	PART NAME:
				SU 2/16/09	PUMP & MAIN 6 FUNC MO PS-FR
				AP'D BY DATE:	PAGE: 2 OF 2
					DWG NO.: P7330
					REV: -



Equalizer

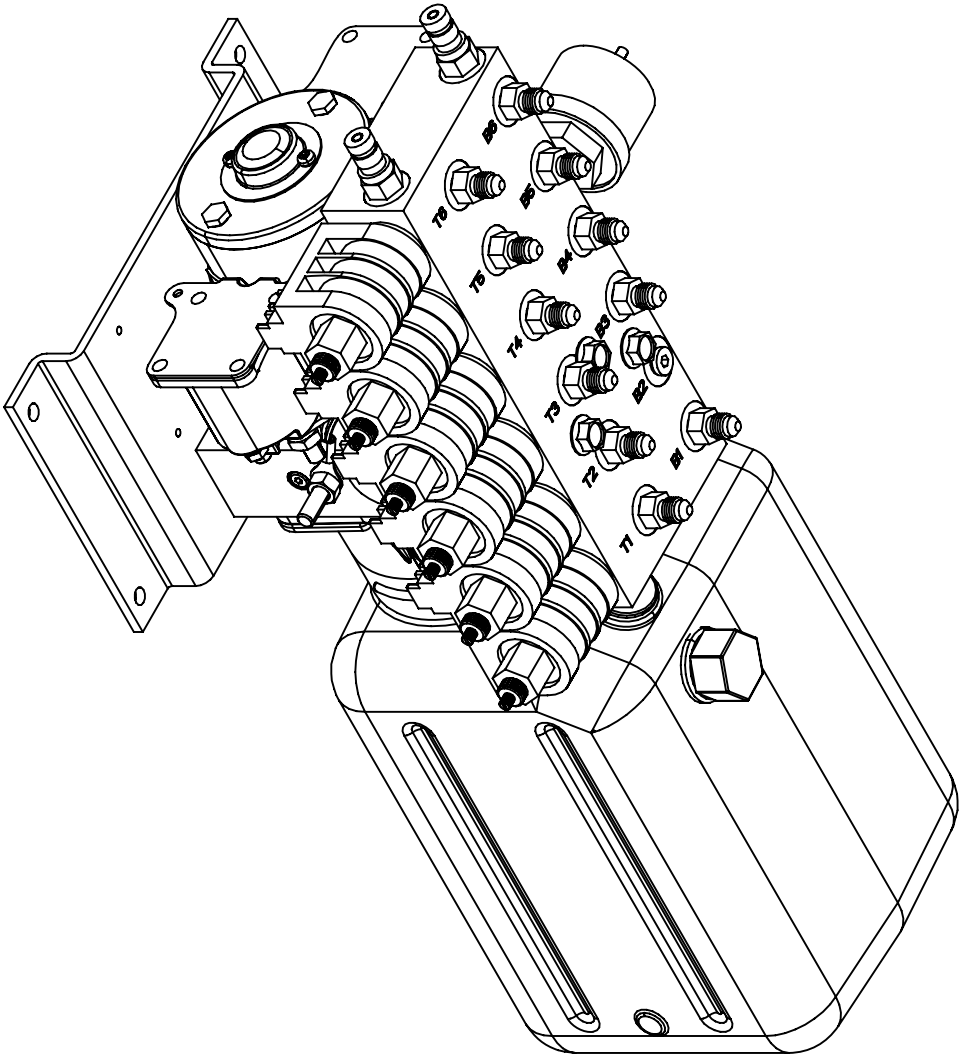
55169 COUNTRY ROAD 3
ELKHART, IN 46515

NOTICE - This drawing, including principles of design, is the property of Days Corporation, Elkhart, Indiana, with the agreement that it is not to be reproduced, copied, or loaned in any manner that may constitute a detriment directly or indirectly to Days Corporation. Acceptance of this will be construed as an agreement of the above.

#	REVISIONS	BY:	DATE:	TITLE	USED ON:
				5 FUNCTION PUMP ASSEMBLY	FOREST RIVER
				UNLESS OTHERWISE SPECIFIED:	
				TOLERANCES:	
				.XXX ± 0.010	
				.XX ± 0.010	
				.X ± 0.030	
				ANG. ± 1/2°	
				REMOVE ALL BURRS AND SHARP EDGES .015 MAX	
				SIZE SCALE MATERIAL	NOTED
				A 1:1 AS	
				DRW BY: DATE:	PART NAME:
				SU 2/16/09	PUMP & MANI 5 FUNC MO PS-FR
				AP'D BY DATE:	PAGE: 2 OF 2
					DWG NO.: P7380
					REV: -

PARTS LIST

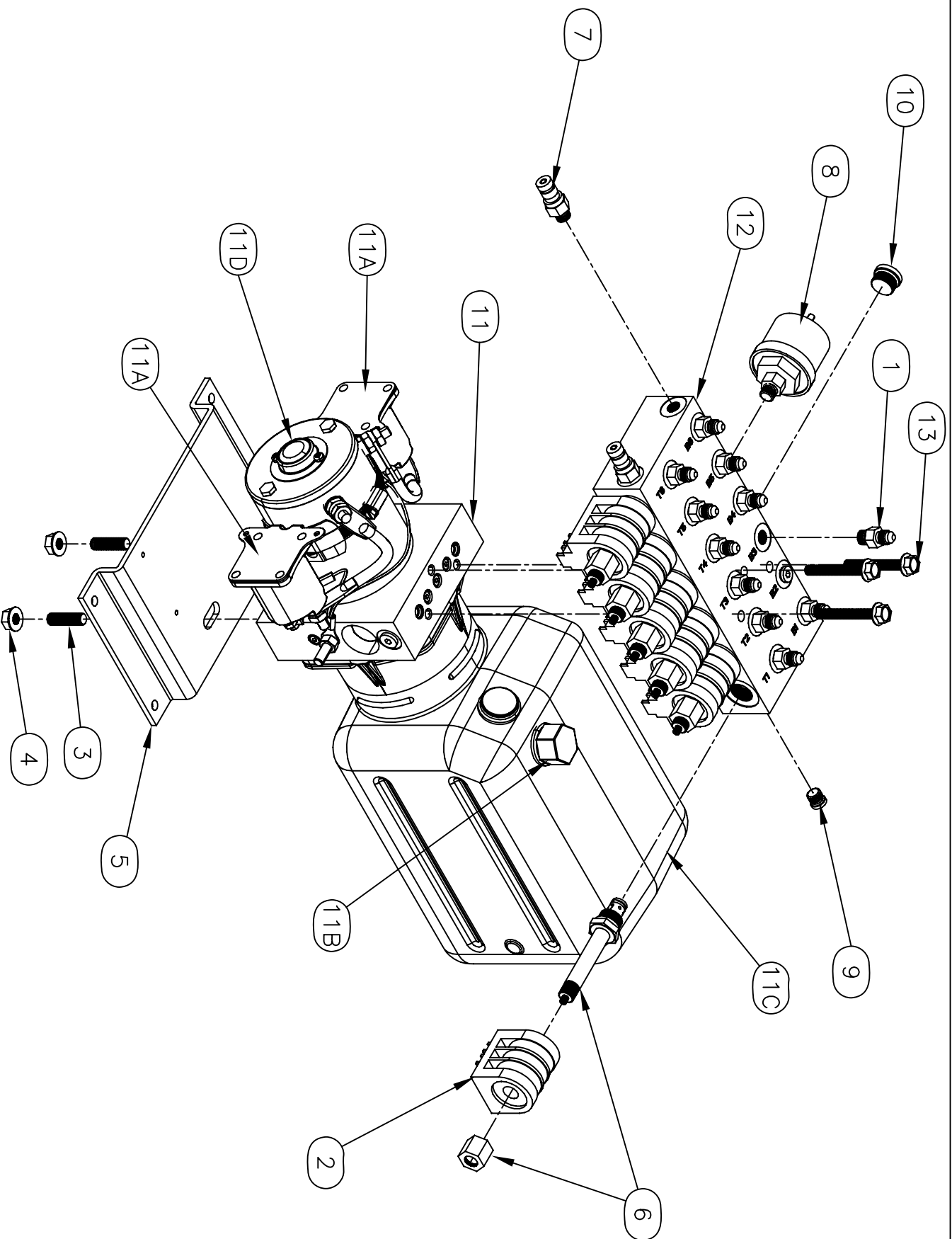
ITEM	PART#	DESCRIPTION	QUAN
1	1122	FITTING-#4 OR MALE X #4 JIC	11
2	1130	COIL-DDS12	6
3	1187	SCREW-3/8-16 X 1 1/4 CUP PT SSS	2
4	1278	NUT-3/8 FLANGE	2
5	1395	PLATE-PUMP MOUNT-CQ	1
6	1716	VALVE-CARTRIDGE M/O	6
7	1735	FITTING-DF04-1/4 DIAG. TIP	2
8	2047	SWITCH-PRESSURE SWITCH 1200 PSI	1
9	2128	PLUG-#4 SOCKET HEAD O-RING	3
10	2417	PLUG-SOCKET HEAD #8 O-RING	1
11	2532	PUMP-BIROTATE MTE 6 QT.	1
11A	1444	SOLENOID-HD PLTD	2
11B	2007	CAP-MTE BREATHER	1
11C	2428	RESERVOIR-MTE 6QT.-2015	1
11D	2605	MOTOR-MTE BIROT	1
12	2742	MANIFOLD-BIROT 6 FUNC. COMPACT	1
13	2747	SCREW-5/16-18 X 2 1/4 FLANGE	3
14	6572	HARNESS, 10" POWER AND GROUND FEED	1
15	6650BR	HARNESS, 6 FUNC PUMP GROUND LEAD BIROT	1
16	6781BR	HARNESS, PUMP 6 FUNCTION GS	1
17			
18			
19			
20			
21			
22			
23			
24			



NOTE:
PARTS 11A-11D ARE INCLUDED
IN PART 11 AS AN ASSEMBLY
PARTS 14, 15, & 16 ARE NOT
SHOWN

**Warranty authorization must come directly
from Equalizer Systems. (800) 846-9659.**

55169 COUNTRY ROAD 3 ELKHART, IN 46515		#	REVISIONS		BY:	DATE:	UNLESS OTHERWISE SPECIFIED:		TITLE	USED ON:	
<i>Equalizer</i>		A	Changed to compact manifold		SJ	8/11/10	TOLERANCES: .XXX ± 0.010 .XX ± 0.020 .X ± 0.030 ANG. ± 1/2" REMOVE ALL BURRS AND SHARP EDGES .015 MAX		6 FUNC. BIROT. PUMP ASSEMBLY	FOREST RIVER	
NOTICE - This drawing, including principles of design, is the property of Days Corporation, Elkhart, Indiana, with the agreement that it is not to be reproduced, copied, or loaned in any manner that may constitute a detriment directly or indirectly to Days Corporation. Acceptance of this will be construed as an agreement of the above.							SIZE SCALE MATERIAL		A 1:1 AS	NOTED	
							DRW BY: DATE:		SJ 2/17/09	PART NAME:	
							AP'D BY DATE:		-	PUMP & MAN 6 FUNC BIROT MAN PS-FR	
							PAGE: 1 OF 3			DWG NO.: P7604	
										REV: A	



Equalizer

55169 COUNTY ROAD 3
ELKHART, IN 46515

#	Δ
---	---

REVISIONS

Changed to compact manifold

BY:	DATE:
S/	8/11/10

UNLESS OTHERWISE SPECIFIED:

TITLE
6 FUNC. BIROT. PUMP ASSEMBLY

USED ON:
FOREST RIVER

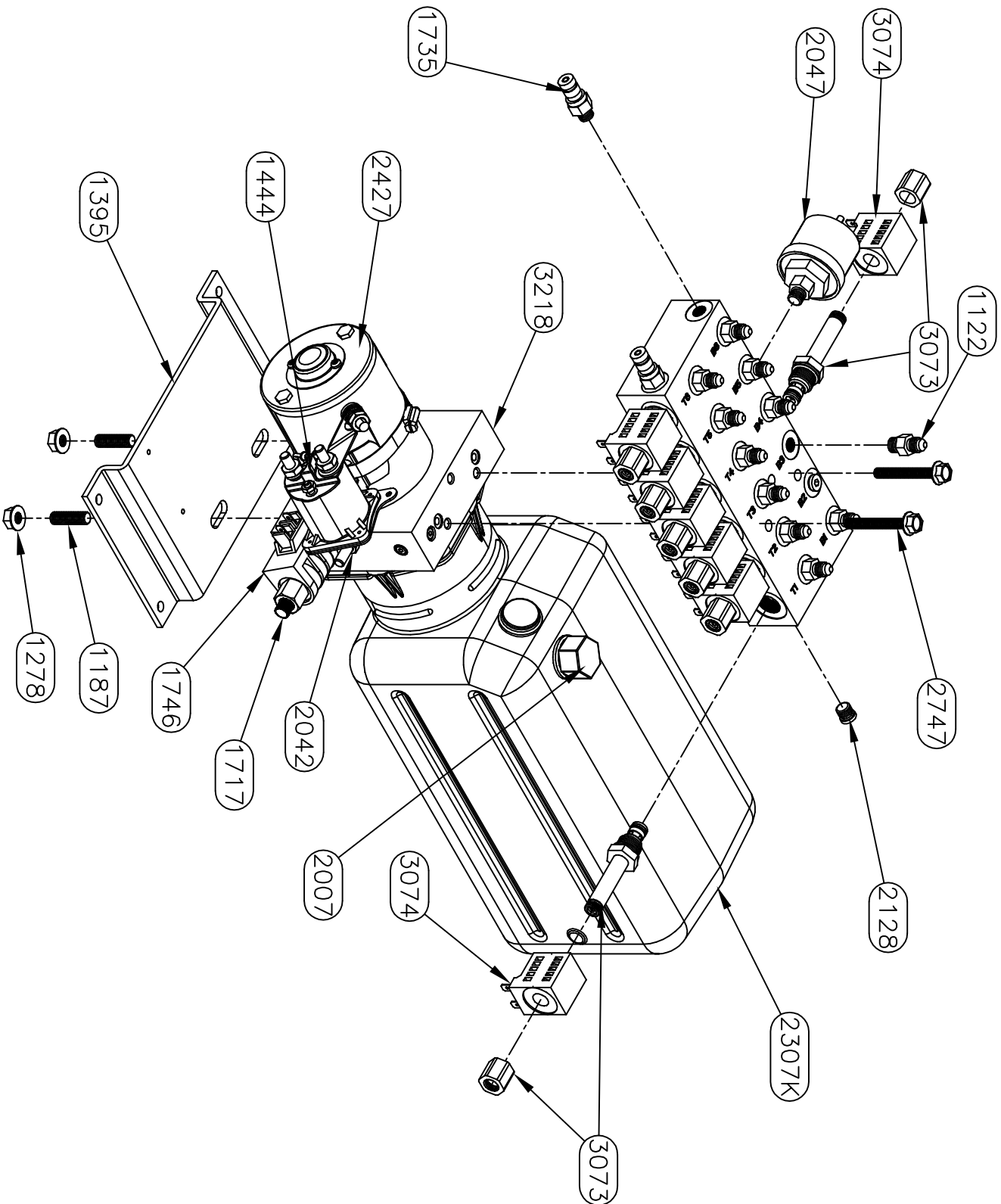
NOTICE – This drawing, including principles of design, is the property of Dugs Corporation, Elkhart, Indiana, with the agreement that it is not to be reproduced, copied, or loaned in any manner that may constitute a detriment directly or indirectly to Dugs Corporation. Acceptance of this will be construed as an agreement of the above.

--	--	--	--	--

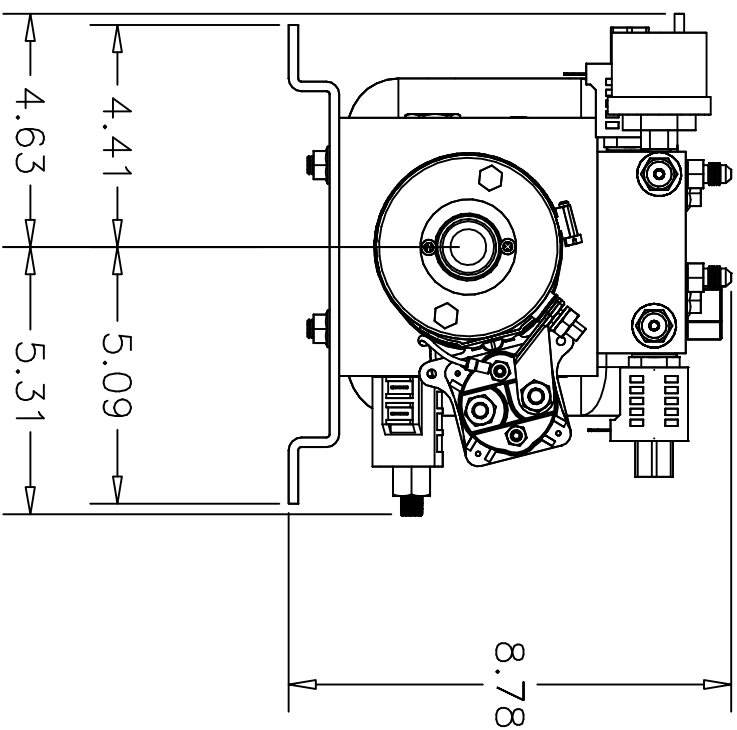
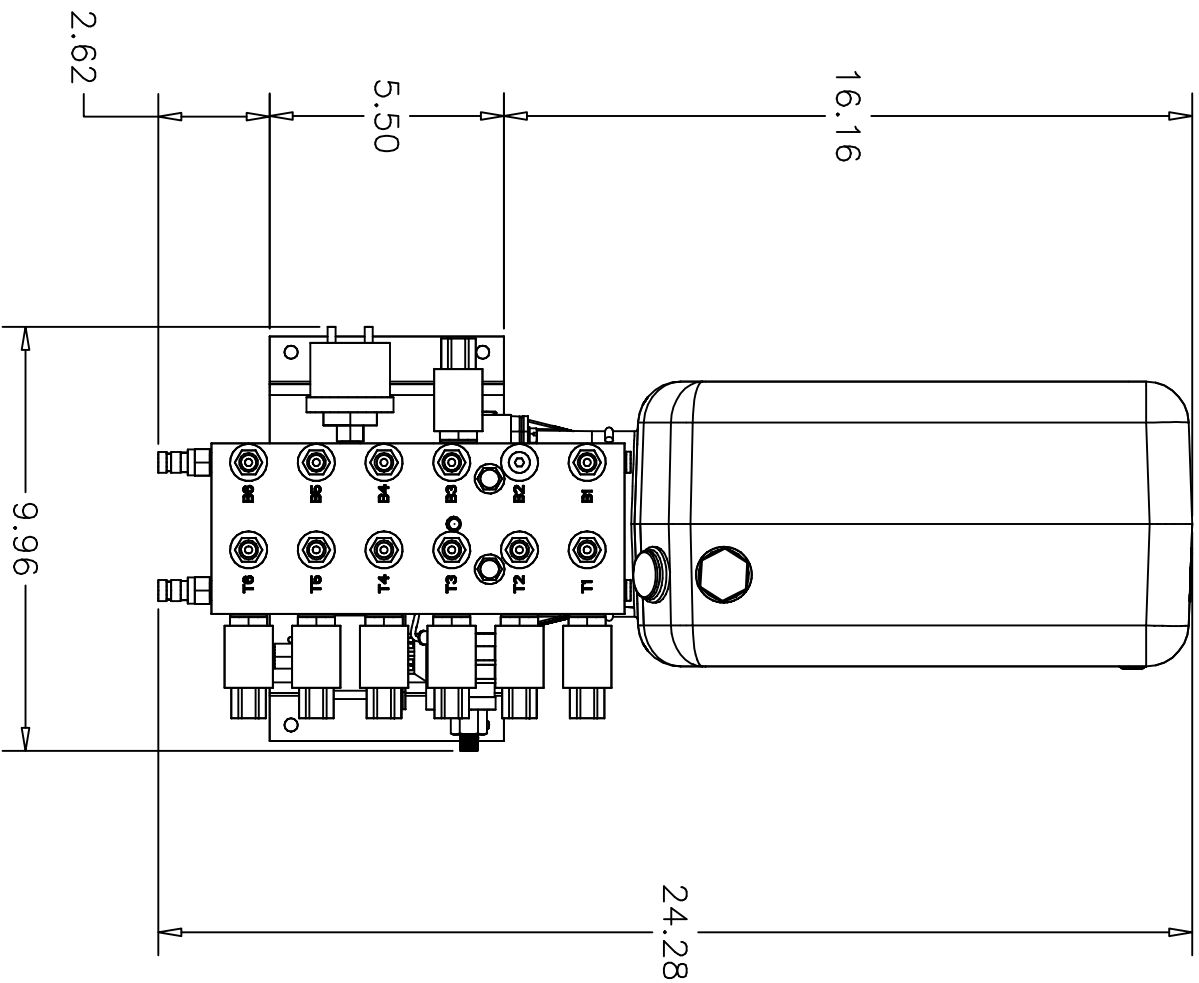
ANG. $\pm 1/2^\circ$
 .X ± 0.030
 .XX ± 0.010
 .XXX ± 0.010

A	1	1	AS	N
DRW BY:		DATE:		PA
SJ		2/17/09		PU
APP'D BY		DATE:		PA
—		—		2

OTED
T NAME:
P & MAN 6 FUNC BIROT MAN PS-1
DWG NO.: P7604
OF 3

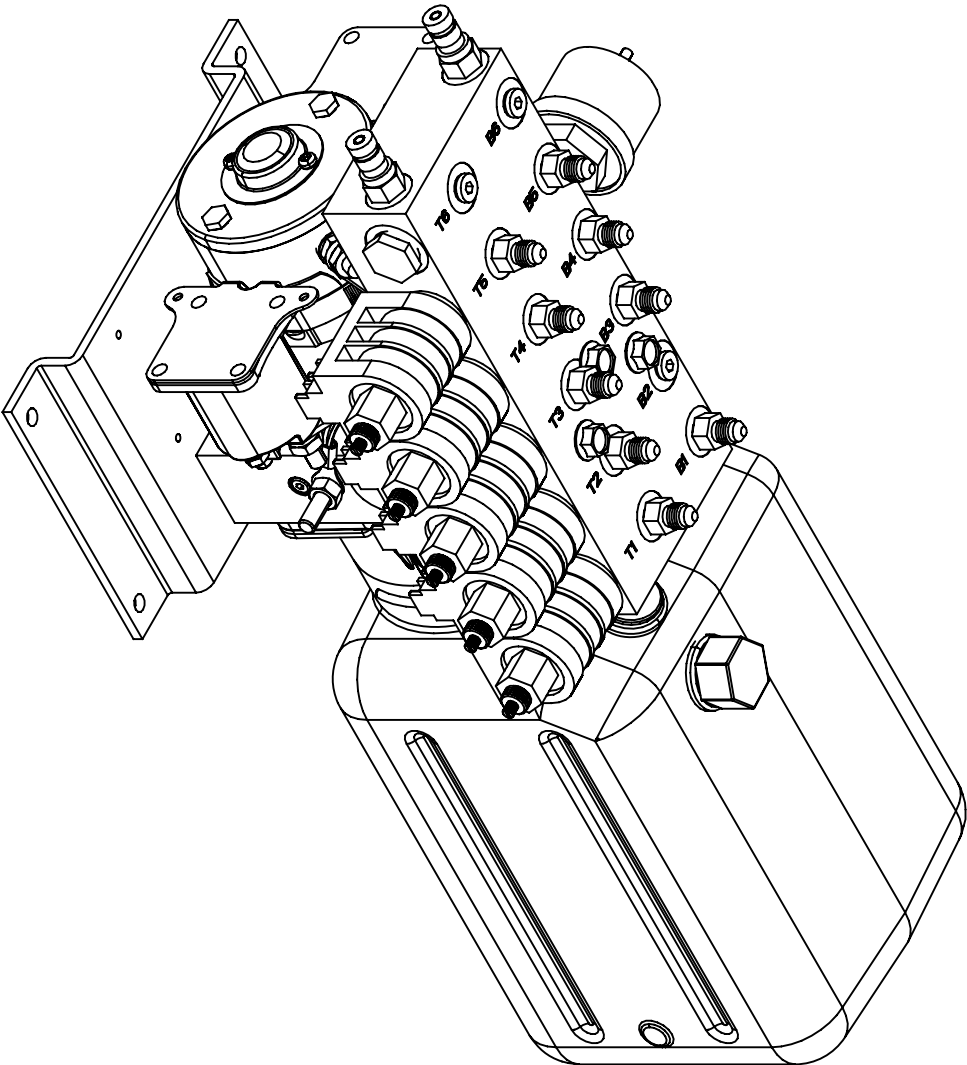


Equalizer		55169 COUNTRY ROAD 3 ELKHART, IN 46515		#		REVISIONS		BY: DATE:		UNLESS OTHERWISE SPECIFIED:		TITLE		USED ON:	
NOTICE - This drawing, including principles of design, is the property of Dye's Corporation, Elkhart, Indiana, with the agreement that it is not to be reproduced, copied, or loaned in any manner that may constitute a detriment directly or indirectly to Dye's Corporation. Acceptance of this will be construed as an agreement of the above.										TOLERANCES:		6 FUNC. PUMP ASSEMBLY		FOREST RIVER	
										XXX ± 0.010		SIZE SCALE MATERIAL		NOTED	
										XX ± 0.010		A 1:1 AS			
										X ± 0.030		SU			
										ANG. ± 1/2"		DATE: 3/12/15		PART NAME: PUMP & MAN 6 FUNC UNI MAN PS-FR	
										REMOVE ALL BURRS AND SHARP EDGES .015 MAX		AP'D BY: DATE:		PAGE: 2 OF 3	
														DWG NO.: P7604A	
														REV: -	



<i>Equalizer</i>			55169 COUNTY ROAD 3 ELKHART, IN 46515		#	REVISIONS		BY:	DATE:	UNLESS OTHERWISE SPECIFIED: TOLERANCES: .XXX ± 0.010 .XX ± 0.010 .X ± 0.030 ANG. ± 1/2° REMOVE ALL BURRS AND SHARP EDGES .015 MAX				TITLE 6 FUNC. PUMP ASSEMBLY		USED ON: FOREST RIVER	
NOTICE - This drawing, including principles of design, is the property of Doye Corporation, Elkhart, Indiana, with the agreement that it is not to be reproduced, copied, or loaned in any manner that may constitute a detriment directly or indirectly to Doye Corporation. Acceptance of this will be construed as an agreement of the above.														SIZE SCALE MATERIAL A 1:1 AS		NOTED	
														DRW BY: SU		DATE: 3/12/15	
														PART NAME: PUMP & MAN 6 FUNC UNI MAN PS-FR		PAGE: 3 OF 3	
														DWG NO.: P7604A		REV: -	

PARTS LIST			
ITEM	PART#	DESCRIPTION	QUAN
1	1122	FITTING-#4 OR MALE X #4 JIC	9
2	1130	COIL-DDS12	5
3	1137	PLUG-CAVITY	1
4	1187	SCREW-3/8-16 X 1 1/4 CUP PT SSS	2
5	1278	NUT-3/8 FLANGE	2
6	1395	PLATE-PUMP MOUNT-CQ	1
7	1716	VALVE-CARTRIDGE M/O	5
8	1735	FITTING-DF04-1/4 DIAG. TIP	2
9	2047	SWITCH-PRESSURE SWITCH 1200 PSI	1
10	2128	PLUG-#4 SOCKET HEAD O-RING	5
11	2417	PLUG-SOCKET HEAD #8 O-RING	1
12	2532	PUMP-BIROTATE MTE 6 QT.	1
12A	1444	SOLENOID-HD PLTD	2
12B	2007	CAP-MTE BREATHER	1
12C	2428	RESERVOIR-MTE 6QT.-2015	1
12D	2605	MOTOR-MTE BIROT	1
13	2742	MANIFOLD-BIROT 6 FUNC. COMPACT	1
14	2747	SCREW-5/16-18 X 2 1/4 FLANGE	3
15	6572	HARNESS, 10" POWER AND GROUND FEED	1
16	6649BR	HARNESS, 5 FUNC PUMP GROUND LEAD BIROT	1
17	6781BR	HARNESS, PUMP 6 FUNCTION GS	1
18			
19			
20			
21			
22			
23			
24			

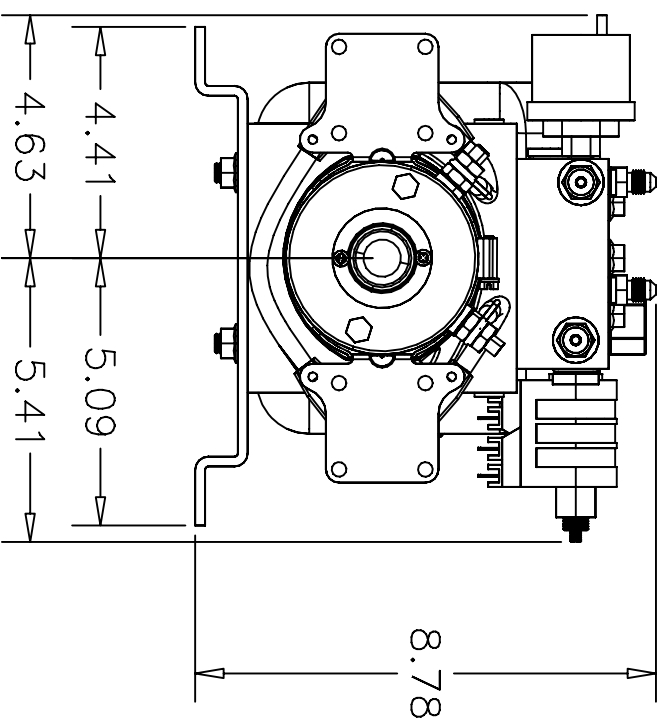
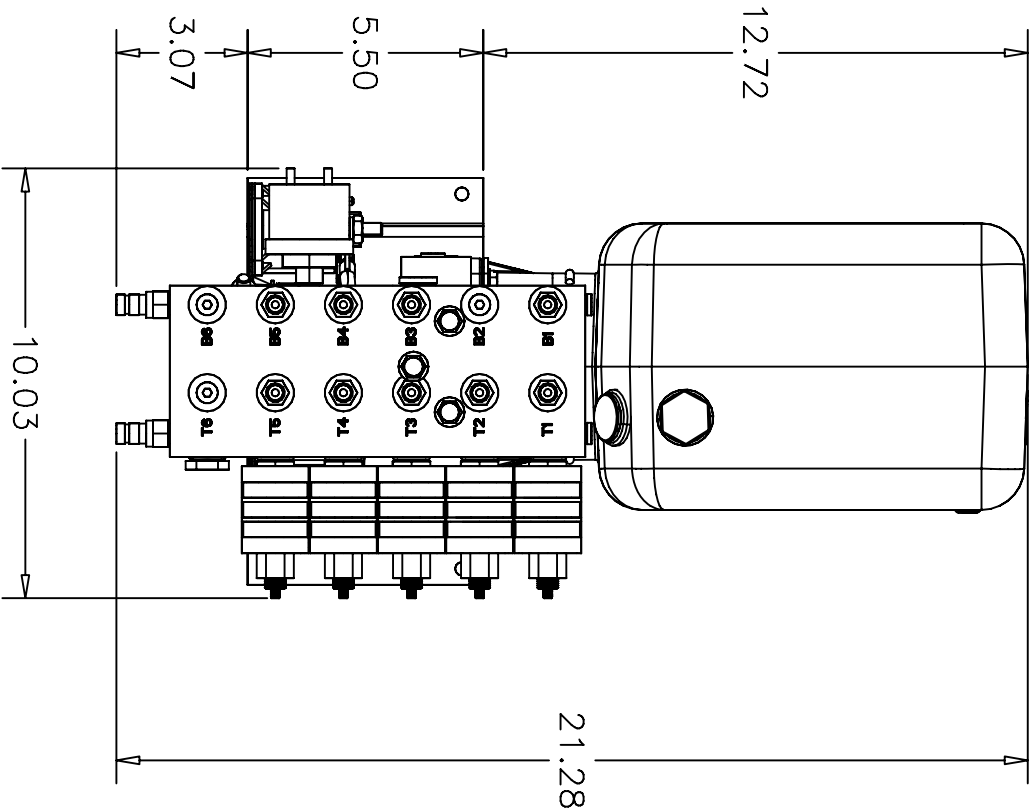


NOTE:
PARTS 12A-12D ARE INCLUDED
IN PART 12 AS AN ASSEMBLY
PARTS 15, 16, & 17 ARE NOT
SHOWN

**Warranty authorization must come directly
from Equalizer Systems. (800) 846-9659.**

55169 COUNTRY ROAD 3 ELKHART, IN 46515		REVISIONS		BY:	DATE:	UNLESS OTHERWISE SPECIFIED:		TITLE	USED ON:	
<i>Equalizer</i>		#		BY:	DATE:	TOLERANCES:		5 FUNC. BIROT. PUMP ASSEMBLY	FOREST RIVER	
ELKHART, IN 46515		A		SJ	8/11/10	XXX ± 0.010		SIZE SCALE	MATERIAL	
						XX ± 0.010		A	1	
						X ± 0.030		DRW BY:	DATE:	
						ANG. ± 1/2"		SJ	2/17/09	
						REMOVE ALL BURRS AND SHARP EDGES .015 MAX		AP'D BY	DATE:	
								—	—	
									PART NAME:	
									PUMP & MAN 5 FUNC BIROT MAN PS-FR	
									PAGE:	
									1 OF 3	
									DWG NO.: P7611	
									REV:	
									A	

NOTICE – This drawing, including principles of design, is the property of Days Corporation, Elkhart, Indiana, with the agreement that it is not to be reproduced, copied, or loaned in any manner that may constitute a detriment directly or indirectly to Days Corporation. Acceptance of this will be construed as an agreement of the above.



Equalizer

55169 COUNTY ROAD 3
ELKHART, IN 46515

#

A

REVISIONS

Changed to compact manifold

BY: DATE:

SJ 8/11/10

UNLESS OTHERWISE SPECIFIED:

TOLERANCES:

.XXX ± 0.010

.XX ± 0.010

.X ± 0.030

ANG. ± 1/2°

REMOVE ALL BURRS AND SHARP EDGES .015 MAX

TITLE

5 FUNC. BIROT. PUMP ASSEMBLY

USED ON:

FOREST RIVER

SIZE SCALE MATERIAL

A 1:1 AS

NOTED

PART NAME:

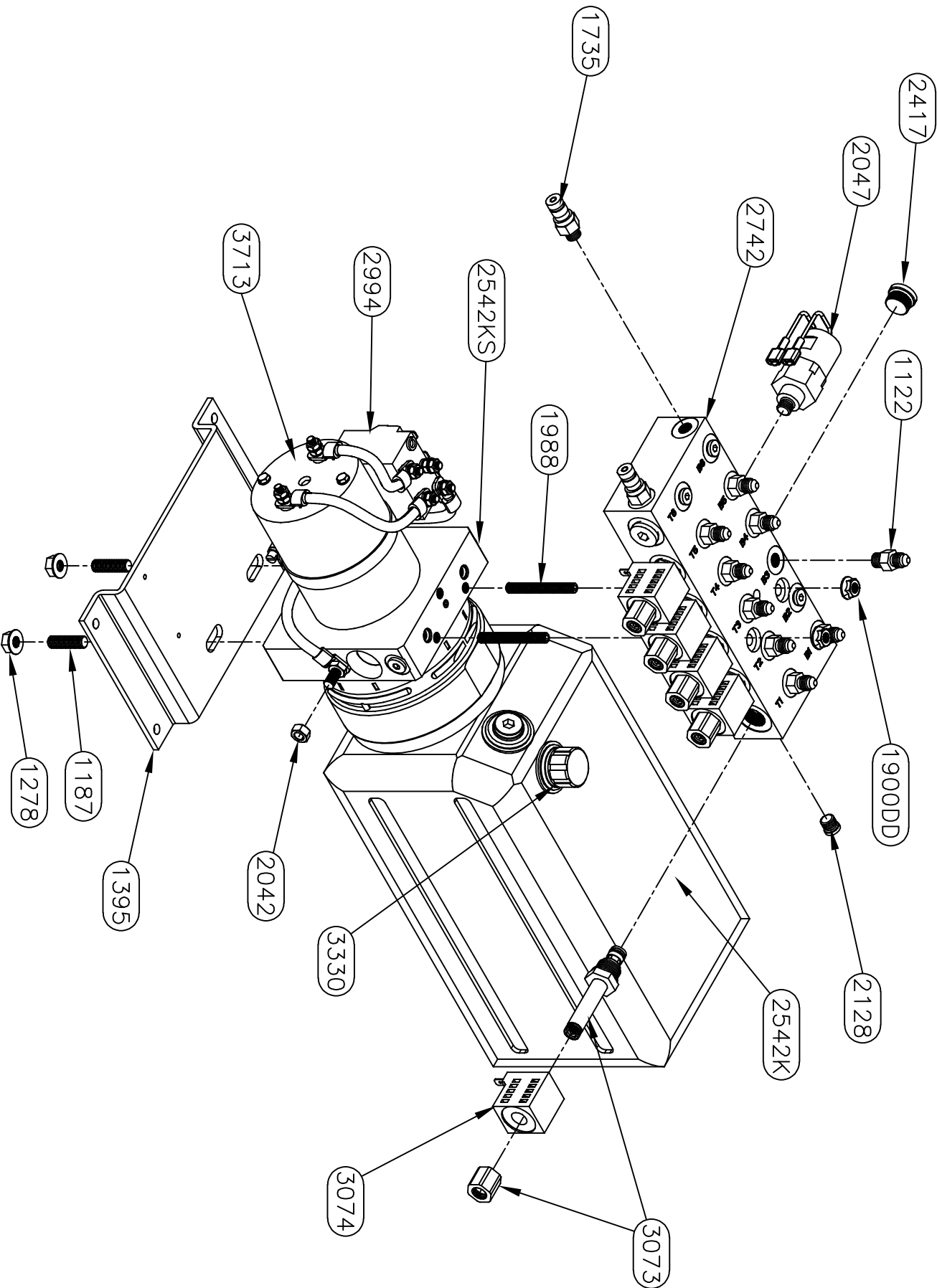
PUMP & MAN 5 FUNC BIROT MAN PS-FR

PAGE: 3 OF 3

DWG. NO.: P7611

REV: A

NOTICE - This drawing, including principles of design, is the property of Days Corporation, Elkhart, Indiana, with the agreement that it is not to be reproduced, copied, or loaned in any manner that may constitute a detriment directly or indirectly to Days Corporation. Acceptance of this will be construed as an agreement of the above.



Equalizer

55169 COUNTRY ROAD 3
ELKHART, IN 46515

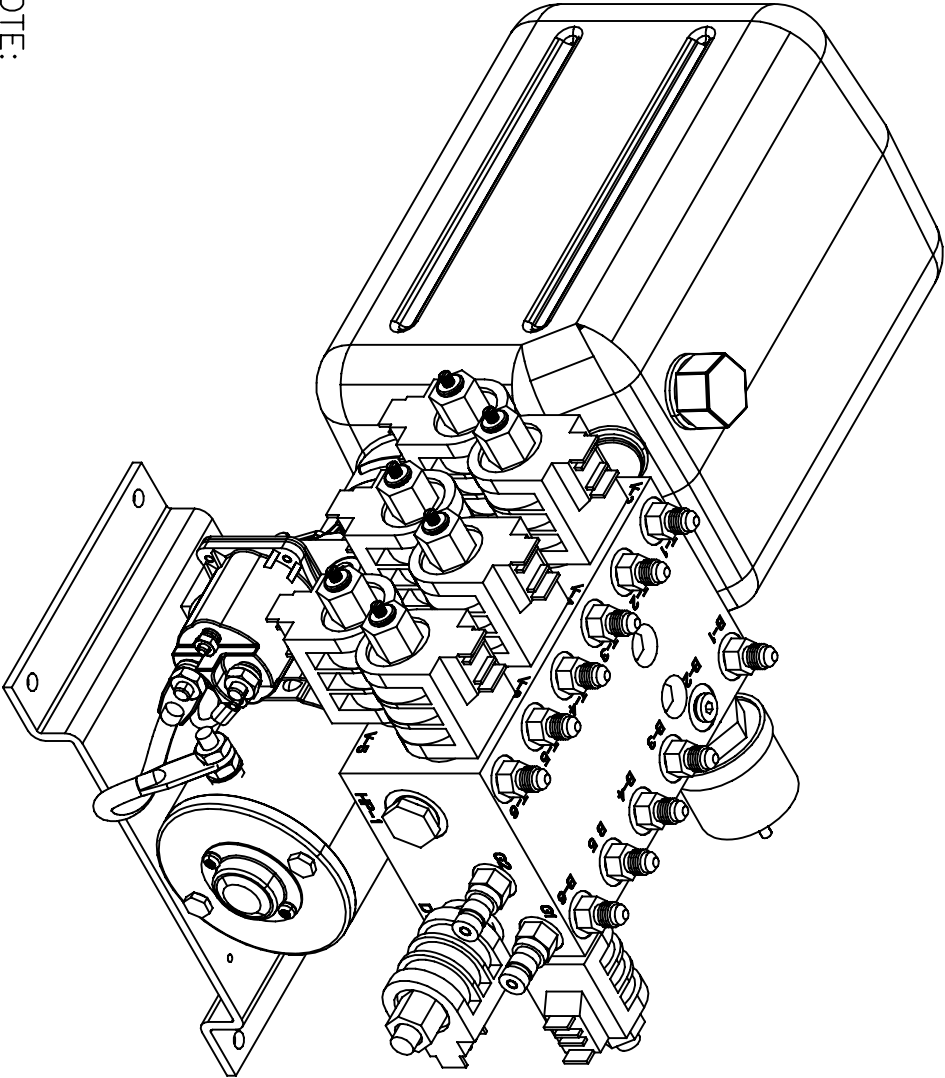
NOTICE - This drawing, including principles of design, is the property of Dye Corporation, Elkhart, Indiana, with the agreement that it is not to be reproduced, copied, or loaned in any manner that may constitute a detriment directly or indirectly to Dye Corporation. Acceptance of this will be construed as an agreement of the above.

#	REVISIONS	BY:	DATE:

UNLESS OTHERWISE SPECIFIED:
TOLERANCES:
XXX ± 0.010
XX ± 0.010
X ± 0.030
ANG. ± 1/2°
REMOVE ALL BURRS AND SHARP EDGES .015 MAX

TITLE	USED ON:
5 FUNC. BIROT. PUMP ASSEMBLY	FOREST RIVER
SIZE SCALE MATERIAL	
A 1:1 AS	
DRW BY: DATE:	PART NAME:
SU 10/31/18	PUMP & MAIN 5 FUNC. BIROT MOS 8 QT-FR
AP'D BY: DATE:	PAGE: 2 OF 3
	DWG NO.: P7611KS
	REV: -

PARTS LIST			
ITEM	PART #	DESCRIPTION	QUAN
1	1122	FITTING-#4 OR MALE X #4 JIC	11
2	1130	COIL-DDS12	6
3	1187	SCREW-3/8-16 X 1 1/4 CUP PT SSS	2
4	1278	NUT-3/8 FLANGE	2
5	1395	PLATE-PUMP MOUNT CQ	1
6	1440	BOLT-1/4-20 X 3 HCS #8	2
7	1714	MANIFOLD-6 FUNCTION	1
8	1713	PLUG-HP CAVITY	1
9	1716	VALVE-CARTRIDGE M/O	6
10	1717	VALVE-DIRECTIONAL VALVE #6 MANUAL OVERRIDE	1
11	1735	FITTING-DF04-1/4 DIAG. TIP	2
12	1745	VALVE-#8 2 WAY M/O	1
13	1746	COIL-#6 10V	2
14	1898DD	WASHER-1/4 LOCK	2
15	1938DD	WASHER-1/4 FLAT	2
16	2015	PUMP-MTE 3.7	1
16A	1444	SOLENOID-HD PLTD	1
16B	2007	CAP-MTE BREATHER	1
16C	2427	MOTOR-MTE 3.7	1
16D	2428	RESERVOIR-MTE 6QT.-2015	1
17	2047	SWITCH-PRESSURE SWITCH 1200 PSI	1
18	2128	PLUG-#4 SOCKET HEAD O-RING	4
19	6572	HARNESS, 10" POWER AND GROUND FEED	1
20	6650	HARNESS, 6 FUNC PUMP GROUND LEAD	1
21	6781	HARNESS, PUMP 6 FUNCTION 9 PIN	1
22			
23			




NOTE:
PARTS 16A-16D ARE INCLUDED
IN PART 16 AS AN ASSEMBLY
PARTS 19, 20, & 21 ARE NOT
SHOWN

**Warranty authorization must come directly
from Equalizer Systems. (800) 846-9659.**

Equalizer		55169 COUNTRY ROAD 3 ELKHART, IN 46515		#		REVISIONS		BY: DATE:		UNLESS OTHERWISE SPECIFIED: TOLERANCES: .XXX ± 0.010 .XX ± 0.010 .X ± 0.030 ANG. ± 1/2" REMOVE ALL BURRS AND SHARP EDGES .015 MAX		TITLE 6 FUNCTION PUMP ASSEMBLY		USED ON: FOREST RIVER	
												SIZE SCALE MATERIAL A 1: 1 AS		NOTED	
												DRAW BY: DATE: SU 8/9/10		PART NAME: PUMP & MANI 6 FUNC MOS	
												APPROD BY DATE:		PAGE: 1 OF 3	
														DWG NO.: P7666	
														REV:	

NOTICE – This drawing, including principles of design, is the property of Days Corporation, Elkhart, Indiana, with the agreement that it is not to be reproduced, copied, or loaned in any manner that may constitute a detriment directly or indirectly to Days Corporation. Acceptance of this will be construed as an agreement of the above.



55169 COUNTY ROAD 3
ELKHART, IN 46515

REVISIONS

BY:	DATE:
-----	-------

UNLESS OTHERWISE

TITLE
6 FUNCTION PUMP ASSEMBLY

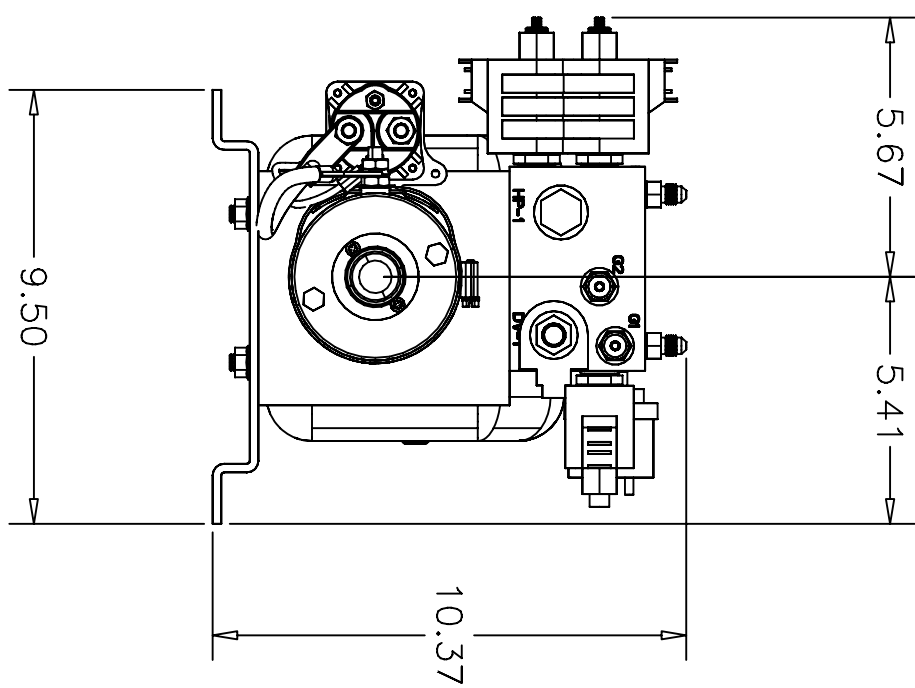
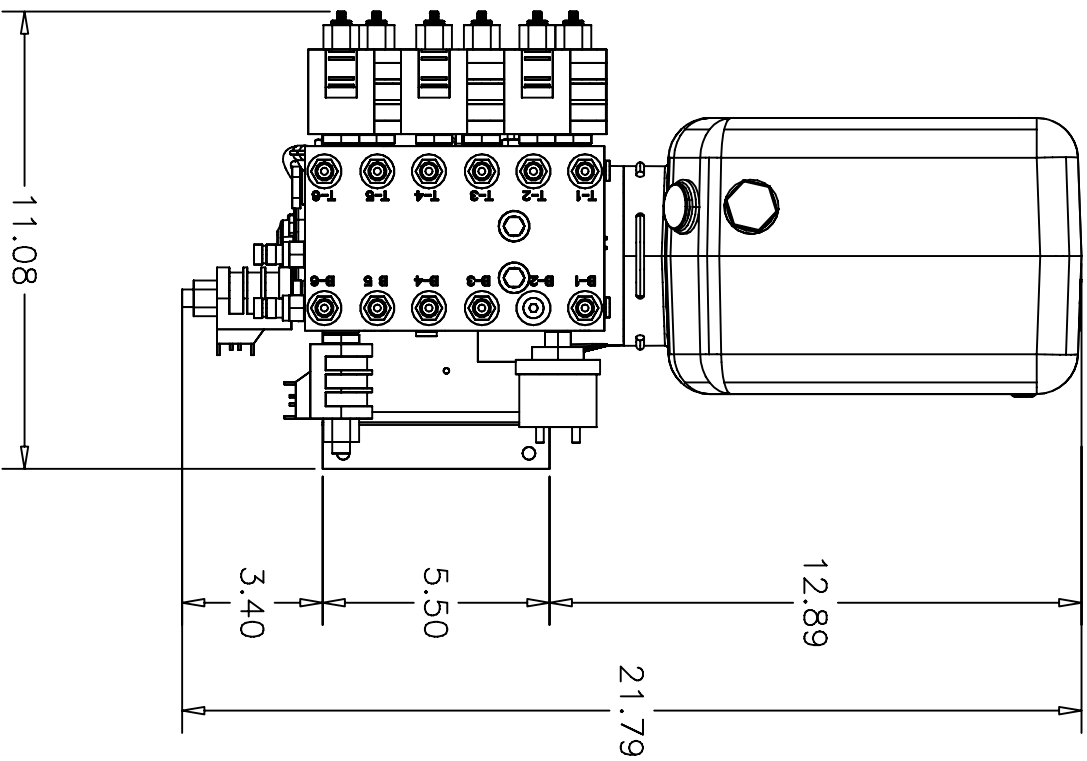
USED ON:
FOREST RIVER

SIZE	SCALE	MATERIAL
A	1:1	AS

ZOO 100

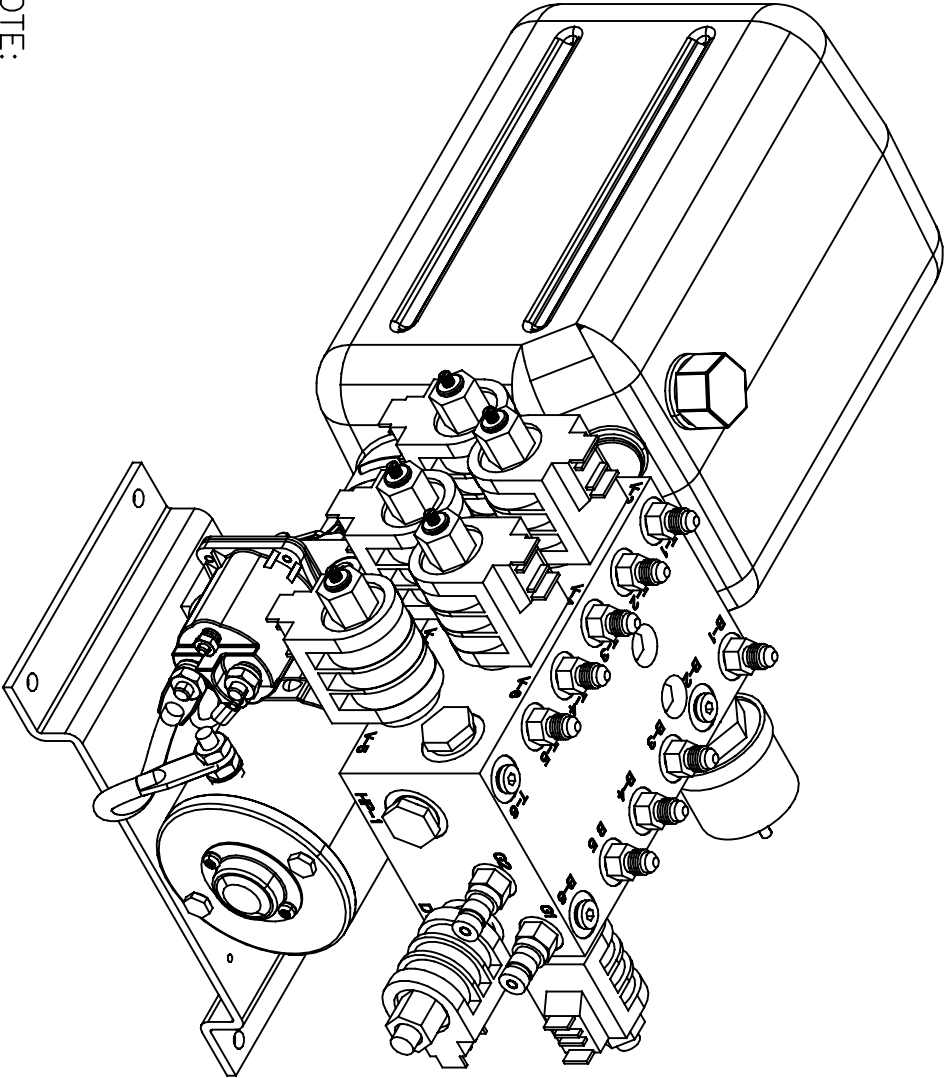
DRW BY:	DATE:	PART NAME:
SJ	8/9/10	PUMP & MANI 6 FUNC MOS

APP'D BY DATE:	PAGE:	DWG NO.:	REV:
—	2 OF 3	P7666	—



Equalizer 55169 COUNTY ROAD 3 ELKHART, IN 46515		# REVISIONS BY: DATE:		UNLESS OTHERWISE SPECIFIED: TOLERANCES: XXX ± 0.010 XX ± 0.010 X ± 0.030 ANG. ± 1/2° REMOVE ALL BURRS AND SHARP EDGES .015 MAX		TITLE 6 FUNCTION PUMP ASSEMBLY SIZE SCALE MATERIAL A 1:1 AS DRAWN BY: DATE: 8/9/10 APPROVED BY: DATE:		USED ON: FOREST RIVER NOTED PART NAME: PUMP & MANI 6 FUNC MOS PAGE: 3 OF 3 DWG NO.: P7666 REV:	
NOTICE - This drawing, including principles of design, is the property of Days Corporation, Elkhart, Indiana, with the agreement that it is not to be reproduced, copied, or loaned in any manner that may constitute a detriment directly or indirectly to Days Corporation. Acceptance of this will be construed as an agreement of the above.									

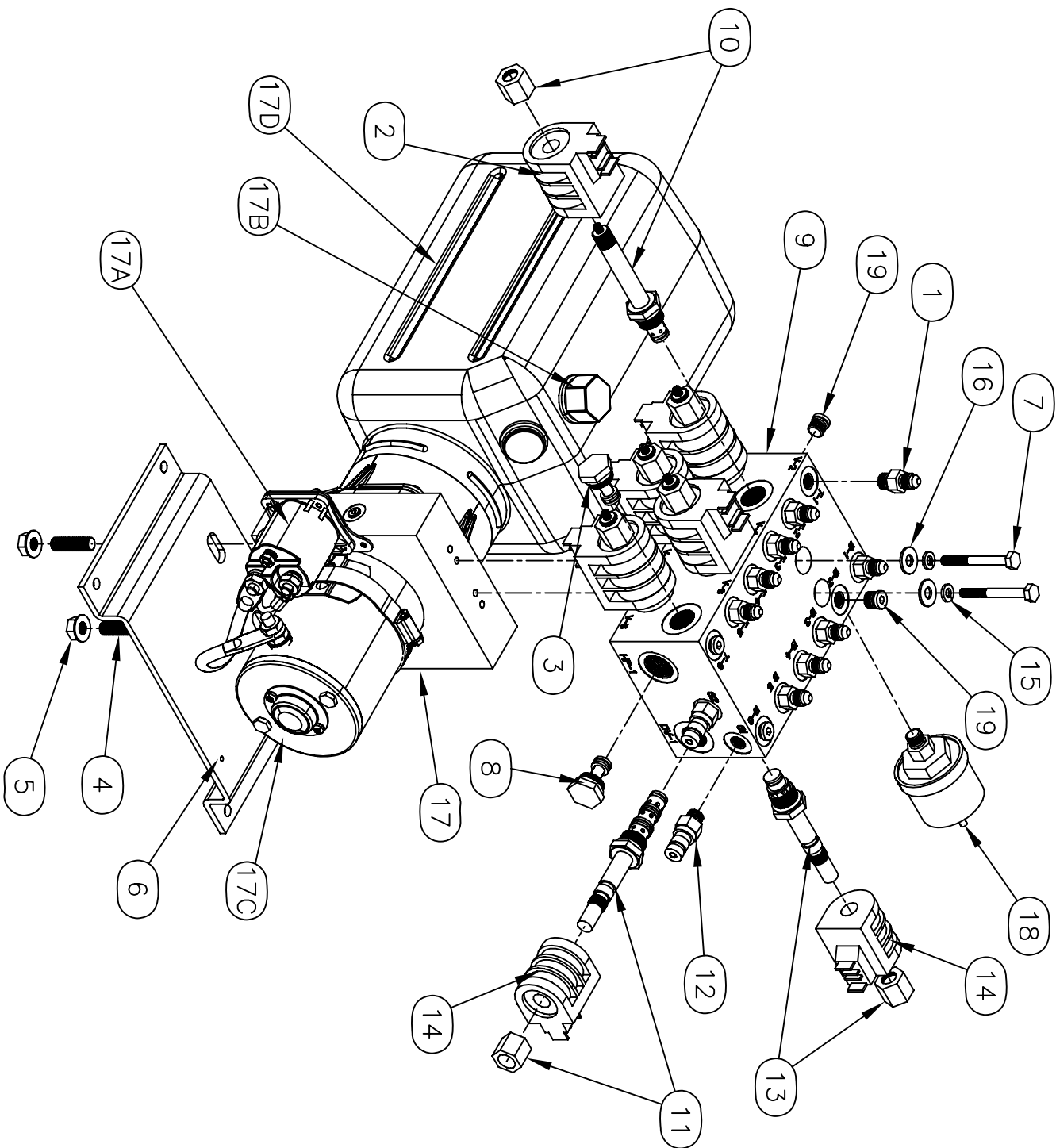
PARTS LIST			
ITEM	PART #	DESCRIPTION	QUAN
1	1122	FITTING-#4 OR MALE X #4 JIC	9
2	1130	COIL-DDS12	5
3	1137	PLUG-CAVITY	1
4	1187	SCREW-3/8-16 X 1 1/4 CUP PT SSS	2
5	1278	NUT-3/8 FLANGE	2
6	1395	PLATE-PUMP MOUNT CQ	1
7	1440	BOLT-1/4-20 X 3 HCS #8	2
8	1713	PLUG-HP CAVITY	1
9	1714	MANIFOLD-6 FUNCTION	1
10	1716	VALVE-CARTRIDGE M/O	5
11	1717	VALVE-DIRECTIONAL VALVE #6 MANUAL OVERRIDE	1
12	1735	FITTING-DF04-1/4 DIAG. TIP	2
13	1745	VALVE-#8 2 WAY M/O	1
14	1746	COIL-#6 10V	2
15	1898DD	WASHER-1/4 LOCK	2
16	1938DD	WASHER-1/4 FLAT	2
17	2015	PUMP-MTE 3.7	1
17A	1444	SOLENOID-HD PLTD	1
17B	2007	CAP-MTE BREATHER	1
17C	2427	MOTOR-MTE 3.7	1
17D	2428	RESERVOIR-MTE 6QT.-2015	1
18	2047	SWITCH-PRESSURE SWITCH 1200 PSI	1
19	2128	PLUG-#4 SOCKET HEAD O-RING	6
20	6572	HARNNESS, 10" POWER AND GROUND FEED	1
21	6649	HARNNESS, 5 FUNC PUMP GROUND LEAD	1
22	6781	HARNNESS, PUMP 6 FUNCTION 9 PIN	1
23			



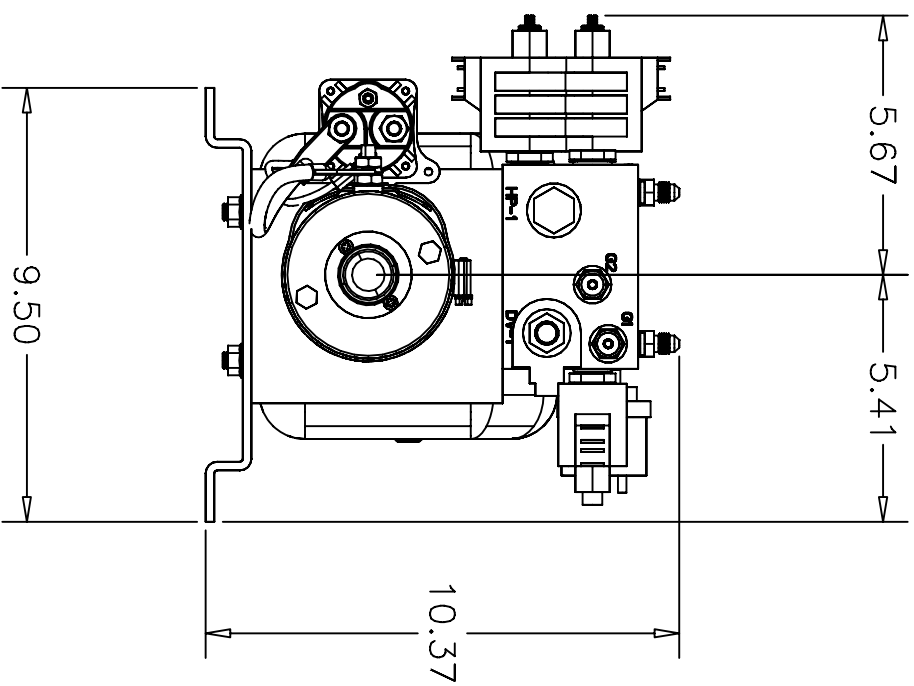
NOTE:
PARTS 17A-17D ARE INCLUDED
IN PART 17 AS AN ASSEMBLY
PARTS 20, 21, & 22 ARE NOT
SHOWN

**Warranty authorization must come directly
from Equalizer Systems. (800) 846-9659.**

<div> <div>55169 COUNTRY ROAD 3</div> <div>ELKHART, IN 46515</div> </div>		#	REVISIONS		BY:	DATE:	<div> <div>UNLESS OTHERWISE SPECIFIED:</div> <div>TOLERANCES:</div> <div>.XXX ± 0.010</div> <div>.XX ± 0.010</div> <div>.X ± 0.030</div> <div>ANG. ± 1/2°</div> <div>REMOVE ALL BURRS AND SHARP EDGES .015 MAX</div> </div>		<div> <div>TITLE</div> <div>5 FUNCTION PUMP ASSEMBLY</div> </div>	<div> <div>USED ON:</div> <div>FOREST RIVER</div> </div>
<div> <div>Equalizer</div> </div>							<div> <div>SIZE SCALE</div> <div>A 1:1</div> </div>		<div> <div>MATERIAL</div> <div>AS</div> </div>	<div> <div>NOTED</div> </div>
<div> <div>NOTICE - This drawing, including principles of design, is the property of Days Corporation, Elkhart, Indiana, with the agreement that it is not to be reproduced, copied, or loaned in any manner that may constitute a detriment directly or indirectly to Days Corporation. Acceptance of this will be construed as an agreement of the above.</div> </div>							<div> <div>DRW BY:</div> <div>SU</div> </div>		<div> <div>DATE:</div> <div>8/9/10</div> </div>	<div> <div>PART NAME:</div> <div>PUMP & MANI 5 FUNC MOS</div> </div>
							<div> <div>APPD BY</div> <div>DATE:</div> </div>			<div> <div>PAGE:</div> <div>1 OF 3</div> </div>
							<div> <div>REV:</div> <div>P7667</div> </div>			

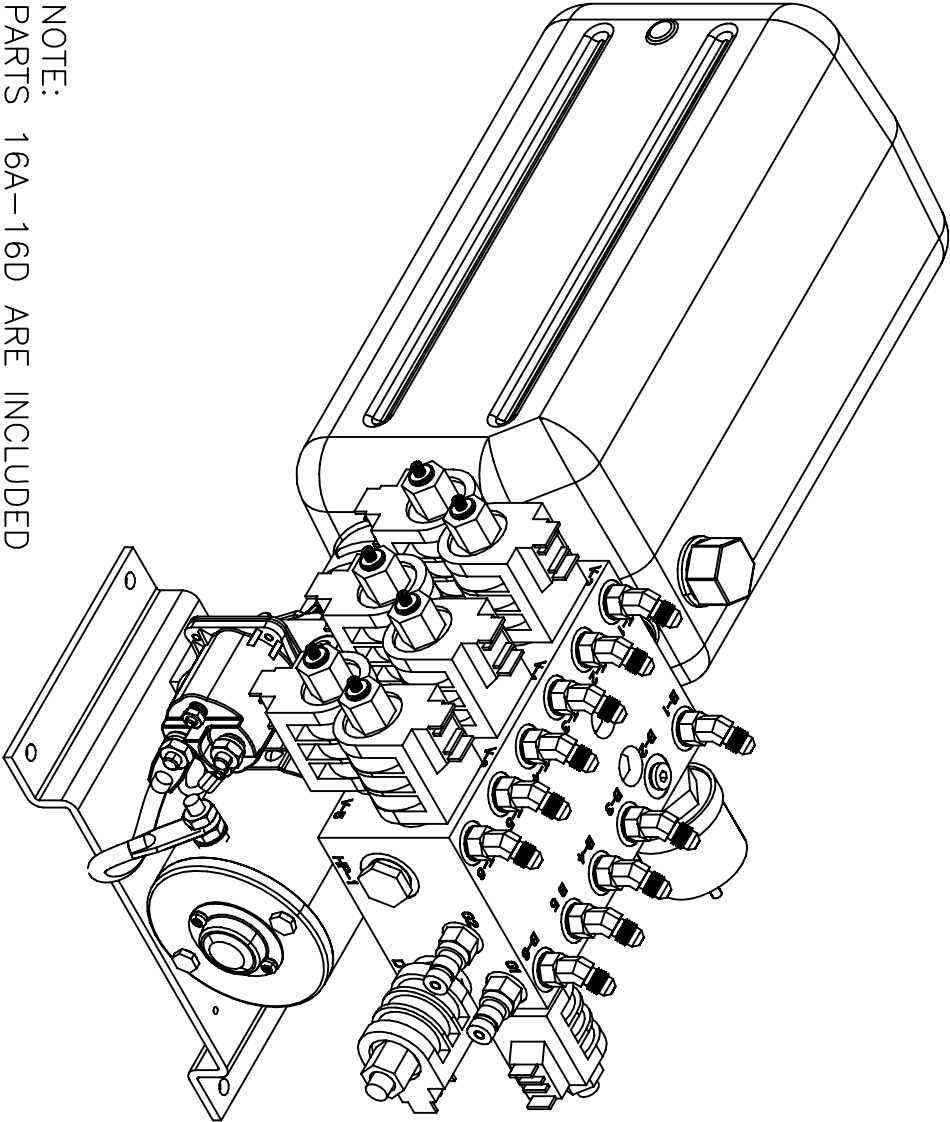


55169 COUNTY ROAD 3 ELKHART, IN 46515			#			REVISONS			BY: DATE:			UNLESS OTHERWISE SPECIFIED: TOLERANCES: .XXX ± 0.010 .XX ± 0.010 .X ± 0.020 ANG. ± 1/2" REMOVE ALL BURRS AND SHARP EDGES .015 MAX			TITLE 5 FUNCTION PUMP ASSEMBLY			USED ON: FOREST RIVER		
Equulizer															SIZE SCALE MATERIAL A 1:1 AS			NOTED		
NOTICE - This drawing, including principles of design, is the property of Days Corporation, Elkhart, Indiana, with the agreement that it is not to be reproduced, copied, or loaned in any manner that may constitute a detriment directly or indirectly to Days Corporation. Acceptance of this will be construed as an agreement of the above.															DRW BY: DATE: SU 8/9/10			PART NAME: PUMP & MANI 5 FUNC MOS		
															AP'D BY DATE:			PAGE: 2 OF 3		
																		DWG NO.: P7667		
																		REV:		



PART NAME:		PUMP & MANI 5 FUNC MOS	
PAGE:	DWG NO.:	RE	
3 OF 3	P7667	-	

PARTS LIST			
ITEM	PART#	DESCRIPTION	QUAN
1	1724	FITTING-#4 JIC X #4 JIC X 45°	11
2	1130	COIL-DDS12	6
3	1187	SCREW-3/8-16 X 1 1/4 CUP PT SSS	2
4	1278	NUT-3/8 FLANGE	2
5	1395	PLATE-PUMP MOUNT CQ	1
6	1440	BOLT-1/4-20 X 3 HCS #8	2
7	1714	MANIFOLD-6 FUNCTION	1
8	1713	PLUG-HP CAVITY	1
9	1716	VALVE-CARTRIDGE M/O	6
10	1717	VALVE-DIRECTIONAL VALVE #6 MANUAL OVERRIDE	1
11	1735	FITTING-DF04-1/4 DIAG. TIP	2
12	1745	VALVE-#8 2 WAY M/O	1
13	1746	COIL-#6 10V	2
14	1898DD	WASHER-1/4 LOCK	2
15	1938DD	WASHER-1/4 FLAT	2
16	2017	PUMP-MTE 3.7 8QT.	1
16A	1444	SOLENOID-HD PLTD	1
16B	2007	CAP-MTE BREATHER	1
16C	2427	MOTOR-MTE 3.7	1
16D	2307	RESERVOIR-MTE 8QT.-2017,2542	1
17	2047	SWITCH-PRESSURE SWITCH 1200 PSI	1
18	2128	PLUG-#4 SOCKET HEAD O-RING	4
19	6572	HARNESS, 10" POWER AND GROUND FEED	1
20	6650	HARNESS, 6 FUNC PUMP GROUND LEAD	1
21	6781	HARNESS, PUMP 6 FUNCTION 9 PIN	1
22			
23			

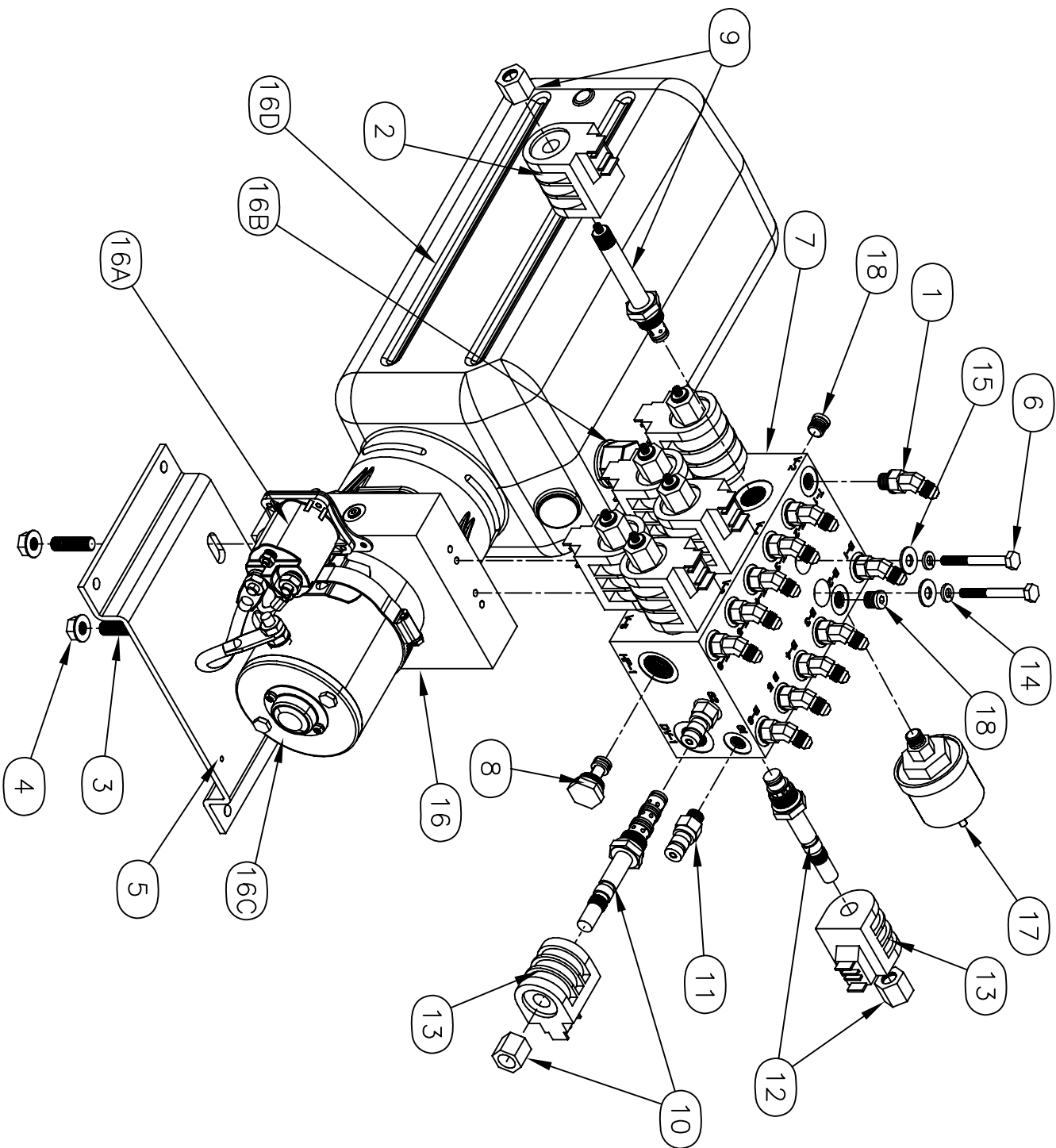


NOTE:
PARTS 16A-16D ARE INCLUDED
IN PART 16 AS AN ASSEMBLY
PARTS 19, 20, & 21 ARE NOT
SHOWN

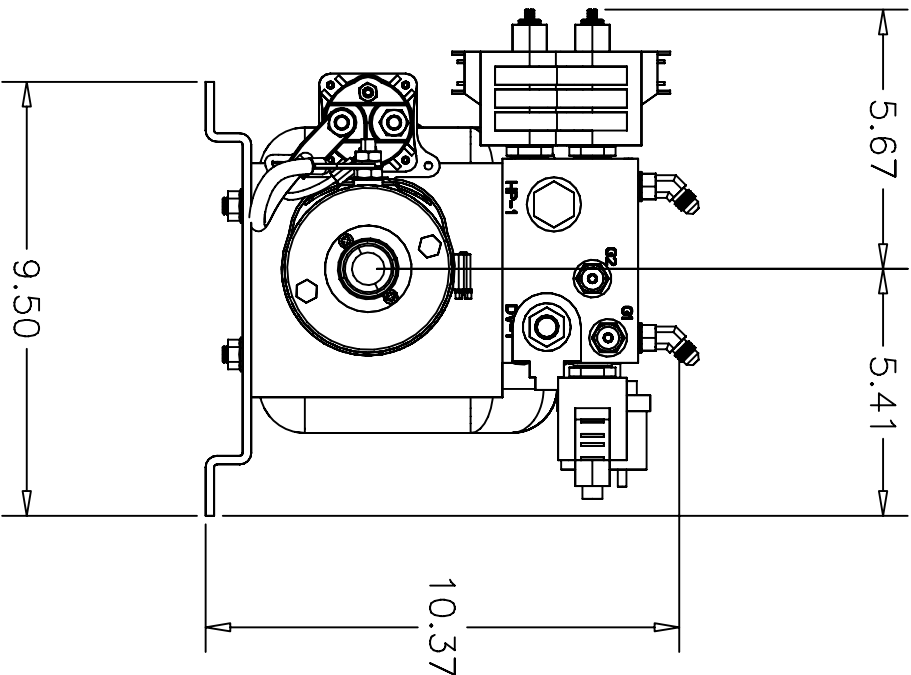
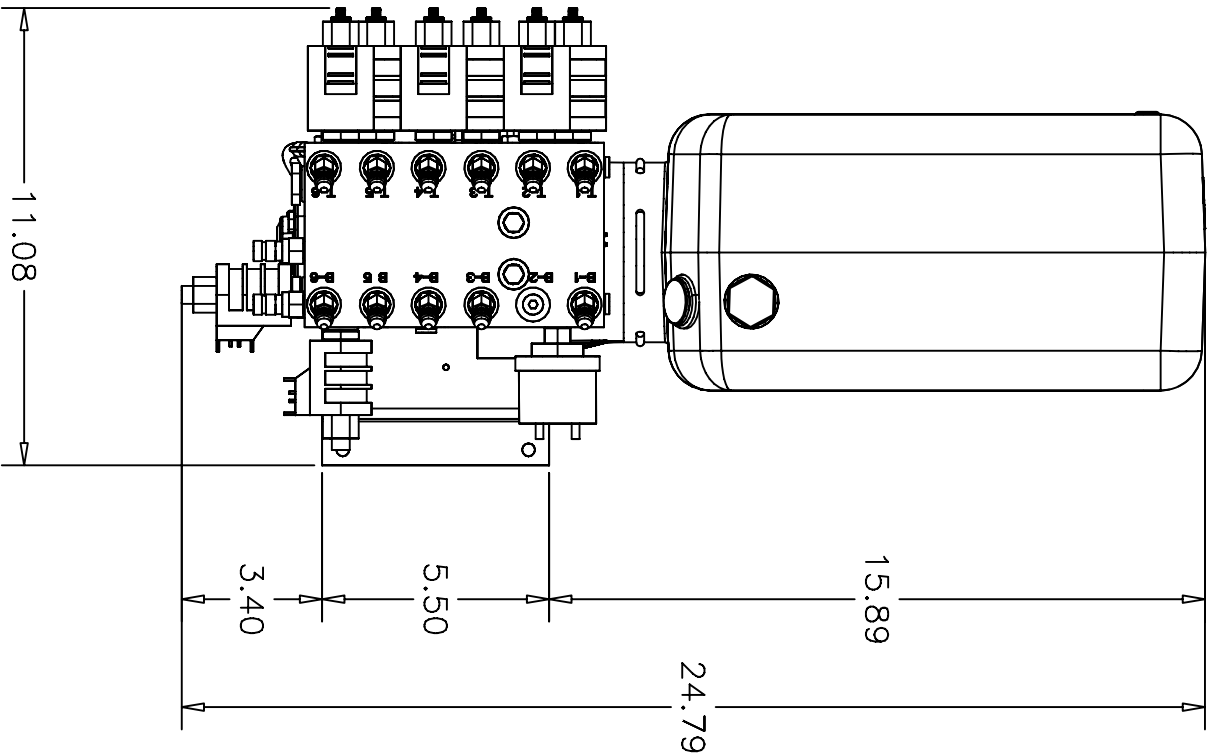
**Warranty authorization must come directly
from Equalizer Systems. (800) 846-9659.**

Equalizer		55169 COUNTRY ROAD 3 ELKHART, IN 46515		#	REVISIONS		BY:	DATE:	UNLESS OTHERWISE SPECIFIED:		TITLE	USED ON:	
				A	Changed to 45° fittings.		SJ	8/13/10	TOLERANCES:		6 FUNCTION PUMP ASSEMBLY	FOREST RIVER	
									.XXX ± 0.010		SIZE SCALE	MATERIAL	
									.XX ± 0.010		A 1:1	AS	
									.X ± 0.030		DRW BY:	DATE:	
									ANG. ± 1/2"		SJ	8/9/10	
									REMOVE ALL BURRS AND SHARP EDGES .015 MAX		AP'D BY	DATE:	
											—		
												PART NAME:	
												PUMP & MAIN 6 FUNC 8 QT MOS	
												PAGE:	
												1 OF 3	
												DWG NO.: P7668	
												REV:	
												A	

NOTICE – This drawing, including principles of design, is the property of Days Corporation, Elkhart, Indiana, with the agreement that it is not to be reproduced, copied, or loaned in any manner that may constitute a detriment directly or indirectly to Days Corporation. Acceptance of this will be construed as an agreement of the above.



55169 COUNTY ROAD 3 ELKHART, IN 46515			#																																																																																																																																																																																																																																																																																																																																																																																																																																																																																																																																																																																																																																																																																																																																																																																																																																																																																																																																																																																																																																																																																																																																																																																																																																																																																																																																																																																																																																																																																																													
--	--	--	---	--	--	--	--	--	--	--	--	--	--	--	--	--	--	--	--	--	--	--	--	--	--	--	--	--	--	--	--	--	--	--	--	--	--	--	--	--	--	--	--	--	--	--	--	--	--	--	--	--	--	--	--	--	--	--	--	--	--	--	--	--	--	--	--	--	--	--	--	--	--	--	--	--	--	--	--	--	--	--	--	--	--	--	--	--	--	--	--	--	--	--	--	--	--	--	--	--	--	--	--	--	--	--	--	--	--	--	--	--	--	--	--	--	--	--	--	--	--	--	--	--	--	--	--	--	--	--	--	--	--	--	--	--	--	--	--	--	--	--	--	--	--	--	--	--	--	--	--	--	--	--	--	--	--	--	--	--	--	--	--	--	--	--	--	--	--	--	--	--	--	--	--	--	--	--	--	--	--	--	--	--	--	--	--	--	--	--	--	--	--	--	--	--	--	--	--	--	--	--	--	--	--	--	--	--	--	--	--	--	--	--	--	--	--	--	--	--	--	--	--	--	--	--	--	--	--	--	--	--	--	--	--	--	--	--	--	--	--	--	--	--	--	--	--	--	--	--	--	--	--	--	--	--	--	--	--	--	--	--	--	--	--	--	--	--	--	--	--	--	--	--	--	--	--	--	--	--	--	--	--	--	--	--	--	--	--	--	--	--	--	--	--	--	--	--	--	--	--	--	--	--	--	--	--	--	--	--	--	--	--	--	--	--	--	--	--	--	--	--	--	--	--	--	--	--	--	--	--	--	--	--	--	--	--	--	--	--	--	--	--	--	--	--	--	--	--	--	--	--	--	--	--	--	--	--	--	--	--	--	--	--	--	--	--	--	--	--	--	--	--	--	--	--	--	--	--	--	--	--	--	--	--	--	--	--	--	--	--	--	--	--	--	--	--	--	--	--	--	--	--	--	--	--	--	--	--	--	--	--	--	--	--	--	--	--	--	--	--	--	--	--	--	--	--	--	--	--	--	--	--	--	--	--	--	--	--	--	--	--	--	--	--	--	--	--	--	--	--	--	--	--	--	--	--	--	--	--	--	--	--	--	--	--	--	--	--	--	--	--	--	--	--	--	--	--	--	--	--	--	--	--	--	--	--	--	--	--	--	--	--	--	--	--	--	--	--	--	--	--	--	--	--	--	--	--	--	--	--	--	--	--	--	--	--	--	--	--	--	--	--	--	--	--	--	--	--	--	--	--	--	--	--	--	--	--	--	--	--	--	--	--	--	--	--	--	--	--	--	--	--	--	--	--	--	--	--	--	--	--	--	--	--	--	--	--	--	--	--	--	--	--	--	--	--	--	--	--	--	--	--	--	--	--	--	--	--	--	--	--	--	--	--	--	--	--	--	--	--	--	--	--	--	--	--	--	--	--	--	--	--	--	--	--	--	--	--	--	--	--	--	--	--	--	--	--	--	--	--	--	--	--	--	--	--	--	--	--	--	--	--	--	--	--	--	--	--	--	--	--	--	--	--	--	--	--	--	--	--	--	--	--	--	--	--	--	--	--	--	--	--	--	--	--	--	--	--	--	--	--	--	--	--	--	--	--	--	--	--	--	--	--	--	--	--	--	--	--	--	--	--	--	--	--	--	--	--	--	--	--	--	--	--	--	--	--	--	--	--	--	--	--	--	--	--	--	--	--	--	--	--	--	--	--	--	--	--	--	--	--	--	--	--	--	--	--	--	--	--	--	--	--	--	--	--	--	--	--	--	--	--	--	--	--	--	--	--	--	--	--	--	--	--	--	--	--	--	--	--	--	--	--	--	--	--	--	--	--	--	--	--	--	--	--	--	--	--	--	--	--	--	--	--	--	--	--	--	--	--	--	--	--	--	--	--	--	--	--	--	--	--	--	--	--	--	--	--	--	--	--	--	--	--	--	--	--	--	--	--	--	--	--	--	--	--	--	--	--	--	--	--	--	--	--	--	--	--	--	--	--	--	--	--	--	--	--	--	--	--	--	--	--	--	--	--	--	--	--	--	--	--	--	--	--	--	--	--	--	--	--	--	--	--	--	--	--	--	--	--	--	--	--	--	--	--	--	--	--	--	--	--	--	--	--	--	--	--	--	--	--	--	--	--	--	--	--	--	--	--	--	--	--	--	--	--	--	--	--	--	--	--	--	--	--	--	--	--	--	--	--	--	--	--	--	--	--	--	--	--	--	--	--	--	--	--	--	--	--	--	--	--	--	--	--	--	--	--	--	--	--	--	--	--	--	--	--	--	--	--	--	--	--	--	--	--	--	--	--	--	--	--	--	--	--	--	--	--	--	--	--	--	--	--	--	--	--	--	--	--	--	--	--	--	--	--	--	--	--	--	--	--	--	--	--	--	--	--	--	--	--	--	--	--	--	--	--	--	--	--	--	--	--	--	--	--	--	--	--	--	--	--	--	--	--	--	--	--	--	--	--	--	--	--	--	--	--	--	--	--	--	--	--	--	--	--	--	--	--	--	--	--	--	--	--	--	--	--	--	--	--	--	--	--	--	--	--	--	--	--	--	--	--	--	--	--	--	--	--	--	--	--	--	--	--	--	--	--	--	--	--	--	--	--	--	--	--	--	--	--	--	--	--	--	--	--	--	--	--	--	--	--	--	--	--	--	--	--	--	--	--	--	--	--	--	--	--	--	--	--	--	--	--	--	--	--	--	--	--	--	--	--	--	--	--	--	--	--	--	--	--	--	--	--	--	--	--	--	--	--	--	--	--	--	--	--	--	--	--	--	--	--	--	--	--	--	--	--	--	--	--	--	--	--	--	--	--	--	--	--	--	--	--	--	--	--	--	--	--	--	--	--	--	--	--	--	--	--	--	--	--	--	--	--	--	--	--	--	--	--	--	--	--	--	--	--	--	--	--	--	--	--	--	--	--	--	--	--	--	--	--	--	--	--	--	--	--	--	--	--	--	--	--	--	--	--	--	--	--	--	--	--	--	--	--	--	--	--	--	--	--	--	--	--	--	--	--	--	--	--	--	--	--	--	--	--	--	--	--	--	--	--	--	--	--	--	--	--	--	--	--	--	--	--	--	--	--	--	--	--	--	--	--	--	--	--	--	--	--	--	--	--	--	--	--	--	--	--	--	--	--	--	--	--	--	--	--	--	--	--	--	--	--	--	--	--	--	--	--	--	--	--	--	--	--	--	--	--	--	--	--	--	--	--	--	--	--	--	--	--	--	--	--	--	--	--	--	--	--	--	--	--	--	--	--	--	--	--	--	--	--	--	--	--	--	--	--	--	--	--	--	--	--	--	--	--	--	--	--	--	--	--	--	--	--



Equalizer

55169 COUNTY ROAD 3
ELKHART, IN 46515

#

A

REVISIONS

Changed to 45° fittings.

BY:

SJ

DATE:

8/13/10

UNLESS OTHERWISE SPECIFIED:

TOLERANCES:

.XXX ± 0.010

.XX ± 0.010

.X ± 0.030

ANG. ± 1/2°

REMOVE ALL BURRS AND SHARP EDGES .015 MAX

TITLE

6 FUNCTION PUMP ASSEMBLY

USED ON:

FOREST RIVER

SIZE SCALE MATERIAL

A 1:1 AS

NOTED

PART NAME:

PUMP & MANI 6 FUNC 8 QT MOS

PAGE:

3 OF 3

DWG NO.:

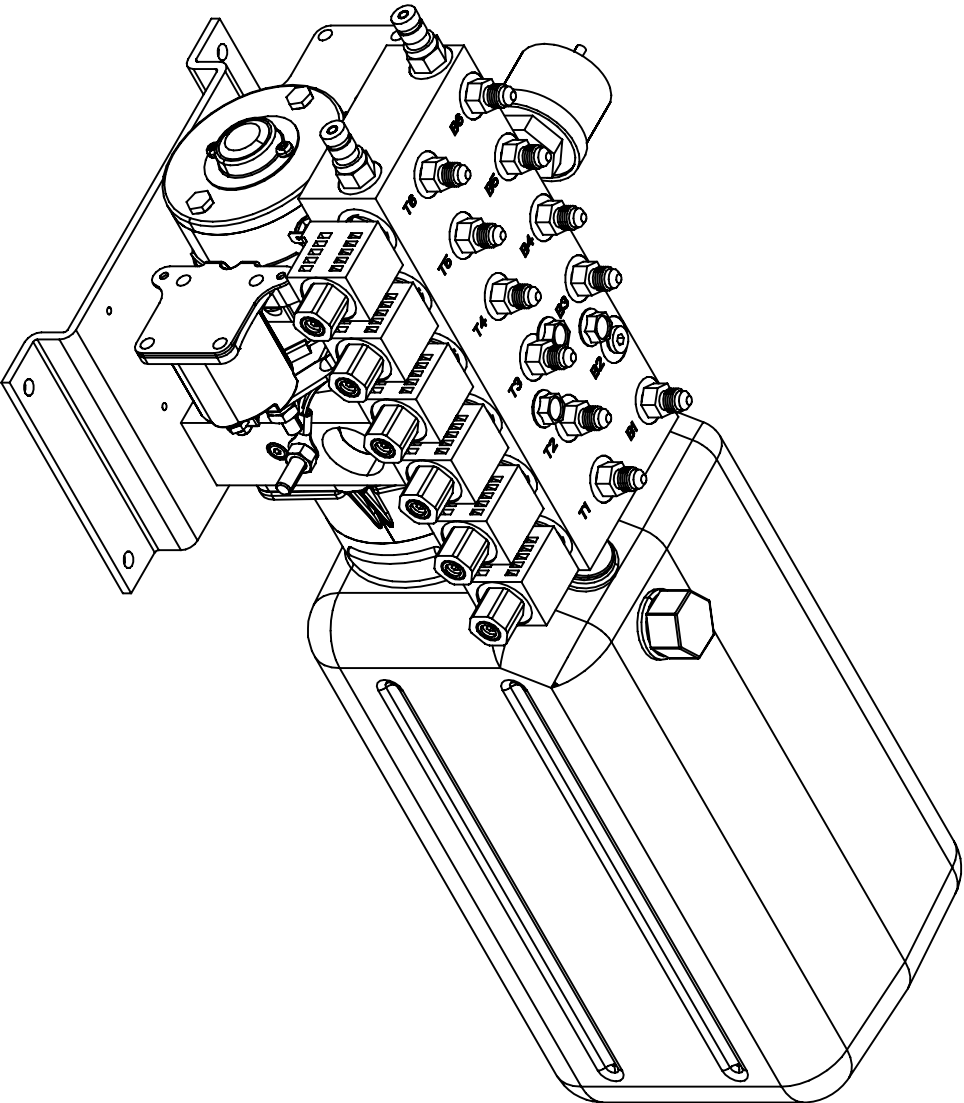
P7668

REV:

A

NOTICE - This drawing, including principles of design, is the property of Days Corporation, Elkhart, Indiana, with the agreement that it is not to be reproduced, copied, or loaned in any manner that may constitute a detriment directly or indirectly to Days Corporation. Acceptance of this will be construed as an agreement of the above.

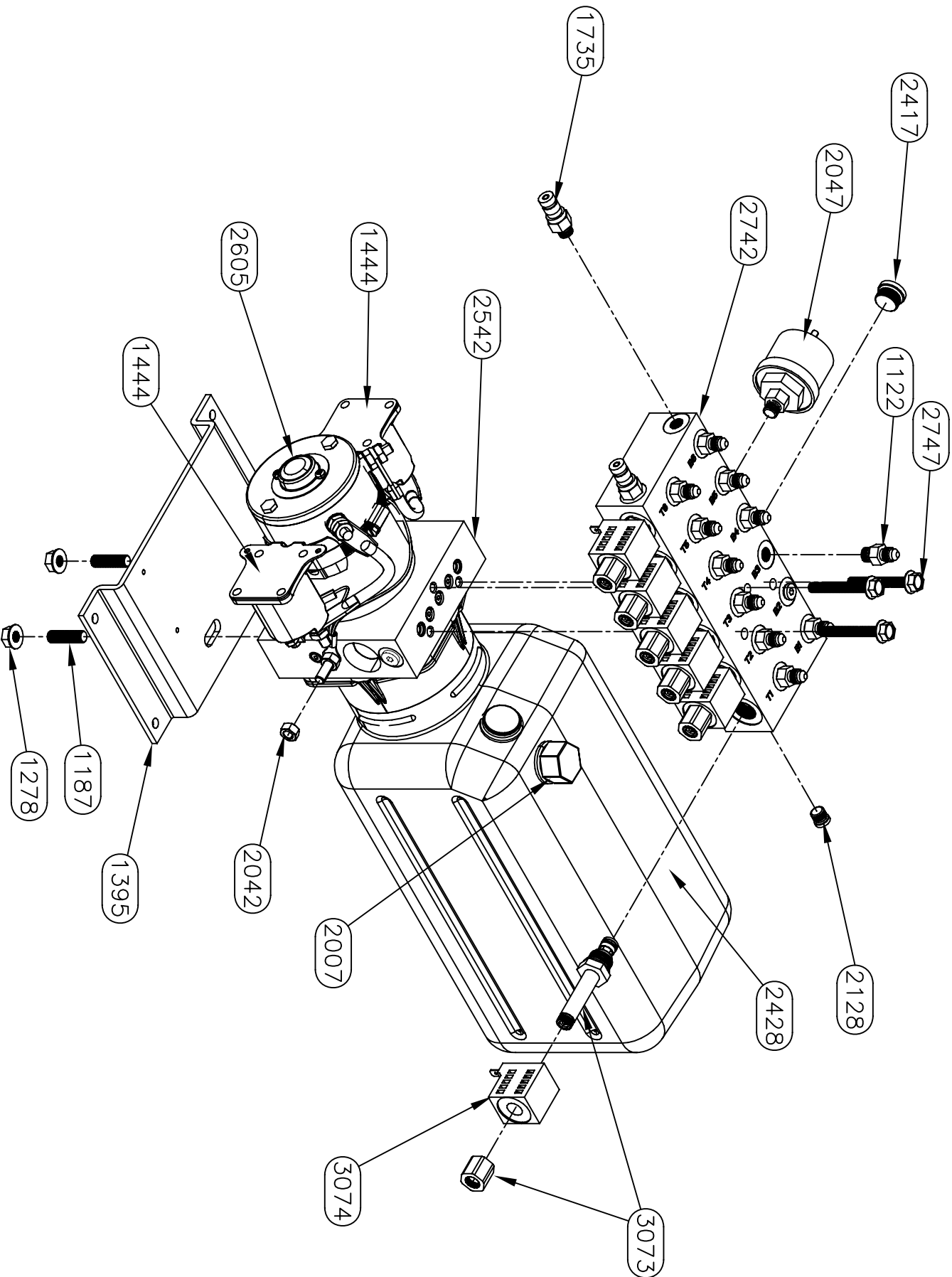
PARTS LIST		
PART#	DESCRIPTION	QUAN
1122	FITTING-#4 OR MALE X #4 JIC	11
1187	SCREW-3/8-16 X 1 1/4 CUP PT SSS	2
1278	NUT-3/8 FLANGE	2
1395	PLATE-PUMP MOUNT-CQ	1
1735	FITTING-DF04-1/4 DIAG. TIP	2
2042	NUT-5/16-18 HEX ZINC	1
2047	SWITCH-PRESSURE SWITCH 1200 PSI	1
2128	PLUG-#4 SOCKET HEAD O-RING	3
2417	PLUG-SOCKET HEAD #8 O-RING	1
2542	PUMP-BIROTATE MTE 8 QT.	1
2742	MANIFOLD-BIROT 6 FUNC. COMPACT	1
2747	SCREW-5/16-18 X 2 1/4 FLANGE	3
3073	VALVE-DELTROL	6
3074	COIL-DELTROL	6
6572	HARNES, 10" POWER AND GROUND FEED	1
6650BR	HARNES, 6 FUNC PUMP GROUND LEAD BIROT	1
6781BR	HARNES, PUMP 6 FUNCTION GS	1
1444	SOLENOID-HD PLTD	2
2007	CAP-MTE BREATHER	1
2428	RESERVOIR-MTE 6QT.-2015	1
2605	MOTOR-MTE BIROT	1



NOTE:
PARTS 1444, 2007, 2428, & 2605 ARE INCLUDED IN PART
2542 AS AN ASSEMBLY
PARTS 6572, 6650BR, & 6781BR ARE NOT SHOWN

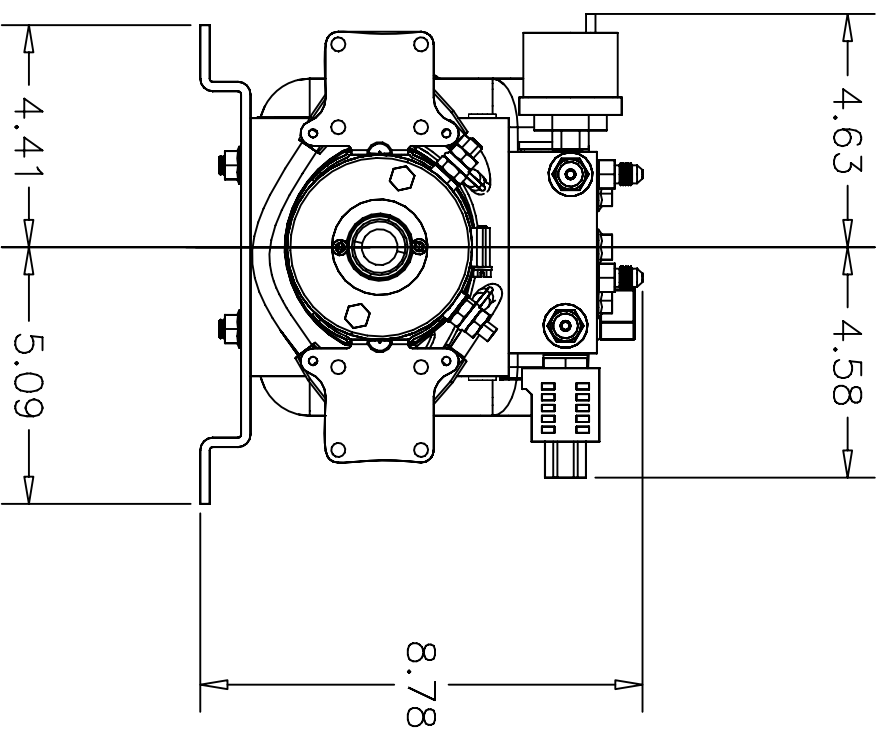
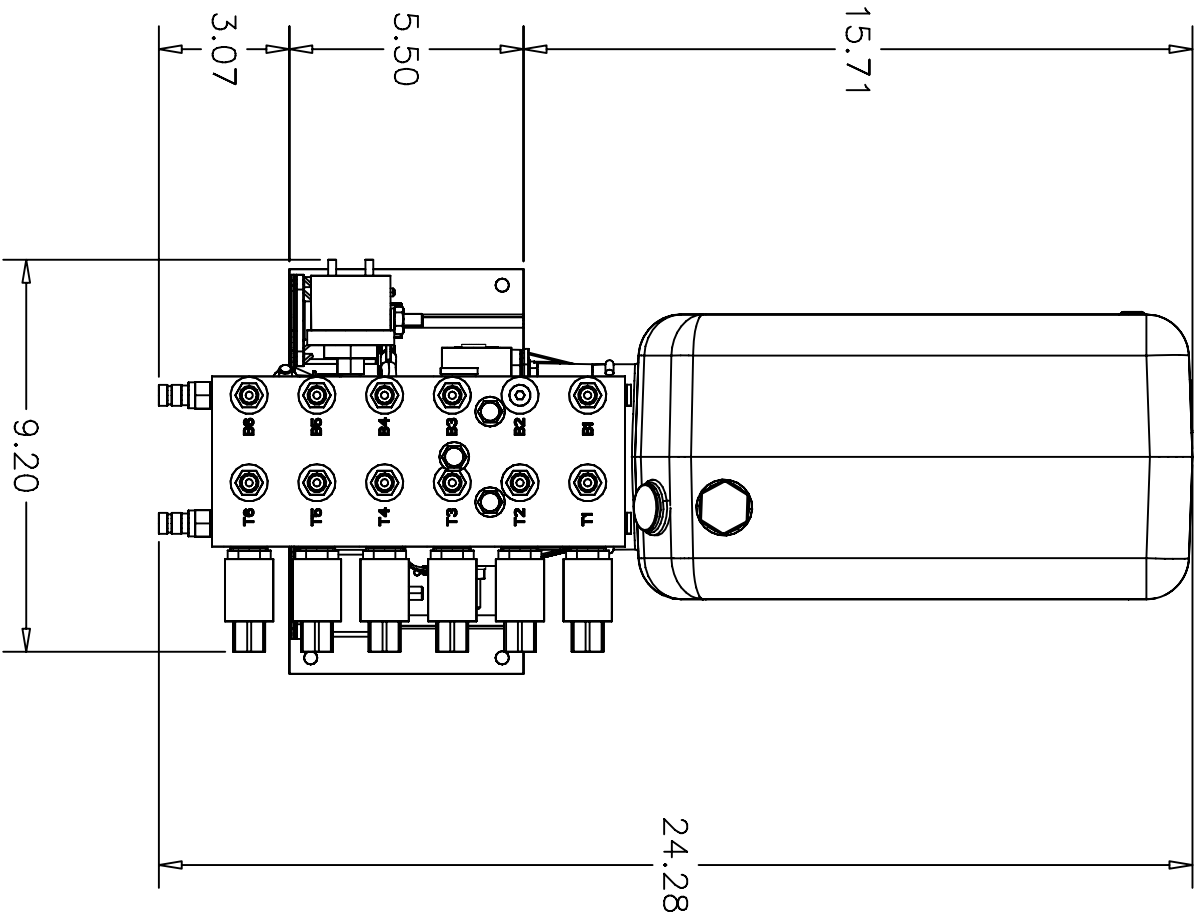
**Warranty authorization must come directly
from Equalizer Systems. (800) 846-9659.**

55169 COUNTRY ROAD 3 ELKHART, IN 46515		#		REVISIONS		BY:	DATE:	UNLESS OTHERWISE SPECIFIED:		TITLE	USED ON:	
<i>Equalizer</i>		A		Updated to show new valves and coils		SJ	4/17/12	TOLERANCES: .XXX ± 0.010 .XX ± 0.050 ANG. ± 1/2"		6 FUNC. BIROT. PUMP ASSEMBLY	FOREST RIVER	
NOTICE - This drawing, including principles of design, is the property of Days Corporation, Elkhart, Indiana, with the agreement that it is not to be reproduced, copied, or loaned in any manner that may constitute a detriment directly or indirectly to Days Corporation. Acceptance of this will be construed as an agreement of the above.								REMOVE ALL BURRS AND SHARP EDGES .015 MAX		SIZE SCALE MATERIAL A 1: 1 AS	NOTED	
								ANG. ± 1/2"		DRW BY: SU	PART NAME:	
								DATE: 8/12/10		AP'D BY DATE:	PUMP & MAN 6 FUNC BIROT MOS 8 QT-FR	
								PAGE: 1 OF 3		DATE: 7/7/31	DWG NO.: 17731	
											REV: A	

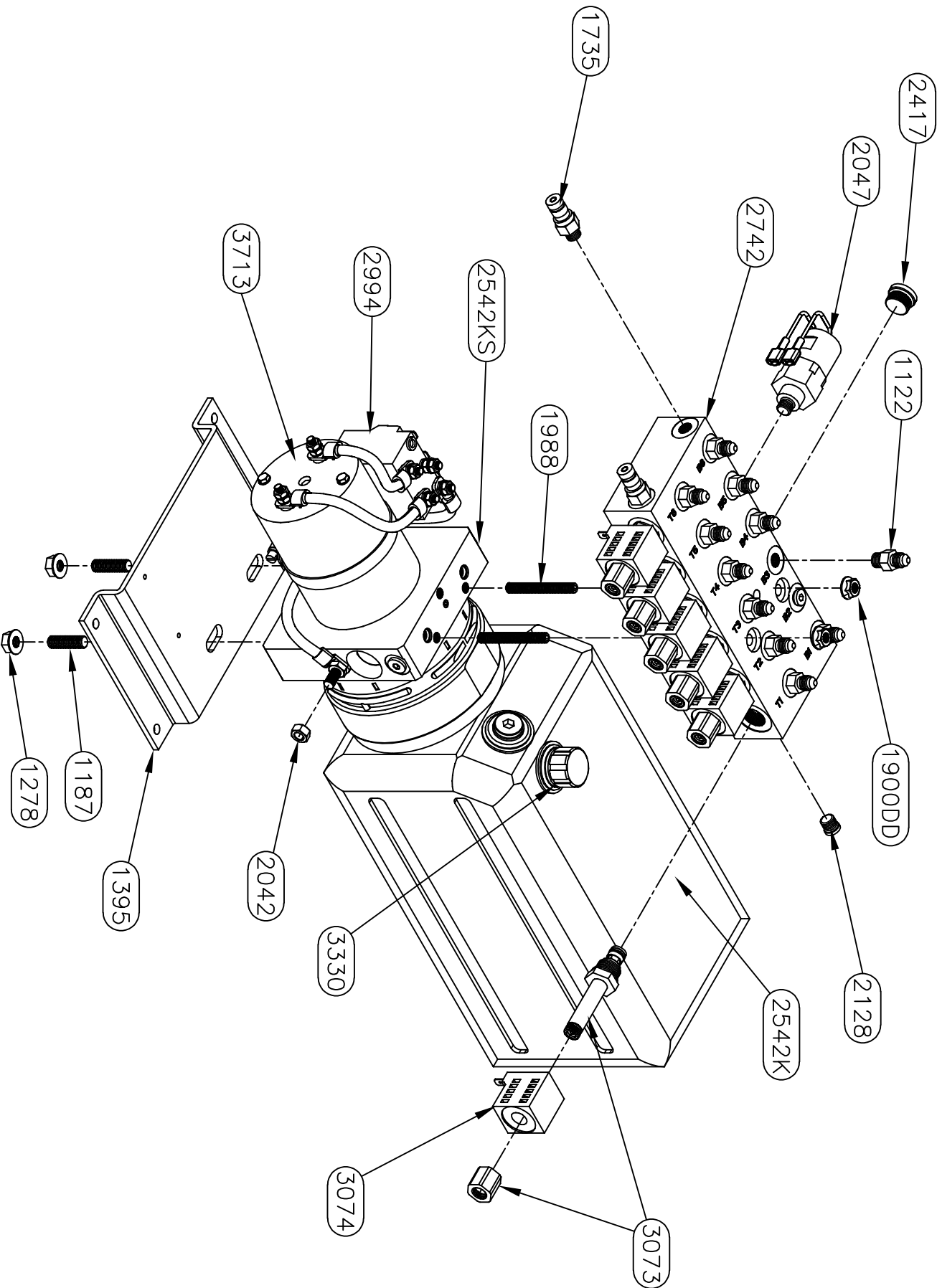


Equalizer			55169 COUNTRY ROAD 3 ELKHART, IN 46515		
#			A		
REVISIONS			Updated to show new valves and coils		
BY:			SU		
DATE:			4/17/12		
UNLESS OTHERWISE SPECIFIED:			TOLERANCES:		
XXX ± 0.010			X ± 0.010		
X ± 0.030			ANG. ± 1/2°		
REMOVE ALL BURRS AND SHARP EDGES .015 MAX			TITLE		
6 FUNC. BIROT. PUMP ASSEMBLY			USED ON:		
SIZE SCALE MATERIAL			FOREST RIVER		
A 1:1 AS			NOTED		
DRAW BY: SU			DATE: 8/12/10		
AP'D BY: —			DATE: —		
PART NAME: PUMP & MAIN 6 FUNC. BIROT MOS 8 QT-FR			PAGE: 2 OF 3		
DWG NO.: P7731			REV: A		

NOTICE – This drawing, including principles of design, is the property of Days Corporation, Elkhart, Indiana, with the agreement that it is not to be reproduced, copied, or loaned in any manner that may constitute a detriment directly or indirectly to Days Corporation. Acceptance of this will be construed as an agreement of the above.



Equalizer 55169 COUNTY ROAD 3 ELKHART, IN 46515			# A		REVISIONS Updated to show new valves and coils		BY: SU		DATE: 4/17/12		UNLESS OTHERWISE SPECIFIED: TOLERANCES: XXX ± 0.010 XX ± 0.010 X ± 0.030 ANG. ± 1/2" REMOVE ALL BURRS AND SHARP EDGES .015 MAX		TITLE 6 FUNC. BIROT. PUMP ASSEMBLY		USED ON: FOREST RIVER	
NOTICE - This drawing, including principles of design, is the property of Days Corporation, Elkhart, Indiana, with the agreement that it is not to be reproduced, copied, or loaned in any manner that may constitute a detriment directly or indirectly to Days Corporation. Acceptance of this will be construed as an agreement of the above.			SIZE SCALE MATERIAL A 1:1 AS		DRAWN BY: DATE: SU 8/12/10		PART NAME: PUMP & MAN 6 FUNC. BIROT MOS 8 QT-FR		PAGE: 3 OF 3		DWG. NO.: P7731		REV: A			



Equalizer

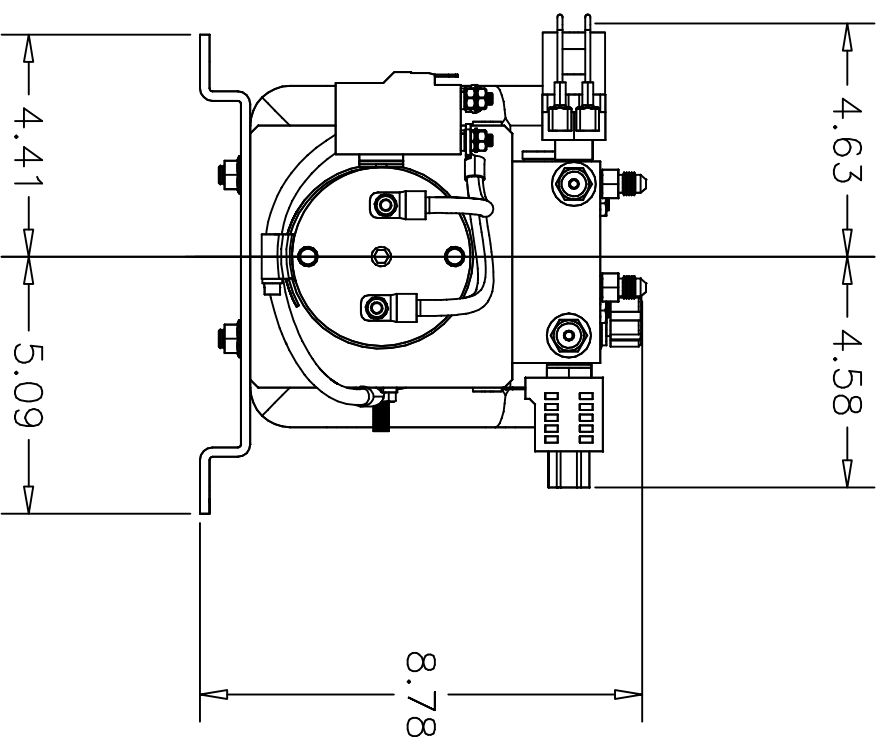
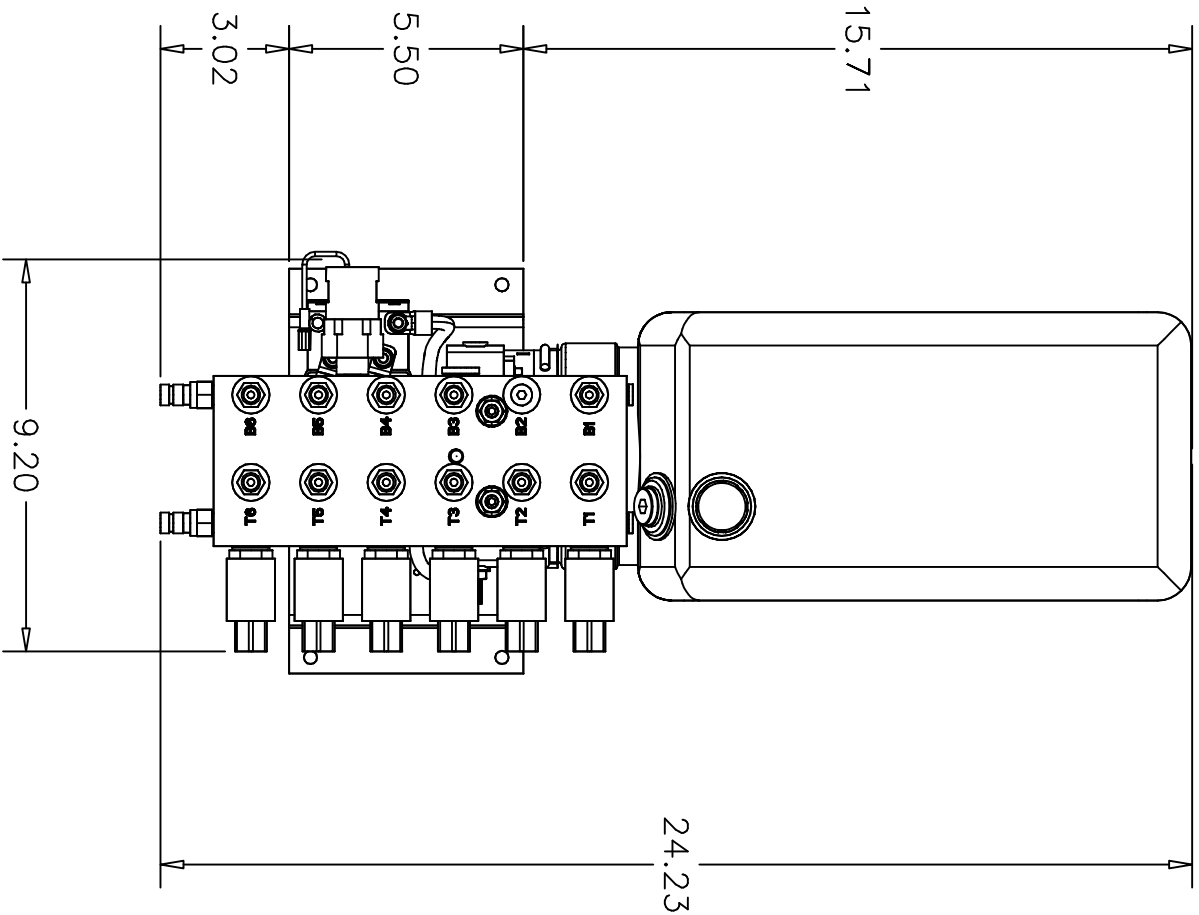
55169 COUNTRY ROAD 3
ELKHART, IN 46515

NOTICE - This drawing, including principles of design, is the property of Dye Corporation, Elkhart, Indiana, with the agreement that it is not to be reproduced, copied, or loaned in any manner that may constitute a detriment directly or indirectly to Dye Corporation. Acceptance of this will be construed as an agreement of the above.

#	REVISIONS	BY:	DATE:

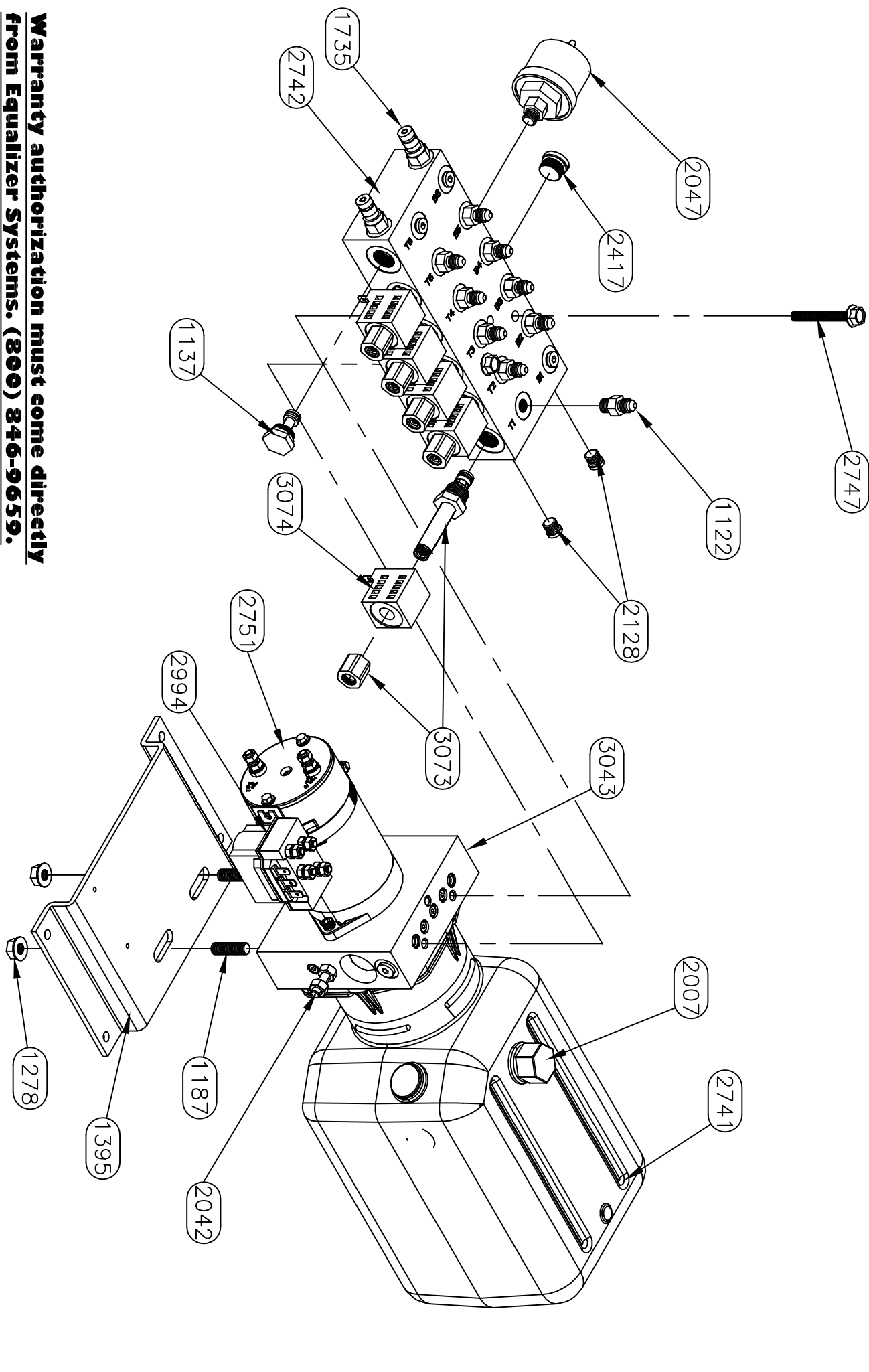
UNLESS OTHERWISE SPECIFIED:
TOLERANCES:
XXX ± 0.010
XX ± 0.010
X ± 0.030
ANG. ± 1/2°
REMOVE ALL BURRS AND SHARP EDGES .015 MAX

TITLE		USED ON:	
6 FUNC. BIROT. PUMP ASSEMBLY		FOREST RIVER	
SIZE SCALE	MATERIAL	NOTED	
A 1:1	AS		
DRW BY:	DATE:	PART NAME:	
SU	10/30/18	PUMP & MAIN 6 FUNC. BIROT MOS 8 QT-FR	
AP'D BY	DATE:	PAGE:	DWG NO.:
—	—	2 OF 3	P7731KS
		REV:	—



Equalizer		55169 COUNTY ROAD 3 ELKHART, IN 46515		#		REVISIONS		BY:		DATE:		UNLESS OTHERWISE SPECIFIED:		TITLE		USED ON:	
NOTICE - This drawing, including principles of design, is the property of Dye's Corporation, Elkhart, Indiana, with the agreement that it is not to be reproduced, copied, or loaned in any manner that may constitute a detriment directly or indirectly to Dye's Corporation. Acceptance of this will be construed as an agreement of the above.												TOLERANCES:		6 FUNC. BIROT. PUMP ASSEMBLY		FOREST RIVER	
												.XXX ± 0.010		SIZE SCALE MATERIAL		NOTED	
												.XX ± 0.010		A 1: 1 A S			
												.X ± 0.030		DRW BY: DATE:		PART NAME:	
												ANG. ± 1/2"		SU 10/30/18		PUMP & MAN 6 FUNC. BIROT MOS 8 QT-FR	
												REMOVE ALL BURRS AND SHARP EDGES .015 MAX		AP'D BY DATE:		PAGE: 3 OF 3	
																DWG NO.: P7731KS	
																REV: -	

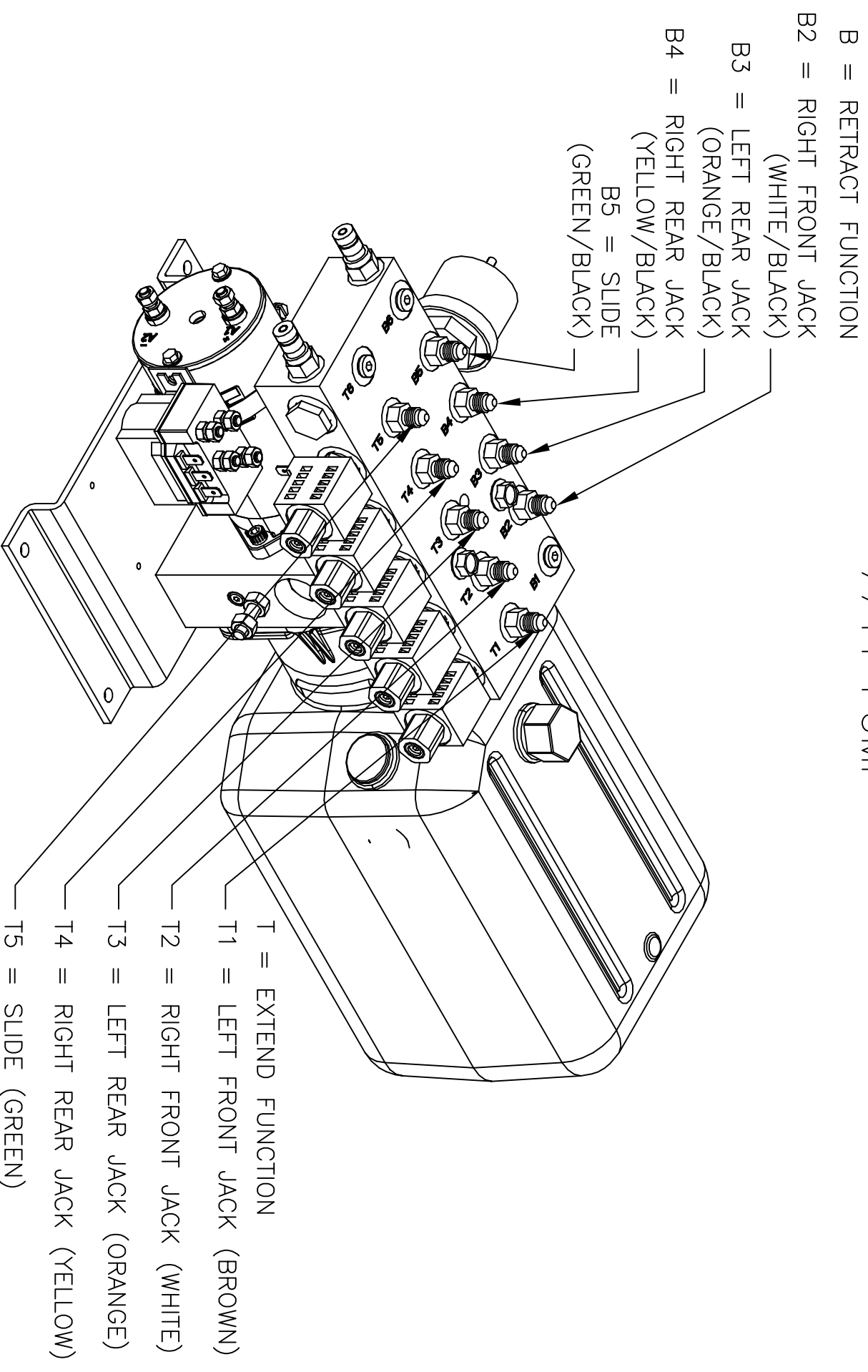
Warranty authorization must come directly from Equalizer Systems. (800) 846-9659.



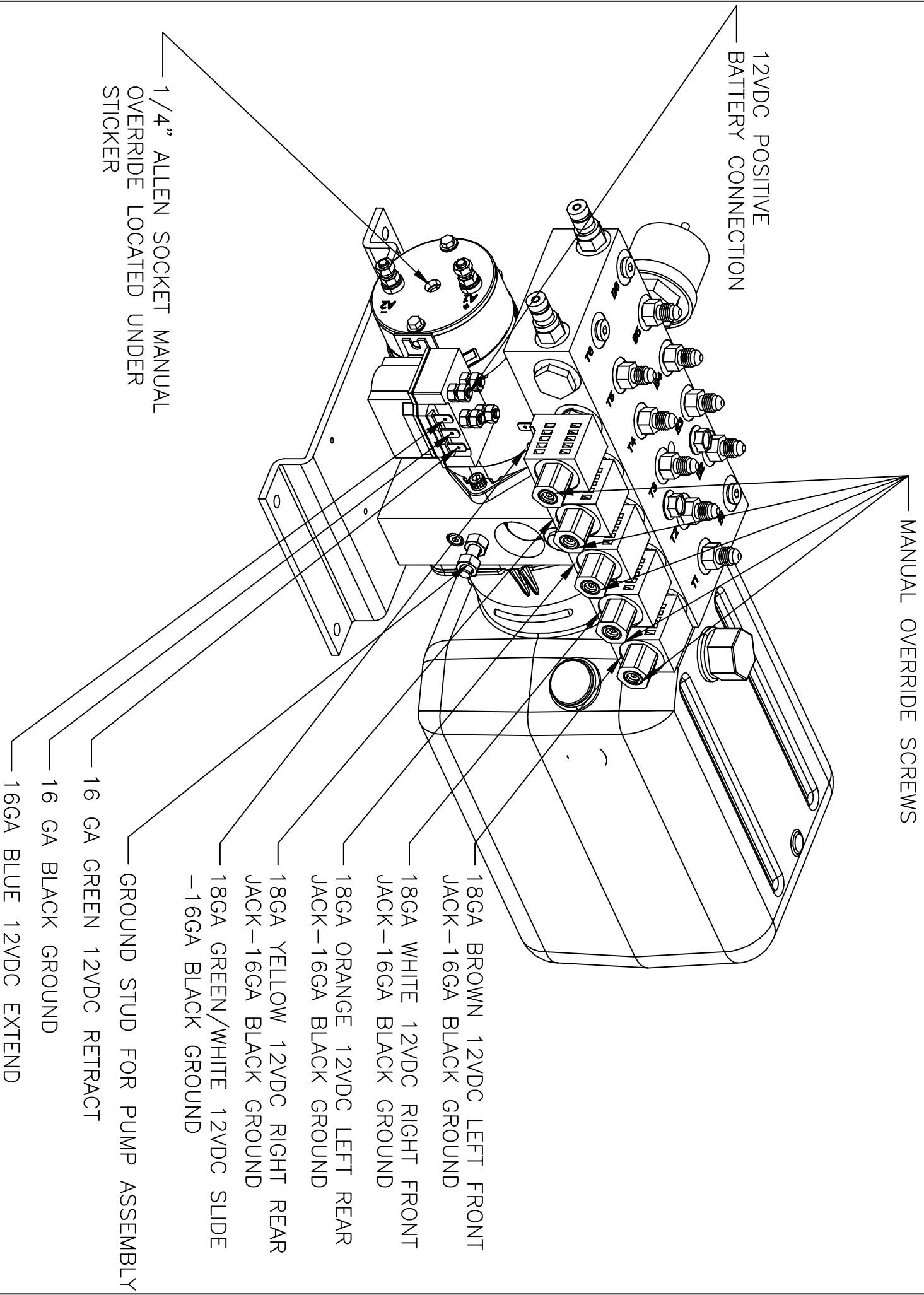
55169 COUNTY ROAD 3 ELKHART, IN 46515		#		REVISIONS		BY:		DATE:		UNLESS OTHERWISE SPECIFIED:		TITLE		USED ON:	
										TOLERANCES:		5 FUNCTION PUMP		4 POINT AUTOLEVEL SYSTEMS W/SLIDE	
										XXX ± 0.010		SIZE SCALE MATERIAL			
										XX ± 0.010		A 1: 1			
										X ANG. ± 1/2°		SU			
										REMOVE ALL BURRS AND SHARP EDGES .015 MAX		AP'D BY		DATE:	
												2/7/14		DATE:	
												2 OF 2		DATE:	
												2 OF 2		DATE:	

NOTICE - This drawing, including principles of design, is the property of Days Corporation, Elkhart, Indiana, with the agreement that it is not to be reproduced, copied, or loaned in any manner that may constitute a detriment directly or indirectly to Days Corporation. Acceptance of this will be construed as an agreement of the above.

HYDRAULIC HOSE CONNECTIONS 7744 PUMP



7744 PUMP WIRING



Warranty authorization must come directly from Equalizer Systems. (800) 846-9659.

Equalizer

55169 COUNTRY ROAD 3
ELKHART, IN 46515

NOTICE - This drawing, including principles of design, is the property of Dye Corporation, Elkhart, Indiana, with the agreement that it is not to be reproduced, copied, or loaned in any manner that may constitute a detriment directly or indirectly to Dye Corporation. Acceptance of this will be construed as an agreement of the above.

#

REVISIONS

BY:

DATE:

UNLESS OTHERWISE SPECIFIED:

TOLERANCES:

.XXX ± 0.010

.XX ± 0.010

.X ± 0.030

ANG. ± 1/2°

REMOVE ALL BURRS AND SHARP EDGES .015 MAX

TITLE
4 FUNCTION PUMP

USED ON:
4 POINT AUTOLEVEL SYSTEMS

SIZE SCALE MATERIAL

A 1: 1

DRW BY: DATE:

SU 10/10/13

AP'D BY DATE:

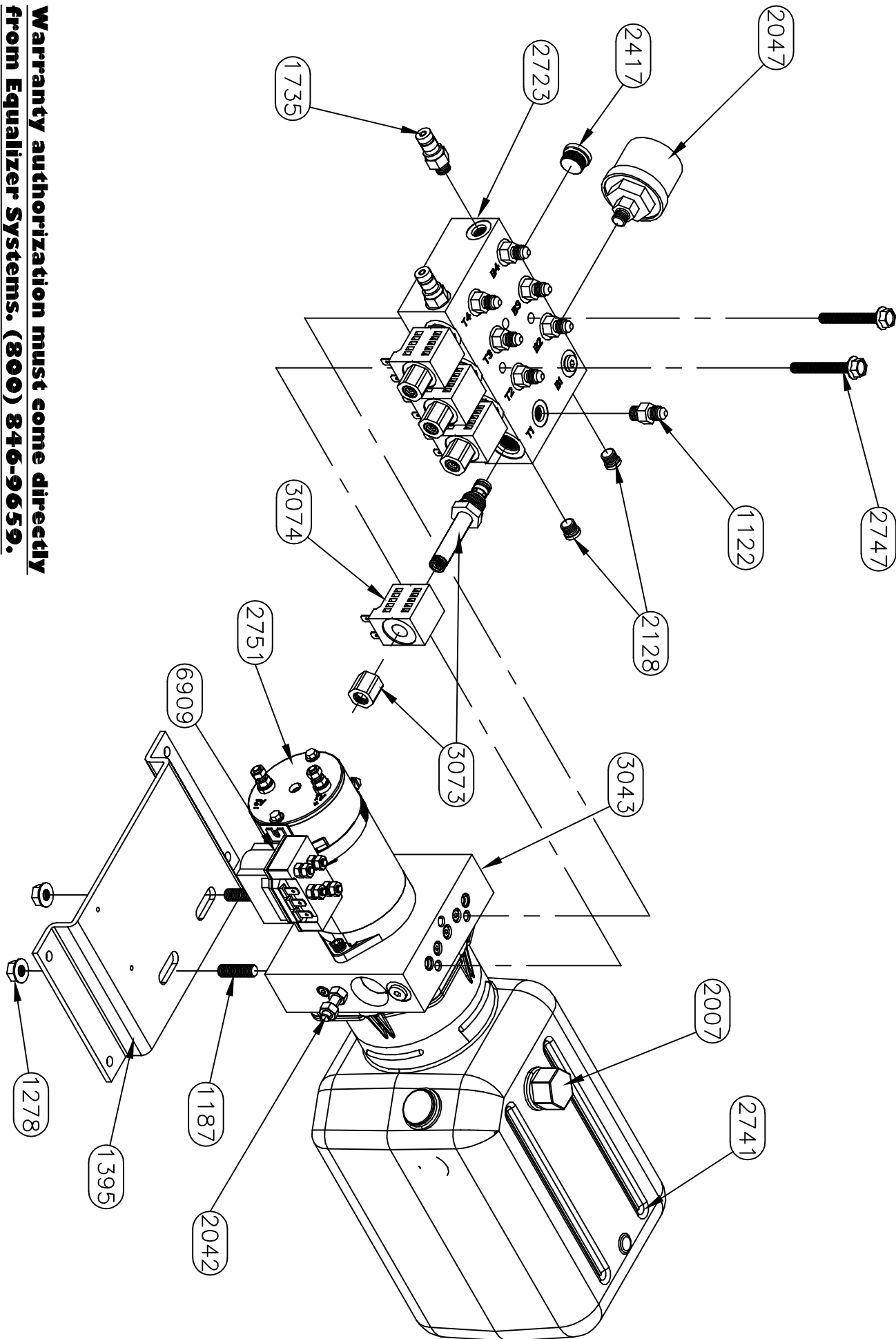
—

PART NAME:

PUMP & MAN 4 FUNC BIROT 3 IN-FRD

PAGE: 2 OF 2

REV: DWG NO.: 7801



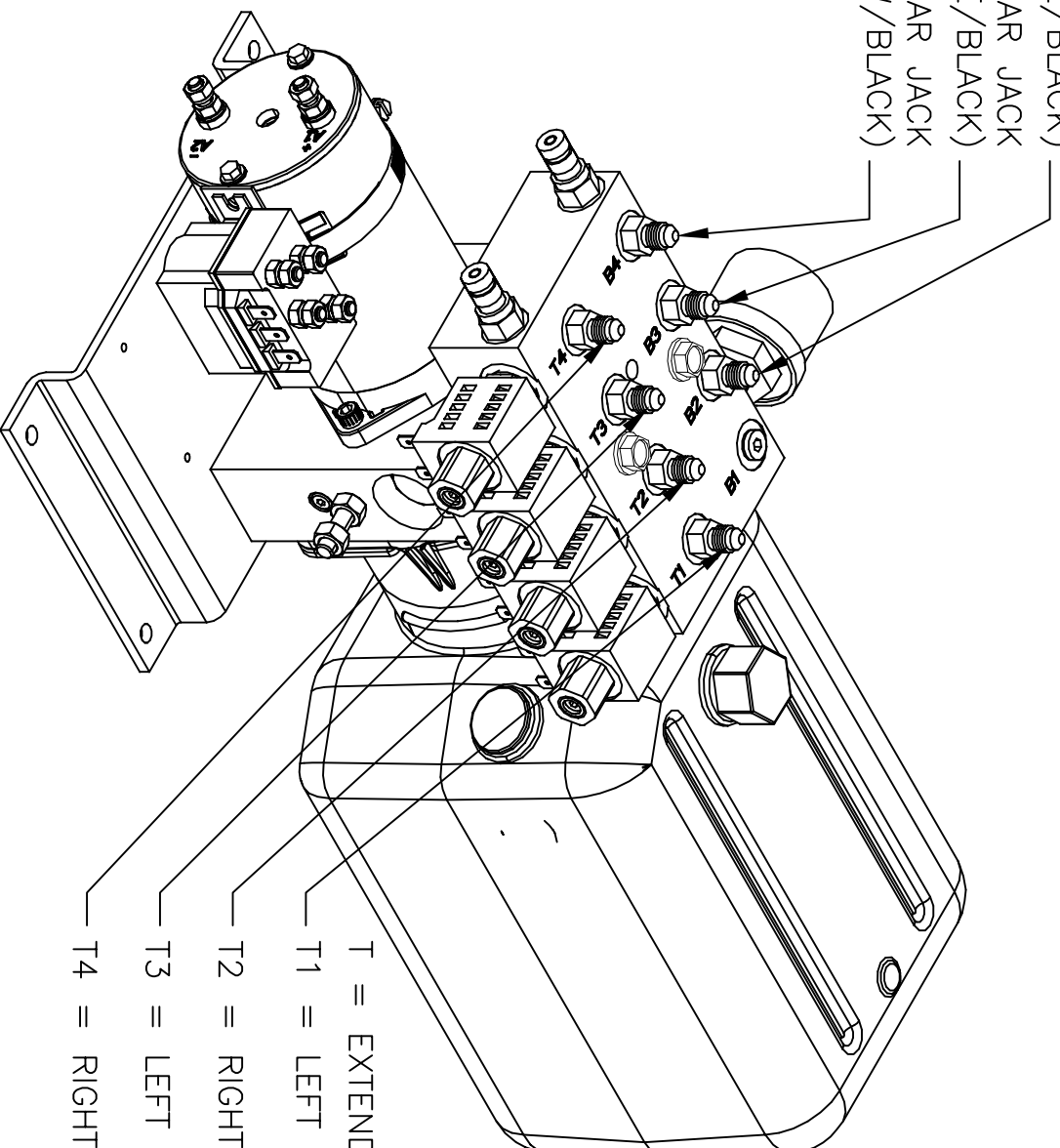
HYDRAULIC HOSE CONNECTIONS 7801 PUMP

B = RETRACT FUNCTION

B2 = RIGHT FRONT JACK
(WHITE/BLACK)

B3 = LEFT REAR JACK
(ORANGE/BLACK)

B4 = RIGHT REAR JACK
(YELLOW/BLACK)



T = EXTEND FUNCTION

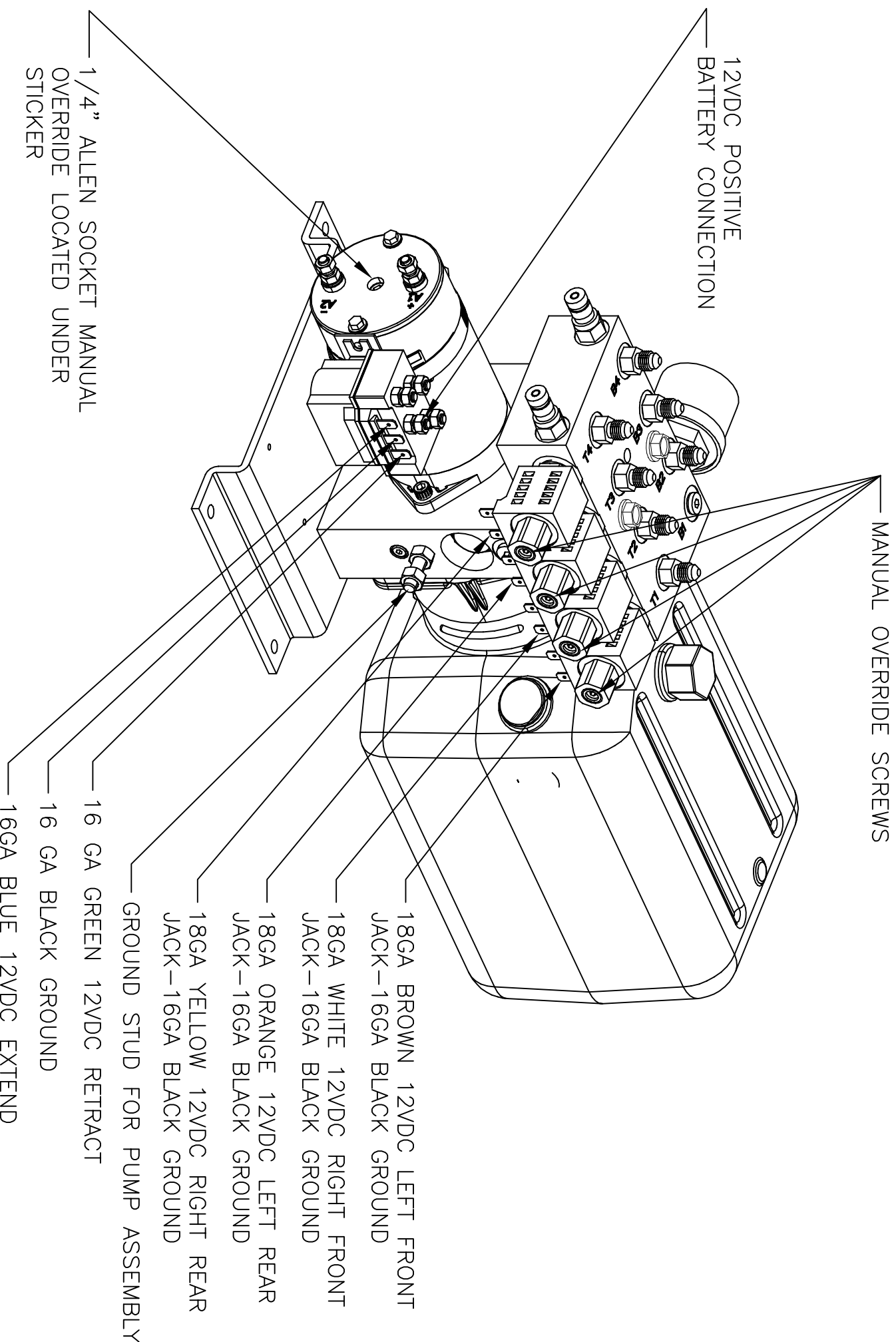
T1 = LEFT FRONT JACK (BROWN)


T2 = RIGHT FRONT JACK (WHITE)

T3 = LEFT REAR JACK (ORANGE)

T4 = RIGHT REAR JACK (YELLOW)

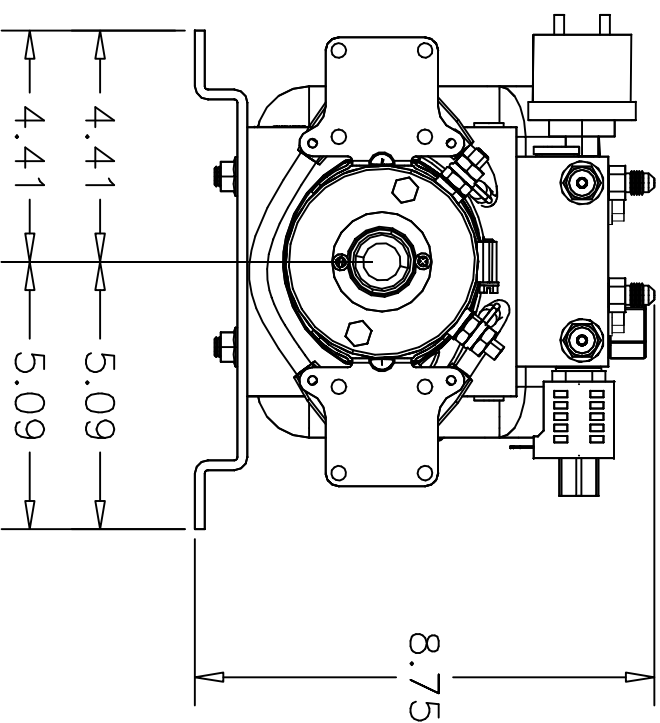
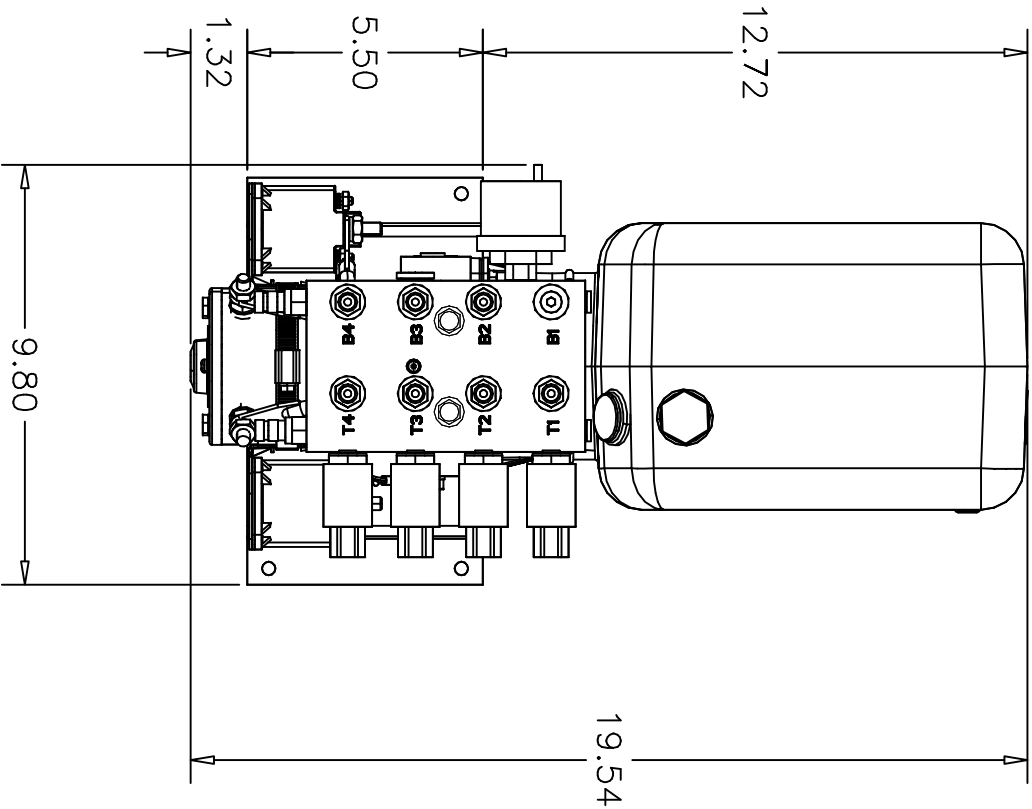
7801 PUMP WIRING





55169 COUNTY ROAD 3
ELKHART, IN 46515

#	REVISIONS	BY:	DATE:	UNLESS OTHERWISE SPECIFIED:	TITLE	USED ON:
				TOLERANCES:	4 FLUNC. BIROT. PUMP ASSEMBLY	FOREST RIVER
				XXX ± 0.010	SIZE SCALE MATERIAL	
				XX ± 0.010	A 1: 1	
				X ± 0.030	AS	
				ANG. ± 1/2	NOTED	
				REMOVE ALL BURS AND SHARP EDGES .015 MAX	DRW BY: SJ	PART NAME: PUMP & MAN 4 FLUNC BR MOS FRD
					DATE: 9/10/14	PAGE: 2 OF 3
						DWG NO: P79.31
						REV: —



Equalizer

55169 COUNTRY ROAD 3
ELKHART, IN 46515

#

REVISIONS

BY:

DATE:

UNLESS OTHERWISE
SPECIFIED:
TOLERANCES:
.XXX ± 0.010
.XX ± 0.010
.X ± 0.020
ANG. ± 1/2°
REMOVE ALL BURRS AND
SHARP EDGES .015 MAX

TITLE
4 FUNC. BIROT. PUMP ASSEMBLY

USED ON:
FOREST RIVER

SIZE SCALE MATERIAL
A 1:1 AS

NOTED

DRW BY: SU

DATE: 9/10/14

PART NAME:
PUMP & MAN 4 FUNC BR MOS FRD

AP'D BY: —

PAGE: 3 OF 3

DWG. NO.: P7931

REV: —

NOTICE – This drawing, including principles of design, is the property of Dye's Corporation, Elkhart, Indiana, with the agreement that it is not to be reproduced, copied, or loaned in any manner that may constitute a detriment directly or indirectly to Dye's Corporation. Acceptance of this will be construed as an agreement of the above.