



# **EQ SMART-LEVEL**

**ENTEGRA SYSTEM BOOK  
2015-2022**

## TABLE OF CONTENTS

2015 Aspire		6
2015 Anthem		6
2015 Cornerstone		7
2016 Aspire		8
2016 Aspire-Tag		9
2016 Anthem		10
2016 Cornerstone		11
2017 Aspire		12
2017 Apsire-Tag		13
2017 Anthem		14
2017 Cornerstone		15
2018 Apsire		16
2018 Apsire-Tag		17
2018 Anthem		18
2018 Cornerstone		19
2019 Vision 26X	Through 5/10/18	20
2019 Vision 26X	After 5/10/18	21
2019 Vision 29S	Through 5/10/18	22
2019 Vision 29S	After 5/10/18	23
2019 Vision 31V	Through 5/10/18	24
2019 Vision 31V	After 5/10/18	25
2019 Vision 31R	Through 5/10/18	24
2019 Vision 31R	After 5/10/18	25
2019 Emblem 36U	Through 5/10/18	26

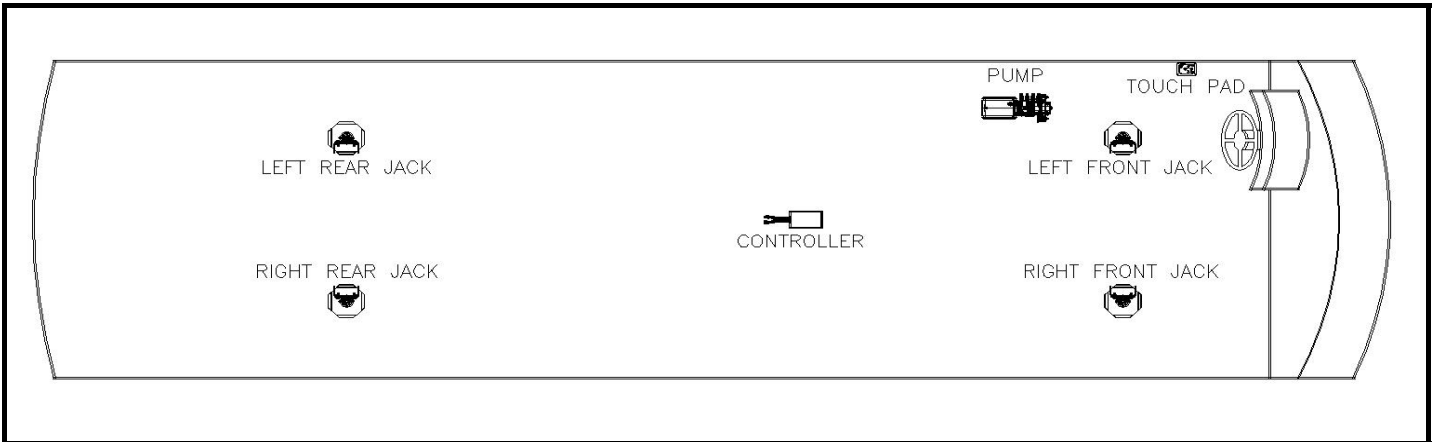
2019 Emblem 36U	After 5/10/18	27
2019 Emblem 36T	Through 5/10/18	26
2019 Emblem 36T	After 5/10/18	27
2019 Reatta		28
2019 Insignia		29
2019 Insignia-Tag		30
2019 Aspire		31
2019 Aspire-Tag		32
2019 Anthem		33
2019 Cornerstone		34
2020 Accolade		35
2020 Vision 26X		36
2020 Vision 27A		37
2020 Vision 29S		38
2020 Vision 29F, 31V		39
2020 Vision XL 34G, 33B		40
2020 Vision XL 36A		41
2020 Emblem		42
2020 Reatta		43
2020 Reatta XL		44
2020 Aspire 38M, 40P prior to 10/1/19		45
2020 Aspire 38M, 40P after 10/1/19		46
2020 Aspire 44B, 44F, 42DEQ, 44R, 44W		47
2020 Anthem		48

2020 Cornerstone	49
2021 Accolade	50
2021 Vision 26X	51
2021 Vision 27A	52
2021 Vision 29S	53
2021 Vision 29F, 31V	54
2021 Vision XL 34G, 36B	55
2021 Vision XL 36A	56
2021 Emblem	57
2021 Reatta	58
2021 Reatta XL	59
2021 Aspire	60
2021 Anthem	61
2021 Cornerstone	62
2022 Accolade	63
2022 Vision 26X	64
2022 Vision 27A	65
2022 Vision 29S	66
2022 Vision 29F, 31V	67
2022 Vision XL 34G, 36B	68
2022 Vision XL 36A, 36C	69
2022 Emblem	70
2022 Reatta	71
2022 Reatta XL	72
2022 Aspire	73



2022 Anthem		74
2022 Cornerstone		75
Jack Drawings	(7134, 7134TS, 7214, 7636)	76-85
Pump Drawings	(7545, 7545KS, 7948KS, 7953, 7953KS, 7960KS)	86-116
Hose Kits	(7547, 7952, 70091, 70109, 70110, 70111, 70112, 70239)	117-133
Wiring Schematic	(8630B, 8630C, 8738/8750, 8738C/8750 REV A, 8739, 8739 REV A)	134-139

**ENTEGRA CHART MY 2015  
ASPIRE ANTHEM MODELS**



**Notes:**

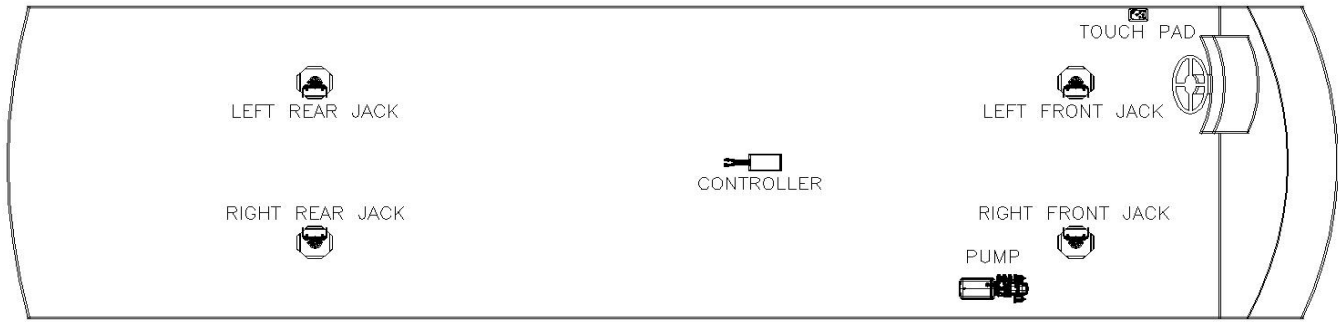
Jack assembly in list includes mount plate and hardware. To order a replacement jack assembly, use part number 7134.

Item, Length	Description / Location	Qty	Color	Equalizer Part No.
Kit	(Items listed below)	1		8750A & 8750B
Pump	4-Function, Jacks	1		7545
Jack	17,500 lbs, 18" Stroke	4		7134TS
Touch Pad	Located to the left of the drivers seat	1		3103
AL Controller	Attached to bottom of structure	1		2745U
Harness	Connects Pump to Controller	1		6799U
Harness	Connects Controller to Touch Pad	1		6800U
Hose Kit	Complete Set of Hoses	1		7547
Hose, 3'	Pump to Jack, Left Front Top	1	Brown Solid	2458
Hose, 4'	Pump to Jack, Left Front Bottom	1	Brown Stripe	2459
Hose, 8'	Pump to Jack, Right Front Top	1	White Solid	2463
Hose, 10'	Pump to Jack, Right Front Bottom	1	White Stripe	2465
Hose, 10'	LR Jack Bottom to RR Jack Bottom	1	Org. Stripe/Yel Stripe	2465
Hose, 34'	Pump to Jack, Right Rear Top	1	Yellow Solid	2484
Hose, 36'	Pump to Jack, Right Rear Bottom	1	Yellow Stripe	2486
Hose, 36'	Pump to Jack, Left Rear Top	1	Orange Solid	2486

**Options**


**Revisions**


**ENTEGRA CHART MY 2015  
CORNERSTONE**



**Notes:**

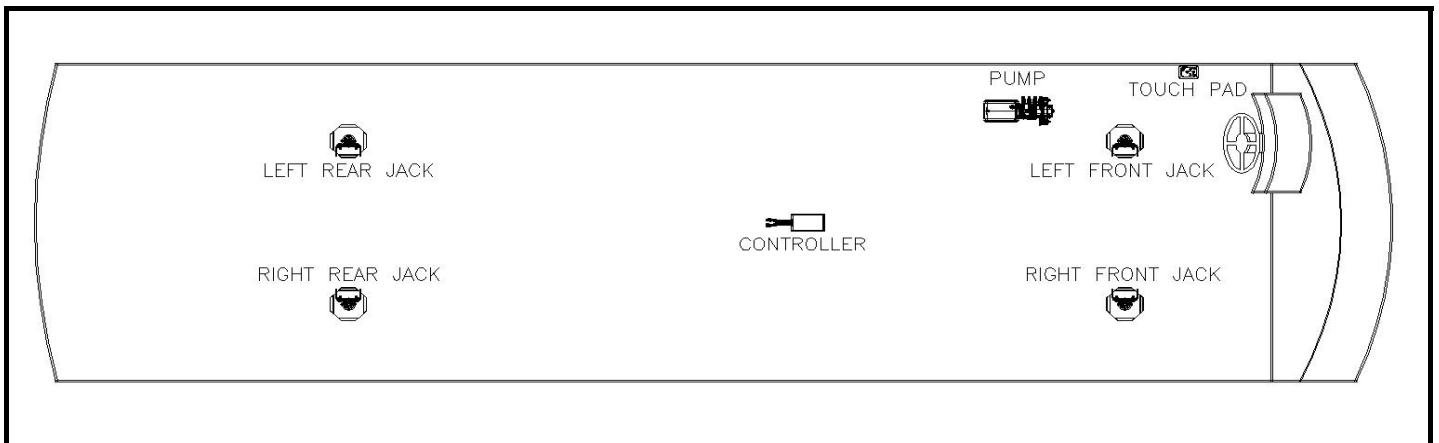
Jack assembly in list includes mount plate and hardware. To order a replacement jack assembly, use part number 7134.

Item, Length	Description / Location	Qty	Color	Equalizer Part No.
Kit	(Items listed below)	1		8750A & 8750B
Pump	4-Function, Jacks	1		7545
Jack	17,500 lbs, 18" Stroke	4		7134TS
Touch Pad	Located to the left of the drivers seat	1		3103
AL Controller	Attached to bottom of structure	1		2745U
Harness	Connects Pump to Controller	1		6799U
Harness	Connects Controller to Touch Pad	1		6800U
Hose Kit	Complete Set of Hoses	1		7547
Hose, 3'	Pump to Jack, Right Front Top	1	White Solid	2458
Hose, 4'	Pump to Jack, Right Front Bottom	1	White Stripe	2459
Hose, 8'	Pump to Jack, Left Front Top	1	Brown Solid	2463
Hose, 10'	Pump to Jack, Left Front Bottom	1	Brown Stripe	2465
Hose, 10'	LR Jack Bottom to RR Jack Bottom	1	Org. Stripe/Yel Stripe	2465
Hose, 34'	Pump to Jack, Right Rear Top	1	Yellow Solid	2484
Hose, 36'	Pump to Jack, Right Rear Bottom	1	Yellow Stripe	2486
Hose, 36'	Pump to Jack, Left Rear Top	1	Orange Solid	2486

**Options**


**Revisions**


**ENTEGRA MY 2016  
ASPIRE**



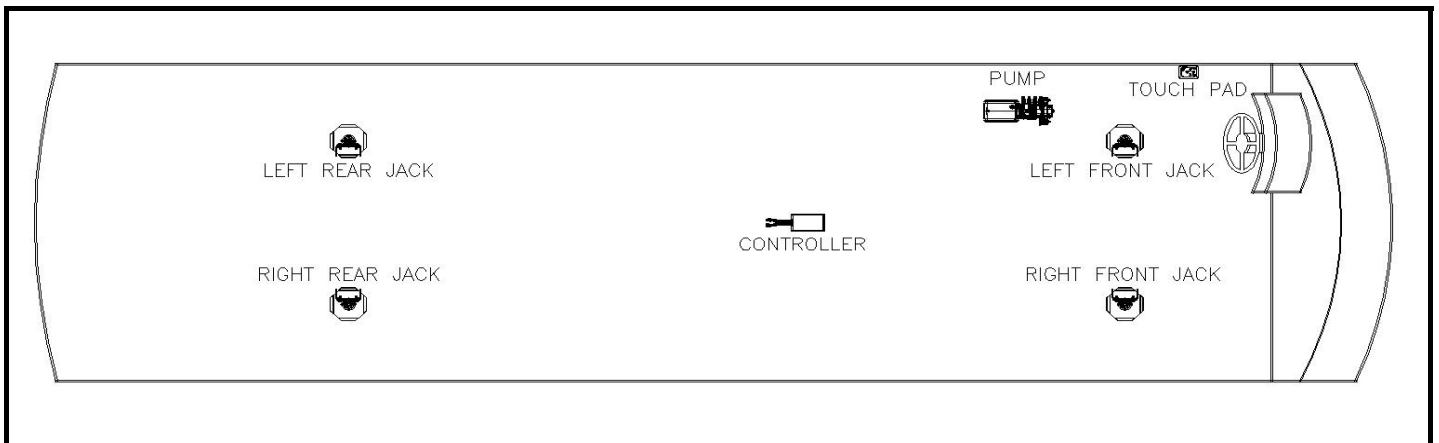
**Notes:**


Item, Length	Description / Location	Qty	Color	Equalizer Part No.
Kit	(Items listed below)	1		8739A & 8739B
Pump	4-Function, Jacks	1		7953
Jack	12,000 lbs, 16" Stroke	4		7214
Touch Pad	Located to the left of the drivers seat	1		3103
AL Controller	Attached to bottom of structure	1		2745U
Harness	Connects Pump to Controller	1		6799U
Harness	Connects Controller to Touch Pad	1		6800U
Hose Kit	Complete Set of Hoses	1		7547
Hose, 3'	Pump to Jack, Left Front Top	1	Brown Solid	2458
Hose, 4'	Pump to Jack, Left Front Bottom	1	Brown Stripe	2459
Hose, 8'	Pump to Jack, Right Front Top	1	White Solid	2463
Hose, 10'	Pump to Jack, Right Front Bottom	1	White Stripe	2465
Hose, 10'	LR Jack Bottom to RR Jack Bottom	1	Org. Stripe/Yel Stripe	2465
Hose, 34'	Pump to Jack, Right Rear Top	1	Yellow Solid	2484
Hose, 36'	Pump to Jack, Right Rear Bottom	1	Yellow Stripe	2486
Hose, 36'	Pump to Jack, Left Rear Top	1	Orange Solid	2486


**Options**


**Revisions**


**ENTEGRA MY 2016  
ASPIRE-TAG AXLE**



**Notes:**

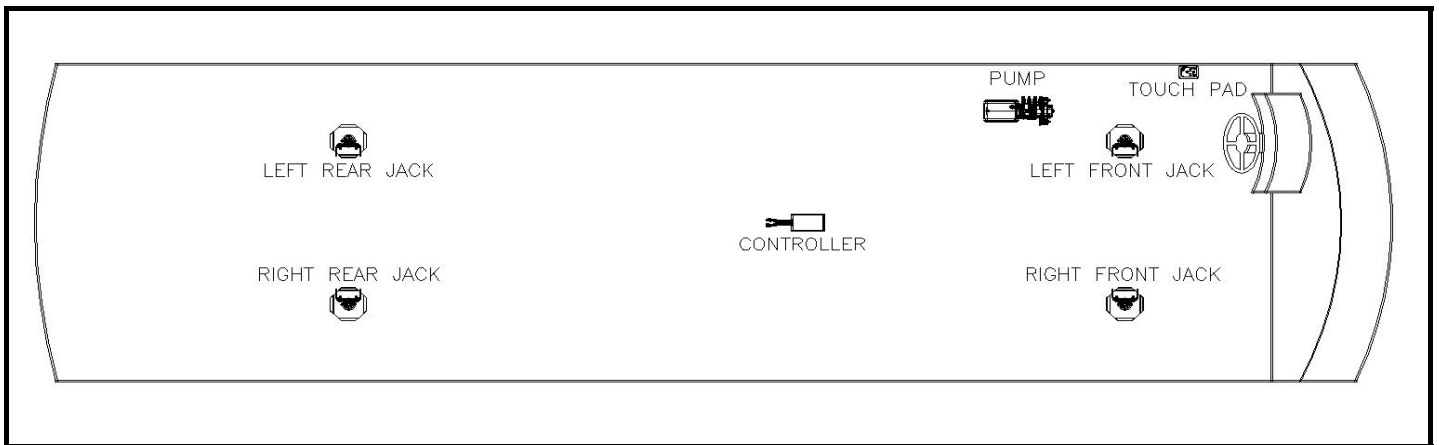
Item, Length	Description / Location	Qty	Color	Equalizer Part No.
Kit	(Items listed below)	1		8738A & 8738B
Pump	4-Function, Jacks	1		7545
Jack	12,000 lbs, 16" Stroke/Front	2		7214
Jack	17,500 lbs, 18" Stroke/Rear	2		7134
Touch Pad	Located to the left of the drivers seat	1		3103
AL Controller	Attached to bottom of structure	1		2745U
Harness	Connects Pump to Controller	1		6799U
Harness	Connects Controller to Touch Pad	1		6800U
Hose Kit	Complete Set of Hoses	1		7547
Hose, 3'	Pump to Jack, Left Front Top	1	Brown Solid	2458
Hose, 4'	Pump to Jack, Left Front Bottom	1	Brown Stripe	2459
Hose, 8'	Pump to Jack, Right Front Top	1	White Solid	2463
Hose, 10'	Pump to Jack, Right Front Bottom	1	White Stripe	2465
Hose, 10'	LR Jack Bottom to RR Jack Bottom	1	Org. Stripe/Yel Stripe	2465
Hose, 34'	Pump to Jack, Right Rear Top	1	Yellow Solid	2484
Hose, 36'	Pump to Jack, Right Rear Bottom	1	Yellow Stripe	2486
Hose, 36'	Pump to Jack, Left Rear Top	1	Orange Solid	2486


Options				

Revisions				



**ENTEGRA MY 2016  
ANTHEM**



**Notes:**

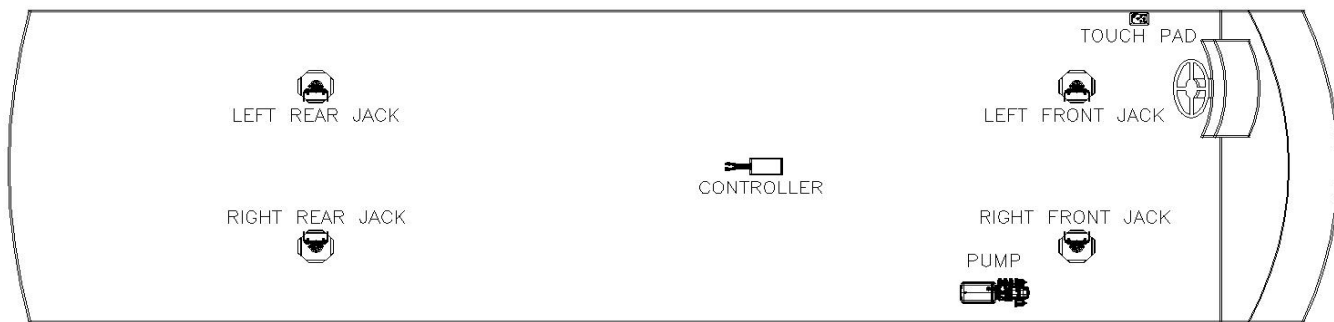
Jack assembly in list includes mount plate and hardware. To order a replacement jack assembly, use part number 7134.

Item, Length	Description / Location	Qty	Color	Equalizer Part No.
Kit	(Items listed below)	1		8750A & 8750B
Pump	4-Function, Jacks	1		7545
Jack	17,500 lbs, 18" Stroke	4		7134TS
Touch Pad	Located to the left of the drivers seat	1		3103
AL Controller	Attached to bottom of structure	1		2745U
Harness	Connects Pump to Controller	1		6799U
Harness	Connects Controller to Touch Pad	1		6800U
Hose Kit	Complete Set of Hoses	1		7547
Hose, 3'	Pump to Jack, Left Front Top	1	Brown Solid	2458
Hose, 4'	Pump to Jack, Left Front Bottom	1	Brown Stripe	2459
Hose, 8'	Pump to Jack, Right Front Top	1	White Solid	2463
Hose, 10'	Pump to Jack, Right Front Bottom	1	White Stripe	2465
Hose, 10'	LR Jack Bottom to RR Jack Bottom	1	Org. Stripe/Yel Stripe	2465
Hose, 34'	Pump to Jack, Right Rear Top	1	Yellow Solid	2484
Hose, 36'	Pump to Jack, Right Rear Bottom	1	Yellow Stripe	2486
Hose, 36'	Pump to Jack, Left Rear Top	1	Orange Solid	2486

**Options**


**Revisions**


**ENTEGRA MY2016  
CORNERSTONE**



**Notes:**

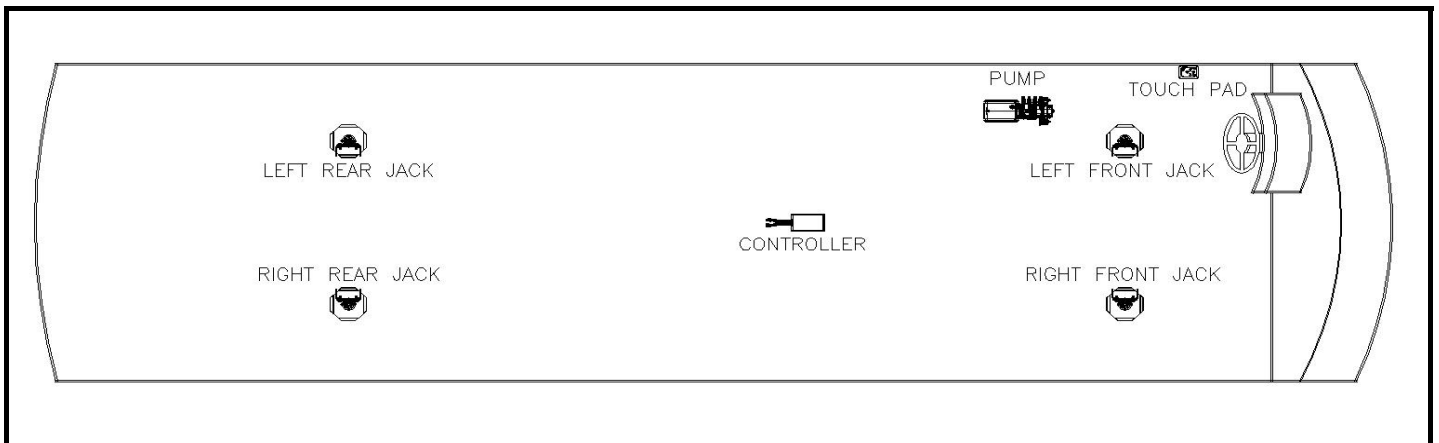
Jack assembly in list includes mount plate and hardware. To order a replacement jack assembly, use part number 7134.

Item, Length	Description / Location	Qty	Color	Equalizer Part No.
Kit	(Items listed below)	1		8750A & 8750B
Pump	4-Function, Jacks	1		7545
Jack	17,500 lbs, 18" Stroke	4		7134TS
Touch Pad	Located to the left of the drivers seat	1		3103
AL Controller	Attached to bottom of structure	1		2745U
Harness	Connects Pump to Controller	1		6799U
Harness	Connects Controller to Touch Pad	1		6800U
Hose Kit	Complete Set of Hoses	1		7547
Hose, 3'	Pump to Jack, Right Front Top	1	White Solid	2458
Hose, 4'	Pump to Jack, Right Front Bottom	1	White Stripe	2459
Hose, 8'	Pump to Jack, Left Front Top	1	Brown Solid	2463
Hose, 10'	Pump to Jack, Left Front Bottom	1	Brown Stripe	2465
Hose, 10'	LR Jack Bottom to RR Jack Bottom	1	Org. Stripe/Yel Stripe	2465
Hose, 34'	Pump to Jack, Right Rear Top	1	Yellow Solid	2484
Hose, 36'	Pump to Jack, Right Rear Bottom	1	Yellow Stripe	2486
Hose, 36'	Pump to Jack, Left Rear Top	1	Orange Solid	2486

**Options**


**Revisions**


**ENTEGRA MY 2017  
ASPIRE**



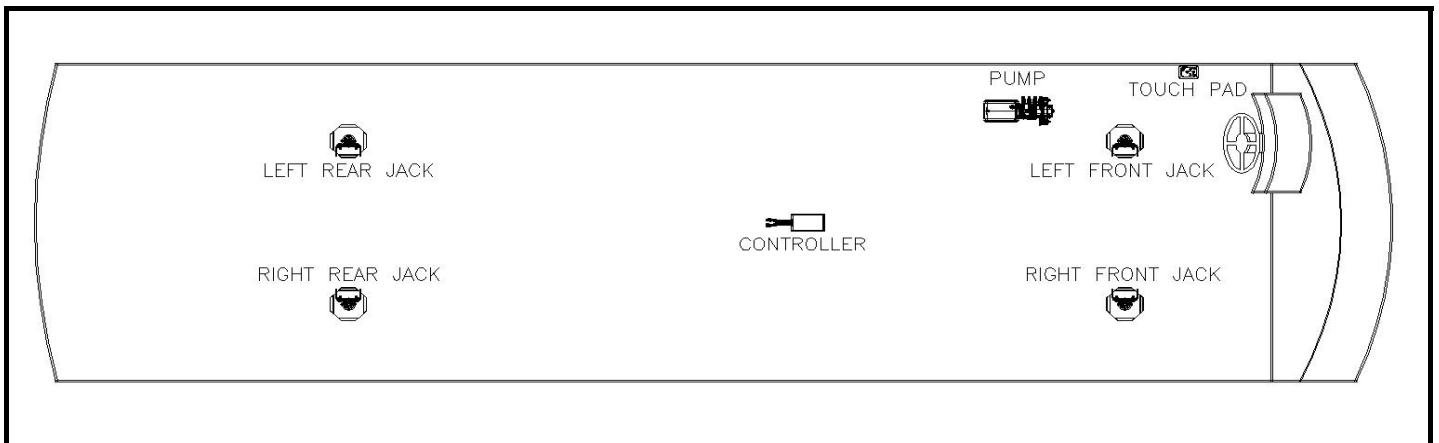
**Notes:**

Item, Length	Description / Location	Qty	Color	Equalizer Part No.
Kit	(Items listed below)	1		8769 & 8770A
Pump	4-Function, Jacks	1		7953
Jack	12,000 lbs, 16" Stroke	4		7214
Touch Pad	Located to the left of the drivers seat	1		3103
AL Controller	Attached to bottom of structure	1		2745U
Harness	Connects Pump to Controller	1		6799U
Harness	Connects Controller to Touch Pad	1		6800U
Hose Kit	Complete Set of Hoses	1		7547
Hose, 3'	Pump to Jack, Left Front Top	1	Brown Solid	2458
Hose, 4'	Pump to Jack, Left Front Bottom	1	Brown Stripe	2459
Hose, 8'	Pump to Jack, Right Front Top	1	White Solid	2463
Hose, 10'	Pump to Jack, Right Front Bottom	1	White Stripe	2465
Hose, 10'	LR Jack Bottom to RR Jack Bottom	1	Org. Stripe/Yel Stripe	2465
Hose, 34'	Pump to Jack, Right Rear Top	1	Yellow Solid	2484
Hose, 36'	Pump to Jack, Right Rear Bottom	1	Yellow Stripe	2486
Hose, 36'	Pump to Jack, Left Rear Top	1	Orange Solid	2486


Options				

Revisions				

**ENTEGRA MY 2017  
ASPIRE-TAG AXLE**



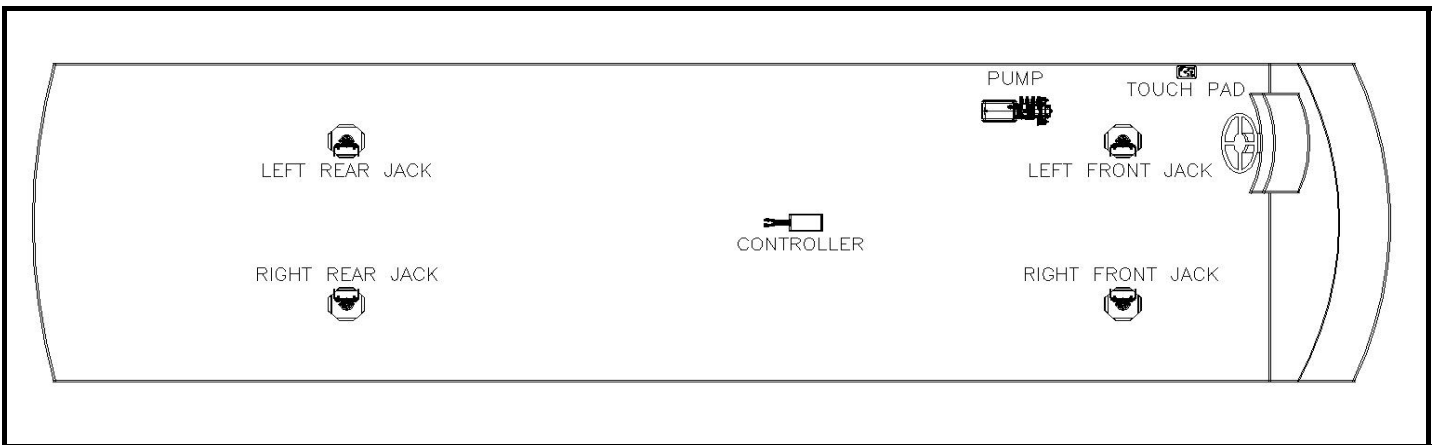
**Notes:**

Item, Length	Description / Location	Qty	Color	Equalizer Part No.
Kit	(Items listed below)	1		8769 & 8770B
Pump	4-Function, Jacks	1		7545
Jack	12,000 lbs, 16" Stroke/Front	2		7214
Jack	17,500 lbs, 18" Stroke/Rear	2		7134
Touch Pad	Located to the left of the drivers seat	1		3103
AL Controller	Attached to bottom of structure	1		2745U
Harness	Connects Pump to Controller	1		6799U
Harness	Connects Controller to Touch Pad	1		6800U
Hose Kit	Complete Set of Hoses	1		7547
Hose, 3'	Pump to Jack, Left Front Top	1	Brown Solid	2458
Hose, 4'	Pump to Jack, Left Front Bottom	1	Brown Stripe	2459
Hose, 8'	Pump to Jack, Right Front Top	1	White Solid	2463
Hose, 10'	Pump to Jack, Right Front Bottom	1	White Stripe	2465
Hose, 10'	LR Jack Bottom to RR Jack Bottom	1	Org. Stripe/Yel Stripe	2465
Hose, 34'	Pump to Jack, Right Rear Top	1	Yellow Solid	2484
Hose, 36'	Pump to Jack, Right Rear Bottom	1	Yellow Stripe	2486
Hose, 36'	Pump to Jack, Left Rear Top	1	Orange Solid	2486


Options				

Revisions				

**ENTEGRA MY 2017  
ANTHEM**



**Notes:**

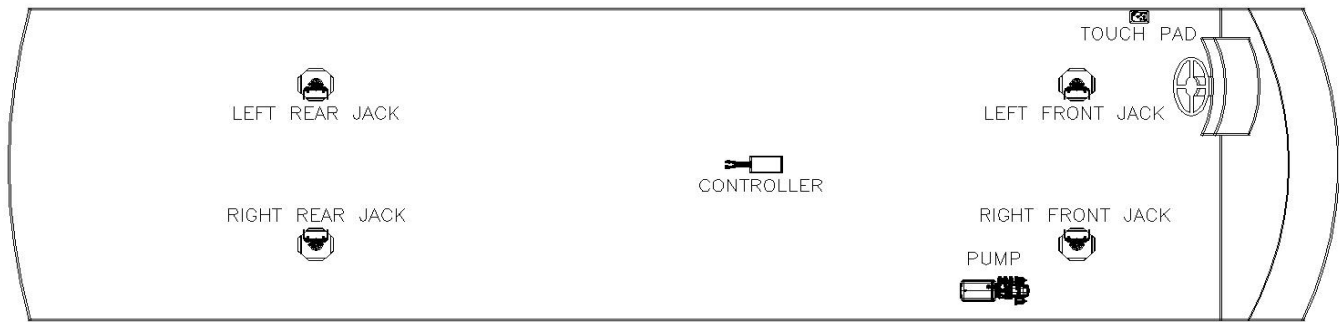

Item, Length	Description / Location	Qty	Color	Equalizer Part No.
Kit	(Items listed below)	1		8769 & 8770C
Pump	4-Function, Jacks	1		7545
Jack	17,500 lbs, 18" Stroke	4		7134
Touch Pad	Located to the left of the drivers seat	1		3103
AL Controller	Attached to bottom of structure	1		2745U
Harness	Connects Pump to Controller	1		6799U
Harness	Connects Controller to Touch Pad	1		6800U
Hose Kit	Complete Set of Hoses	1		7547
Hose, 3'	Pump to Jack, Left Front Top	1	Brown Solid	2458
Hose, 4'	Pump to Jack, Left Front Bottom	1	Brown Stripe	2459
Hose, 8'	Pump to Jack, Right Front Top	1	White Solid	2463
Hose, 10'	Pump to Jack, Right Front Bottom	1	White Stripe	2465
Hose, 10'	LR Jack Bottom to RR Jack Bottom	1	Org. Stripe/Yel Stripe	2465
Hose, 34'	Pump to Jack, Right Rear Top	1	Yellow Solid	2484
Hose, 36'	Pump to Jack, Right Rear Bottom	1	Yellow Stripe	2486
Hose, 36'	Pump to Jack, Left Rear Top	1	Orange Solid	2486


**Options**


**Revisions**




**ENTEGRA MY 2017  
CORNERSTONE**



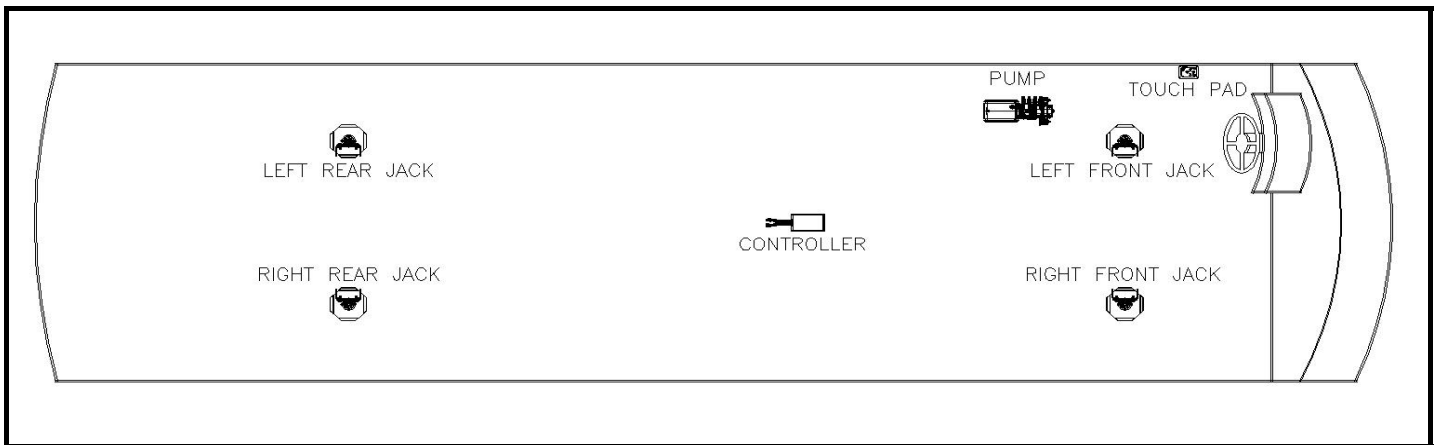
**Notes:**

Item, Length	Description / Location	Qty	Color	Equalizer Part No.
Kit	(Items listed below)	1		8769 & 8770C
Pump	4-Function, Jacks	1		7545
Jack	17,500 lbs, 18" Stroke	4		7134
Touch Pad	Located to the left of the drivers seat	1		3103
AL Controller	Attached to bottom of structure	1		2745U
Harness	Connects Pump to Controller	1		6799U
Harness	Connects Controller to Touch Pad	1		6800U
Hose Kit	Complete Set of Hoses	1		7547
Hose, 3'	Pump to Jack, Right Front Top	1	White Solid	2458
Hose, 4'	Pump to Jack, Right Front Bottom	1	White Stripe	2459
Hose, 8'	Pump to Jack, Left Front Top	1	Brown Solid	2463
Hose, 10'	Pump to Jack, Left Front Bottom	1	Brown Stripe	2465
Hose, 10'	LR Jack Bottom to RR Jack Bottom	1	Org. Stripe/Yel Stripe	2465
Hose, 34'	Pump to Jack, Right Rear Top	1	Yellow Solid	2484
Hose, 36'	Pump to Jack, Right Rear Bottom	1	Yellow Stripe	2486
Hose, 36'	Pump to Jack, Left Rear Top	1	Orange Solid	2486

**Options**

**Revisions**

**ENTEGRA MY 2018  
ASPIRE**



**Notes:**

Beginning in June of 2017 pump changed from 7953 to 7953KS

Item, Length	Description / Location	Qty	Color	Equalizer Part No.
Kit	(Items listed below)	1		8769 & 8770A
Pump	4-Function, Jacks	1		7953KS
Jack	12,000 lbs, 16" Stroke	4		7214
Touch Pad	Located to the left of the drivers seat	1		3103
AL Controller	Attached to bottom of structure	1		2745U
Harness	Connects Pump to Controller	1		6799U
Harness	Connects Controller to Touch Pad	1		6800U
Hose Kit	Complete Set of Hoses	1		7547
Hose, 3'	Pump to Jack, Left Front Top	1	Brown Solid	2458
Hose, 4'	Pump to Jack, Left Front Bottom	1	Brown Stripe	2459
Hose, 8'	Pump to Jack, Right Front Top	1	White Solid	2463
Hose, 10'	Pump to Jack, Right Front Bottom	1	White Stripe	2465
Hose, 10'	LR Jack Bottom to RR Jack Bottom	1	Org. Stripe/Yel Stripe	2465
Hose, 34'	Pump to Jack, Right Rear Top	1	Yellow Solid	2484
Hose, 36'	Pump to Jack, Right Rear Bottom	1	Yellow Stripe	2486
Hose, 36'	Pump to Jack, Left Rear Top	1	Orange Solid	2486

**Options**

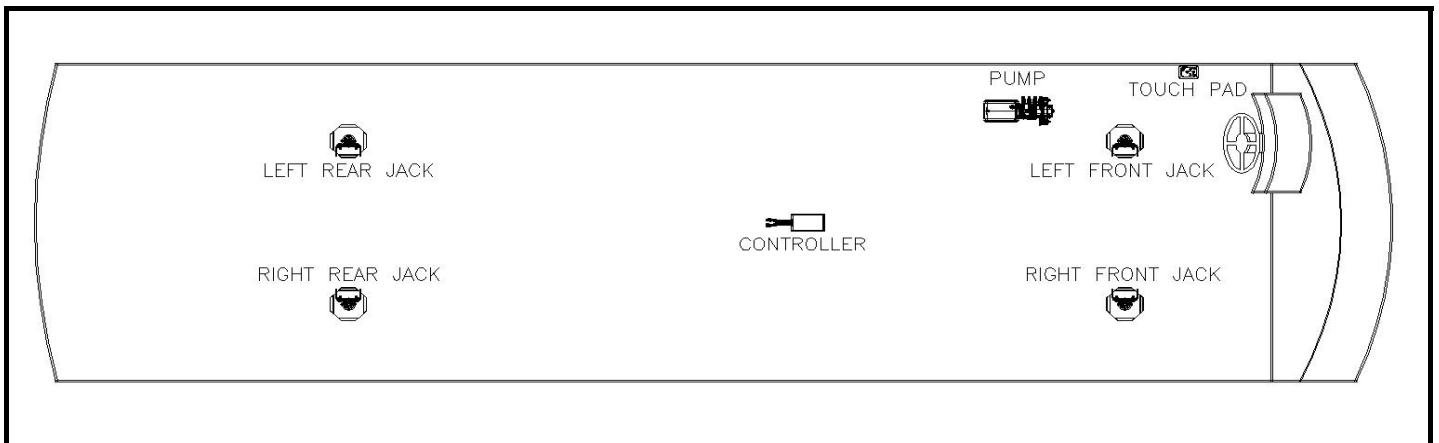

**Revisions**


Diagram illustrating the interior layout of the vehicle, showing the locations of the Left Rear Jack, Right Rear Jack, Left Front Jack, Right Front Jack, Pump, Touch Pad, and Controller.



[illegible]


**ENTEGRA MY 2018  
ANTHEM**



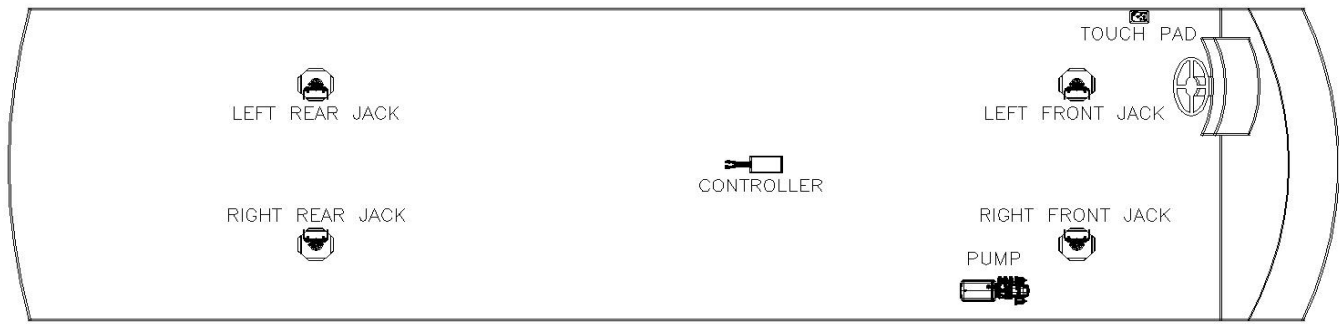
**Notes:**

Item, Length	Description / Location	Qty	Color	Equalizer Part No.
Kit	(Items listed below)	1		8769 & 8770C
Pump	4-Function, Jacks	1		7545
Jack	17,500 lbs, 18" Stroke	4		7134
Touch Pad	Located to the left of the drivers seat	1		3103
AL Controller	Attached to bottom of structure	1		2745U
Harness	Connects Pump to Controller	1		6799U
Harness	Connects Controller to Touch Pad	1		6800U
Hose Kit	Complete Set of Hoses	1		7547
Hose, 3'	Pump to Jack, Left Front Top	1	Brown Solid	2458
Hose, 4'	Pump to Jack, Left Front Bottom	1	Brown Stripe	2459
Hose, 8'	Pump to Jack, Right Front Top	1	White Solid	2463
Hose, 10'	Pump to Jack, Right Front Bottom	1	White Stripe	2465
Hose, 10'	LR Jack Bottom to RR Jack Bottom	1	Org. Stripe/Yel Stripe	2465
Hose, 34'	Pump to Jack, Right Rear Top	1	Yellow Solid	2484
Hose, 36'	Pump to Jack, Right Rear Bottom	1	Yellow Stripe	2486
Hose, 36'	Pump to Jack, Left Rear Top	1	Orange Solid	2486


Options				

Revisions				

**ENTEGRA MY 2018  
CORNERSTONE**



**Notes:**


Item, Length	Description / Location	Qty	Color	Equalizer Part No.
Kit	(Items listed below)	1		8769 & 8770C
Pump	4-Function, Jacks	1		7545
Jack	17,500 lbs, 18" Stroke	4		7134
Touch Pad	Located to the left of the drivers seat	1		3103
AL Controller	Attached to bottom of structure	1		2745U
Harness	Connects Pump to Controller	1		6799U
Harness	Connects Controller to Touch Pad	1		6800U
Hose Kit	Complete Set of Hoses	1		7547
Hose, 3'	Pump to Jack, Right Front Top	1	White Solid	2458
Hose, 4'	Pump to Jack, Right Front Bottom	1	White Stripe	2459
Hose, 8'	Pump to Jack, Left Front Top	1	Brown Solid	2463
Hose, 10'	Pump to Jack, Left Front Bottom	1	Brown Stripe	2465
Hose, 10'	LR Jack Bottom to RR Jack Bottom	1	Org. Stripe/Yel Stripe	2465
Hose, 34'	Pump to Jack, Right Rear Top	1	Yellow Solid	2484
Hose, 36'	Pump to Jack, Right Rear Bottom	1	Yellow Stripe	2486
Hose, 36'	Pump to Jack, Left Rear Top	1	Orange Solid	2486

**Options**

**Revisions**



**MY2019  
VISION 26X  
(Shipped to Jayco through 5/10/18)**



**Notes:**

Item, Length	Description / Location	Qty	Color	Equalizer Part No.
Kit	(Items listed below)	1		
Pump	4-Function, Jacks	1		7960KS
Jacks	7,500 lbs, 15" Stroke Jacks	4		7636
Touch Pad	Located in dash left of driver	1		3103
AL Controller	Attached to bottom of structure	1		3197U
Harness	Connects Controller & Touch Pad	1		6127U
Harness	Connects Controller & Pump	1		6799U
Hose Kit	Complete Set of Hoses	1		70109
Hose, 4'	Pump to Jack, Right Rear Top	1	Yellow Solid	2459
Hose, 4'	Pump to Jack, Right Rear Bottom	1	Yellow Stripe	2459
Hose, 8'	LR Jack Bottom to RR Jack Bottom	1	Orange/Yellow Stripe	2463
Hose, 8'	Pump to Jack, Left Rear Top	1	Orange Solid	2463
Hose, 12'	LF Jack Bottom to RF Jack Bottom	1	Brown/White Stripe	2467
Hose, 18'	Pump to Jack, Right Front Top	1	White Solid	2473
Hose, 18'	Pump to Jack, Right Front Bottom	1	White Stripe	2473
Hose, 20'	Pump to Jack, Left Front Top	1	Brown Solid	2475

**Options**


**Revisions**

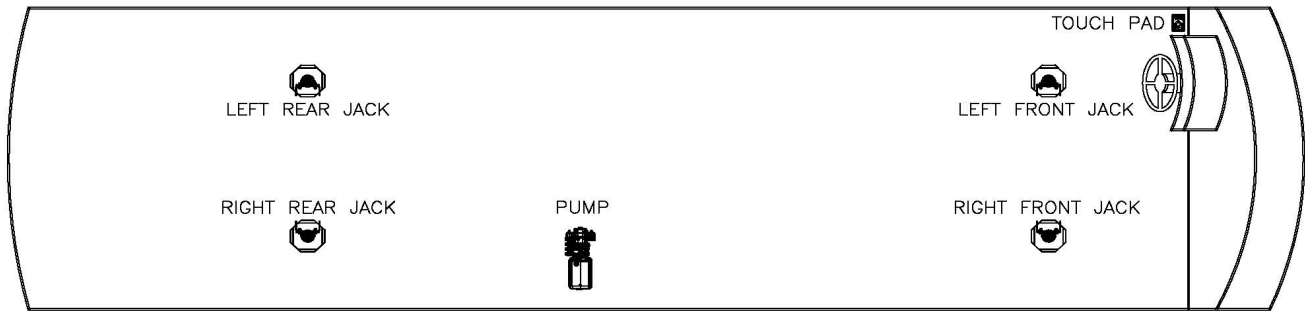

Diagram illustrating the locations of the jacks and pump on the vehicle chassis:

- LEFT REAR JACK
- RIGHT REAR JACK
- LEFT FRONT JACK
- RIGHT FRONT JACK
- PUMP
- TOUCH PAD

After May 10th, 2018 the controls were changed to Smart Level

ENTEGRA MY 2019 PARTS CHART.xls 6/13/2018

**MY2019  
VISION 29S  
(Shipped to Jayco through 5/10/18)**



**Notes:**

Item, Length	Description / Location	Qty	Color	Equalizer Part No.
Kit	(Items listed below)	1		
Pump	4-Function, Jacks	1		7960KS
Jacks	7,500 lbs, 15" Stroke Jacks	4		7636
Touch Pad	Located in dash left of driver	1		3103
AL Controller	Attached to bottom of structure	1		3197U
Harness	Connects Controller & Touch Pad	1		6127U
Harness	Connects Controller & Pump	1		6799U
Hose Kit	Complete Set of Hoses	1		70111
Hose, 8'	LR Jack Bottom to RR Jack Bottom	1	Orange/Yellow Stripe	2463
Hose, 10'	Pump to Jack, Right Rear Top	1	Yellow Solid	2465
Hose, 10'	Pump to Jack, Right Rear Bottom	1	Yellow Stripe	2465
Hose, 12'	LF Jack Bottom to RF Jack Bottom	1	Brown/White Stripe	2467
Hose, 12'	Pump to Jack, Right Front Top	1	White Solid	2467
Hose, 14'	Pump to Jack, Right Front Bottom	1	White Stripe	2469
Hose, 14'	Pump to Jack, Left Rear Top	1	Orange Solid	2469
Hose, 16'	Pump to Jack, Left Front Top	1	Brown Solid	2471

**Options**


**Revisions**


Diagram illustrating the location of the jacks and pump on the rear of the vehicle:

- LEFT REAR JACK
- RIGHT REAR JACK
- PUMP
- LEFT FRONT JACK
- RIGHT FRONT JACK
- TOUCH PAD

After May 10th, 2018 the controls were changed to Smart Level

ENTEGRA MY 2019 PARTS CHART.xls 6/13/2018

**MY2019  
VISION 31V 31R  
(Shipped to Jayco through 5/10/18)**



**Notes:**

Item, Length	Description / Location	Qty	Color	Equalizer Part No.
Kit	(Items listed below)	1		
Pump	4-Function, Jacks	1		7960KS
Jacks	7,500 lbs, 15" Stroke Jacks	4		7636
Touch Pad	Located in dash left of driver	1		3103
AL Controller	Attached to bottom of structure	1		3197U
Harness	Connects Controller & Touch Pad	1		6127U
Harness	Connects Controller & Pump	1		6799U
Hose Kit	Complete Set of Hoses	1		70110
Hose, 4'	Pump to Jack, Right Rear Top	1	Yellow Solid	2459
Hose, 4'	Pump to Jack, Right Rear Bottom	1	Yellow Stripe	2459
Hose, 8'	LR Jack Bottom to RR Jack Bottom	1	Orange/Yellow Stripe	2463
Hose, 8'	Pump to Jack, Left Rear Top	1	Orange Solid	2463
Hose, 12'	LF Jack Bottom to RF Jack Bottom	1	Brown/White Stripe	2467
Hose, 22'	Pump to Jack, Right Front Top	1	White Solid	2476
Hose, 22'	Pump to Jack, Right Front Bottom	1	White Stripe	2476
Hose, 24'	Pump to Jack, Left Front Top	1	Brown Solid	2478

**Options**

**Revisions**



**MY2019  
VISION 31V 31R  
(Shipped to Jayco after 5/10/18)**




**Notes:**

Item, Length	Description / Location	Qty	Color	Equalizer Part No.
Kit	(Items listed below)	1		
Pump	4-Function, Jacks	1		7960KS
Jacks	7,500 lbs, 15" Stroke Jacks	4		7636
Control Panel	Located in dash left of driver	1		3197SBT
Harness	Connects Control Panel & Pump	1		6147
Hose Kit	Complete Set of Hoses	1		70110
Hose, 4'	Pump to Jack, Right Rear Top	1	Yellow Solid	2459
Hose, 4'	Pump to Jack, Right Rear Bottom	1	Yellow Stripe	2459
Hose, 8'	LR Jack Bottom to RR Jack Bottom	1	Orange/Yellow Stripe	2463
Hose, 8'	Pump to Jack, Left Rear Top	1	Orange Solid	2463
Hose, 12'	LF Jack Bottom to RF Jack Bottom	1	Brown/White Stripe	2467
Hose, 22'	Pump to Jack, Right Front Top	1	White Solid	2476
Hose, 22'	Pump to Jack, Right Front Bottom	1	White Stripe	2476
Hose, 24'	Pump to Jack, Left Front Top	1	Brown Solid	2478

**Options**

**Revisions**

**MY2019**  
**EMBLEM 36U 36T**  
 (Shipped to Jayco through 5/10/18)



**Notes:**

Item, Length	Description / Location	Qty	Color	Equalizer Part No.
Kit	(Items listed below)	1		
Pump	4-Function, Jacks	1		7948KS
Jacks	7,500 lbs, 15" Stroke Jacks	4		7636
Touch Pad	Located in dash left of driver	1		3103
AL Controller	Attached to bottom of structure	1		3197U
Harness	Connects Controller & Touch Pad	1		6127U
Harness	Connects Controller & Pump	1		6799U
Hose Kit	Complete Set of Hoses	1		70091
Hose, 8'	LR Jack Bottom to RR Jack Bottom	1	Orange/Yellow Stripe	2463
Hose, 10'	Pump to Jack, Left Rear Top	1	Orange Solid	2465
Hose, 10'	Pump to Jack, Left Rear Bottom	1	Orange Stripe	2465
Hose, 10'	Pump to Jack, Right Rear Top	1	Yellow Solid	2465
Hose, 12'	LF Jack Bottom to RF Jack Bottom	1	Brown/White Stripe	2467
Hose, 32'	Pump to Jack, Left Front Top	1	Brown Solid	2482
Hose, 32'	Pump to Jack, Left Front Bottom	1	Brown Stripe	2482
Hose, 34'	Pump to Jack, Right Front Top	1	White Solid	2484


Options				

Revisions				

Diagram of the rear of the vehicle showing the location of the pump, jacks, and touch pad. The pump is located on the left side. The left rear jack is located below the pump. The right rear jack is located below the left rear jack. The left front jack is located on the right side, near the touch pad. The right front jack is located below the left front jack. The touch pad is located on the right side, near the front of the vehicle.

After May 10th, 2018 the controls were changed to Smart Level

[illegible][illegible]

Revisions	

Diagram illustrating the interior layout of the vehicle, showing the positions of the four jacks (Left Rear, Right Rear, Left Front, Right Front), the Pump, the Touch Pad, and the Controller.



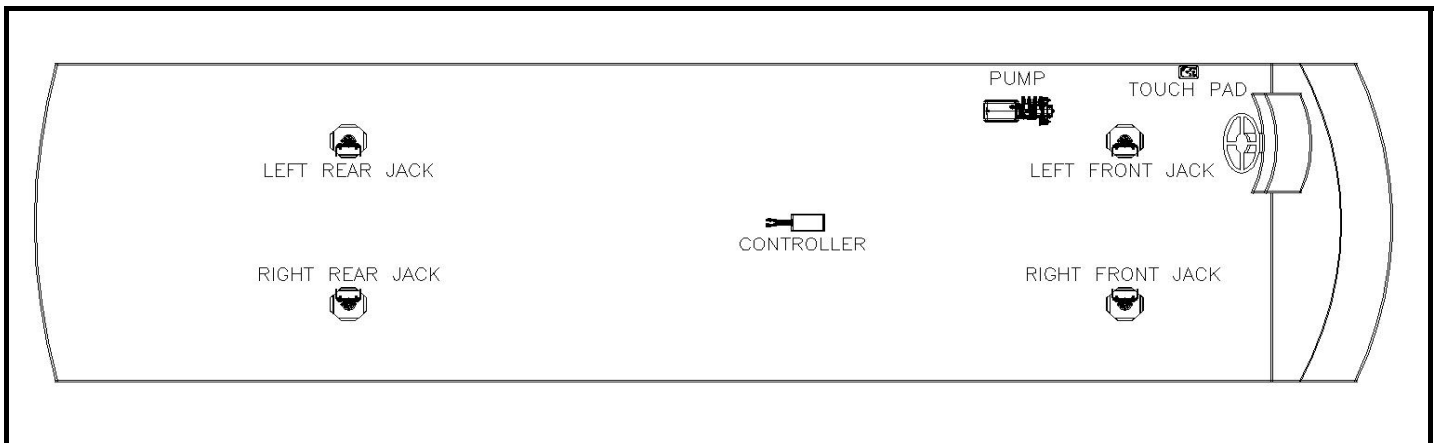
[illegible]


Diagram illustrating the interior layout of the vehicle, showing the positions of the four jacks (Left Rear, Right Rear, Left Front, Right Front), the Pump, the Touch Pad, and the Controller.



[illegible]


**ENTEGRA MY 2019  
INSIGNIA-TAG AXLE**



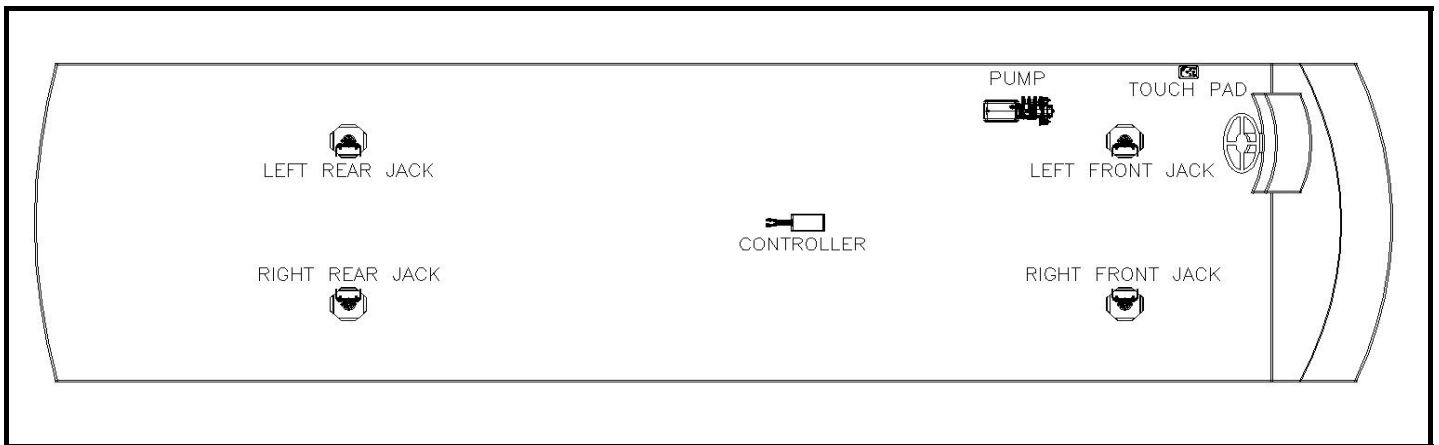
**Notes:**


Item, Length	Description / Location	Qty	Color	Equalizer Part No.
Kit	(Items listed below)	1		8769 & 8770B
Pump	4-Function, Jacks	1		7545
Jack	12,000 lbs, 16" Stroke/Front	2		7214
Jack	17,500 lbs, 18" Stroke/Rear	2		7134
Touch Pad	Located to the left of the drivers seat	1		3103
AL Controller	Attached to bottom of structure	1		2745U
Harness	Connects Pump to Controller	1		6799U
Harness	Connects Controller to Touch Pad	1		6800U
Hose Kit	Complete Set of Hoses	1		7547
Hose, 3'	Pump to Jack, Left Front Top	1	Brown Solid	2458
Hose, 4'	Pump to Jack, Left Front Bottom	1	Brown Stripe	2459
Hose, 8'	Pump to Jack, Right Front Top	1	White Solid	2463
Hose, 10'	Pump to Jack, Right Front Bottom	1	White Stripe	2465
Hose, 10'	LR Jack Bottom to RR Jack Bottom	1	Org. Stripe/Yel Stripe	2465
Hose, 34'	Pump to Jack, Right Rear Top	1	Yellow Solid	2484
Hose, 36'	Pump to Jack, Right Rear Bottom	1	Yellow Stripe	2486
Hose, 36'	Pump to Jack, Left Rear Top	1	Orange Solid	2486


**Options**


**Revisions**


**ENTEGRA MY 2019  
ASPIRE**



**Notes:**

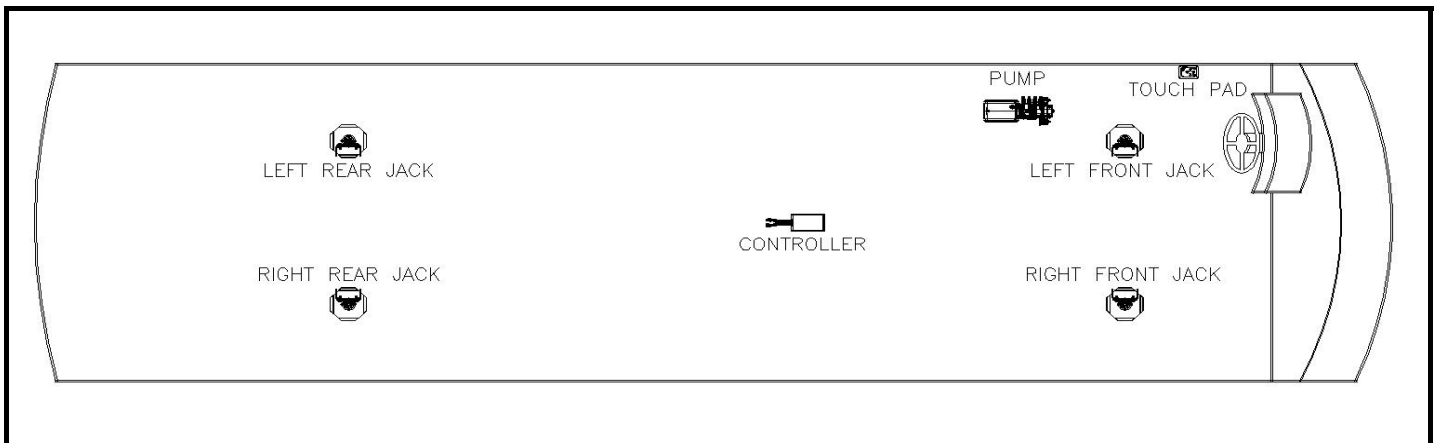
Beginning in June of 2017 pump changed from 7953 to 7953KS

Item, Length	Description / Location	Qty	Color	Equalizer Part No.
Kit	(Items listed below)	1		8769 & 8770A
Pump	4-Function, Jacks	1		7953KS
Jack	12,000 lbs, 16" Stroke	4		7214
Touch Pad	Located to the left of the drivers seat	1		3103
AL Controller	Attached to bottom of structure	1		2745U
Harness	Connects Pump to Controller	1		6799U
Harness	Connects Controller to Touch Pad	1		6800U
Hose Kit	Complete Set of Hoses	1		7547
Hose, 3'	Pump to Jack, Left Front Top	1	Brown Solid	2458
Hose, 4'	Pump to Jack, Left Front Bottom	1	Brown Stripe	2459
Hose, 8'	Pump to Jack, Right Front Top	1	White Solid	2463
Hose, 10'	Pump to Jack, Right Front Bottom	1	White Stripe	2465
Hose, 10'	LR Jack Bottom to RR Jack Bottom	1	Org. Stripe/Yel Stripe	2465
Hose, 34'	Pump to Jack, Right Rear Top	1	Yellow Solid	2484
Hose, 36'	Pump to Jack, Right Rear Bottom	1	Yellow Stripe	2486
Hose, 36'	Pump to Jack, Left Rear Top	1	Orange Solid	2486

**Options**


**Revisions**


**ENTEGRA MY 2019  
ASPIRE-TAG AXLE**



**Notes:**

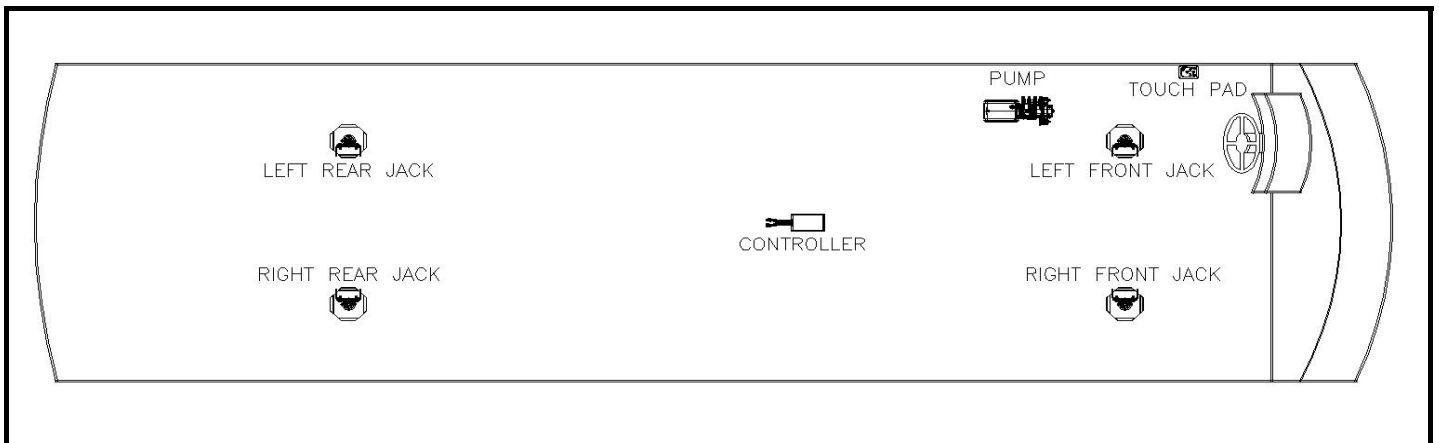

Item, Length	Description / Location	Qty	Color	Equalizer Part No.
Kit	(Items listed below)	1		8769 & 8770B
Pump	4-Function, Jacks	1		7545
Jack	12,000 lbs, 16" Stroke/Front	2		7214
Jack	17,500 lbs, 18" Stroke/Rear	2		7134
Touch Pad	Located to the left of the drivers seat	1		3103
AL Controller	Attached to bottom of structure	1		2745U
Harness	Connects Pump to Controller	1		6799U
Harness	Connects Controller to Touch Pad	1		6800U
Hose Kit	Complete Set of Hoses	1		7547
Hose, 3'	Pump to Jack, Left Front Top	1	Brown Solid	2458
Hose, 4'	Pump to Jack, Left Front Bottom	1	Brown Stripe	2459
Hose, 8'	Pump to Jack, Right Front Top	1	White Solid	2463
Hose, 10'	Pump to Jack, Right Front Bottom	1	White Stripe	2465
Hose, 10'	LR Jack Bottom to RR Jack Bottom	1	Org. Stripe/Yel Stripe	2465
Hose, 34'	Pump to Jack, Right Rear Top	1	Yellow Solid	2484
Hose, 36'	Pump to Jack, Right Rear Bottom	1	Yellow Stripe	2486
Hose, 36'	Pump to Jack, Left Rear Top	1	Orange Solid	2486


**Options**


**Revisions**




**ENTEGRA MY 2019  
ANTHEM**



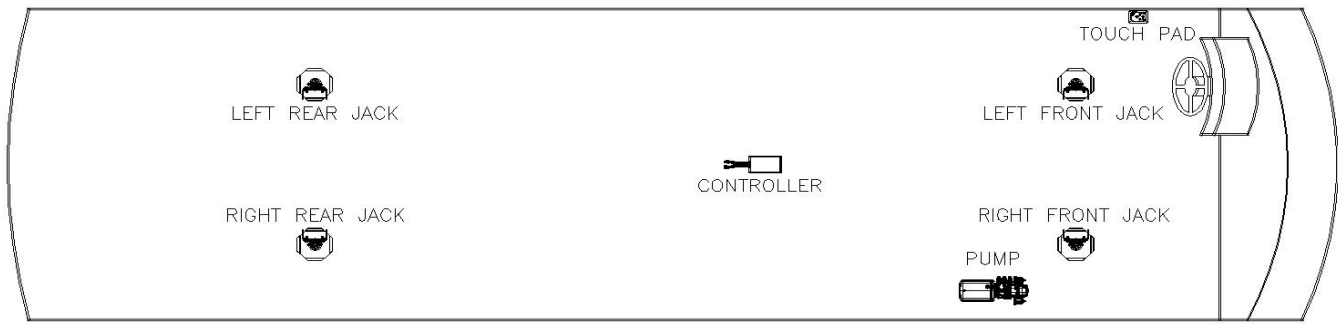
**Notes:**

Item, Length	Description / Location	Qty	Color	Equalizer Part No.
Kit	(Items listed below)	1		8769 & 8770C
Pump	4-Function, Jacks	1		7545
Jack	17,500 lbs, 18" Stroke	4		7134
Touch Pad	Located to the left of the drivers seat	1		3103
AL Controller	Attached to bottom of structure	1		2745U
Harness	Connects Pump to Controller	1		6799U
Harness	Connects Controller to Touch Pad	1		6800U
Hose Kit	Complete Set of Hoses	1		7547
Hose, 3'	Pump to Jack, Left Front Top	1	Brown Solid	2458
Hose, 4'	Pump to Jack, Left Front Bottom	1	Brown Stripe	2459
Hose, 8'	Pump to Jack, Right Front Top	1	White Solid	2463
Hose, 10'	Pump to Jack, Right Front Bottom	1	White Stripe	2465
Hose, 10'	LR Jack Bottom to RR Jack Bottom	1	Org. Stripe/Yel Stripe	2465
Hose, 34'	Pump to Jack, Right Rear Top	1	Yellow Solid	2484
Hose, 36'	Pump to Jack, Right Rear Bottom	1	Yellow Stripe	2486
Hose, 36'	Pump to Jack, Left Rear Top	1	Orange Solid	2486


Options				

Revisions				

**ENTEGRA MY 2019  
CORNERSTONE**



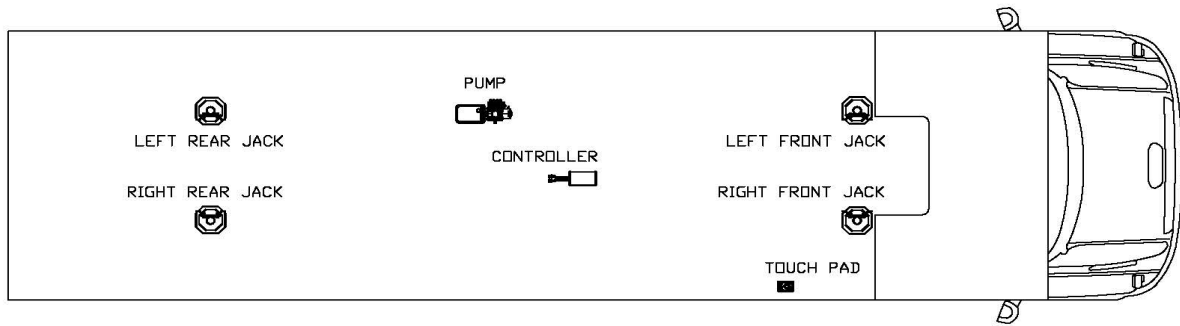
**Notes:**

Item, Length	Description / Location	Qty	Color	Equalizer Part No.
Kit	(Items listed below)	1		8769 & 8770C
Pump	4-Function, Jacks	1		7545
Jack	17,500 lbs, 18" Stroke	4		7134
Touch Pad	Located to the left of the drivers seat	1		3103
AL Controller	Attached to bottom of structure	1		2745U
Harness	Connects Pump to Controller	1		6799U
Harness	Connects Controller to Touch Pad	1		6800U
Hose Kit	Complete Set of Hoses	1		7547
Hose, 3'	Pump to Jack, Right Front Top	1	White Solid	2458
Hose, 4'	Pump to Jack, Right Front Bottom	1	White Stripe	2459
Hose, 8'	Pump to Jack, Left Front Top	1	Brown Solid	2463
Hose, 10'	Pump to Jack, Left Front Bottom	1	Brown Stripe	2465
Hose, 10'	LR Jack Bottom to RR Jack Bottom	1	Org. Stripe/Yel Stripe	2465
Hose, 34'	Pump to Jack, Right Rear Top	1	Yellow Solid	2484
Hose, 36'	Pump to Jack, Right Rear Bottom	1	Yellow Stripe	2486
Hose, 36'	Pump to Jack, Left Rear Top	1	Orange Solid	2486

**Options**

**Revisions**

**ENTEGRA MY2020**  
**ACCOLADE - 37K, 37HJ, 37RB, 37TS, 37L**



**Notes:**

Item, Length	Description / Location	Qty	Color	Equalizer Part No.
Kit	(Items listed below)			
Pump	4-Function, Jacks	1		7948KS
Jacks	12,000 lbs, 16" Stroke Jacks	4		7214
Touch Pad	Located near entry door	1		3103
AL Controller	Attached to bottom of structure	1		2745U
Harness	Connects Controller & Touch Pad	1		6975U
Harness	Connects Controller & Pump	1		6955U
Hose Kit	Complete Set of Hoses	1		7952
Hose, 8'	LF Jack Bottom to RF Jack Bottom	1	Brown/White Stripe	2463
Hose, 8'	LR Jack Bottom to RR Jack Bottom	1	Orange/Yellow Stripe	2463
Hose, 10'	Pump to Jack, Left Rear Top	1	Orange Solid	2465
Hose, 10'	Pump to Jack, Left Rear Bottom	1	Orange Stripe	2465
Hose, 12'	Pump to Jack, Right Rear Top	1	Yellow Solid	2467
Hose, 16'	Pump to Jack, Left Front Top	1	Brown Solid	2471
Hose, 18'	Pump to Jack, Left Front Bottom	1	Brown Stripe	2473
Hose, 18'	Pump to Jack, Right Front Top	1	White Solid	2473

**Options**


**Revisions**

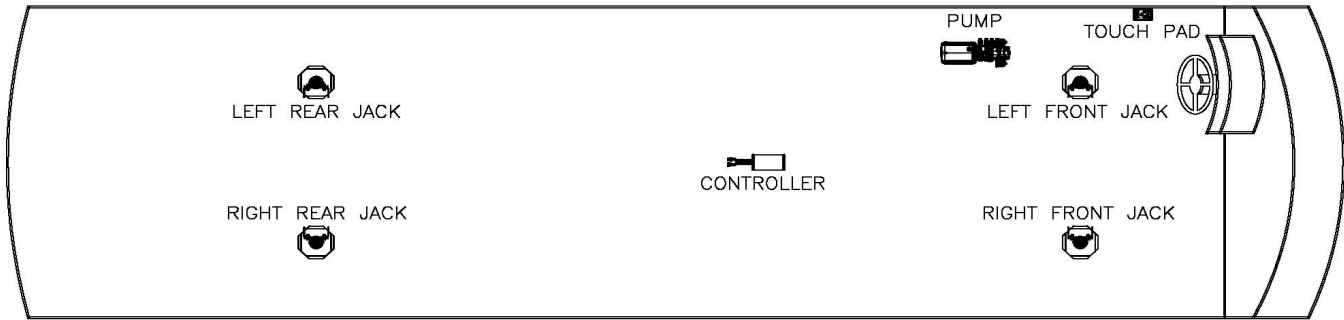

**ENTEGRA MY2020  
VISION - 26X**



**Notes:**

[illegible]

**ENTEGRA MY2020  
VISION - 27A**



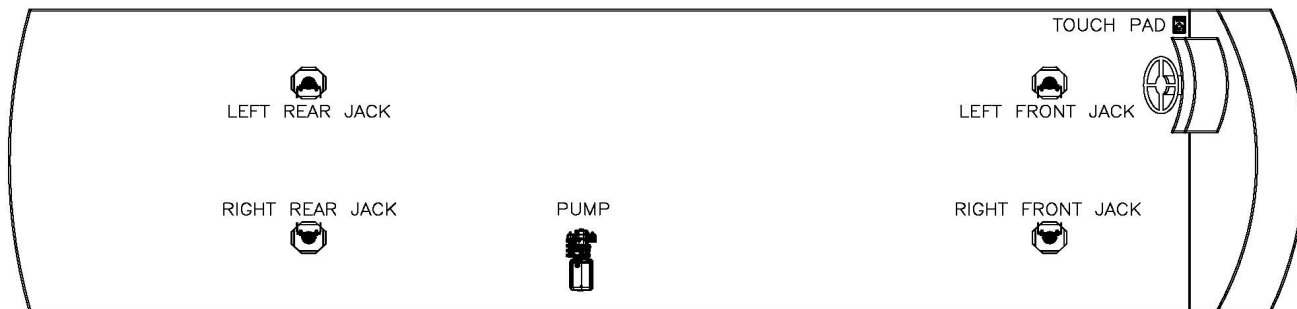
**Notes:**

Item, Length	Description / Location	Qty	Color	Equalizer Part No.
Kit	(Items listed below)	1		
Pump	4-Function, Jacks	1		7948KS
Jacks	7,500 lbs, 15" Stroke Jacks	4		7636
Control Panel	Located in dash left of driver	1		3197SBT
Harness	Connects Control Panel & Pump	1		6147
Hose Kit	Complete Set of Hoses	1		70239
Hose, 8'	Pump to Jack, Left Front Top	1	Brown Solid	2463
Hose, 8'	Pump to Jack, Left Front Bottom	1	Brown Stripe	2463
Hose, 8'	LR Jack Bottom to RR Jack Bottom	1	Orange/Yellow Stripe	2463
Hose, 12'	LF Jack Bottom to RF Jack Bottom	1	Brown/White Stripe	2467
Hose, 14'	Pump to Jack, Right Front Top	1	White Solid	2469
Hose, 16'	Pump to Jack, Left Rear Top	1	Orange Solid	2471
Hose, 18'	Pump to Jack, Left Rear Bottom	1	Orange Stripe	2473
Hose, 20'	Pump to Jack, Right Rear Top	1	Yellow Solid	2475

**Options**

**Revisions**

## VISION - 29S



**Notes:**

After May 10th, 2018 the controls were changed to Smart Level

[illegible]

**ENTEGRA MY2020  
VISION - 29F, 31V**




**Notes:**

Item, Length	Description / Location	Qty	Color	Equalizer Part No.
Kit	(Items listed below)	1		
Pump	4-Function, Jacks	1		7960KS
Jacks	7,500 lbs, 15" Stroke Jacks	4		7636
Control Panel	Located in dash left of driver	1		3197SBT
Harness	Connects Control Panel & Pump	1		6147
Hose Kit	Complete Set of Hoses	1		70110
Hose, 4'	Pump to Jack, Right Rear Top	1	Yellow Solid	2459
Hose, 4'	Pump to Jack, Right Rear Bottom	1	Yellow Stripe	2459
Hose, 8'	LR Jack Bottom to RR Jack Bottom	1	Orange/Yellow Stripe	2463
Hose, 8'	Pump to Jack, Left Rear Top	1	Orange Solid	2463
Hose, 12'	LF Jack Bottom to RF Jack Bottom	1	Brown/White Stripe	2467
Hose, 22'	Pump to Jack, Right Front Top	1	White Solid	2476
Hose, 22'	Pump to Jack, Right Front Bottom	1	White Stripe	2476
Hose, 24'	Pump to Jack, Left Front Top	1	Brown Solid	2478

**Options**

**Revisions**

**ENTEGRA MY2020  
VISION XL - 34G, 33B**



**Notes:**



Item, Length	Description / Location	Qty	Color	Equalizer Part No.
Kit	(Items listed below)	1		
Pump	4-Function, Jacks	1		7948KS
Jacks	7,500 lbs, 15" Stroke Jacks	4		7636
Control Panel	Located in dash left of driver	1		3197SBT
Harness	Connects Control Panel & Pump	1		6147
Hose Kit	Complete Set of Hoses	1		70112
Hose, 8'	LR Jack Bottom to RR Jack Bottom	1	Orange/Yellow Stripe	2463
Hose, 10'	Pump to Jack, Left Rear Top	1	Orange Solid	2465
Hose, 10'	Pump to Jack, Left Rear Bottom	1	Orange Stripe	2465
Hose, 12'	Pump to Jack, Right Rear Top	1	Yellow Solid	2467
Hose, 12'	LF Jack Bottom to RF Jack Bottom	1	Brown/White Stripe	2467
Hose, 30'	Pump to Jack, Left Front Top	1	Brown Solid	2527
Hose, 30'	Pump to Jack, Left Front Bottom	1	Brown Stripe	2527
Hose, 34'	Pump to Jack, Right Front Top	1	White Solid	2482


Options				

Revisions				



**ENTEGRA MY2020  
VISION XL - 36A**




**Notes:**


Item, Length	Description / Location	Qty	Color	Equalizer Part No.
Kit	(Items listed below)	1		
Pump	4-Function, Jacks	1		7948KS
Jacks	7,500 lbs, 15" Stroke Jacks	4		7636
Control Panel	Located in dash left of driver	1		3197SBT
Harness	Connects Control Panel & Pump	1		6147
Hose Kit	Complete Set of Hoses	1		70091
Hose, 8'	LR Jack Bottom to RR Jack Bottom	1	Orange/Yellow Stripe	2463
Hose, 10'	Pump to Jack, Left Rear Top	1	Orange Solid	2465
Hose, 10'	Pump to Jack, Left Rear Bottom	1	Orange Stripe	2465
Hose, 10'	Pump to Jack, Right Rear Top	1	Yellow Solid	2465
Hose, 12'	LF Jack Bottom to RF Jack Bottom	1	Brown/White Stripe	2467
Hose, 32'	Pump to Jack, Left Front Top	1	Brown Solid	2482
Hose, 32'	Pump to Jack, Left Front Bottom	1	Brown Stripe	2482
Hose, 36'	Pump to Jack, Right Front Top	1	White Solid	2486


Options				

Revisions				

ENTEGRA MY2020  
EMBLEM - 36H, 36U, 36T



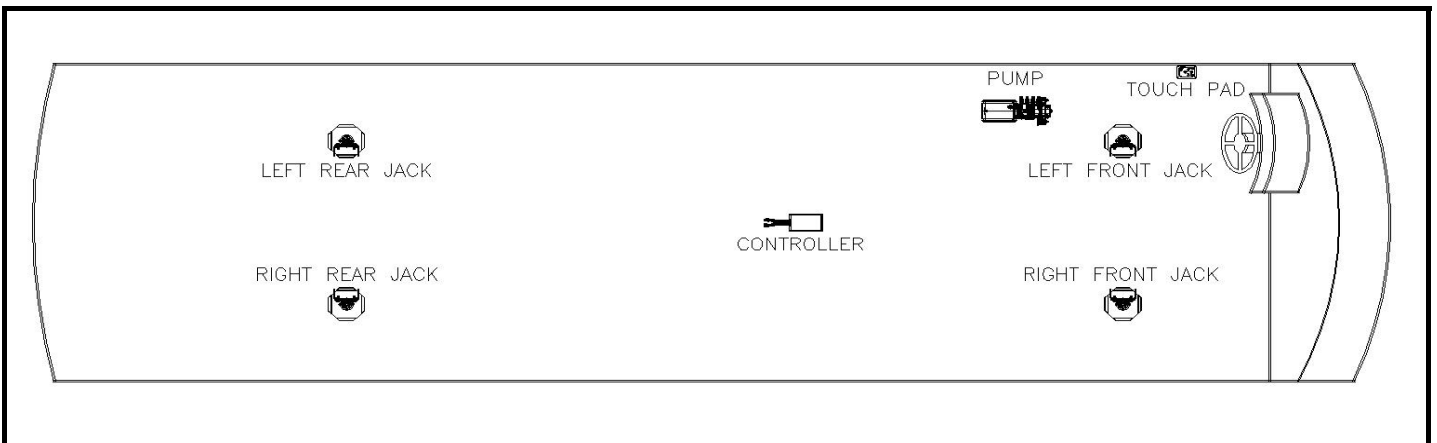
Notes:


Item, Length	Description / Location	Qty	Color	Equalizer Part No.
Kit	(Items listed below)	1		
Pump	4-Function, Jacks	1		7948KS
Jacks	7,500 lbs, 15" Stroke Jacks	4		7636
Control Panel	Located in dash left of driver	1		3197SBT
Harness	Connects Control Panel & Pump	1		6147
Hose Kit	Complete Set of Hoses	1		70091
Hose, 8'	LR Jack Bottom to RR Jack Bottom	1	Orange/Yellow Stripe	2463
Hose, 10'	Pump to Jack, Left Rear Top	1	Orange Solid	2465
Hose, 10'	Pump to Jack, Left Rear Bottom	1	Orange Stripe	2465
Hose, 10'	Pump to Jack, Right Rear Top	1	Yellow Solid	2465
Hose, 12'	LF Jack Bottom to RF Jack Bottom	1	Brown/White Stripe	2467
Hose, 32'	Pump to Jack, Left Front Top	1	Brown Solid	2482
Hose, 32'	Pump to Jack, Left Front Bottom	1	Brown Stripe	2482
Hose, 36'	Pump to Jack, Right Front Top	1	White Solid	2486


Options				

Revisions				

**ENTEGRA MY2020  
REATT - 37MB, 39BH, 39T2, 37K**



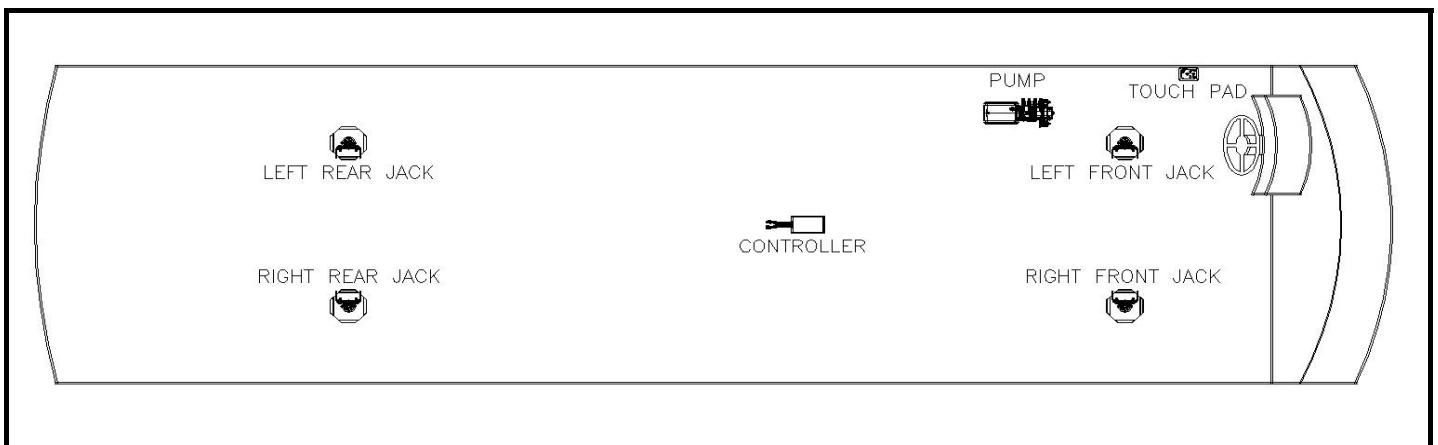
**Notes:**

Item, Length	Description / Location	Qty	Color	Equalizer Part No.
Kit	(Items listed below)	1		8769 & 8770A
Pump	4-Function, Jacks	1		7953KS
Jack	12,000 lbs, 16" Stroke	4		7214
Touch Pad	Located to the left of the drivers seat	1		3103
AL Controller	Attached to bottom of structure	1		2745U
Harness	Connects Pump to Controller	1		6799U
Harness	Connects Controller to Touch Pad	1		6800U
Hose Kit	Complete Set of Hoses	1		7547
Hose, 3'	Pump to Jack, Left Front Top	1	Brown Solid	2458
Hose, 4'	Pump to Jack, Left Front Bottom	1	Brown Stripe	2459
Hose, 8'	Pump to Jack, Right Front Top	1	White Solid	2463
Hose, 10'	Pump to Jack, Right Front Bottom	1	White Stripe	2465
Hose, 10'	LR Jack Bottom to RR Jack Bottom	1	Org. Stripe/Yel Stripe	2465
Hose, 34'	Pump to Jack, Right Rear Top	1	Yellow Solid	2484
Hose, 36'	Pump to Jack, Right Rear Bottom	1	Yellow Stripe	2486
Hose, 36'	Pump to Jack, Left Rear Top	1	Orange Solid	2486


Options				

Revisions				

**ENTEGRA MY2020  
REATTA XL - 42Q2, 39BH, 39T2, 37K**



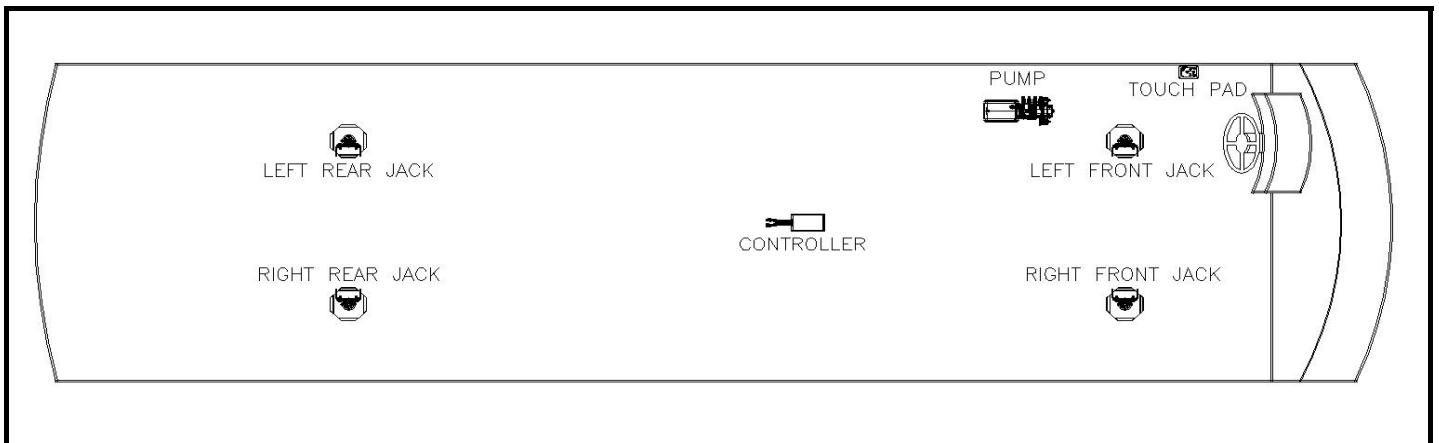
**Notes:**

Item, Length	Description / Location	Qty	Color	Equalizer Part No.
Kit	(Items listed below)	1		8769 & 8770A
Pump	4-Function, Jacks	1		7953KS
Jack	12,000 lbs, 16" Stroke	4		7214
Touch Pad	Located to the left of the drivers seat	1		3103
AL Controller	Attached to bottom of structure	1		2745U
Harness	Connects Pump to Controller	1		6799U
Harness	Connects Controller to Touch Pad	1		6800U
Hose Kit	Complete Set of Hoses	1		7547
Hose, 3'	Pump to Jack, Left Front Top	1	Brown Solid	2458
Hose, 4'	Pump to Jack, Left Front Bottom	1	Brown Stripe	2459
Hose, 8'	Pump to Jack, Right Front Top	1	White Solid	2463
Hose, 10'	Pump to Jack, Right Front Bottom	1	White Stripe	2465
Hose, 10'	LR Jack Bottom to RR Jack Bottom	1	Org. Stripe/Yel Stripe	2465
Hose, 34'	Pump to Jack, Right Rear Top	1	Yellow Solid	2484
Hose, 36'	Pump to Jack, Right Rear Bottom	1	Yellow Stripe	2486
Hose, 36'	Pump to Jack, Left Rear Top	1	Orange Solid	2486


Options				

Revisions				

**ENTEGRA MY2020  
ASPIRE - 38M, 40P  
Prior to 10-1-19**



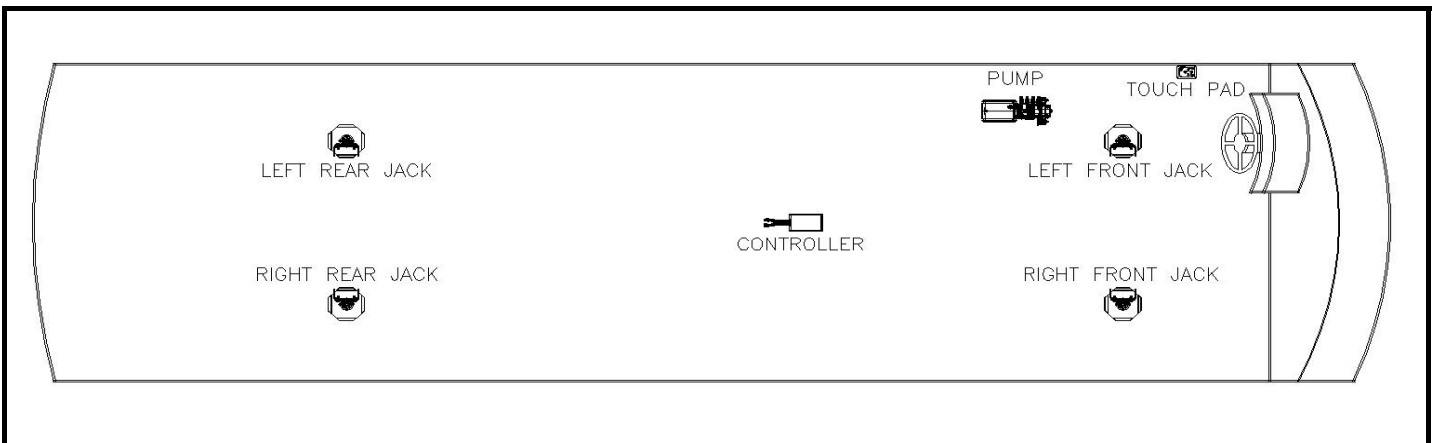
**Notes:**

Item, Length	Description / Location	Qty	Color	Equalizer Part No.
Kit	(Items listed below)	1		8769 & 8770A
Pump	4-Function, Jacks	1		7953KS
Jack	12,000 lbs, 16" Stroke	4		7214
Touch Pad	Located to the left of the drivers seat	1		3103
AL Controller	Attached to bottom of structure	1		2745U
Harness	Connects Pump to Controller	1		6799U
Harness	Connects Controller to Touch Pad	1		6800U
Hose Kit	Complete Set of Hoses	1		7547
Hose, 3'	Pump to Jack, Left Front Top	1	Brown Solid	2458
Hose, 4'	Pump to Jack, Left Front Bottom	1	Brown Stripe	2459
Hose, 8'	Pump to Jack, Right Front Top	1	White Solid	2463
Hose, 10'	Pump to Jack, Right Front Bottom	1	White Stripe	2465
Hose, 10'	LR Jack Bottom to RR Jack Bottom	1	Org. Stripe/Yel Stripe	2465
Hose, 34'	Pump to Jack, Right Rear Top	1	Yellow Solid	2484
Hose, 36'	Pump to Jack, Right Rear Bottom	1	Yellow Stripe	2486
Hose, 36'	Pump to Jack, Left Rear Top	1	Orange Solid	2486


Options				

Revisions				

**ENTEGRA MY2020  
ASPIRE - 38M, 40P  
After 10-1-19**



**Notes:**

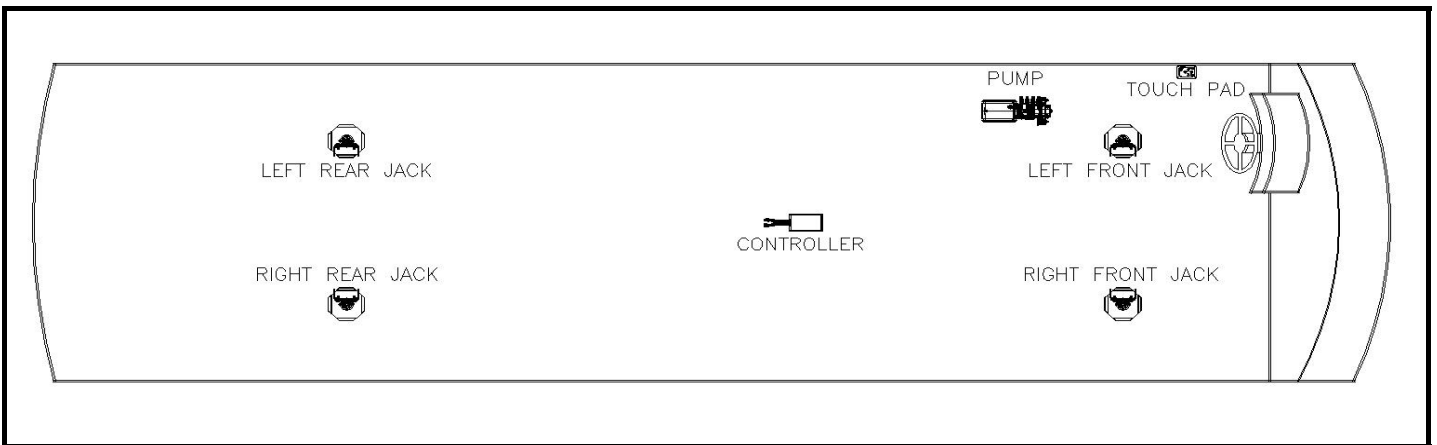
Beginning with VIN 88227, rear jacks changed to 17.5K and pump changed.

Item, Length	Description / Location	Qty	Color	Equalizer Part No.
Kit	(Items listed below)	1		8769 & 8770A
Pump	4-Function, Jacks	1		7545KS
Jack	12,000 lbs, 16" Stroke/Front	2		7214
Jack	17,500 lbs, 18" Stroke/Rear	2		7134
Touch Pad	Located to the left of the drivers seat	1		3103
AL Controller	Attached to bottom of structure	1		2745U
Harness	Connects Pump to Controller	1		6799U
Harness	Connects Controller to Touch Pad	1		6800U
Hose Kit	Complete Set of Hoses	1		7547
Hose, 3'	Pump to Jack, Left Front Top	1	Brown Solid	2458
Hose, 4'	Pump to Jack, Left Front Bottom	1	Brown Stripe	2459
Hose, 8'	Pump to Jack, Right Front Top	1	White Solid	2463
Hose, 10'	Pump to Jack, Right Front Bottom	1	White Stripe	2465
Hose, 10'	LR Jack Bottom to RR Jack Bottom	1	Org. Stripe/Yel Stripe	2465
Hose, 34'	Pump to Jack, Right Rear Top	1	Yellow Solid	2484
Hose, 36'	Pump to Jack, Right Rear Bottom	1	Yellow Stripe	2486
Hose, 36'	Pump to Jack, Left Rear Top	1	Orange Solid	2486

**Options**


**Revisions**


**ENTEGRA MY2020**  
**ASPIRE - 44B, 44F, 42DEQ, 44R, 44W**



**Notes:**

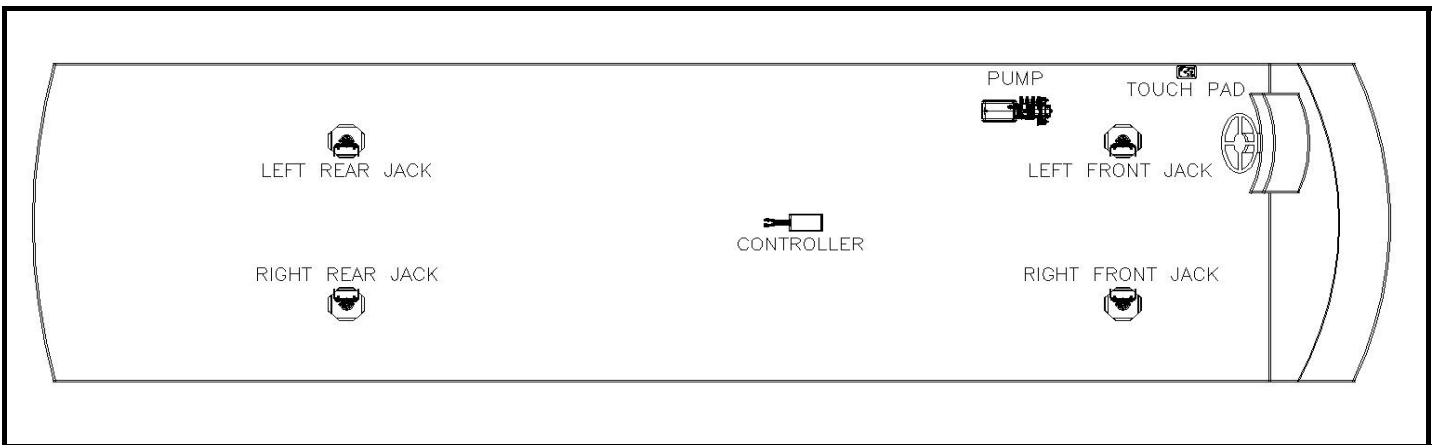
In September 2019 the pump changed from 7545 to 7545KS

Item, Length	Description / Location	Qty	Color	Equalizer Part No.
Kit	(Items listed below)	1		8769 & 8770B
Pump	4-Function, Jacks	1		7545KS
Jack	12,000 lbs, 16" Stroke/Front	2		7214
Jack	17,500 lbs, 18" Stroke/Rear	2		7134
Touch Pad	Located to the left of the drivers seat	1		3103
AL Controller	Attached to bottom of structure	1		2745U
Harness	Connects Pump to Controller	1		6799U
Harness	Connects Controller to Touch Pad	1		6800U
Hose Kit	Complete Set of Hoses	1		7547
Hose, 3'	Pump to Jack, Left Front Top	1	Brown Solid	2458
Hose, 4'	Pump to Jack, Left Front Bottom	1	Brown Stripe	2459
Hose, 8'	Pump to Jack, Right Front Top	1	White Solid	2463
Hose, 10'	Pump to Jack, Right Front Bottom	1	White Stripe	2465
Hose, 10'	LR Jack Bottom to RR Jack Bottom	1	Org. Stripe/Yel Stripe	2465
Hose, 34'	Pump to Jack, Right Rear Top	1	Yellow Solid	2484
Hose, 36'	Pump to Jack, Right Rear Bottom	1	Yellow Stripe	2486
Hose, 36'	Pump to Jack, Left Rear Top	1	Orange Solid	2486

**Options**


**Revisions**


**ENTEGRA MY2020**  
**ANTHEM - 44A, 44B, 44F, 42DEQ, 44W**



**Notes:**

In September 2019 the pump changed from 7545 to 7545KS

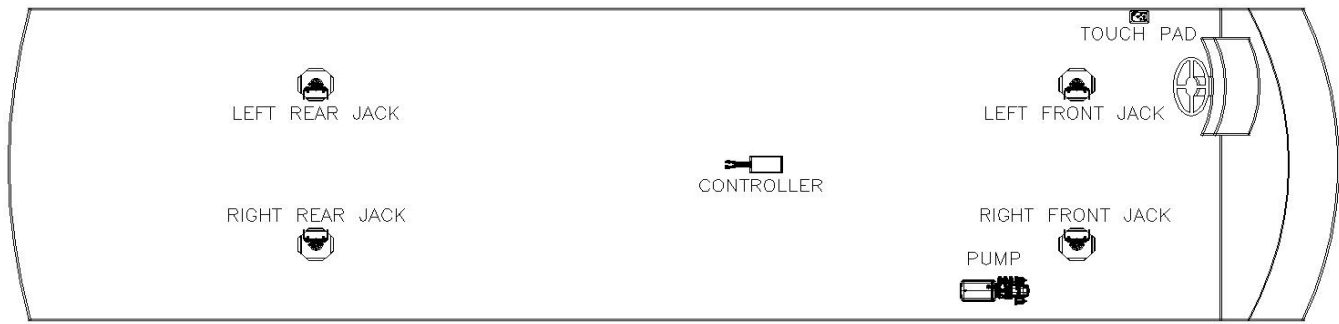
Item, Length	Description / Location	Qty	Color	Equalizer Part No.
Kit	(Items listed below)	1		8769 & 8770C
Pump	4-Function, Jacks	1		7545KS
Jack	17,500 lbs, 18" Stroke	4		7134
Touch Pad	Located to the left of the drivers seat	1		3103
AL Controller	Attached to bottom of structure	1		2745U
Harness	Connects Pump to Controller	1		6799U
Harness	Connects Controller to Touch Pad	1		6800U
Hose Kit	Complete Set of Hoses	1		7547
Hose, 3'	Pump to Jack, Left Front Top	1	Brown Solid	2458
Hose, 4'	Pump to Jack, Left Front Bottom	1	Brown Stripe	2459
Hose, 8'	Pump to Jack, Right Front Top	1	White Solid	2463
Hose, 10'	Pump to Jack, Right Front Bottom	1	White Stripe	2465
Hose, 10'	LR Jack Bottom to RR Jack Bottom	1	Org. Stripe/Yel Stripe	2465
Hose, 34'	Pump to Jack, Right Rear Top	1	Yellow Solid	2484
Hose, 36'	Pump to Jack, Right Rear Bottom	1	Yellow Stripe	2486
Hose, 36'	Pump to Jack, Left Rear Top	1	Orange Solid	2486

**Options**


**Revisions**




**ENTEGRA MY2020**  
**CORNERSTONE - 45A, 45B, 45F, 45W, 45X, 45Y**



**Notes:**

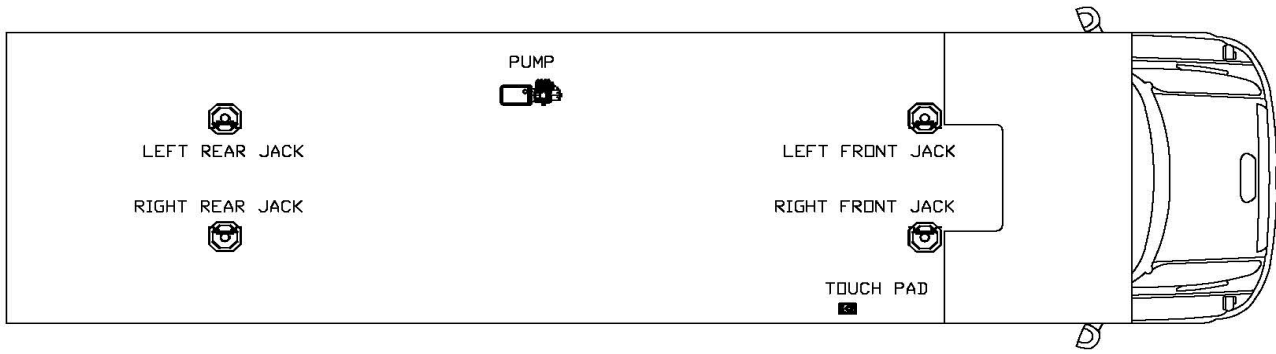
In September 2019 the pump changed from 7545 to 7545KS

Item, Length	Description / Location	Qty	Color	Equalizer Part No.
Kit	(Items listed below)	1		8769 & 8770C
Pump	4-Function, Jacks	1		7545KS
Jack	17,500 lbs, 18" Stroke	4		7134
Touch Pad	Located to the left of the drivers seat	1		3103
AL Controller	Attached to bottom of structure	1		2745U
Harness	Connects Pump to Controller	1		6799U
Harness	Connects Controller to Touch Pad	1		6800U
Hose Kit	Complete Set of Hoses	1		7547
Hose, 3'	Pump to Jack, Right Front Top	1	White Solid	2458
Hose, 4'	Pump to Jack, Right Front Bottom	1	White Stripe	2459
Hose, 8'	Pump to Jack, Left Front Top	1	Brown Solid	2463
Hose, 10'	Pump to Jack, Left Front Bottom	1	Brown Stripe	2465
Hose, 10'	LR Jack Bottom to RR Jack Bottom	1	Org. Stripe/Yel Stripe	2465
Hose, 34'	Pump to Jack, Right Rear Top	1	Yellow Solid	2484
Hose, 36'	Pump to Jack, Right Rear Bottom	1	Yellow Stripe	2486
Hose, 36'	Pump to Jack, Left Rear Top	1	Orange Solid	2486

**Options**


**Revisions**


**ENTEGRA MY2021**  
**ACCOLADE - 37K, 37HJ, 37RB, 37TS, 37L**  
**ACCOLADE XL - 37K, 37L, 37M**



**Notes:**

Item, Length	Description / Location	Qty	Color	Equalizer Part No.
Kit	(Items listed below)			
Pump	4-Function, Jacks	1		7948KS
Jacks	12,000 lbs, 16" Stroke Jacks	4		7214
Control Panel	Located near entry door	1		3197SBT
Harness	Connects Control Panel & Pump	1		6133-30
Hose Kit	Complete Set of Hoses	1		7952
Hose, 8'	LF Jack Bottom to RF Jack Bottom	1	Brown/White Stripe	2463
Hose, 8'	LR Jack Bottom to RR Jack Bottom	1	Orange/Yellow Stripe	2463
Hose, 10'	Pump to Jack, Left Rear Top	1	Orange Solid	2465
Hose, 10'	Pump to Jack, Left Rear Bottom	1	Orange Stripe	2465
Hose, 12'	Pump to Jack, Right Rear Top	1	Yellow Solid	2467
Hose, 16'	Pump to Jack, Left Front Top	1	Brown Solid	2471
Hose, 18'	Pump to Jack, Left Front Bottom	1	Brown Stripe	2473
Hose, 18'	Pump to Jack, Right Front Top	1	White Solid	2473

**Options**


**Revisions**


**ENTEGRA MY2021  
VISION - 26X**



**Notes:**

Item, Length	Description / Location	Qty	Color	Equalizer Part No.
Kit	(Items listed below)	1		
Pump	4-Function, Jacks	1		7960KS
Jacks	7,500 lbs, 15" Stroke Jacks	4		7636
Control Panel	Located in dash left of driver	1		3197SBT
Harness	Connects Control Panel & Pump	1		6147
Hose Kit	Complete Set of Hoses	1		70109
Hose, 4'	Pump to Jack, Right Rear Top	1	Yellow Solid	2459
Hose, 4'	Pump to Jack, Right Rear Bottom	1	Yellow Stripe	2459
Hose, 8'	LR Jack Bottom to RR Jack Bottom	1	Orange/Yellow Stripe	2463
Hose, 8'	Pump to Jack, Left Rear Top	1	Orange Solid	2463
Hose, 12'	LF Jack Bottom to RF Jack Bottom	1	Brown/White Stripe	2467
Hose, 18'	Pump to Jack, Right Front Top	1	White Solid	2473
Hose, 18'	Pump to Jack, Right Front Bottom	1	White Stripe	2473
Hose, 22'	Pump to Jack, Left Front Top	1	Brown Solid	2476

**Options**

**Revisions**

**ENTEGRA MY2021  
VISION - 27A**



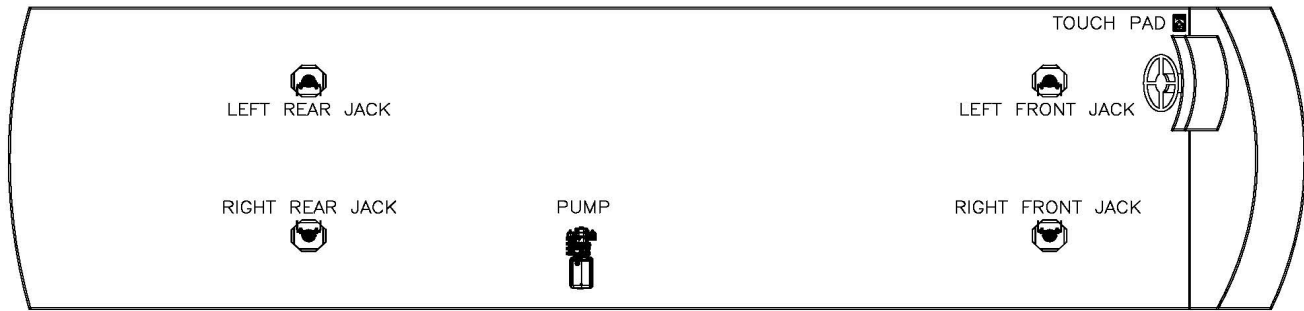
**Notes:**

Item, Length	Description / Location	Qty	Color	Equalizer Part No.
Kit	(Items listed below)	1		
Pump	4-Function, Jacks	1		7948KS
Jacks	7,500 lbs, 15" Stroke Jacks	4		7636
Control Panel	Located in dash left of driver	1		3197SBT
Harness	Connects Control Panel & Pump	1		6147
Hose Kit	Complete Set of Hoses	1		70239
Hose, 8'	Pump to Jack, Left Front Top	1	Brown Solid	2463
Hose, 8'	Pump to Jack, Left Front Bottom	1	Brown Stripe	2463
Hose, 8'	LR Jack Bottom to RR Jack Bottom	1	Orange/Yellow Stripe	2463
Hose, 12'	LF Jack Bottom to RF Jack Bottom	1	Brown/White Stripe	2467
Hose, 14'	Pump to Jack, Right Front Top	1	White Solid	2469
Hose, 16'	Pump to Jack, Left Rear Top	1	Orange Solid	2471
Hose, 18'	Pump to Jack, Left Rear Bottom	1	Orange Stripe	2473
Hose, 20'	Pump to Jack, Right Rear Top	1	Yellow Solid	2475

**Options**

**Revisions**

**ENTEGRA MY2021  
VISION - 29S**



**Notes:**

After May 10th, 2018 the controls were changed to Smart Level

Item, Length	Description / Location	Qty	Color	Equalizer Part No.
Kit	(Items listed below)	1		
Pump	4-Function, Jacks	1		7960KS
Jacks	7,500 lbs, 15" Stroke Jacks	4		7636
Control Panel	Located in dash left of driver	1		3197SBT
Harness	Connects Control Panel & Pump	1		6147
Hose Kit	Complete Set of Hoses	1		70111
Hose, 8'	LR Jack Bottom to RR Jack Bottom	1	Orange/Yellow Stripe	2463
Hose, 10'	Pump to Jack, Right Rear Top	1	Yellow Solid	2465
Hose, 10'	Pump to Jack, Right Rear Bottom	1	Yellow Stripe	2465
Hose, 12'	LF Jack Bottom to RF Jack Bottom	1	Brown/White Stripe	2467
Hose, 12'	Pump to Jack, Right Front Top	1	White Solid	2467
Hose, 14'	Pump to Jack, Right Front Bottom	1	White Stripe	2469
Hose, 14'	Pump to Jack, Left Rear Top	1	Orange Solid	2469
Hose, 16'	Pump to Jack, Left Front Top	1	Brown Solid	2471

**Options**


**Revisions**


**ENTEGRA MY2021  
VISION - 29F, 31V**




**Notes:**

Item, Length	Description / Location	Qty	Color	Equalizer Part No.
Kit	(Items listed below)	1		
Pump	4-Function, Jacks	1		7960KS
Jacks	7,500 lbs, 15" Stroke Jacks	4		7636
Control Panel	Located in dash left of driver	1		3197SBT
Harness	Connects Control Panel & Pump	1		6147
Hose Kit	Complete Set of Hoses	1		70110
Hose, 4'	Pump to Jack, Right Rear Top	1	Yellow Solid	2459
Hose, 4'	Pump to Jack, Right Rear Bottom	1	Yellow Stripe	2459
Hose, 8'	LR Jack Bottom to RR Jack Bottom	1	Orange/Yellow Stripe	2463
Hose, 8'	Pump to Jack, Left Rear Top	1	Orange Solid	2463
Hose, 12'	LF Jack Bottom to RF Jack Bottom	1	Brown/White Stripe	2467
Hose, 22'	Pump to Jack, Right Front Top	1	White Solid	2476
Hose, 22'	Pump to Jack, Right Front Bottom	1	White Stripe	2476
Hose, 24'	Pump to Jack, Left Front Top	1	Brown Solid	2478

**Options**

**Revisions**

**ENTEGRA MY2021  
VISION XL - 34G, 36B**




**Notes:**


Item, Length	Description / Location	Qty	Color	Equalizer Part No.
Kit	(Items listed below)	1		
Pump	4-Function, Jacks	1		7948KS
Jacks	7,500 lbs, 15" Stroke Jacks	4		7636
Control Panel	Located in dash left of driver	1		3197SBT
Harness	Connects Control Panel & Pump	1		6147
Hose Kit	Complete Set of Hoses	1		70112
Hose, 8'	LR Jack Bottom to RR Jack Bottom	1	Orange/Yellow Stripe	2463
Hose, 14'	Pump to Jack, Left Rear Top	1	Orange Solid	2469
Hose, 14'	Pump to Jack, Left Rear Bottom	1	Orange Stripe	2469
Hose, 16'	Pump to Jack, Right Rear Top	1	Yellow Solid	2471
Hose, 12'	LF Jack Bottom to RF Jack Bottom	1	Brown/White Stripe	2467
Hose, 34'	Pump to Jack, Left Front Top	1	Brown Solid	2484
Hose, 34'	Pump to Jack, Left Front Bottom	1	Brown Stripe	2484
Hose, 38'	Pump to Jack, Right Front Top	1	White Solid	2488


Options				

Revisions				

**ENTEGRA MY2021  
VISION XL - 36A**



**Notes:**



Item, Length	Description / Location	Qty	Color	Equalizer Part No.
Kit	(Items listed below)	1		
Pump	4-Function, Jacks	1		7948KS
Jacks	7,500 lbs, 15" Stroke Jacks	4		7636
Control Panel	Located in dash left of driver	1		3197SBT
Harness	Connects Control Panel & Pump	1		6147
Hose Kit	Complete Set of Hoses	1		70091
Hose, 8'	LR Jack Bottom to RR Jack Bottom	1	Orange/Yellow Stripe	2463
Hose, 14'	Pump to Jack, Left Rear Top	1	Orange Solid	2469
Hose, 14'	Pump to Jack, Left Rear Bottom	1	Orange Stripe	2469
Hose, 14'	Pump to Jack, Right Rear Top	1	Yellow Solid	2469
Hose, 12'	LF Jack Bottom to RF Jack Bottom	1	Brown/White Stripe	2467
Hose, 36'	Pump to Jack, Left Front Top	1	Brown Solid	2486
Hose, 36'	Pump to Jack, Left Front Bottom	1	Brown Stripe	2486
Hose, 40'	Pump to Jack, Right Front Top	1	White Solid	2490


Options				

Revisions				



**ENTEGRA MY2021  
EMBLEM - 36H, 36U, 36B**



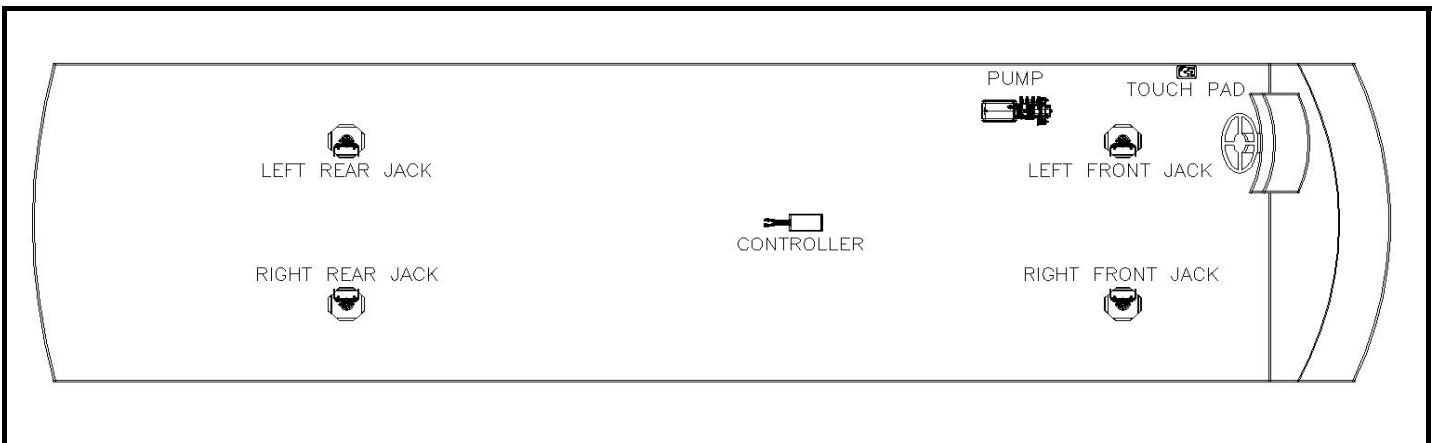
**Notes:**


Item, Length	Description / Location	Qty	Color	Equalizer Part No.
Kit	(Items listed below)	1		
Pump	4-Function, Jacks	1		7948KS
Jacks	7,500 lbs, 15" Stroke Jacks	4		7636
Control Panel	Located in dash left of driver	1		3197SBT
Harness	Connects Control Panel & Pump	1		6147
Hose Kit	Complete Set of Hoses	1		70091
Hose, 8'	LR Jack Bottom to RR Jack Bottom	1	Orange/Yellow Stripe	2463
Hose, 14'	Pump to Jack, Left Rear Top	1	Orange Solid	2469
Hose, 14'	Pump to Jack, Left Rear Bottom	1	Orange Stripe	2469
Hose, 14'	Pump to Jack, Right Rear Top	1	Yellow Solid	2469
Hose, 12'	LF Jack Bottom to RF Jack Bottom	1	Brown/White Stripe	2467
Hose, 36'	Pump to Jack, Left Front Top	1	Brown Solid	2486
Hose, 36'	Pump to Jack, Left Front Bottom	1	Brown Stripe	2486
Hose, 40'	Pump to Jack, Right Front Top	1	White Solid	2490


Options				

Revisions				

**ENTEGRA MY2021  
REATTA - 39H, 39T2, 37K**



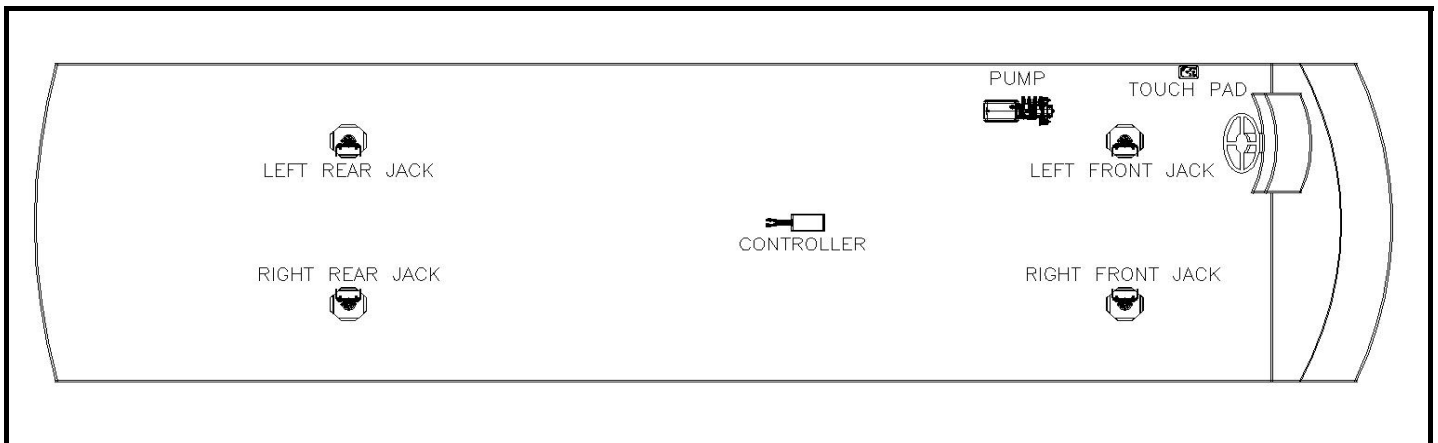
**Notes:**

Item, Length	Description / Location	Qty	Color	Equalizer Part No.
Kit	(Items listed below)	1		8769 & 8770A
Pump	4-Function, Jacks	1		7953KS
Jack	12,000 lbs, 16" Stroke	4		7214
Touch Pad	Located to the left of the drivers seat	1		3103
AL Controller	Attached to bottom of structure	1		2745U
Harness	Connects Pump to Controller	1		6799U
Harness	Connects Controller to Touch Pad	1		6800U
Hose Kit	Complete Set of Hoses	1		7547
Hose, 3'	Pump to Jack, Left Front Top	1	Brown Solid	2458
Hose, 4'	Pump to Jack, Left Front Bottom	1	Brown Stripe	2459
Hose, 8'	Pump to Jack, Right Front Top	1	White Solid	2463
Hose, 10'	Pump to Jack, Right Front Bottom	1	White Stripe	2465
Hose, 10'	LR Jack Bottom to RR Jack Bottom	1	Org. Stripe/Yel Stripe	2465
Hose, 34'	Pump to Jack, Right Rear Top	1	Yellow Solid	2484
Hose, 36'	Pump to Jack, Right Rear Bottom	1	Yellow Stripe	2486
Hose, 36'	Pump to Jack, Left Rear Top	1	Orange Solid	2486


Options				

Revisions				

**ENTEGRA MY2021  
REATTA XL - 42Q2, 39BH, 39T2, 37K**



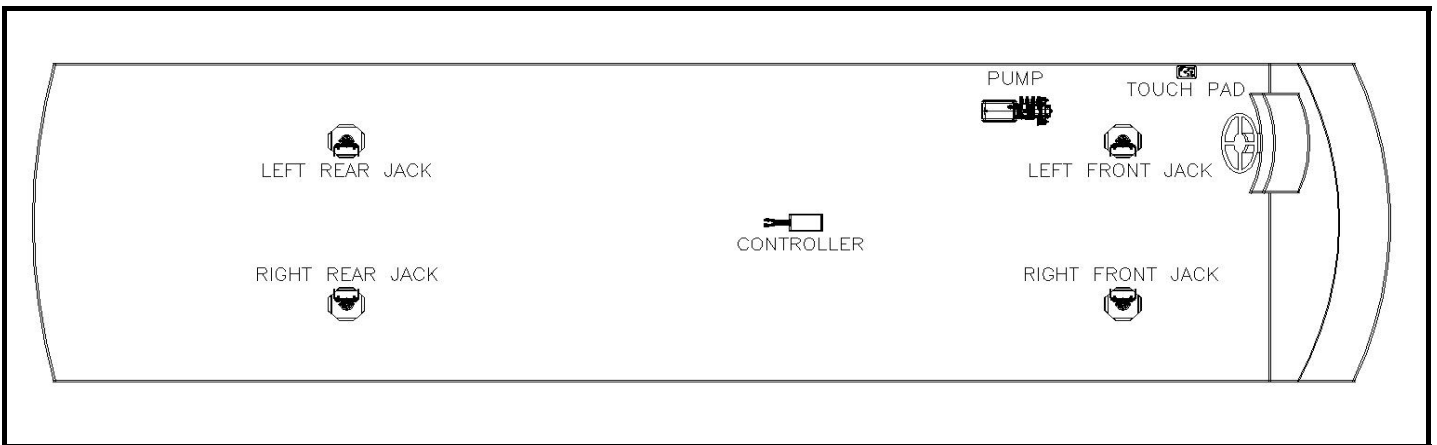
**Notes:**

Item, Length	Description / Location	Qty	Color	Equalizer Part No.
Kit	(Items listed below)	1		8769 & 8770A
Pump	4-Function, Jacks	1		7953KS
Jack	12,000 lbs, 16" Stroke	4		7214
Touch Pad	Located to the left of the drivers seat	1		3103
AL Controller	Attached to bottom of structure	1		2745U
Harness	Connects Pump to Controller	1		6799U
Harness	Connects Controller to Touch Pad	1		6800U
Hose Kit	Complete Set of Hoses	1		7547
Hose, 3'	Pump to Jack, Left Front Top	1	Brown Solid	2458
Hose, 4'	Pump to Jack, Left Front Bottom	1	Brown Stripe	2459
Hose, 8'	Pump to Jack, Right Front Top	1	White Solid	2463
Hose, 10'	Pump to Jack, Right Front Bottom	1	White Stripe	2465
Hose, 10'	LR Jack Bottom to RR Jack Bottom	1	Org. Stripe/Yel Stripe	2465
Hose, 34'	Pump to Jack, Right Rear Top	1	Yellow Solid	2484
Hose, 36'	Pump to Jack, Right Rear Bottom	1	Yellow Stripe	2486
Hose, 36'	Pump to Jack, Left Rear Top	1	Orange Solid	2486


Options				

Revisions				

**ENTEGRA MY2021**  
**ASPIRE - 38M, 40P, 44B, 44F, 42DEQ, 44R, 44W, 44Z**



**Notes:**

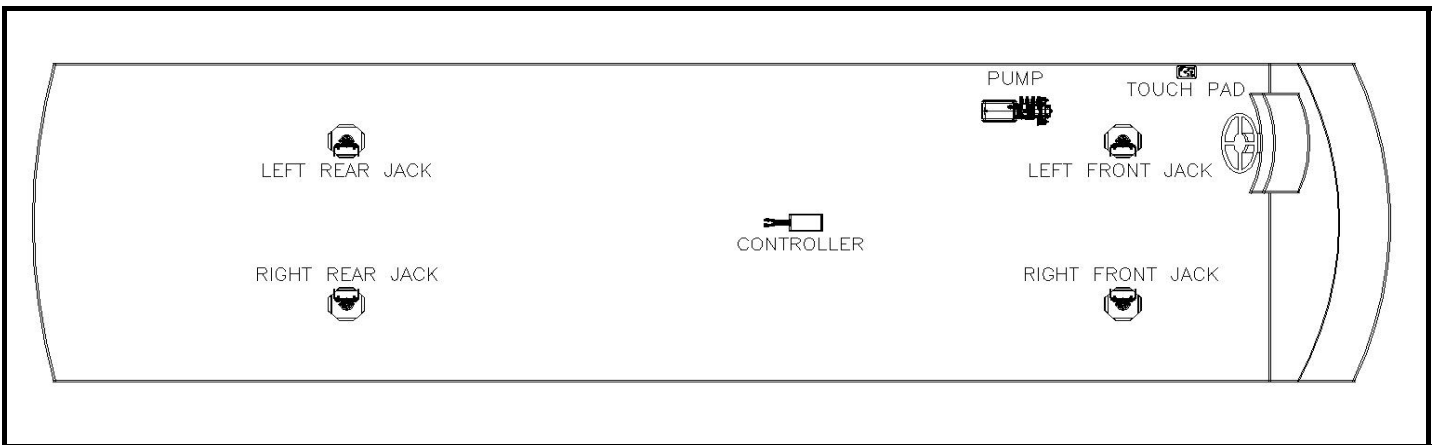
In September 2019 the pump changed from 7545 to 7545KS

Item, Length	Description / Location	Qty	Color	Equalizer Part No.
Kit	(Items listed below)	1		8769 & 8770B
Pump	4-Function, Jacks	1		7545KS
Jack	12,000 lbs, 16" Stroke/Front	2		7214
Jack	17,500 lbs, 18" Stroke/Rear	2		7134
Touch Pad	Located to the left of the drivers seat	1		3103
AL Controller	Attached to bottom of structure	1		2745U
Harness	Connects Pump to Controller	1		6799U
Harness	Connects Controller to Touch Pad	1		6800U
Hose Kit	Complete Set of Hoses	1		7547
Hose, 3'	Pump to Jack, Left Front Top	1	Brown Solid	2458
Hose, 4'	Pump to Jack, Left Front Bottom	1	Brown Stripe	2459
Hose, 8'	Pump to Jack, Right Front Top	1	White Solid	2463
Hose, 10'	Pump to Jack, Right Front Bottom	1	White Stripe	2465
Hose, 10'	LR Jack Bottom to RR Jack Bottom	1	Org. Stripe/Yel Stripe	2465
Hose, 34'	Pump to Jack, Right Rear Top	1	Yellow Solid	2484
Hose, 36'	Pump to Jack, Right Rear Bottom	1	Yellow Stripe	2486
Hose, 36'	Pump to Jack, Left Rear Top	1	Orange Solid	2486

**Options**


**Revisions**


**ENTEGRA MY2021**  
**ANTHEM - 44B, 44F, 42DEQ, 44W, 44R, 44Z**



**Notes:**

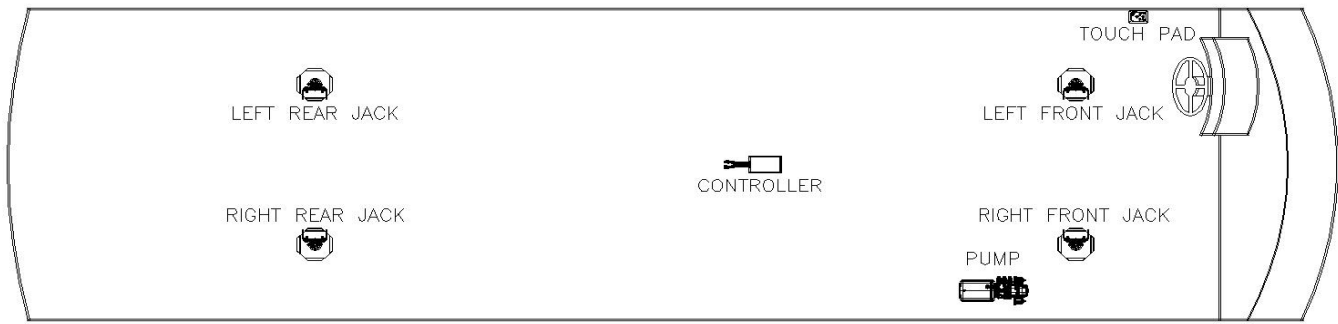
In September 2019 the pump changed from 7545 to 7545KS

Item, Length	Description / Location	Qty	Color	Equalizer Part No.
Kit	(Items listed below)	1		8769 & 8770C
Pump	4-Function, Jacks	1		7545KS
Jack	17,500 lbs, 18" Stroke	4		7134
Touch Pad	Located to the left of the drivers seat	1		3103
AL Controller	Attached to bottom of structure	1		2745U
Harness	Connects Pump to Controller	1		6799U
Harness	Connects Controller to Touch Pad	1		6800U
Hose Kit	Complete Set of Hoses	1		7547
Hose, 3'	Pump to Jack, Left Front Top	1	Brown Solid	2458
Hose, 4'	Pump to Jack, Left Front Bottom	1	Brown Stripe	2459
Hose, 8'	Pump to Jack, Right Front Top	1	White Solid	2463
Hose, 10'	Pump to Jack, Right Front Bottom	1	White Stripe	2465
Hose, 10'	LR Jack Bottom to RR Jack Bottom	1	Org. Stripe/Yel Stripe	2465
Hose, 34'	Pump to Jack, Right Rear Top	1	Yellow Solid	2484
Hose, 36'	Pump to Jack, Right Rear Bottom	1	Yellow Stripe	2486
Hose, 36'	Pump to Jack, Left Rear Top	1	Orange Solid	2486

**Options**


**Revisions**


**ENTEGRA MY2021**  
**CORNERSTONE - 45B, 45F, 45W, 45X, 45Y, 45R, 45Z**



**Notes:**

In September 2019 the pump changed from 7545 to 7545KS

Item, Length	Description / Location	Qty	Color	Equalizer Part No.
Kit	(Items listed below)	1		8769 & 8770C
Pump	4-Function, Jacks	1		7545KS
Jack	17,500 lbs, 18" Stroke	4		7134
Touch Pad	Located to the left of the drivers seat	1		3103
AL Controller	Attached to bottom of structure	1		2745U
Harness	Connects Pump to Controller	1		6799U
Harness	Connects Controller to Touch Pad	1		6800U
Hose Kit	Complete Set of Hoses	1		7547
Hose, 3'	Pump to Jack, Right Front Top	1	White Solid	2458
Hose, 4'	Pump to Jack, Right Front Bottom	1	White Stripe	2459
Hose, 8'	Pump to Jack, Left Front Top	1	Brown Solid	2463
Hose, 10'	Pump to Jack, Left Front Bottom	1	Brown Stripe	2465
Hose, 10'	LR Jack Bottom to RR Jack Bottom	1	Org. Stripe/Yel Stripe	2465
Hose, 34'	Pump to Jack, Right Rear Top	1	Yellow Solid	2484
Hose, 36'	Pump to Jack, Right Rear Bottom	1	Yellow Stripe	2486
Hose, 36'	Pump to Jack, Left Rear Top	1	Orange Solid	2486

**Options**



**Revisions**


Diagram illustrating the layout of the vehicle chassis, showing the positions of the four jacks (Left Rear Jack, Right Rear Jack, Left Front Jack, Right Front Jack), the Pump, and the Touch Pad.


---

Page 1 of 13
10/26/2021

**ENTEGRA MY2022  
VISION - 26X**



**Notes:**

Item, Length	Description / Location	Qty	Color	Equalizer Part No.
Kit	(Items listed below)	1		
Pump	4-Function, Jacks	1		7960KS
Jacks	7,500 lbs, 15" Stroke Jacks	4		7636
Control Panel	Located in dash left of driver	1		3197SBT
Harness	Connects Control Panel & Pump	1		6147
Hose Kit	Complete Set of Hoses	1		70109
Hose, 4'	Pump to Jack, Right Rear Top	1	Yellow Solid	2459
Hose, 4'	Pump to Jack, Right Rear Bottom	1	Yellow Stripe	2459
Hose, 8'	LR Jack Bottom to RR Jack Bottom	1	Orange/Yellow Stripe	2463
Hose, 8'	Pump to Jack, Left Rear Top	1	Orange Solid	2463
Hose, 12'	LF Jack Bottom to RF Jack Bottom	1	Brown/White Stripe	2467
Hose, 18'	Pump to Jack, Right Front Top	1	White Solid	2473
Hose, 18'	Pump to Jack, Right Front Bottom	1	White Stripe	2473
Hose, 22'	Pump to Jack, Left Front Top	1	Brown Solid	2476

**Options**

**Revisions**



**ENTEGRA MY2022  
VISION - 27A**



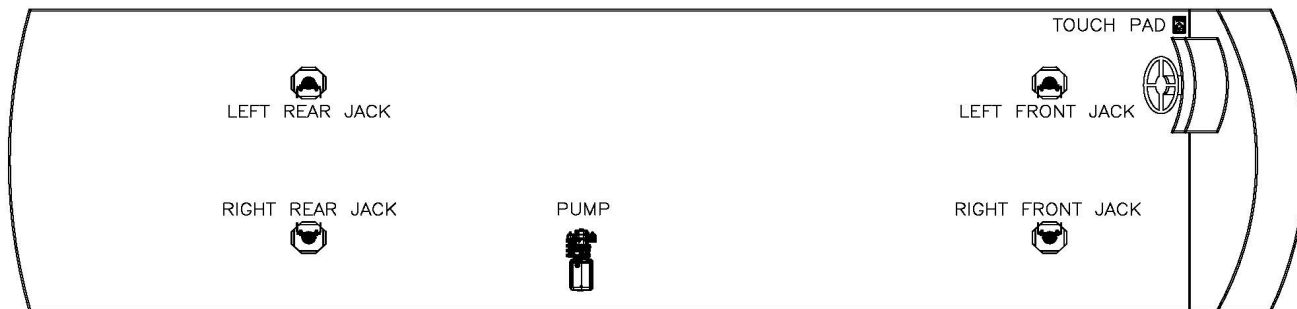
**Notes:**

Item, Length	Description / Location	Qty	Color	Equalizer Part No.
Kit	(Items listed below)	1		
Pump	4-Function, Jacks	1		7948KS
Jacks	7,500 lbs, 15" Stroke Jacks	4		7636
Control Panel	Located in dash left of driver	1		3197SBT
Harness	Connects Control Panel & Pump	1		6147
Hose Kit	Complete Set of Hoses	1		70239
Hose, 8'	Pump to Jack, Left Front Top	1	Brown Solid	2463
Hose, 8'	Pump to Jack, Left Front Bottom	1	Brown Stripe	2463
Hose, 8'	LR Jack Bottom to RR Jack Bottom	1	Orange/Yellow Stripe	2463
Hose, 12'	LF Jack Bottom to RF Jack Bottom	1	Brown/White Stripe	2467
Hose, 14'	Pump to Jack, Right Front Top	1	White Solid	2469
Hose, 16'	Pump to Jack, Left Rear Top	1	Orange Solid	2471
Hose, 18'	Pump to Jack, Left Rear Bottom	1	Orange Stripe	2473
Hose, 20'	Pump to Jack, Right Rear Top	1	Yellow Solid	2475

**Options**

**Revisions**

## VISION - 29S




**Notes:**

After May 10th, 2018 the controls were changed to Smart Level

[illegible]

**ENTEGRA MY2022  
VISION - 29F, 31V**



**Notes:**

Item, Length	Description / Location	Qty	Color	Equalizer Part No.
Kit	(Items listed below)	1		
Pump	4-Function, Jacks	1		7960KS
Jacks	7,500 lbs, 15" Stroke Jacks	4		7636
Control Panel	Located in dash left of driver	1		3197SBT
Harness	Connects Control Panel & Pump	1		6147
Hose Kit	Complete Set of Hoses	1		70110
Hose, 4'	Pump to Jack, Right Rear Top	1	Yellow Solid	2459
Hose, 4'	Pump to Jack, Right Rear Bottom	1	Yellow Stripe	2459
Hose, 8'	LR Jack Bottom to RR Jack Bottom	1	Orange/Yellow Stripe	2463
Hose, 8'	Pump to Jack, Left Rear Top	1	Orange Solid	2463
Hose, 12'	LF Jack Bottom to RF Jack Bottom	1	Brown/White Stripe	2467
Hose, 22'	Pump to Jack, Right Front Top	1	White Solid	2476
Hose, 22'	Pump to Jack, Right Front Bottom	1	White Stripe	2476
Hose, 24'	Pump to Jack, Left Front Top	1	Brown Solid	2478

**Options**

**Revisions**


**ENTEGRA MY2022  
VISION XL - 34G, 36B**



**Notes:**

[illegible]

**ENTEGRA MY2022  
VISION XL - 36A, 36C**




**Notes:**


Item, Length	Description / Location	Qty	Color	Equalizer Part No.
Kit	(Items listed below)	1		
Pump	4-Function, Jacks	1		7948KS
Jacks	7,500 lbs, 15" Stroke Jacks	4		7636
Control Panel	Located in dash left of driver	1		3197SBT
Harness	Connects Control Panel & Pump	1		6147
Hose Kit	Complete Set of Hoses	1		70091
Hose, 8'	LR Jack Bottom to RR Jack Bottom	1	Orange/Yellow Stripe	2463
Hose, 14'	Pump to Jack, Left Rear Top	1	Orange Solid	2469
Hose, 14'	Pump to Jack, Left Rear Bottom	1	Orange Stripe	2469
Hose, 14'	Pump to Jack, Right Rear Top	1	Yellow Solid	2469
Hose, 12'	LF Jack Bottom to RF Jack Bottom	1	Brown/White Stripe	2467
Hose, 36'	Pump to Jack, Left Front Top	1	Brown Solid	2486
Hose, 36'	Pump to Jack, Left Front Bottom	1	Brown Stripe	2486
Hose, 40'	Pump to Jack, Right Front Top	1	White Solid	2490


Options				

Revisions				

**ENTEGRA MY2022  
EMBLEM - 36H, 36U, 36B**



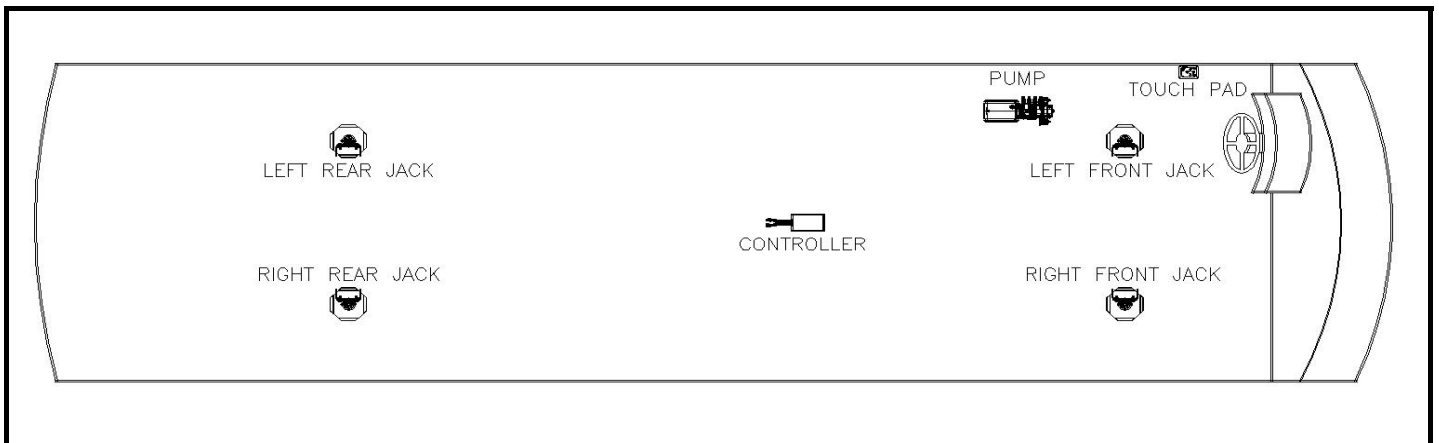
**Notes:**


Item, Length	Description / Location	Qty	Color	Equalizer Part No.
Kit	(Items listed below)	1		
Pump	4-Function, Jacks	1		7948KS
Jacks	7,500 lbs, 15" Stroke Jacks	4		7636
Control Panel	Located in dash left of driver	1		3197SBT
Harness	Connects Control Panel & Pump	1		6147
Hose Kit	Complete Set of Hoses	1		70091
Hose, 8'	LR Jack Bottom to RR Jack Bottom	1	Orange/Yellow Stripe	2463
Hose, 14'	Pump to Jack, Left Rear Top	1	Orange Solid	2469
Hose, 14'	Pump to Jack, Left Rear Bottom	1	Orange Stripe	2469
Hose, 14'	Pump to Jack, Right Rear Top	1	Yellow Solid	2469
Hose, 12'	LF Jack Bottom to RF Jack Bottom	1	Brown/White Stripe	2467
Hose, 36'	Pump to Jack, Left Front Top	1	Brown Solid	2486
Hose, 36'	Pump to Jack, Left Front Bottom	1	Brown Stripe	2486
Hose, 40'	Pump to Jack, Right Front Top	1	White Solid	2490


Options				

Revisions				

**ENTEGRA MY2022  
REATA - 39BH, 39T2, 37K**



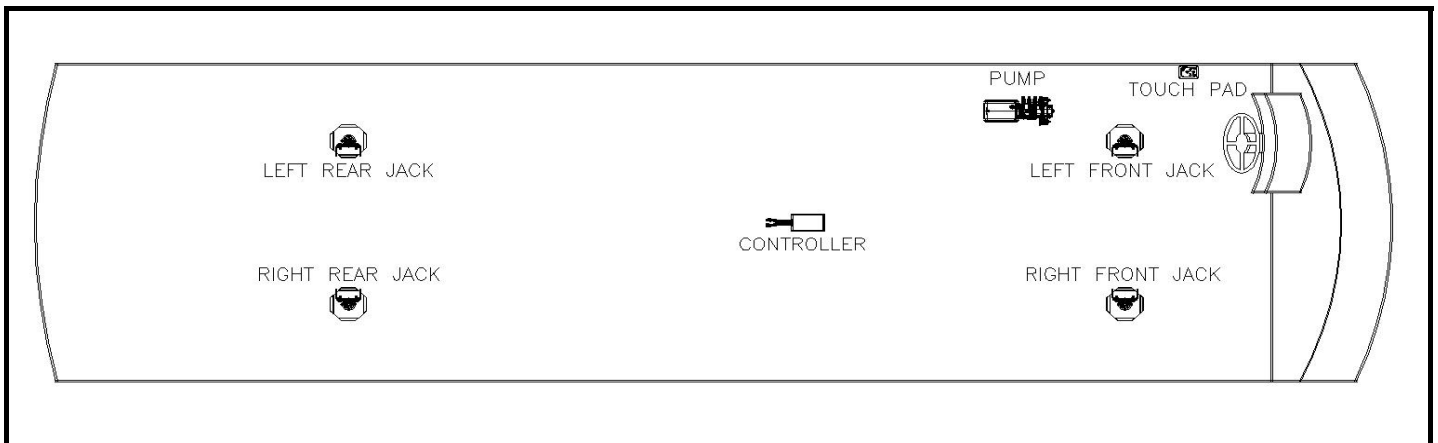
**Notes:**

Item, Length	Description / Location	Qty	Color	Equalizer Part No.
Kit	(Items listed below)	1		8769 & 8770A
Pump	4-Function, Jacks	1		7953KS
Jack	12,000 lbs, 16" Stroke	4		7214
Touch Pad	Located to the left of the drivers seat	1		3103
AL Controller	Attached to bottom of structure	1		2745U
Harness	Connects Pump to Controller	1		6799U
Harness	Connects Controller to Touch Pad	1		6800U
Hose Kit	Complete Set of Hoses	1		7547
Hose, 3'	Pump to Jack, Left Front Top	1	Brown Solid	2458
Hose, 4'	Pump to Jack, Left Front Bottom	1	Brown Stripe	2459
Hose, 8'	Pump to Jack, Right Front Top	1	White Solid	2463
Hose, 10'	Pump to Jack, Right Front Bottom	1	White Stripe	2465
Hose, 10'	LR Jack Bottom to RR Jack Bottom	1	Org. Stripe/Yel Stripe	2465
Hose, 34'	Pump to Jack, Right Rear Top	1	Yellow Solid	2484
Hose, 36'	Pump to Jack, Right Rear Bottom	1	Yellow Stripe	2486
Hose, 36'	Pump to Jack, Left Rear Top	1	Orange Solid	2486

Options				

Revisions				

**ENTEGRA MY2022  
REATTA XL - 40Q2, 39BH, 39T2, 37K**



**Notes:**

Item, Length	Description / Location	Qty	Color	Equalizer Part No.
Kit	(Items listed below)	1		8769 & 8770A
Pump	4-Function, Jacks	1		7953KS
Jack	12,000 lbs, 16" Stroke	4		7214
Touch Pad	Located to the left of the drivers seat	1		3103
AL Controller	Attached to bottom of structure	1		2745U
Harness	Connects Pump to Controller	1		6799U
Harness	Connects Controller to Touch Pad	1		6800U
Hose Kit	Complete Set of Hoses	1		7547
Hose, 3'	Pump to Jack, Left Front Top	1	Brown Solid	2458
Hose, 4'	Pump to Jack, Left Front Bottom	1	Brown Stripe	2459
Hose, 8'	Pump to Jack, Right Front Top	1	White Solid	2463
Hose, 10'	Pump to Jack, Right Front Bottom	1	White Stripe	2465
Hose, 10'	LR Jack Bottom to RR Jack Bottom	1	Org. Stripe/Yel Stripe	2465
Hose, 34'	Pump to Jack, Right Rear Top	1	Yellow Solid	2484
Hose, 36'	Pump to Jack, Right Rear Bottom	1	Yellow Stripe	2486
Hose, 36'	Pump to Jack, Left Rear Top	1	Orange Solid	2486


Options				

Revisions				



Diagram illustrating the interior layout of the vehicle, showing the locations of the four jacks, the pump, the touch pad, and the controller.

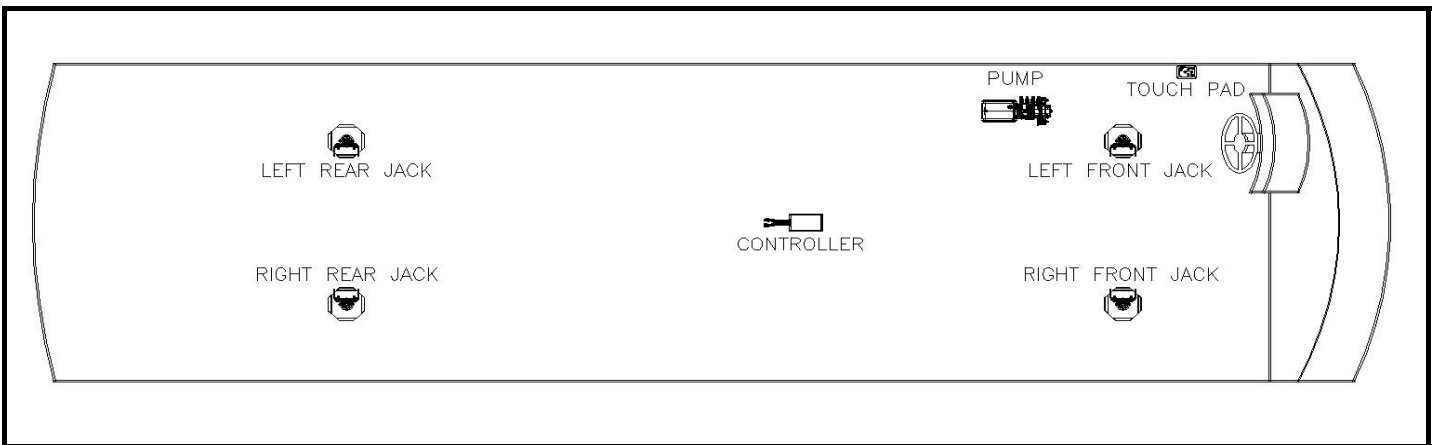
- LEFT REAR JACK
- RIGHT REAR JACK
- CONTROLLER
- PUMP
- TOUCH PAD
- LEFT FRONT JACK
- RIGHT FRONT JACK

In September 2019 the pump changed from 7545 to 7545KS

## Options

## Revisions

**ENTEGRA MY2022**  
**ANTHEM - 44B, 44F, 44W, 44R, 44Z**



**Notes:**

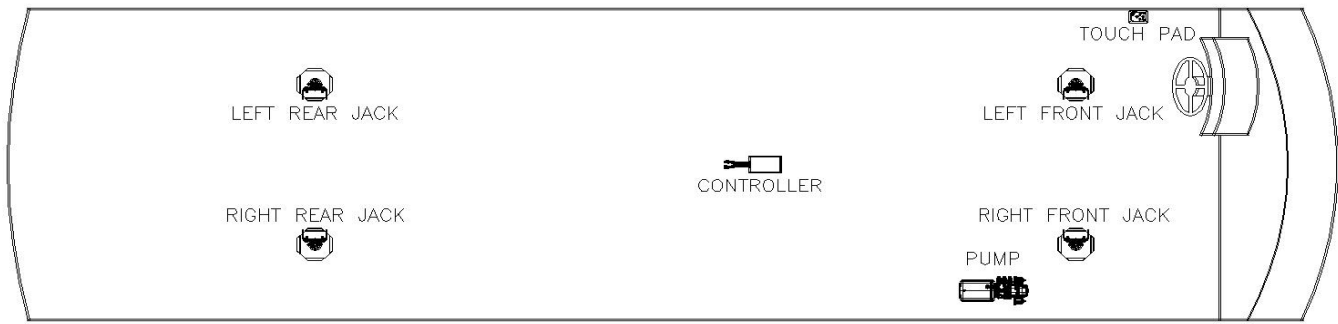
In September 2019 the pump changed from 7545 to 7545KS

Item, Length	Description / Location	Qty	Color	Equalizer Part No.
Kit	(Items listed below)	1		8769 & 8770C
Pump	4-Function, Jacks	1		7545KS
Jack	17,500 lbs, 18" Stroke	4		7134
Touch Pad	Located to the left of the drivers seat	1		3103
AL Controller	Attached to bottom of structure	1		2745U
Harness	Connects Pump to Controller	1		6799U
Harness	Connects Controller to Touch Pad	1		6800U
Hose Kit	Complete Set of Hoses	1		7547
Hose, 3'	Pump to Jack, Left Front Top	1	Brown Solid	2458
Hose, 4'	Pump to Jack, Left Front Bottom	1	Brown Stripe	2459
Hose, 8'	Pump to Jack, Right Front Top	1	White Solid	2463
Hose, 10'	Pump to Jack, Right Front Bottom	1	White Stripe	2465
Hose, 10'	LR Jack Bottom to RR Jack Bottom	1	Org. Stripe/Yel Stripe	2465
Hose, 34'	Pump to Jack, Right Rear Top	1	Yellow Solid	2484
Hose, 36'	Pump to Jack, Right Rear Bottom	1	Yellow Stripe	2486
Hose, 36'	Pump to Jack, Left Rear Top	1	Orange Solid	2486

**Options**


**Revisions**


**ENTEGRA MY2022**  
**CORNERSTONE - 45B, 45F, 45W, 45R, 45Z**



**Notes:**

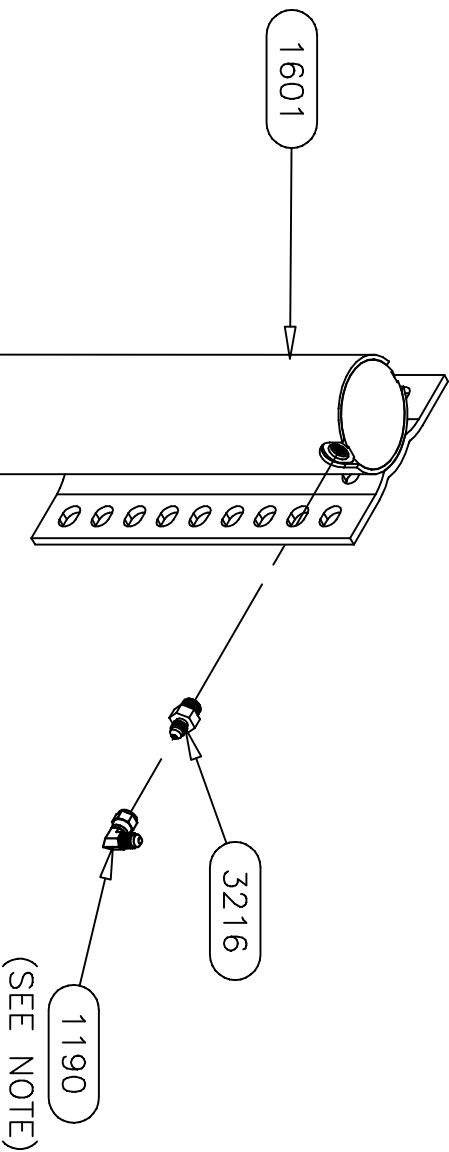
In September 2019 the pump changed from 7545 to 7545KS

Item, Length	Description / Location	Qty	Color	Equalizer Part No.
Kit	(Items listed below)	1		8769 & 8770C
Pump	4-Function, Jacks	1		7545KS
Jack	17,500 lbs, 18" Stroke	4		7134
Touch Pad	Located to the left of the drivers seat	1		3103
AL Controller	Attached to bottom of structure	1		2745U
Harness	Connects Pump to Controller	1		6799U
Harness	Connects Controller to Touch Pad	1		6800U
Hose Kit	Complete Set of Hoses	1		7547
Hose, 3'	Pump to Jack, Right Front Top	1	White Solid	2458
Hose, 4'	Pump to Jack, Right Front Bottom	1	White Stripe	2459
Hose, 8'	Pump to Jack, Left Front Top	1	Brown Solid	2463
Hose, 10'	Pump to Jack, Left Front Bottom	1	Brown Stripe	2465
Hose, 10'	LR Jack Bottom to RR Jack Bottom	1	Org. Stripe/Yel Stripe	2465
Hose, 34'	Pump to Jack, Right Rear Top	1	Yellow Solid	2484
Hose, 36'	Pump to Jack, Right Rear Bottom	1	Yellow Stripe	2486
Hose, 36'	Pump to Jack, Left Rear Top	1	Orange Solid	2486

**Options**

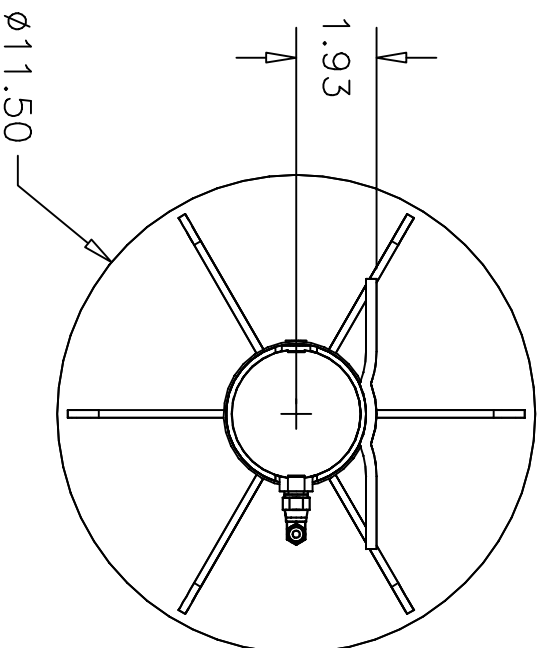
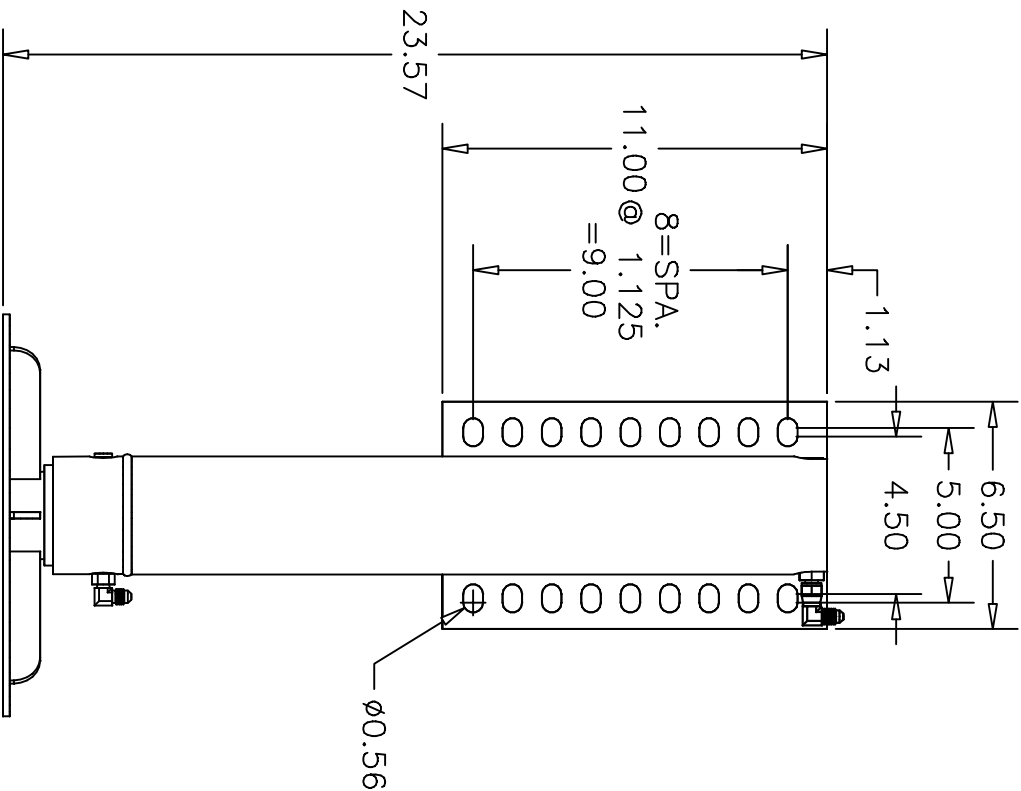

**Revisions**



Note:  
Only two of the jacks in this system have the 1190 fitting and one jack will have (2) 1124 fittings at the bottom.

<b>Equalizer</b>		55169 COUNTRY ROAD 3 ELKHART, IN 46515		#	REVISIONS		BY:	DATE:	UNLESS OTHERWISE SPECIFIED:		TITLE	USED ON:	
NOTICE - This drawing, including principles of design, is the property of Dows Corporation, Elkhart, Indiana, with the agreement that it is not to be reproduced, copied, or loaned in any manner that may constitute a detriment directly or indirectly to Dows Corporation. Acceptance of this will be construed as an agreement of the above.									TOLERANCES:		SL 18 S LEG ASSEMBLY	ENTEGR A-ASPIRE	
									.XXX ± 0.010		SIZE SCALE MATERIAL	NOTED	
									.XX ± 0.010		A 1:1 A S		
									.X ± 0.020		DRW BY: DATE:	PART NAME: SL 18 S	
									ANG. ± 1/2"		SU 3/2/15	PAGE: 2 OF 3	
									REMOVE ALL BURRS AND SHARP EDGES .015 MAX		AP'D BY: DATE:	DWG NO.: P7134	
												REV: -	



Equalizer

55169 COUNTY ROAD 3  
ELKHART, IN 46515

#

REVISIONS

BY:

DATE:

UNLESS OTHERWISE  
SPECIFIED:  
TOLERANCES:  
.XXX ± 0.010  
.XX ± 0.010  
.X ± 0.030  
ANG. ± 1/2°  
REMOVE ALL BURRS AND  
SHARP EDGES .015 MAX

TITLE

SL 18 S LEG ASSEMBLY

USED ON:

ENTEGRA-ASPIRE

SIZE SCALE MATERIAL

A 1:1 AS

NOTED

DRW BY: DATE:

SU 3/2/15

PART NAME:

SL 18 S

PAGE: 3 OF 3 DWG NO.: P7134

REV:

NOTICE - This drawing, including principles of design, is the property of Dwyer Corporation, Elkhart, Indiana, with the agreement that it is not to be reproduced, copied, or loaned in any manner that may constitute a detriment directly or indirectly to Dwyer Corporation. Acceptance of this will be construed as an agreement of the above.

PART #	DESCRIPTION	QUAN
--------	-------------	------

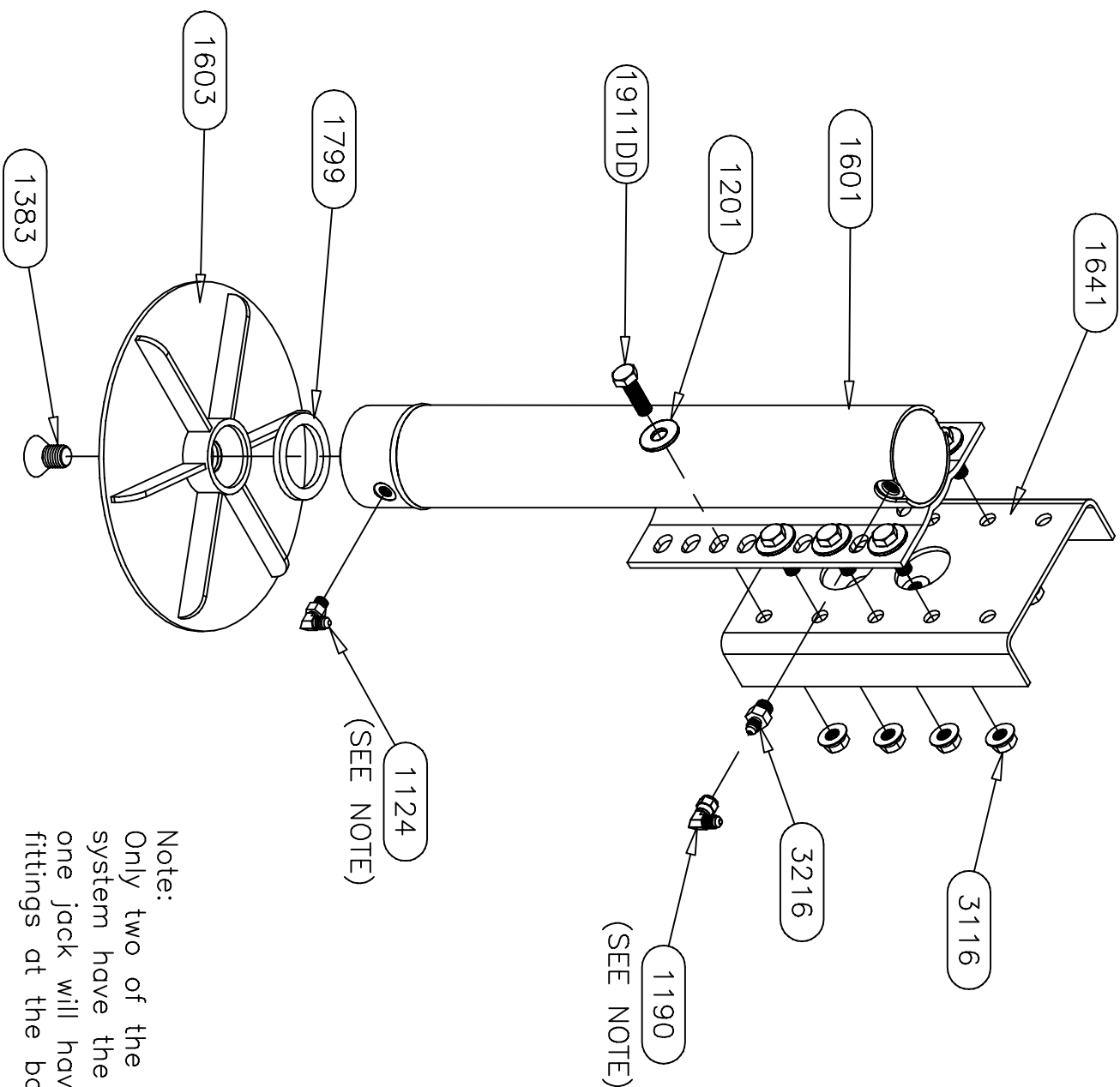

## 7548 PARTS LIST (FOUR JACKS)

--	--	--

BY:	DATE:	UNLESS OTHERWISE SPECIFIED: TOLERANCES:	TITLE	USED ON:
SJ	3/2/15		DP/SL 18 LEG ASSEMBLY	ENTEGRA

[illegible]

UNLESS OTHERWISE SPECIFIED:  TOLERANCES: .XXX ± 0.010 .XX ± 0.010 .X ± 0.030 ANG. ± 1/2° REMOVE ALL BURRS AND SHARP EDGES .015 MAX	TITLE		USED ON:	
	DP/SL 18 LEG ASSEMBLY	INTEGRAL		
	SIZE SCALE	MATERIAL		
	A 1:1	AS		
	NOTED			
	DRW BY:	DATE:	PART NAME:	
	SJ	5/12/14	DP/SL 18 FIXED LEG ASSEMBLY (JAYCO)	
	APP'D BY:	DATE:	PAGE:	DWG NO.:
	—	—	1 OF 2	P/134TS/7548
			A	

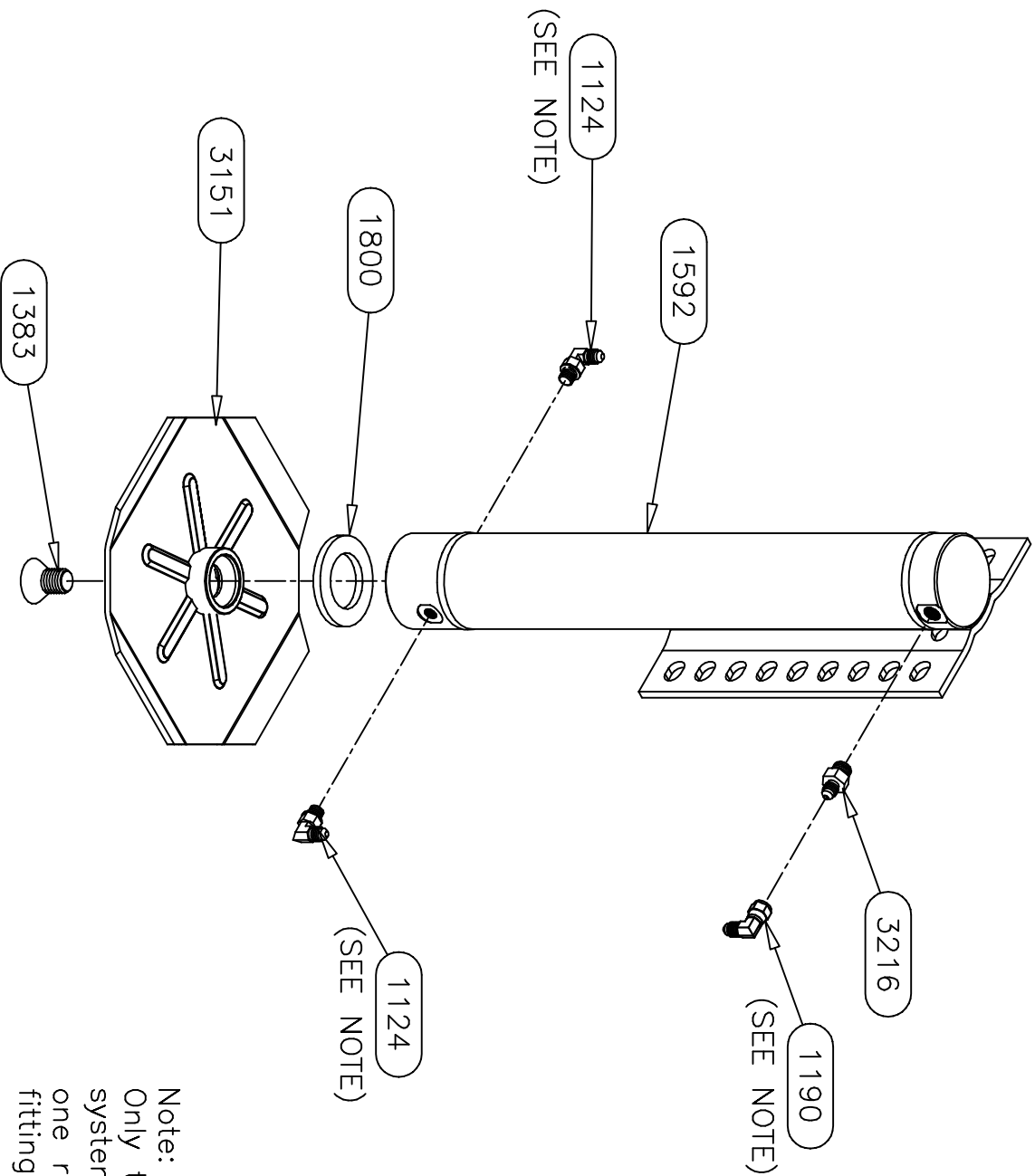


Note:  
Only two of the jacks in this system have the 1190 fitting and one jack will have (2) 1124 fittings at the bottom.

55169 COUNTRY ROAD 3			55169		
ELKHART, IN 46515			ELKHART, IN 46515		
Equalizer			Equalizer		
NOTICE - This drawing, including principles of design, is the property of Doy's Corporation, Elkhart, Indiana, with the agreement that it is not to be reproduced, copied, or loaned in any manner that may constitute a detriment directly or indirectly to Doy's Corporation. Acceptance of this will be construed as an agreement of the above.			NOTICE - This drawing, including principles of design, is the property of Doy's Corporation, Elkhart, Indiana, with the agreement that it is not to be reproduced, copied, or loaned in any manner that may constitute a detriment directly or indirectly to Doy's Corporation. Acceptance of this will be construed as an agreement of the above.		
#	REVISIONS	BY:	DATE:	TITLE	USED ON:
A	3216 was 1403	SJ	3/2/15	DP/SL 18 LEG ASSEMBLY	ENGINEERING
				SIZE SCALE MATERIAL	
				A 1:1 A S	NOTED
				DRW BY: DATE:	PART NAME:
				SJ 5/12/14	DP/SL 18 FIXED LEG ASSEMBLY (JAYCO)
				AP'D BY: DATE:	PAGE: DWG NO.: REV:
				-	2 OF 2 P7134TS/7548 A
UNLESS OTHERWISE SPECIFIED:			TOLERANCES:		
.XXX ± 0.010			.X ± 0.030		
ANG. ± 1/2°			REMOVE ALL BURRS AND SHARP EDGES .015 MAX		







Note:  
Only two of the jacks in this system have the 1190 fitting and one rear jack will have (2) 1124 fittings at the bottom.

Equalizer		55169 COUNTRY ROAD 3 ELKHART, IN 46515		#	REVISIONS		BY:	DATE:	UNLESS OTHERWISE SPECIFIED:		TITLE	USED ON:	
NOTICE - This drawing, including principles of design, is the property of Dye's Corporation, Elkhart, Indiana, with the agreement that it is not to be reproduced, copied, or loaned in any manner that may constitute a detriment directly or indirectly to Dye's Corporation. Acceptance of this will be construed as an agreement of the above.									TOLERANCES:		SL 16 S LEG ASSEMBLY	ENTE GRA ASPIRE	
									.XXX ± 0.010		SIZE SCALE MATERIAL	NOTED	
									.XX ± 0.010		A 1:1 A S		
									.X ± 0.030		DRW BY: DATE:		
									ANG. ± 1/2"		2/27/15		
									REMOVE ALL BURS AND SHARP EDGES .015 MAX		AP'D BY DATE:	PART NAME: SL 16 S LEG ASSEMBLY	PAGE: 2 OF 3
												DWG NO.: P7214	REV: -



PART #	DESCRIPTION	QUAN
--------	-------------	------

1383	SCREW-3/4-10 X 1 1/4 FHSCS Z	1
1683	FOOT-10 X 10 OCTAGON	1
1800	CUSHION-DAMPENING RING-SMALL/THICK	1
2943	CYLINDER-2 X 15 SL	1
REQUIRED JACK FITTINGS FOR FOUR LEGS		
1124	FITTING-#4 JIC X #4 OR MALE 90	6
1190	FITTING-#4 X #4 JIC SWIVEL 90	4
1403	FITTING-RESTRICTOR #6 X #4	4

1124	FITTING-#4 JIC X #4 OR MALE 90	6
------	--------------------------------	---

1190	FITTING-#4 X #4 JIC SWIVEL 90	4
1403	FITTING-RESTRICTOR #6 X #4	4

[illegible]

## Equalizer

#

## BY:

DATE: \_\_\_\_\_

**UNLESS OTHERWISE**

TITLE
SL 15 S LEG ASSEMBLY

**USED ON:**

YCO/ENTEGRA

SIZE	SCALE	MATERIAL
A	1:1	A/S

ZOTIFIED

DRW BY:	DATE:
---------	-------

PART NAME:

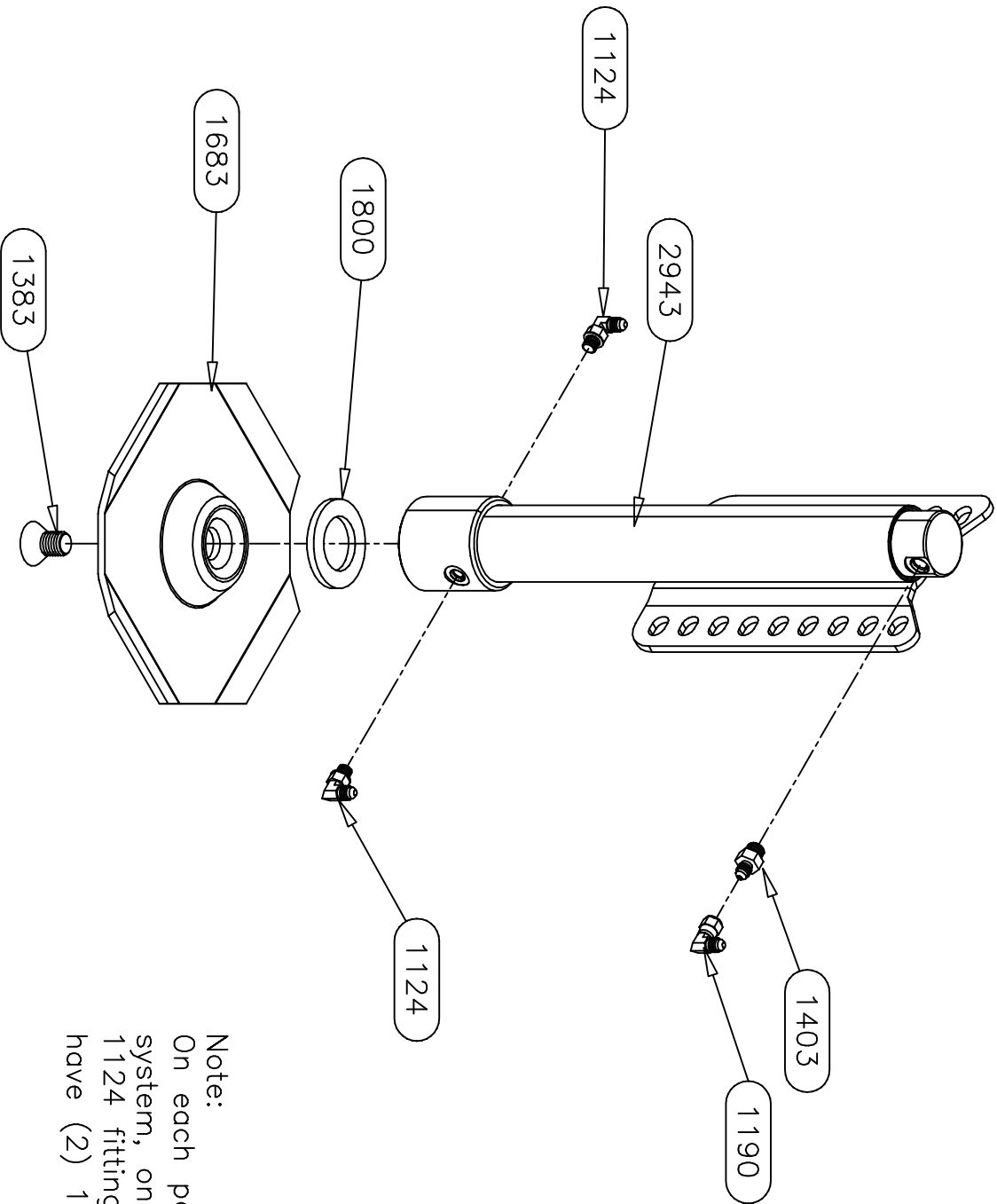
SJ	9/6/17
----	--------

SL 15 S LEG ASSEMBLY

APP'D BY DATE:

PAGE:	DWG NO.:	R
-------	----------	---

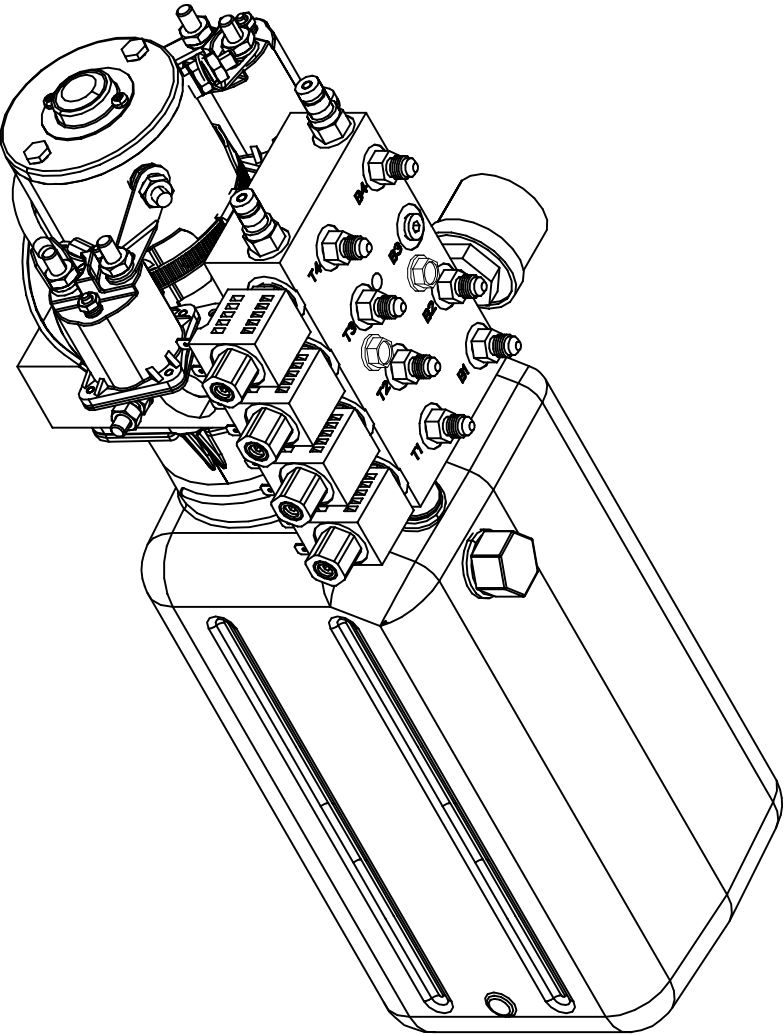
**NOTICE** – This drawing, including principles of design, is the property of Doy's Corporation, Elkhart, Indiana, with the agreement that it is not to be reproduced, copied, or loaned in any manner that may constitute a detriment directly or indirectly to Doy's Corporation. Acceptance of this will be construed as an agreement of the above.



Note:  
On each pair of jacks in this system, one jack will have (1) 1124 fitting and the other will have (2) 1124 fittings.

<b>Equalizer</b>		55169 COUNTRY ROAD 3 ELKHART, IN 46515		#	REVISIONS		BY:	DATE:	UNLESS OTHERWISE SPECIFIED:		TITLE	USED ON:	
NOTICE - This drawing, including principles of design, is the property of Doye Corporation, Elkhart, Indiana, with the agreement that it is not to be reproduced, copied, or loaned in any manner that may constitute a detriment directly or indirectly to Doye Corporation. Acceptance of this will be construed as an agreement of the above.									TOLERANCES:		SL 15 S LEG ASSEMBLY	JAYCO/ENTEGRA	
									.XXX ± 0.010		SIZE SCALE MATERIAL	NOTED	
									.XX ± 0.010		A 1:1 A S		
									.X ± 0.030		DRW BY: DATE:		
									ANG. ± 1/2"		9/6/17		
									REMOVE ALL BURRS AND SHARP EDGES .015 MAX		AP'D BY: DATE:	PART NAME: SL 15 S LEG ASSEMBLY	
											—	PAGE: 2 OF 2	
												DWG NO.: P7636	
												REV: —	

7545 PARTS LIST			
PART#	DESCRIPTION	QUAN	
1122	FITTING-#4 OR MALE X #4 JIC	7	
1187	SCREW-3/8-16 X 1 1/4 CUP PT SSS	2	
1278	NUT-3/8 FLANGE	2	
1735	FITTING-DF04-1/4 DIAG. TIP	2	
2042	NUT-5/16-18 HEX ZINC	1	
2047	SWITCH-PRESSURE SWITCH 1200 PSI	1	
2128	PLUG-#4 SOCKET HEAD 0-RING	3	
2417	PLUG-SOCKET HEAD #8 O-RING	1	
2542	PUMP-BIROTATE MTE 8 QT.	1	
2723	MANIFOLD-BIROT 4 FUNC. COMPACT	1	
2747	SCREW-5/16-18 X 2 1/4 FLANGE	2	
3073	VALVE-DELTROL	4	
3074	COIL-DELTROL	4	
6572	HARNES, 10" POWER AND GROUND FEED	1	
6648BR	HARNES, 4 FUNC PUMP GROUND BIROT	1	
6791BR	HARNES, PUMP 4 FUNC BR 9 PIN	1	
1444	SOLENOID-HD PLTD	2	
2007	CAP-MTE BREATHER	1	
2307K	RESERVOIR-KIT-MTE 8QT.-2015, 2542, 1551	1	
2605	MOTOR-MTE BIROT	1	

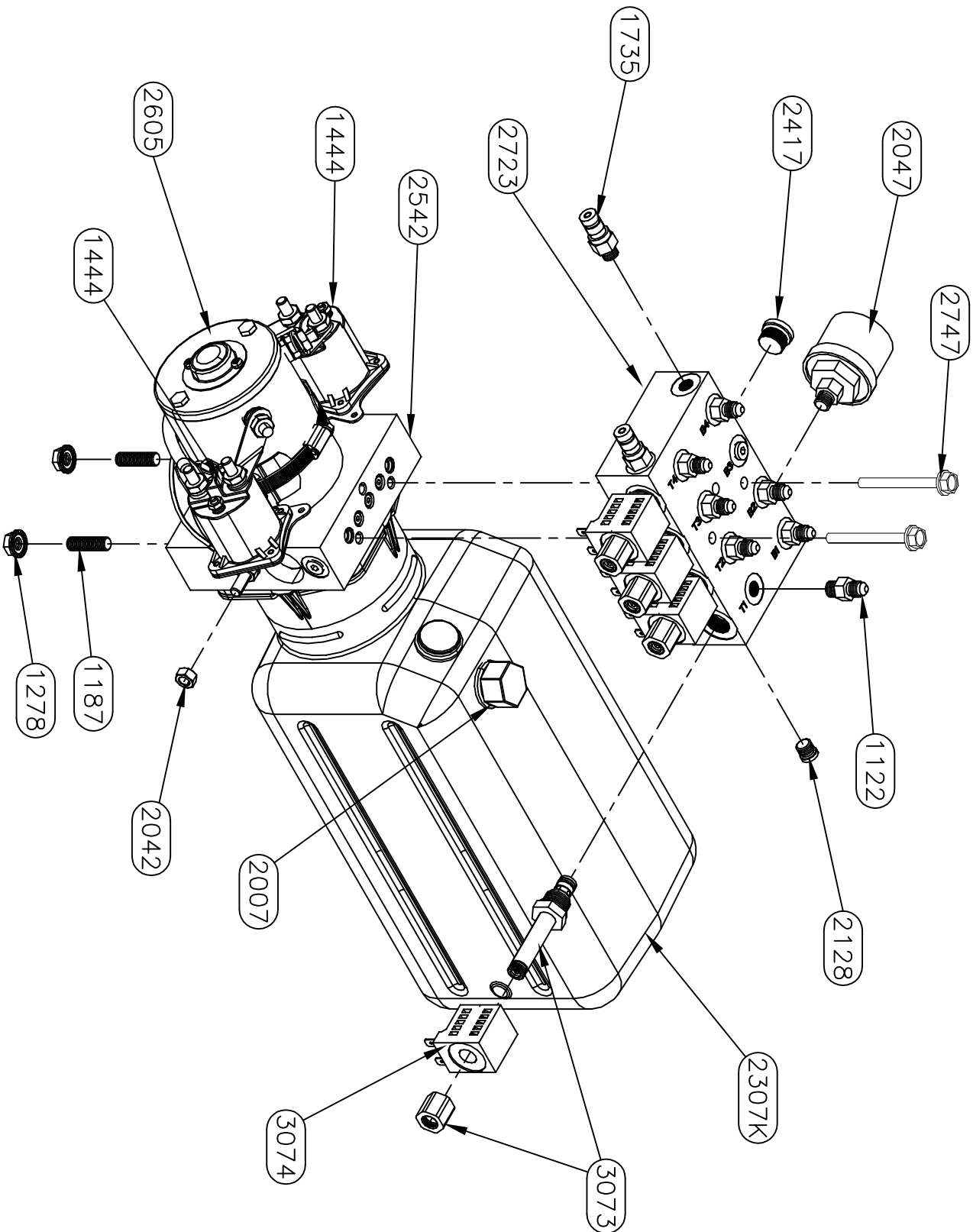


NOTE:  
 PARTS 1444, 2007, 2307K, & 2605 ARE INCLUDED IN PART  
 2542 AS AN ASSEMBLY (2307K ALSO INCLUDES 2007)  
 PARTS 6572, 6648BR, & 6791BR ARE NOT SHOWN

**Warranty authorization must come directly  
 from Equalizer Systems. (800) 846-9659.**

55169 COUNTRY ROAD 3 ELKHART, IN 46515		#		REVISONS		BY:		DATE:		UNLESS OTHERWISE SPECIFIED:		TITLE		USED ON:	
<i>Equalizer</i>										TOLERANCES:		4 FUNC. BIROT. PUMP ASSEMBLY		JAYCO/ENTEGRA	
										.XXX ± 0.010		SIZE SCALE			
										.XX ± 0.030		A 1: 1		MATERIAL	
										.X ± 1/2"		DRW BY:		NOTED	
										ANG. ± 1/2"		DATE:		PART NAME:	
										REMOVE ALL BURRS AND SHARP EDGES .015 MAX		5/9/14		PUMP & MANI 4 FUNC BIROT ENTEGRA	
												AP'D BY		PAGE:	
												DATE:		1 OF 3	
														DWG NO.:	
														P7545	
														REV:	
														1	

NOTICE - This drawing, including principles of design, is the property of Doye Corporation, Elkhart, Indiana, with the agreement that it is not to be reproduced, copied, or loaned in any manner that may constitute a detriment directly or indirectly to Doye Corporation. Acceptance of this will be construed as an agreement of the above.



*Equalizer*

55169 COUNTRY ROAD 3  
ELKHART, IN 46515

#

REVISIONS

BY:

DATE:

UNLESS OTHERWISE  
SPECIFIED:  
TOLERANCES:  
.XXX ± 0.010  
.XX ± 0.030  
.X ± 1/2"

REMOVE ALL BURRS AND  
SHARP EDGES .015 MAX

TITLE  
4 FUNC. BIROT. PUMP ASSEMBLY

USED ON:  
JAYCO/ENTEGRA

SIZE SCALE MATERIAL  
A 1:1 AS

NOTED

DRW BY: SU

PART NAME:  
PUMP & MAIN 4 FUNC BIROT ENTREGA

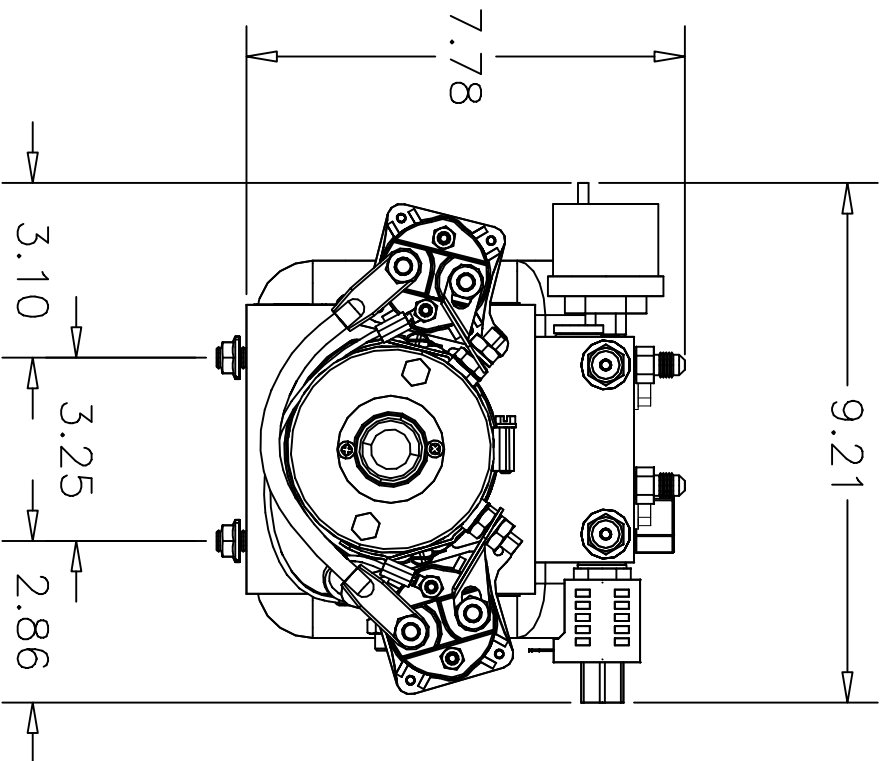
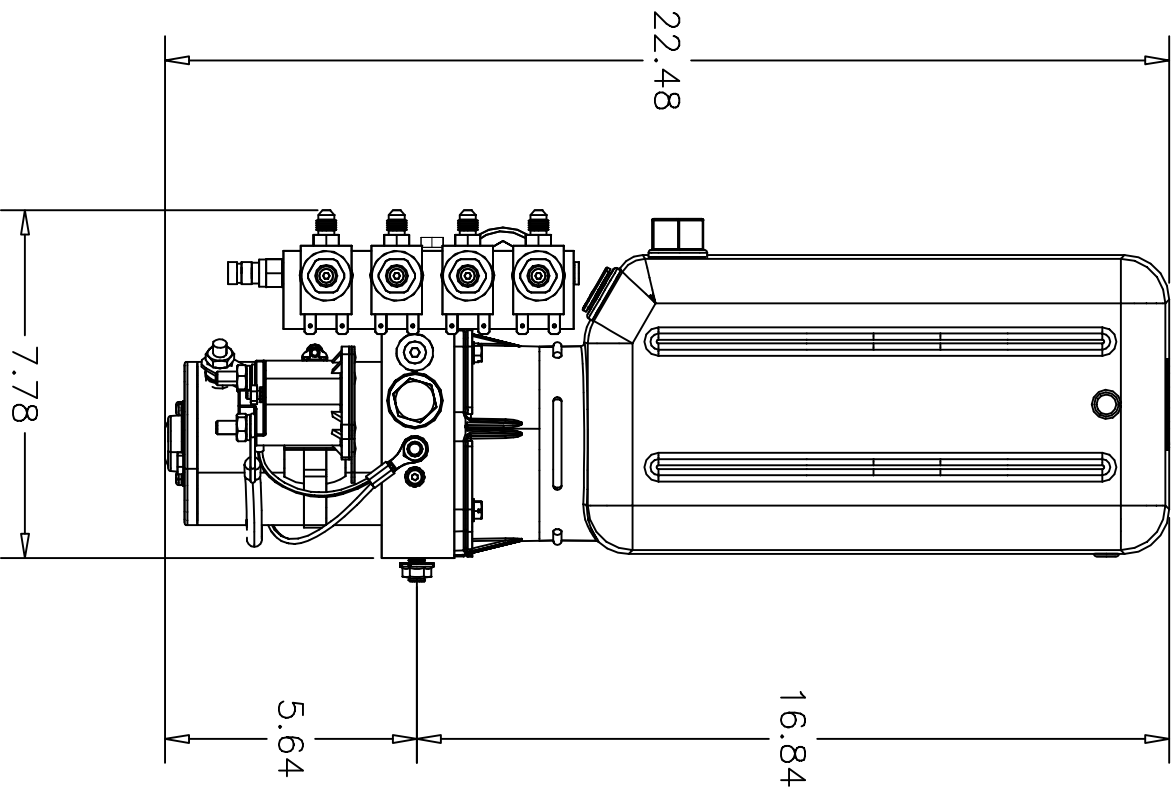
PAGE: 2 OF 3

REV:

DATE: 5/9/14

DWG NO.: P7545

NOTICE - This drawing, including principles of design, is the property of Dye Corporation, Elkhart, Indiana, with the agreement that it is not to be reproduced, copied, or loaned in any manner that may constitute a detriment directly or indirectly to Dye Corporation. Acceptance of this will be construed as an agreement of the above.



*Equalizer*

55169 COUNTY ROAD 3  
ELKHART, IN 46515

#

REVISIONS

BY:

DATE:

UNLESS OTHERWISE SPECIFIED:  
TOLERANCES:  
.XXX ± 0.010  
.XX ± 0.030  
ANG. ± 1/2°  
REMOVE ALL BURRS AND SHARP EDGES .015 MAX

TITLE  
4 FUNC. BIROT. PUMP ASSEMBLY

USED ON:  
JAYCO/ENTEGRA

SIZE SCALE MATERIAL  
A 1:1 AS

NOTED

DRW BY: SU

DATE: 5/9/14

PART NAME: PUMP & MANI 4 FUNC BIROT ENTGARA

AP'D BY: —

DATE: —

PAGE: 3 OF 3

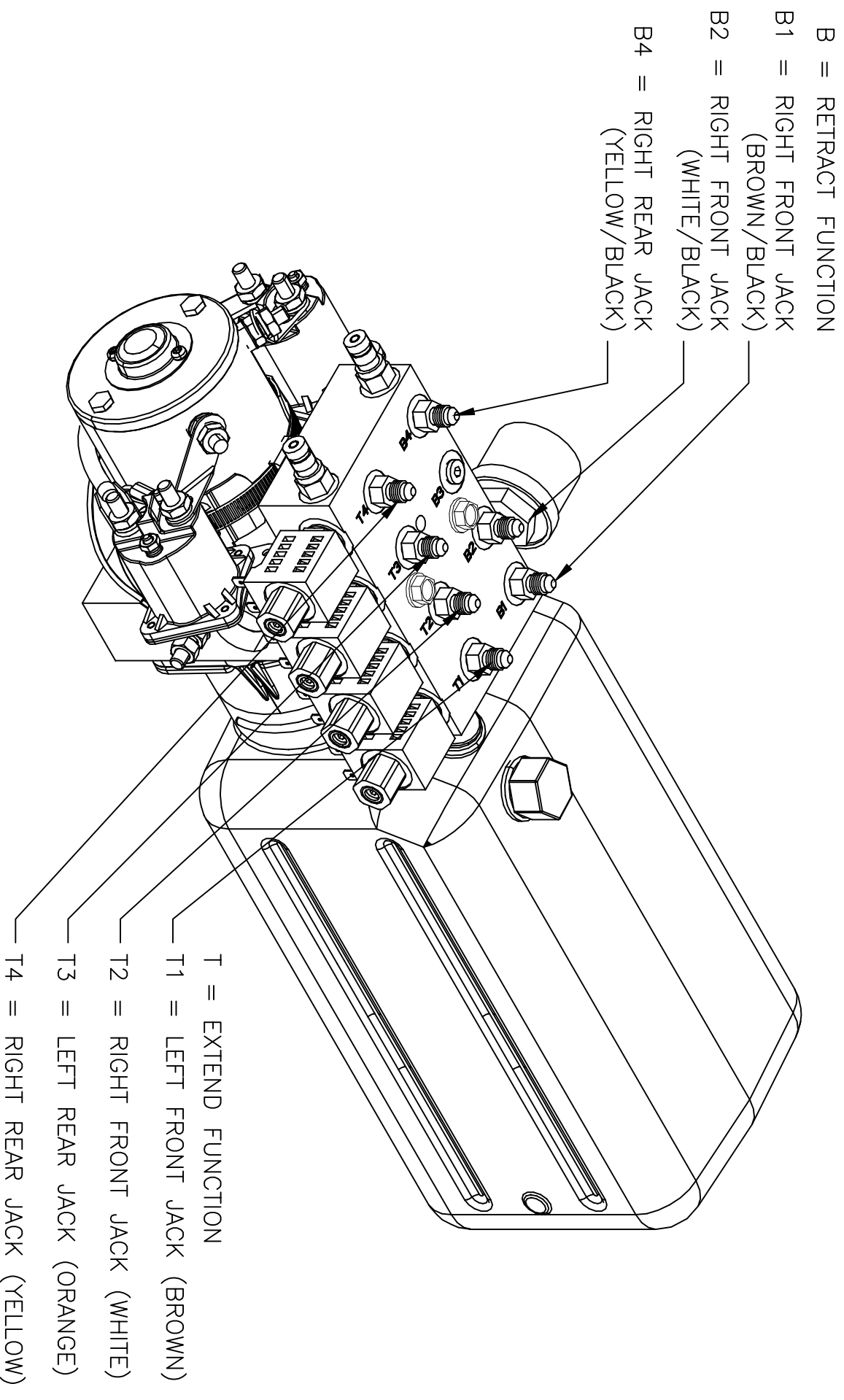
DWG NO.: P7545

REV: —

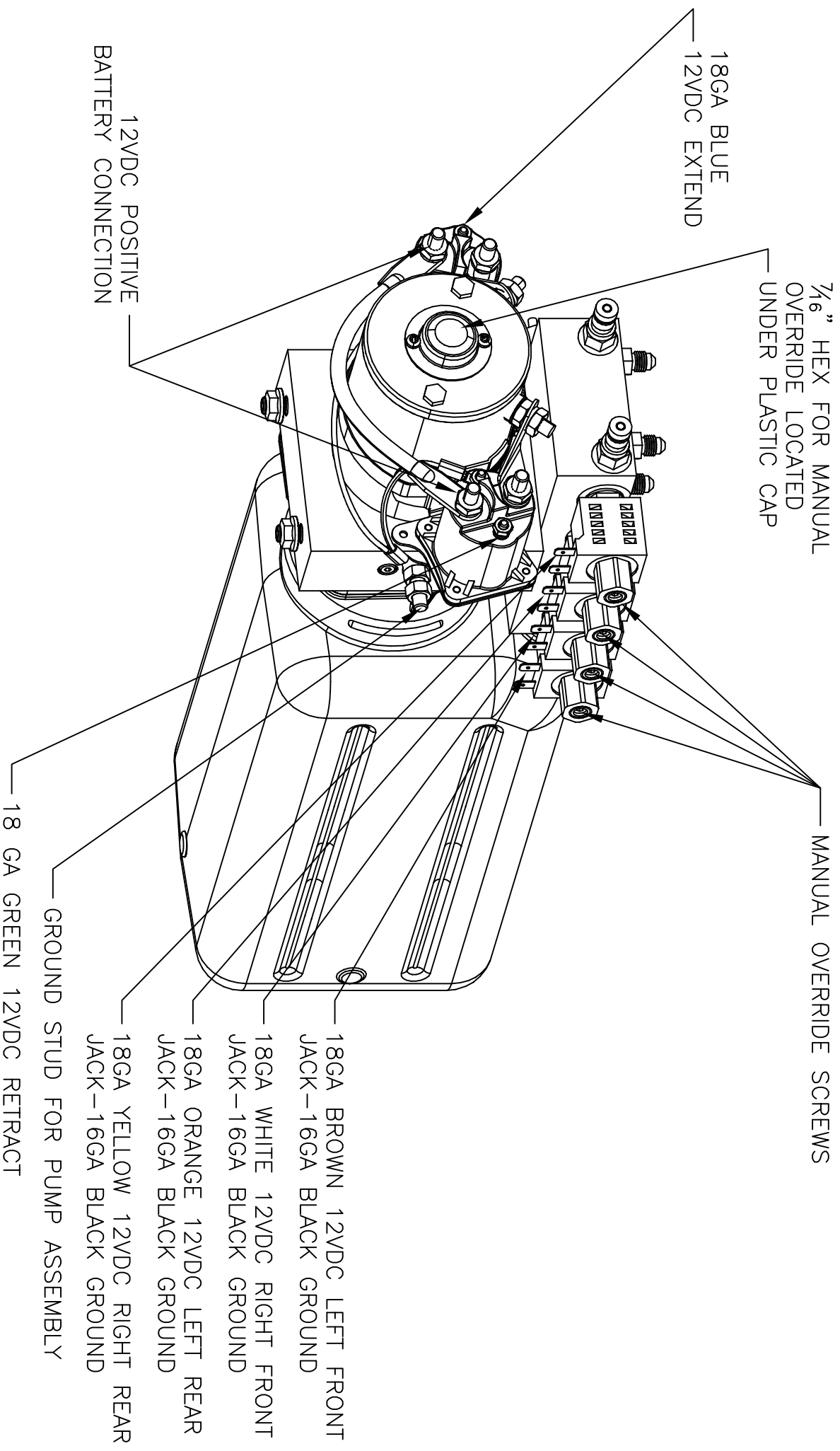
NOTICE - This drawing, including principles of design, is the property of Dycs Corporation, Elkhart, Indiana, with the agreement that it is not to be reproduced, copied, or loaned in any manner that may constitute a detriment directly or indirectly to Dycs Corporation. Acceptance of this will be construed as an agreement of the above.



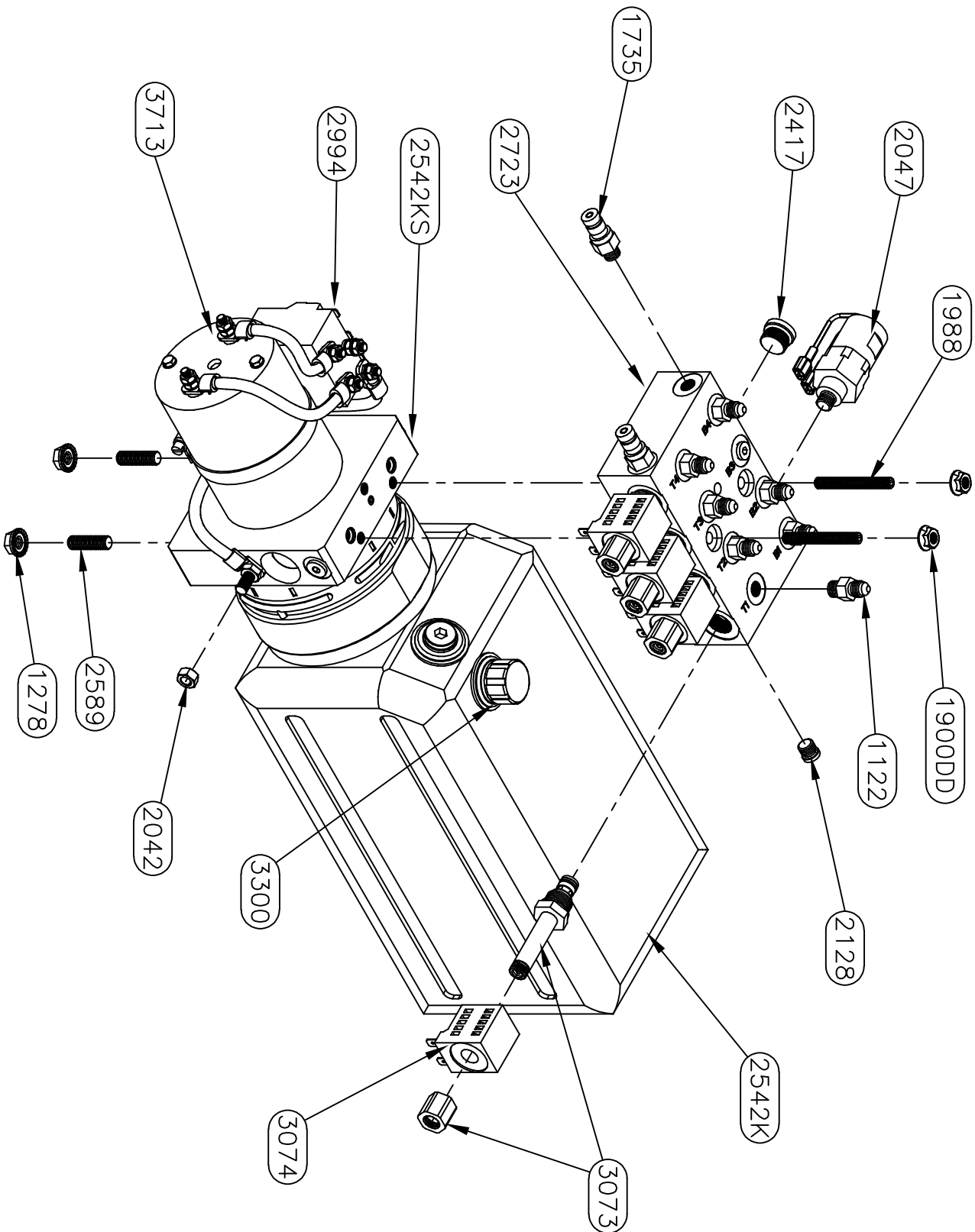
# HYDRAULIC HOSE CONNECTIONS 7545 PUMP



# 7545 PUMP WIRING







Equalizer

55169 COUNTRY ROAD 3  
ELKHART, IN 46515

NOTICE - This drawing, including principles of design, is the property of Dye Corporation, Elkhart, Indiana, with the agreement that it is not to be reproduced, copied, or loaned in any manner that may constitute a detriment directly or indirectly to Dye Corporation. Acceptance of this will be construed as an agreement of the above.

#	REVISIONS	BY:	DATE:	TITLE	USED ON:
				4 FUNC. BIROT. PUMP ASSEMBLY	JAYCO/ENTEGRA
				SIZE SCALE MATERIAL	
				A 1:1 A S	
				DRW BY: DATE:	PART NAME:
				SU 7/29/19	PUMP & MAIN 4 FUNC BIROT ENTGR
				AP'D BY DATE:	PAGE: 2 OF 3
					DWG NO.: P7545KS
					REV: -

UNLESS OTHERWISE

SPECIFIED:

TOLERANCES:

.XXX ± 0.010

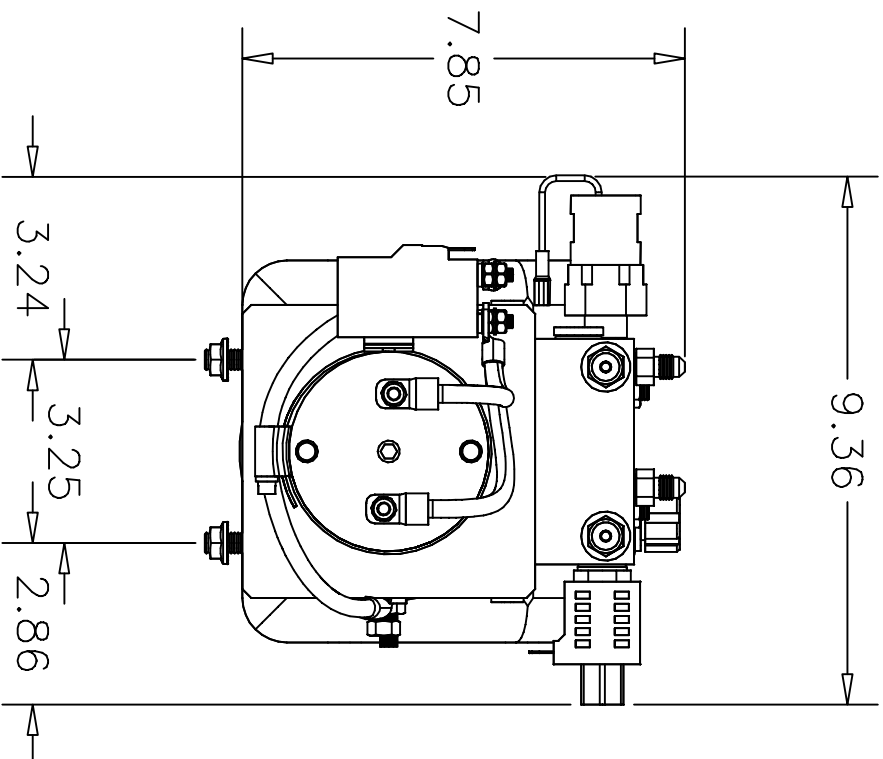
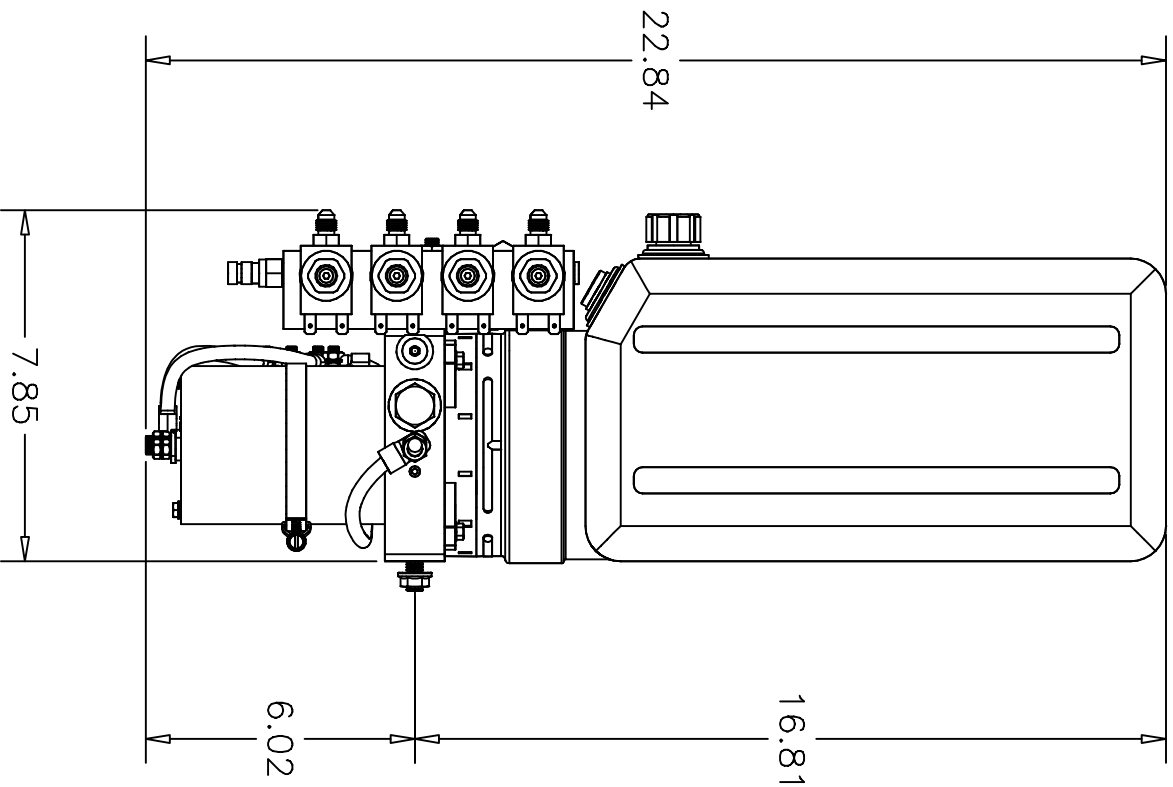
.XX ± 0.010

.X ± 0.030

ANG. ± 1/2°

REMOVE ALL BURRS AND

SHARP EDGES .015 MAX



*Equalizer*

55169 COUNTY ROAD 3  
ELKHART, IN 46515

#

REVISIONS

BY:

DATE:

UNLESS OTHERWISE SPECIFIED:  
TOLERANCES:  
.XXX ± 0.010  
.XX ± 0.020  
.X ± 1/2"  
ANG. ± 1/2"  
REMOVE ALL BURRS AND SHARP EDGES .015 MAX

TITLE  
4 FUNC. BIROT. PUMP ASSEMBLY

USED ON:  
JAYCO/ENTEGRA

SIZE SCALE MATERIAL  
A 1:1 AS

DRW BY: DATE:  
SU 7/29/19

PART NAME:  
PUMP & MANI 4 FUNC BIROT ENTREGA

PAGE:  
3 OF 3

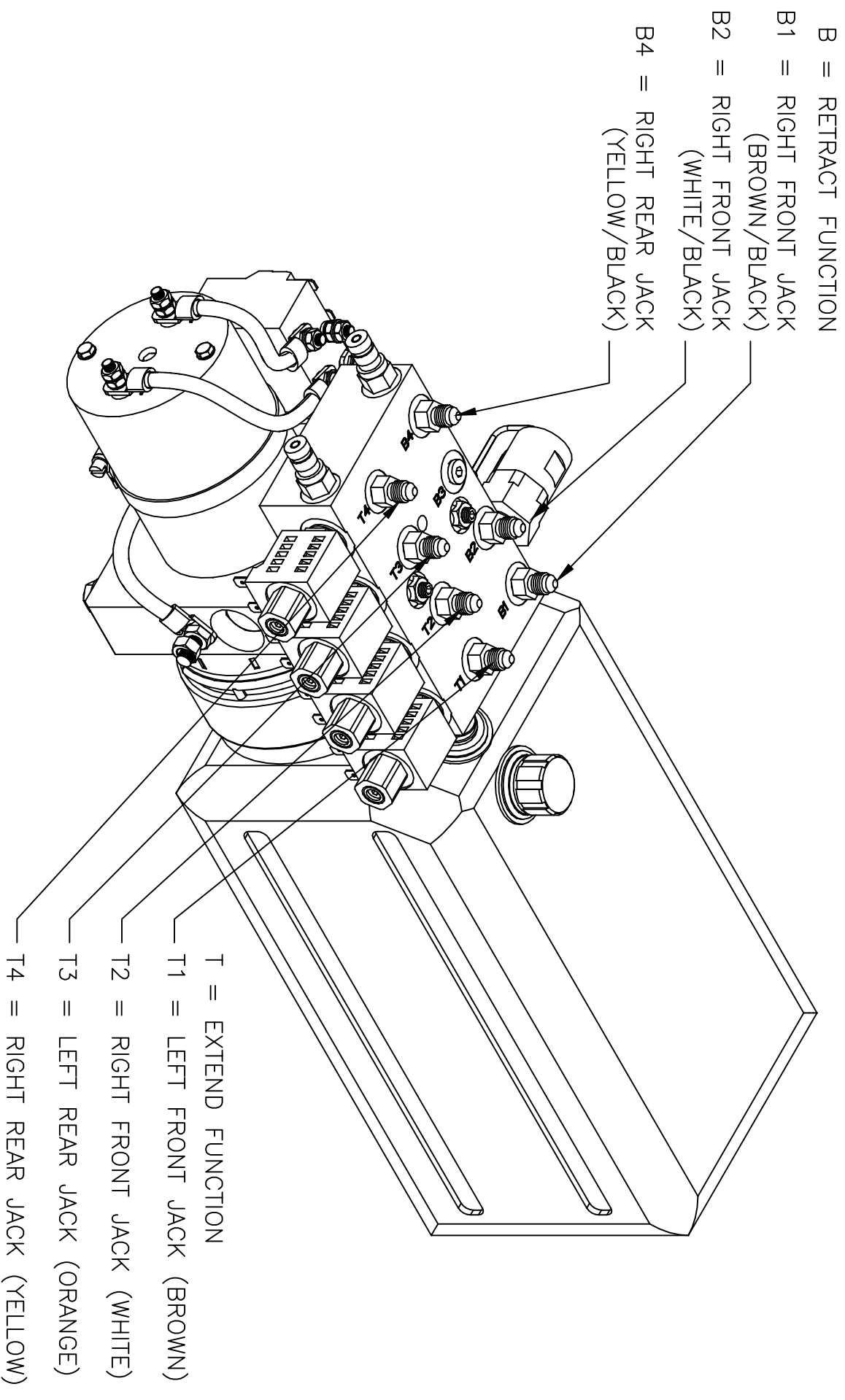
DWG NO.:  
P7545KS

REV:

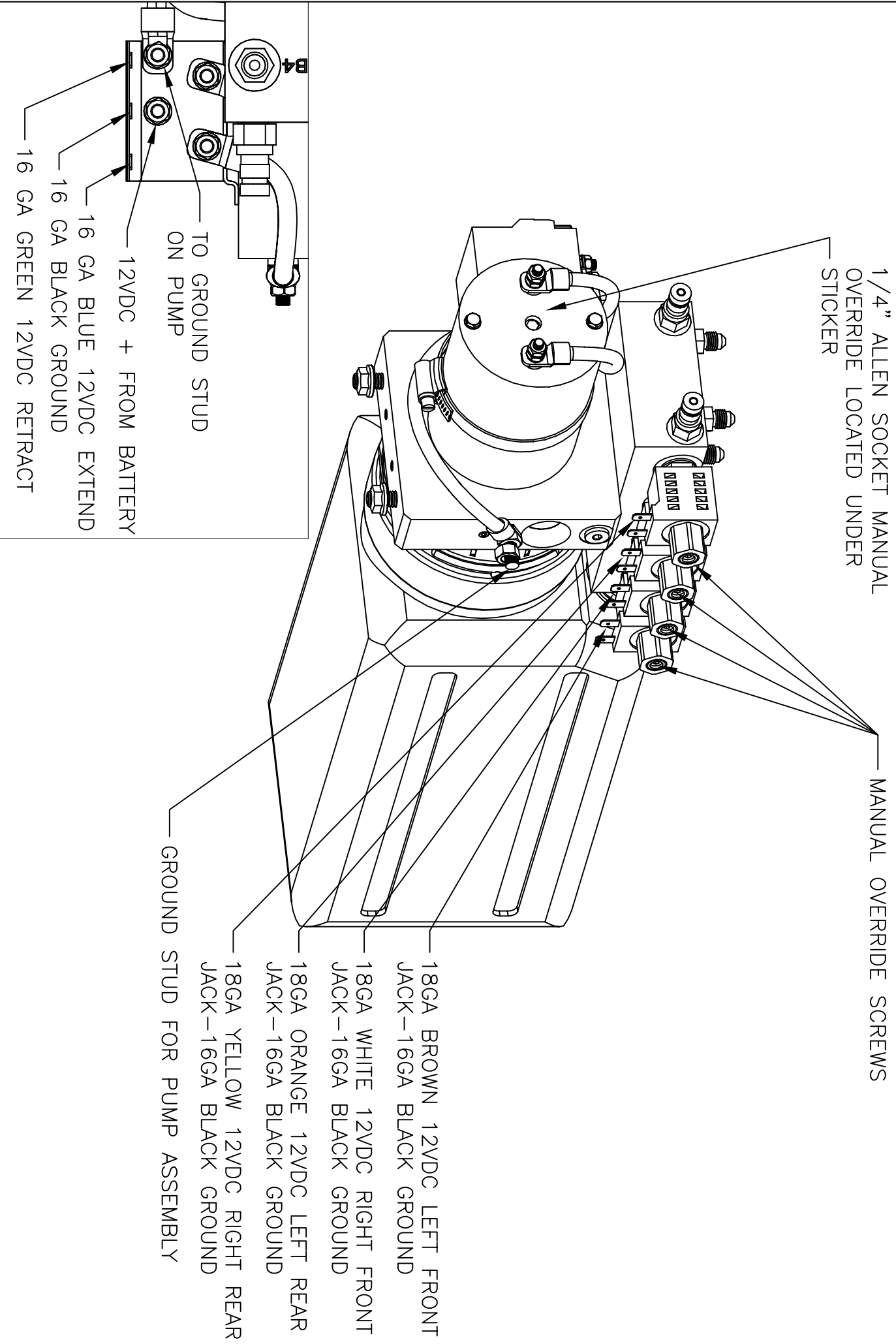
REV:

NOTICE - This drawing, including principles of design, is the property of Dye Corporation, Elkhart, Indiana, with the agreement that it is not to be reproduced, copied, or loaned in any manner that may constitute a detriment directly or indirectly to Dye Corporation. Acceptance of this will be construed as an agreement of the above.

# HYDRAULIC HOSE CONNECTIONS 7545KS PUMP



# 7545KS PUMP WIRING







**Warranty authorization must come directly from Equalizer Systems. (800) 846-9659.**

*Equalizer*

55169 COUNTRY ROAD 3  
ELKHART, IN 46515

NOTICE - This drawing, including principles of design, is the property of Dye's Corporation, Elkhart, Indiana, with the agreement that it is not to be reproduced, copied, or loaned in any manner that may constitute a detriment directly or indirectly to Dye's Corporation. Acceptance of this will be construed as an agreement of the above.

#

REVISIONS

BY:

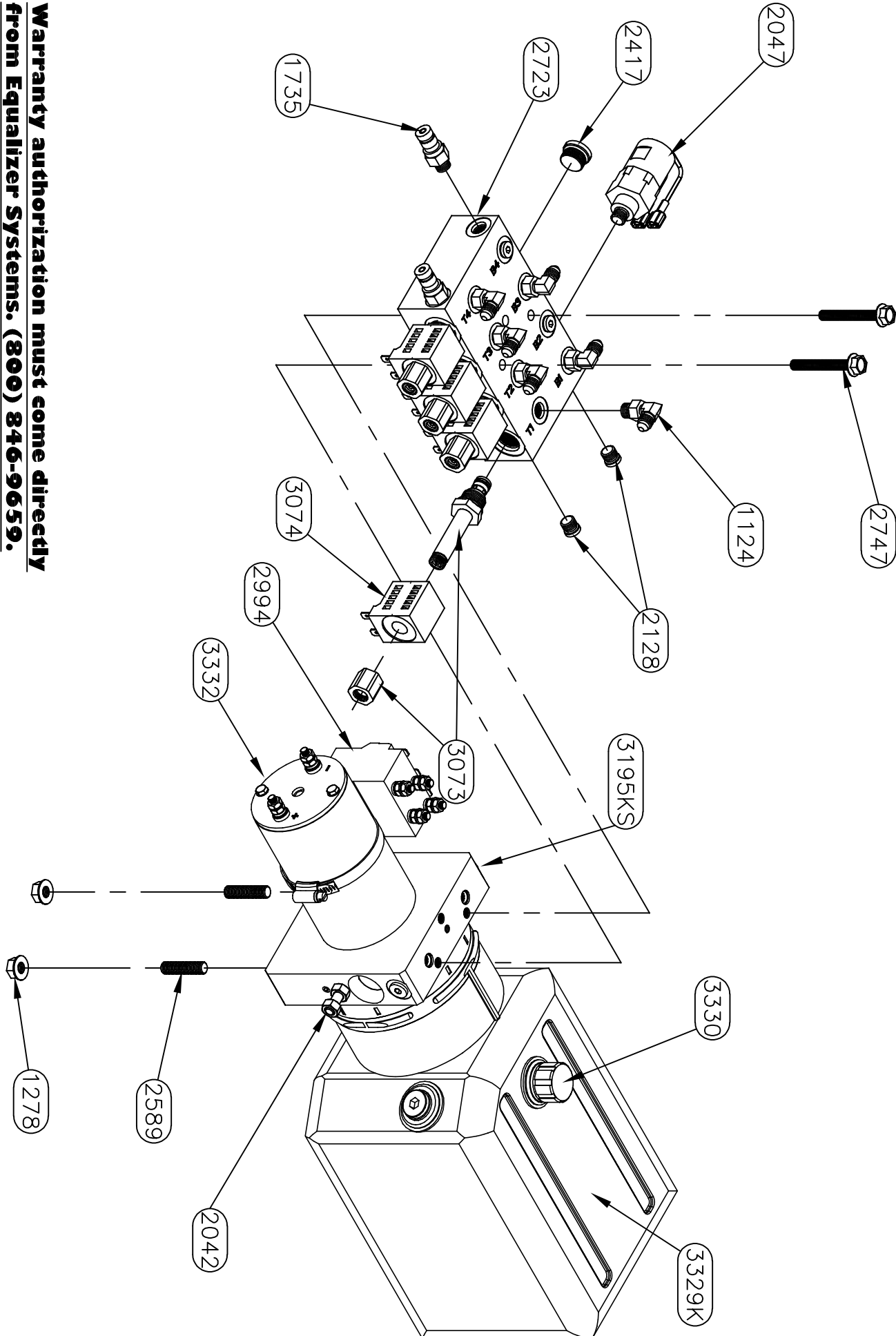
DATE:

UNLESS OTHERWISE SPECIFIED:  
TOLERANCES:  
.XXX ± 0.010  
.XX ± 0.010  
.X ± 0.030  
ANG. ± 1/2°  
REMOVE ALL BURRS AND SHARP EDGES .015 MAX

TITLE  
4 FUNCTION PUMP  
SIZE SCALE MATERIAL  
A 1: 1

USED ON:  
JAYCO REDHAWK, GREYHAWK, & SENECA

DRW BY: SU DATE: 5/30/17 PART NAME: PUMP & MAN 4 FUNC BIROT-KS  
AP'D BY: DATE: PAGE: 2 OF 2 DWG NO.: P7948KS REV: -

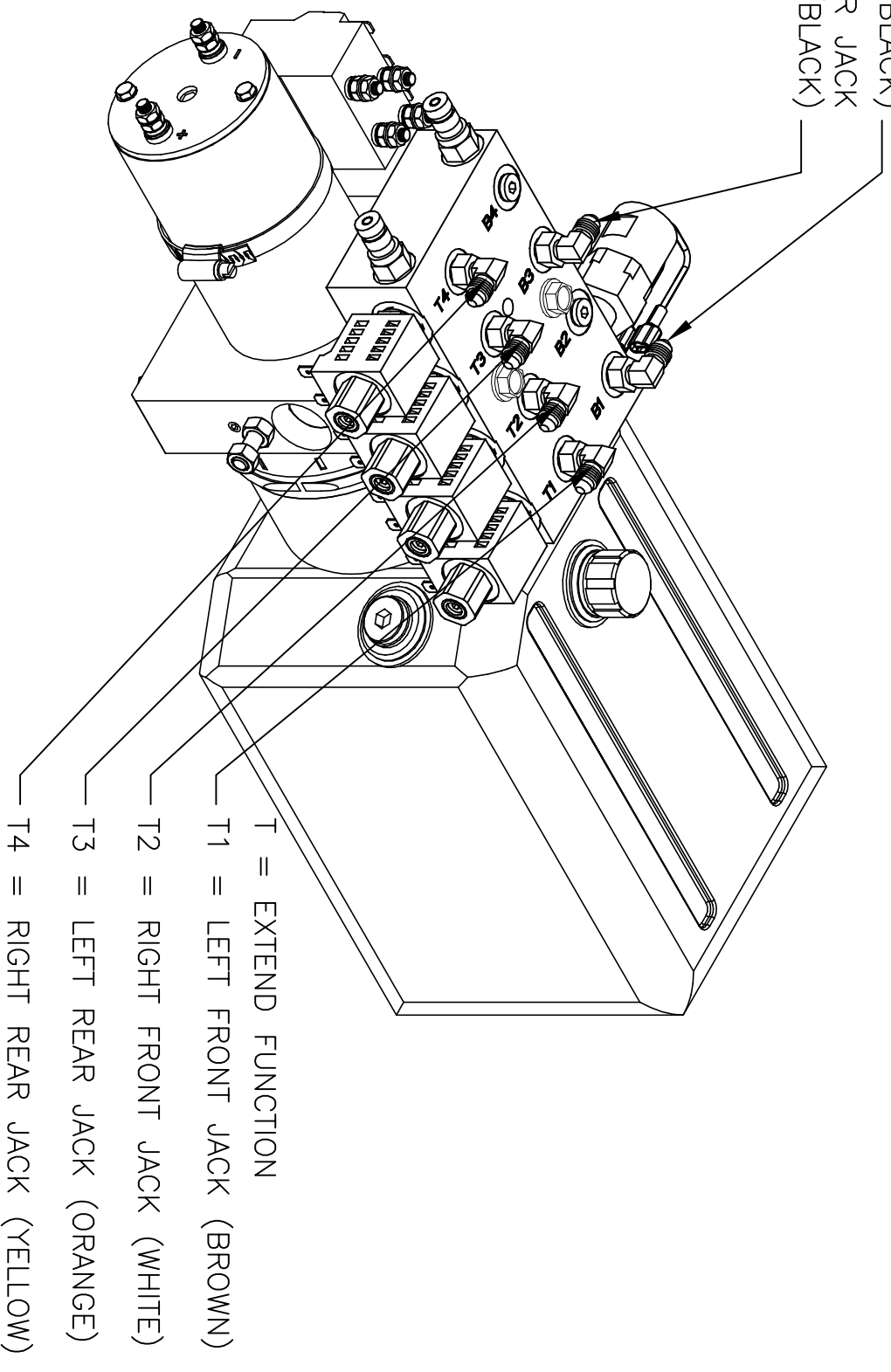


# HYDRAULIC HOSE CONNECTIONS 7948KS PUMP

B = RETRACT FUNCTION

B1 = LEFT FRONT JACK  
(BROWN/BLACK)

B3 = LEFT REAR JACK  
(ORANGE/BLACK)



T = EXTEND FUNCTION

T1 = LEFT FRONT JACK (BROWN)

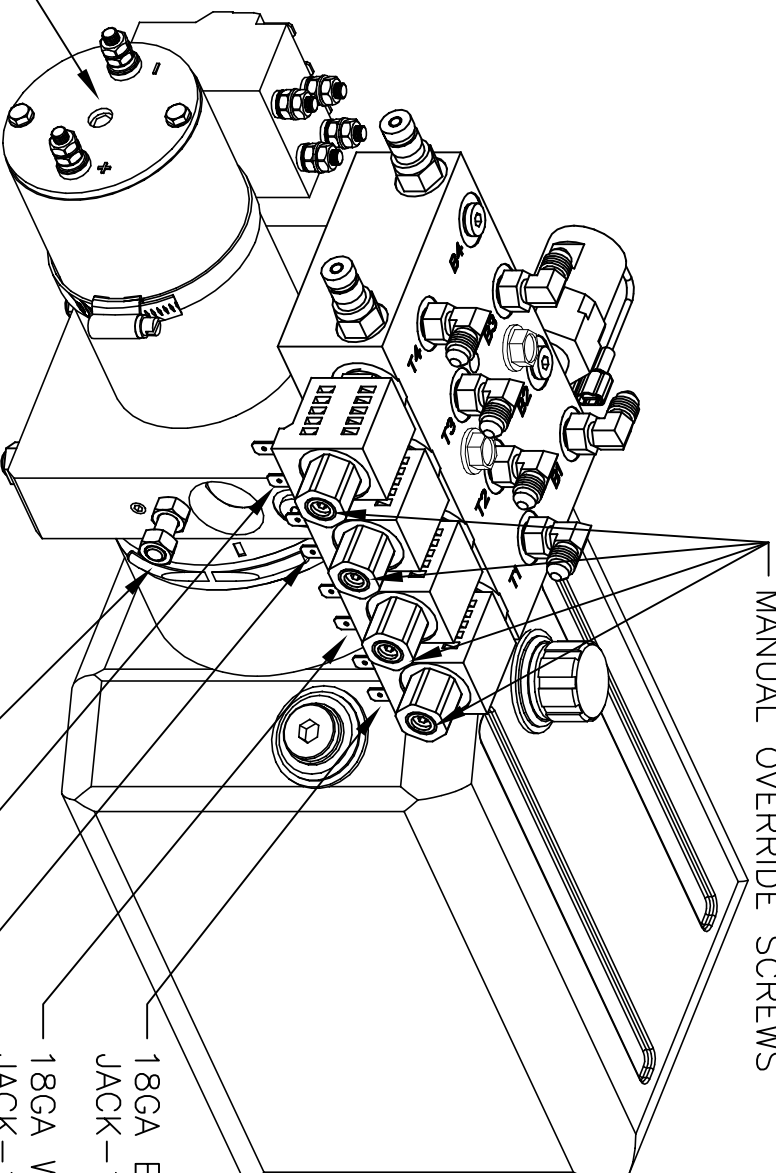
T2 = RIGHT FRONT JACK (WHITE)

T3 = LEFT REAR JACK (ORANGE)

T4 = RIGHT REAR JACK (YELLOW)

# 7948KS PUMP WIRING

MANUAL OVERRIDE SCREWS



1/4" ALLEN SOCKET MANUAL  
OVERRIDE LOCATED UNDER  
STICKER

18GA BROWN 12VDC LEFT FRONT  
JACK-16GA BLACK GROUND  
18GA WHITE 12VDC RIGHT FRONT  
JACK-16GA BLACK GROUND  
18GA ORANGE 12VDC LEFT REAR  
JACK-16GA BLACK GROUND  
18GA YELLOW 12VDC RIGHT REAR  
JACK-16GA BLACK GROUND  
GROUND STUD FOR PUMP ASSEMBLY

TO A2+ STUD ON MOTOR

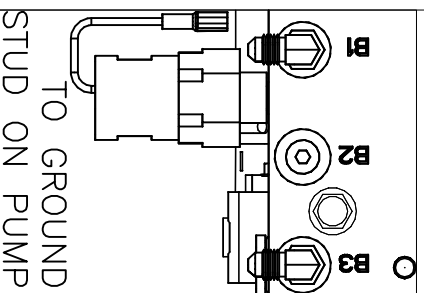
TO A1- STUD ON MOTOR

12VDC + FROM BATTERY

16 GA BLUE 12VDC EXTEND

16 GA BLACK GROUND

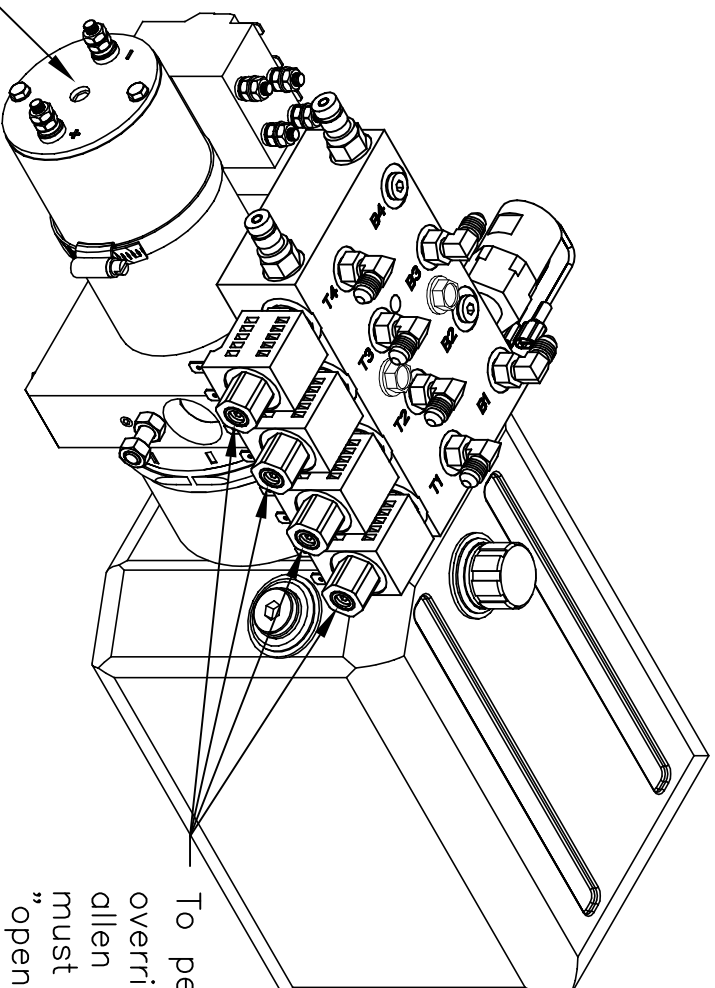
16 GA GREEN 12VDC RETRACT



TO GROUND  
STUD ON PUMP

## Small Bi-Rotational Pump Assembly

Manual override screw,  $\frac{1}{4}$ " allen head, is under this sticker. Using a 2000 rpm minimum drill, retract jacks by turning counter clockwise. To extend, turn screw clockwise.



To perform the manual override procedure, using a  $\frac{1}{8}$ " allen wrench, all set screws must be turned clockwise "open" until they are snug. Once all levelers are retracted, turn all valve screws counter clockwise "closed" until snug.



**Warranty authorization must come directly from Equalizer Systems. (800) 846-9659.**

*Equalizer*

55169 COUNTRY ROAD 3  
ELKHART, IN 46515

NOTICE - This drawing, including principles of design, is the property of Dye Corporation, Elkhart, Indiana, with the agreement that it is not to be reproduced, copied, or loaned in any manner that may constitute a detriment directly or indirectly to Dye Corporation. Acceptance of this will be construed as an agreement of the above.

#

REVISIONS

BY:

DATE:

UNLESS OTHERWISE SPECIFIED:

TOLERANCES:

.XXX ± 0.010

.XX ± 0.010

.X ± 0.030

ANG. ± 1/2°

REMOVE ALL BURRS AND SHARP EDGES .015 MAX

TITLE  
4 FUNCTION PUMP

USED ON:  
ENTIGRA ASPIRE SINGLE AXLE

SIZE SCALE MATERIAL

A 1:1

DRW BY:

SU

DATE:

2/17/15

AP'D BY

DATE:

—

PART NAME:

PUMP & MAN 4 FUNC BIROT 3 IN-JAYCO

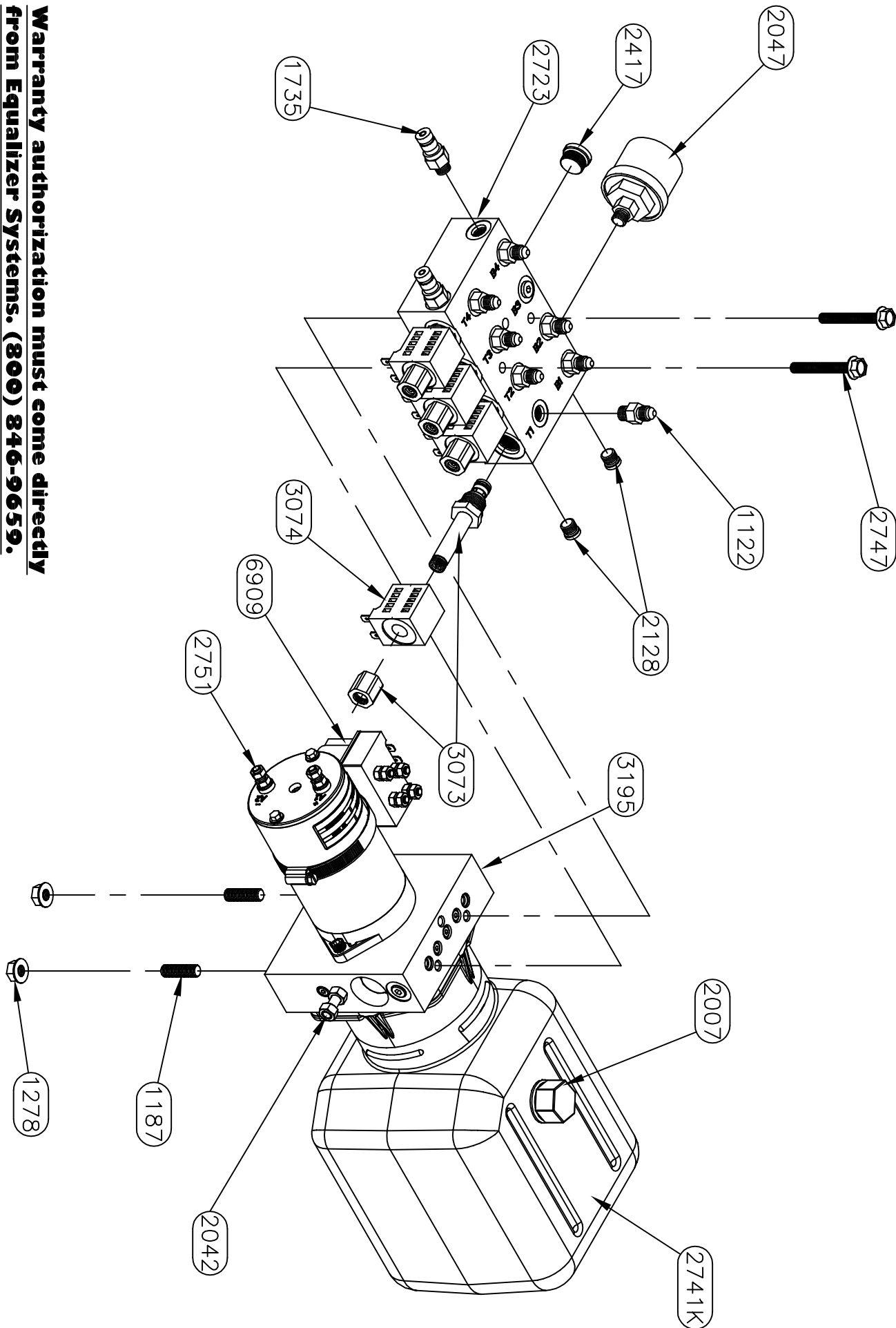
PAGE:

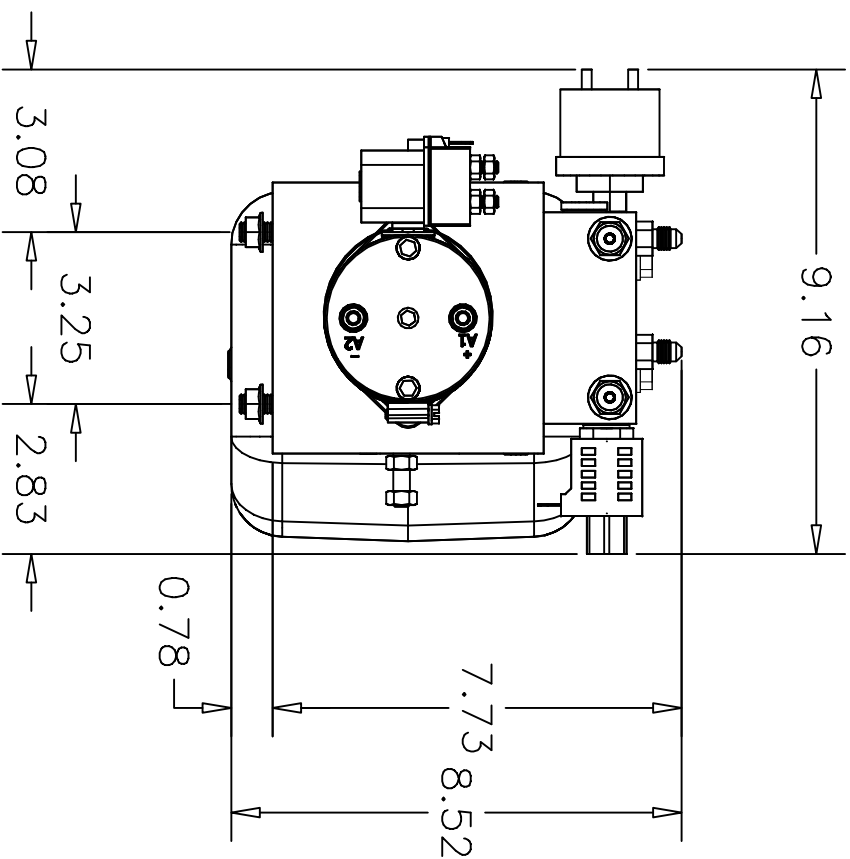
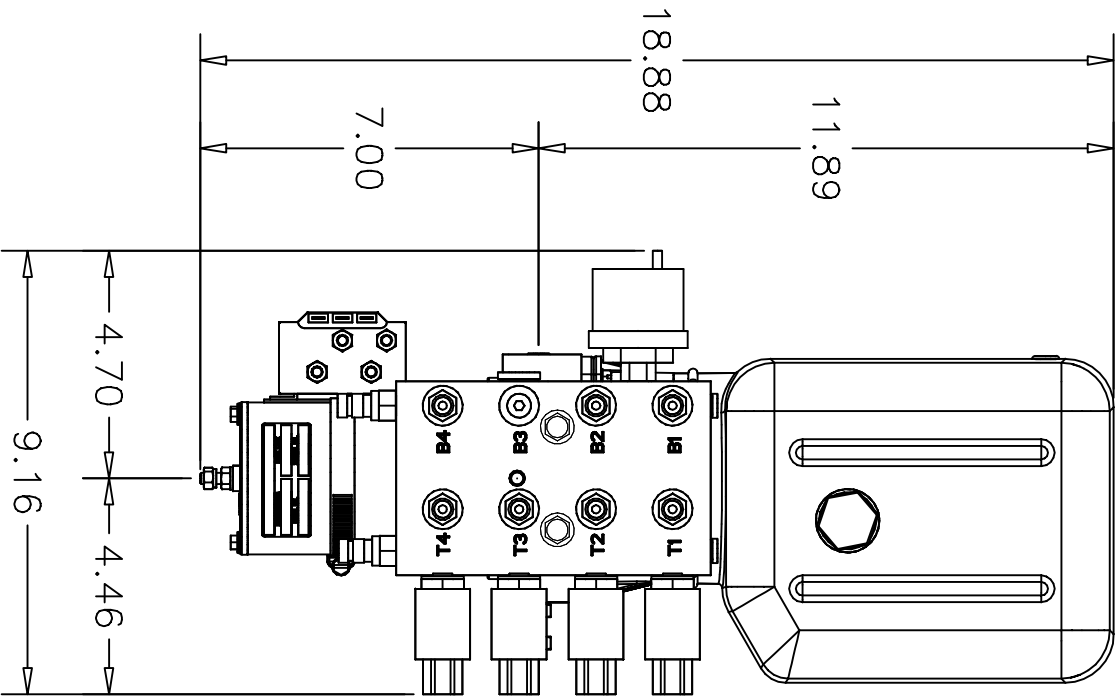
2 OF 2

DWG NO:

P7953

REV:





*Equalizer*

55169 COUNTY ROAD 3  
ELKHART, IN 46515

#

REVISIONS

BY:

DATE:

UNLESS OTHERWISE SPECIFIED:  
TOLERANCES:  
.XXX ± 0.010  
.XX ± 0.010  
.X ± 0.030  
ANG. ± 1/2°  
REMOVE ALL BURRS AND SHARP EDGES .015 MAX

TITLE  
4 FUNCTION PUMP

USED ON:  
ENTEGRA ASPIRE SINGLE AXLE

SIZE SCALE MATERIAL  
A 1:1

DRW BY: DATE:  
SU 2/17/15

AP'D BY DATE:

PART NAME:  
PUMP & MAN 4 FUNC BIROT 3 IN-JAYCO

PAGE: 3 OF 3

REV: DWG NO.: P7953

NOTICE - This drawing, including principles of design, is the property of Dwyer Corporation, Elkhart, Indiana, with the agreement that it is not to be reproduced, copied, or loaned in any manner that may constitute a detriment directly or indirectly to Dwyer Corporation. Acceptance of this will be construed as an agreement of the above.

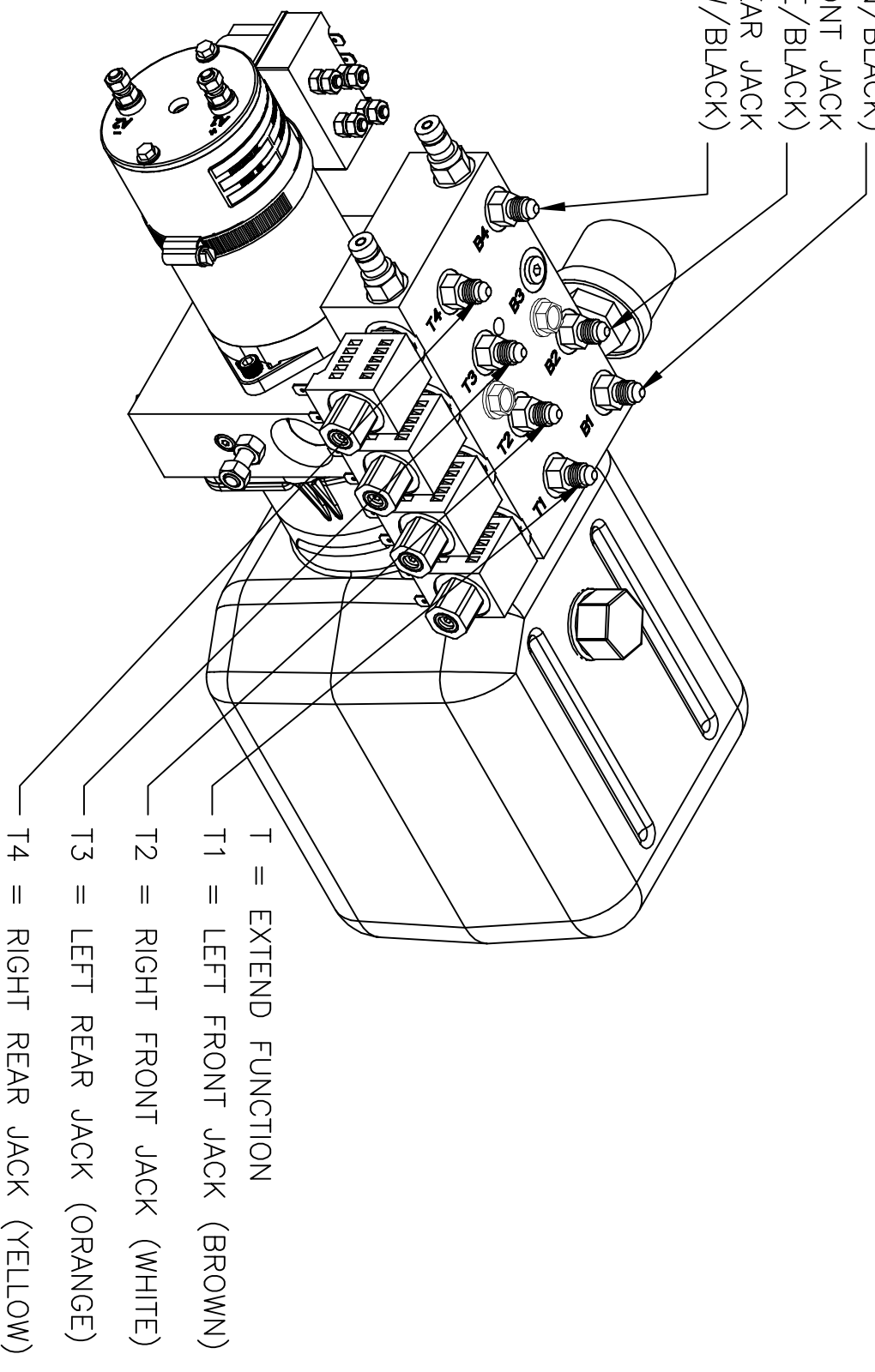
# HYDRAULIC HOSE CONNECTIONS 7953 PUMP

B = RETRACT FUNCTION

B1 = LEFT FRONT JACK  
(BROWN/BLACK)

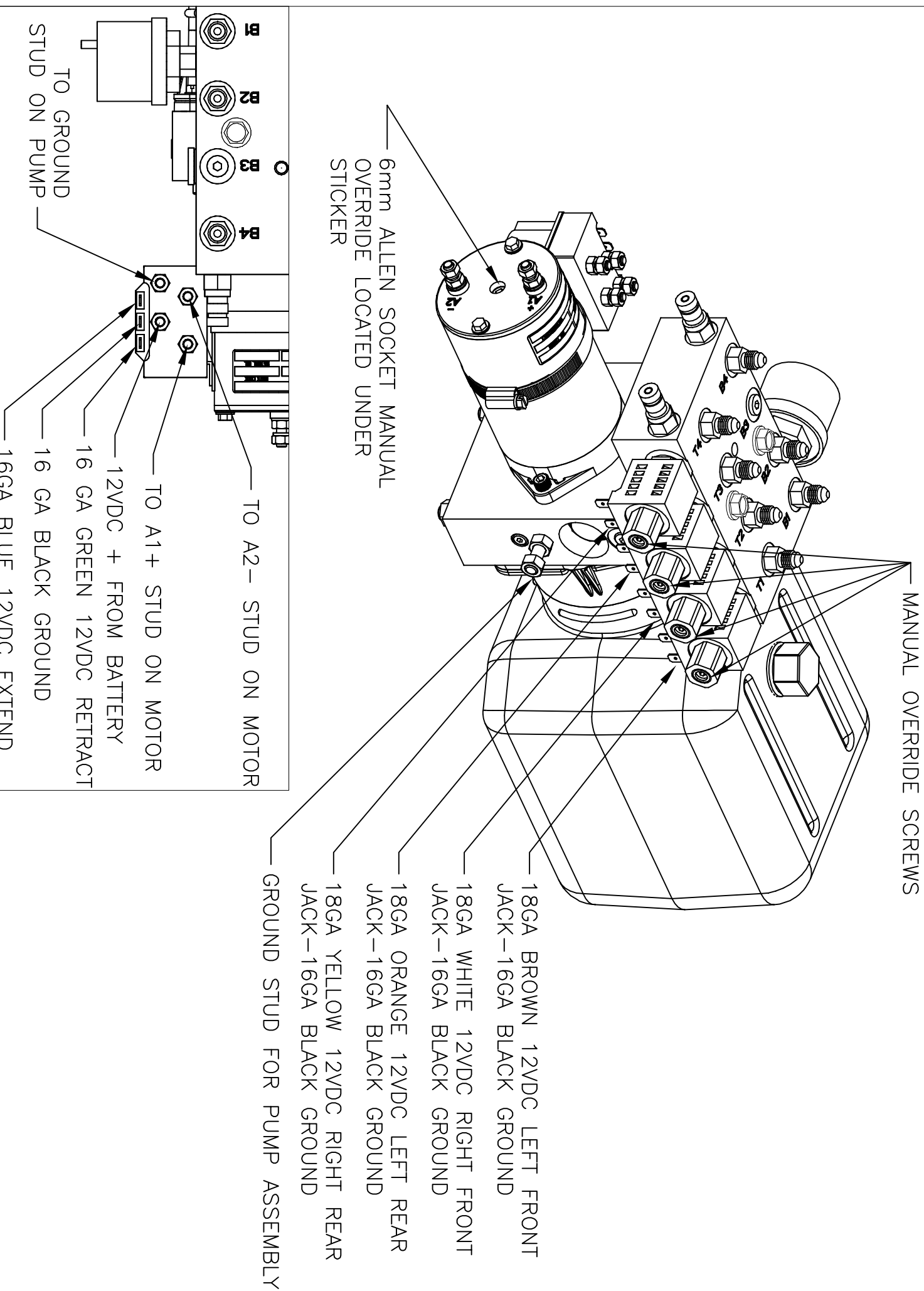
B2 = RIGHT FRONT JACK  
(WHITE/BLACK)

B4 = RIGHT REAR JACK  
(YELLOW/BLACK)

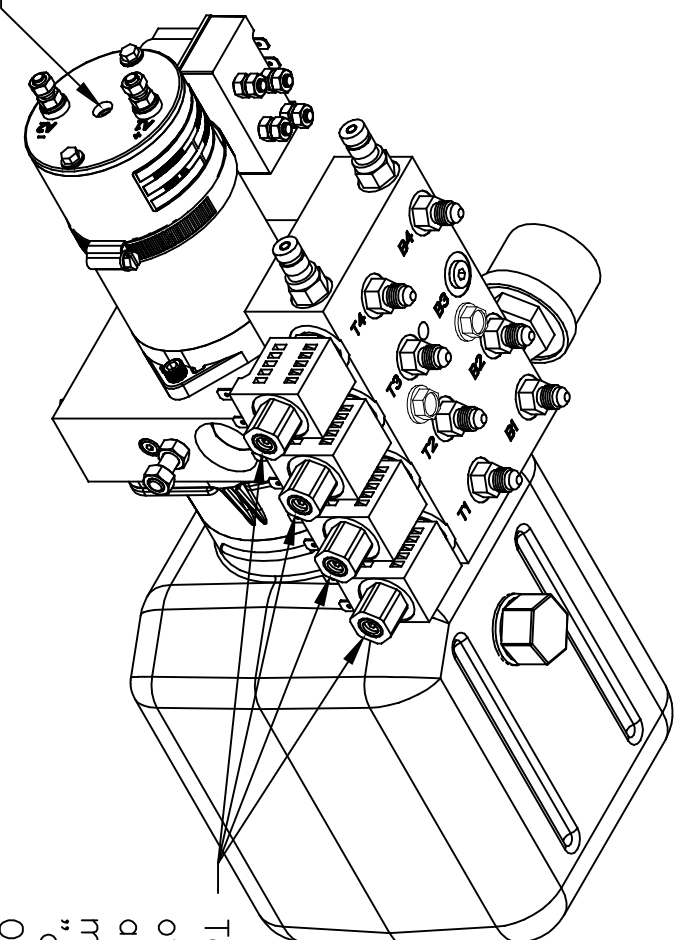




# 7953 PUMP WIRING



## Small Bi-Rotational Pump Assembly



Manual override screw, 6mm allen head, is under this sticker. Using a 2000 rpm minimum drill, retract jacks by turning counter clockwise. To extend, turn screw clockwise.

To perform the manual override procedure, using a  $\frac{1}{8}$ " allen wrench, all set screws must be turned clockwise "open" until they are snug. Once all levelers are retracted, turn all valve screws counter clockwise "closed" until snug.



**Warranty authorization must come directly from Equalizer Systems. (800) 846-9659.**

*Equalizer*

55169 COUNTRY ROAD 3  
ELKHART, IN 46515

NOTICE - This drawing, including principles of design, is the property of Dye Corporation, Elkhart, Indiana, with the agreement that it is not to be reproduced, copied, or loaned in any manner that may constitute a detriment directly or indirectly to Dye Corporation. Acceptance of this will be construed as an agreement of the above.

#

REVISIONS

BY:

DATE:

UNLESS OTHERWISE SPECIFIED:  
TOLERANCES:  
.XXX ± 0.010  
.XX ± 0.010  
.X ± 0.030  
ANG. ± 1/2°  
REMOVE ALL BURRS AND SHARP EDGES .015 MAX

TITLE  
4 FUNCTION PUMP

USED ON:  
ASPIRE

SIZE SCALE MATERIAL

DRW BY: DATE:

SU 6/12/17

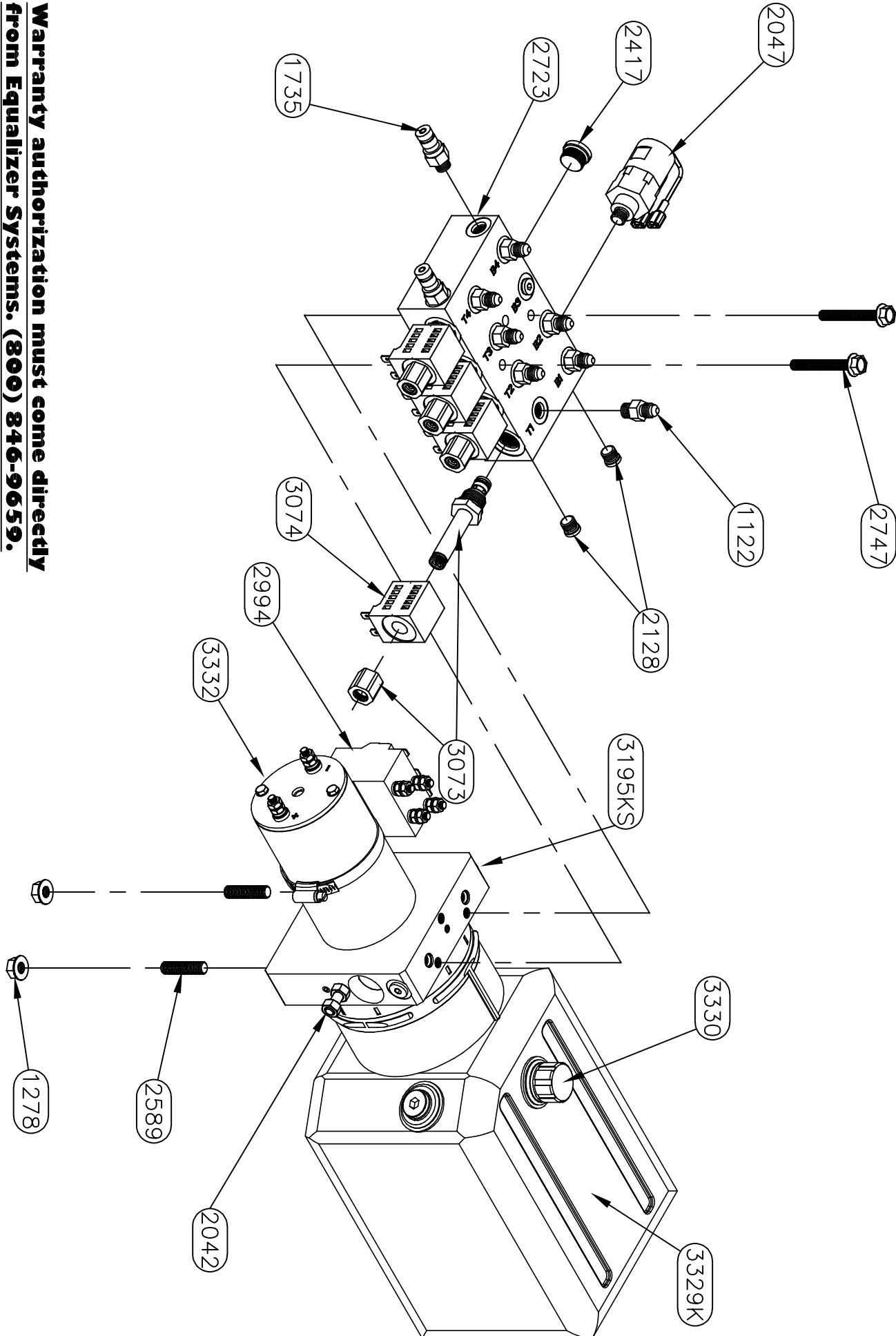
AP'D BY DATE:

—

PART NAME:

PUMP & MAN 4 FUNC BROT-JAYCO-KS

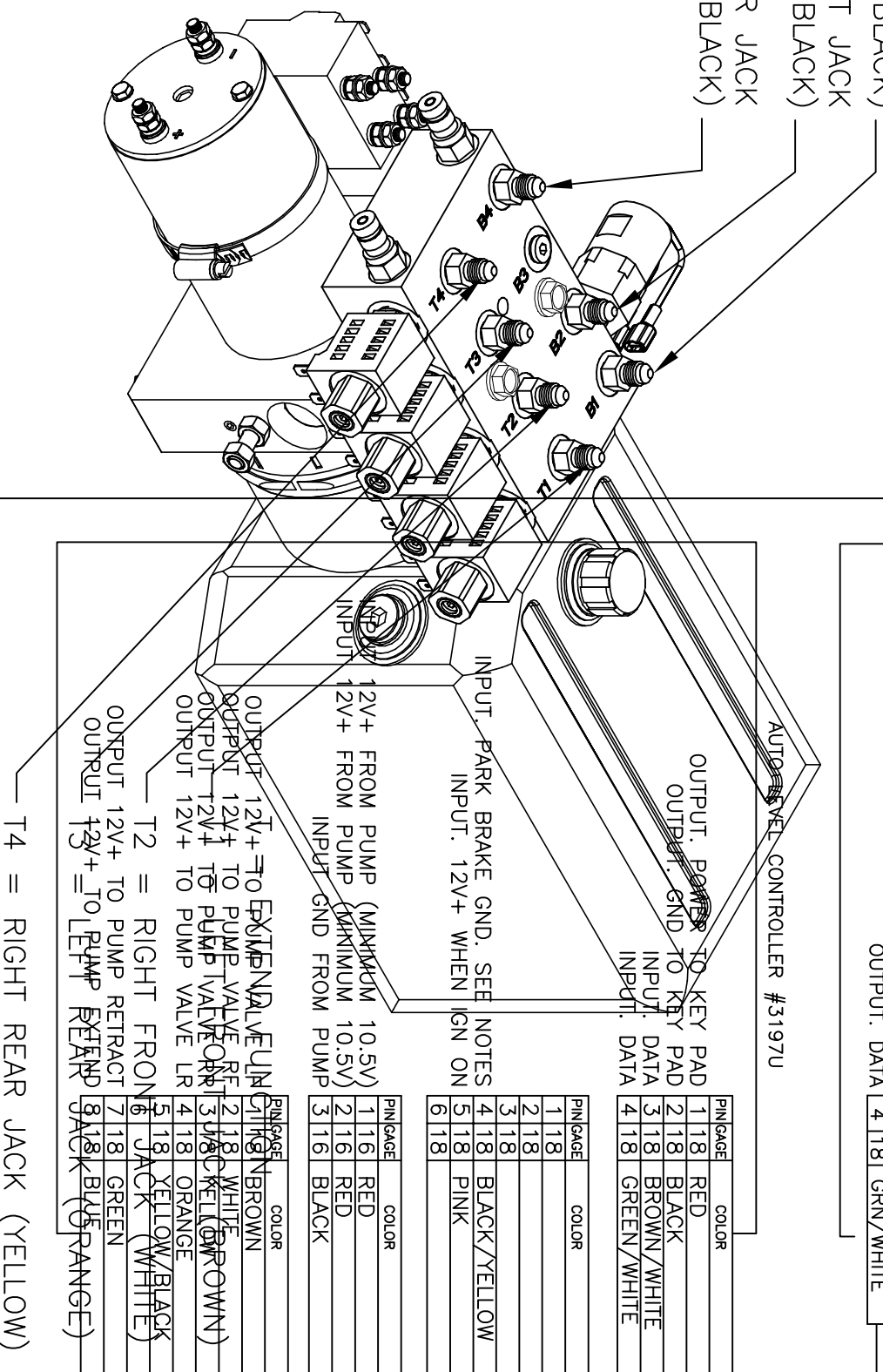
PAGE: 2 OF 2 DWG NO.: P7953KS REV: —



HYDRAULIC HOSE CONNECTIONS  
7953KS PUMP

KEY PAD #3103

- B = RETRACT FUNCTION  
B1 = LEFT FRONT JACK  
(BROWN/BLACK)  
B2 = RIGHT FRONT JACK  
(WHITE/BLACK)  
B4 = RIGHT REAR JACK  
(YELLOW/BLACK)



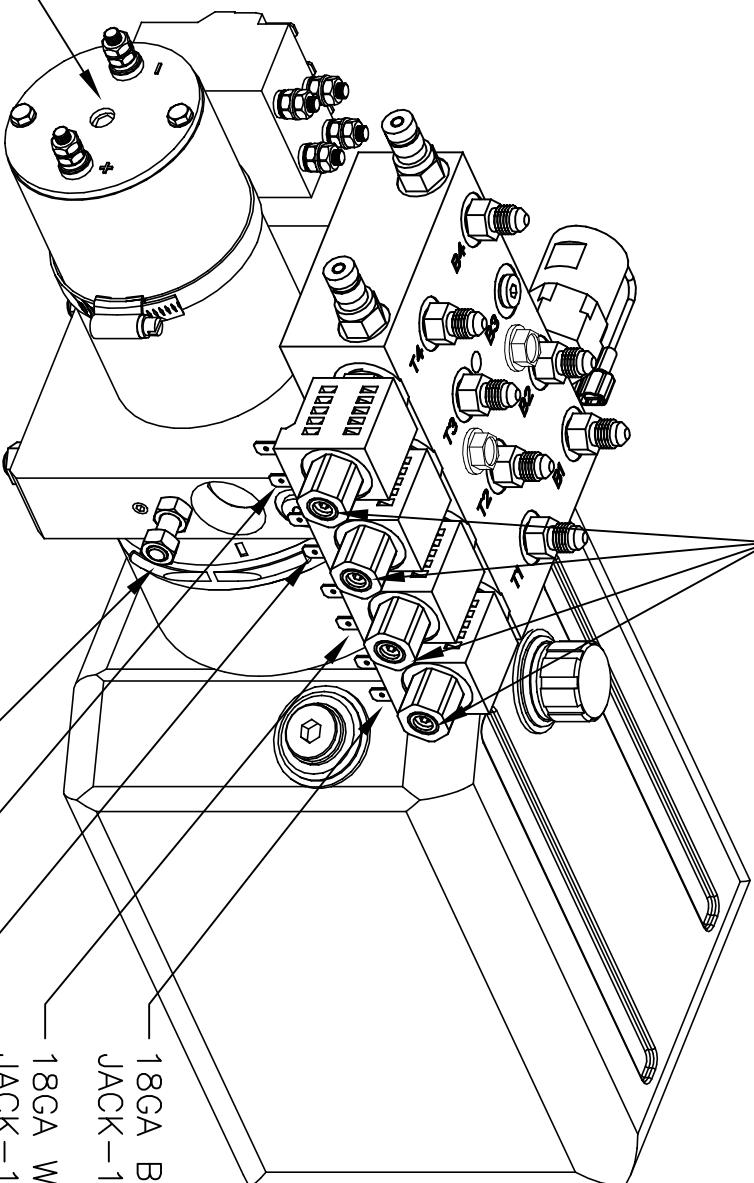
*Equalizer*

55169 COUNTRY ROAD 3  
ELKHART, IN 46515

NOTICE – This drawing, including principles of design, is the property of Days Corporation, Elkhart, Indiana, with the agreement that it is not to be reproduced, copied, or loaned in any manner that may constitute a detriment directly or indirectly to Days Corporation. Acceptance of this will be construed as an agreement of the above.

# 7953KS PUMP WIRING

MANUAL OVERRIDE SCREWS



1/4" ALLEN SOCKET MANUAL  
OVERRIDE LOCATED UNDER  
STICKER

TO A2+ STUD ON MOTOR

- 18GA BROWN 12VDC LEFT FRONT JACK-16GA BLACK GROUND
- 18GA WHITE 12VDC RIGHT FRONT JACK-16GA BLACK GROUND
- 18GA ORANGE 12VDC LEFT REAR JACK-16GA BLACK GROUND
- 18GA YELLOW 12VDC RIGHT REAR JACK-16GA BLACK GROUND
- GROUND STUD FOR PUMP ASSEMBLY

TO A1- STUD ON MOTOR

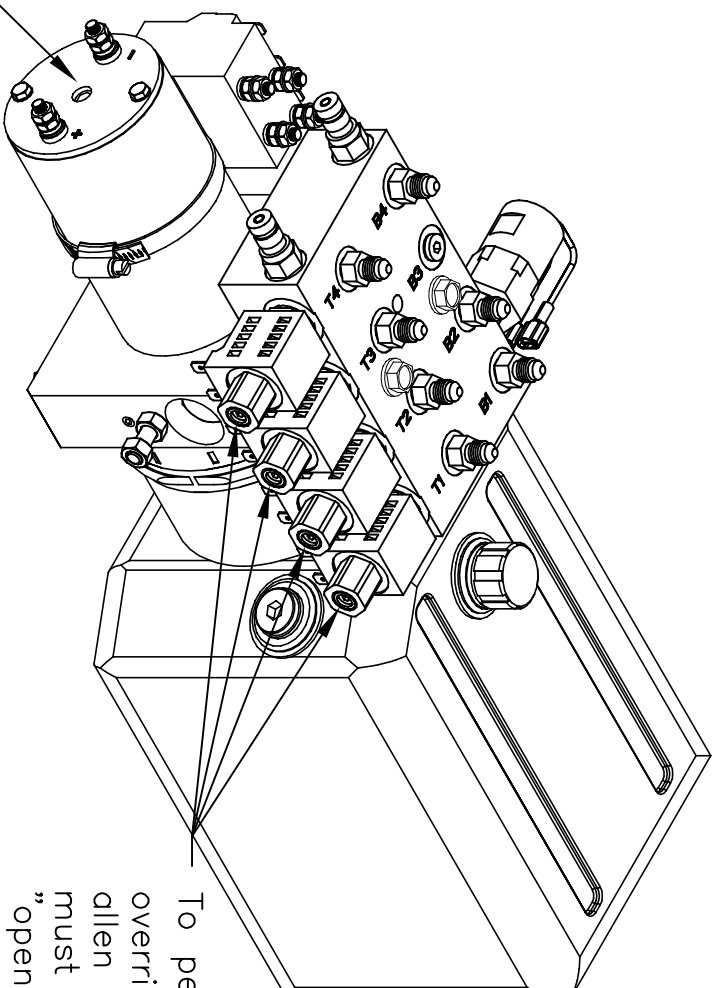
- TO GROUND STUD ON PUMP
- 12VDC + FROM BATTERY
- 16 GA BLUE 12VDC EXTEND
- 16 GA BLACK GROUND
- 16 GA GREEN 12VDC RETRACT

## CHASSIS INTERFACE CONNECTIONS

PIN	GAGE	COLOR
1	18	PINK
2	-	EMPTY
3	18	BLACK/YELLOW
4	-	EMPTY

IGNITION FROM COACH. 12V+ WHEN IGN ON.  
INPUT. PARK BRAKE GND WHEN BRAKE ON

## Small Bi-Rotational Pump Assembly



Manual override screw,  $\frac{1}{4}$ " allen head, is under this sticker. Using a 2000 rpm minimum drill, retract jacks by turning counter clockwise. To extend, turn screw clockwise.

To perform the manual override procedure, using a  $\frac{1}{8}$ " allen wrench, all set screws must be turned clockwise "open" until they are snug. Once all levelers are retracted, turn all valve screws counter clockwise "closed" until snug.





**Warranty authorization must come directly from Equalizer Systems. (800) 846-9659.**

*Equalizer*

55169 COUNTRY ROAD 3  
ELKHART, IN 46515

NOTICE - This drawing, including principles of design, is the property of Dye Corporation, Elkhart, Indiana, with the agreement that it is not to be reproduced, copied, or loaned in any manner that may constitute a detriment directly or indirectly to Dye Corporation. Acceptance of this will be construed as an agreement of the above.

#

REVISIONS

BY:

DATE:

UNLESS OTHERWISE SPECIFIED:

TOLERANCES:

.XXX ± 0.010

.XX ± 0.010

.X ± 0.030

ANG. ± 1/2°

REMOVE ALL BURRS AND SHARP EDGES .015 MAX

TITLE  
4 FUNCTION PUMP

USED ON:  
JAYCO SENECA

SIZE SCALE MATERIAL

A 1: 1

DRW BY: SU

DATE: 5/30/17

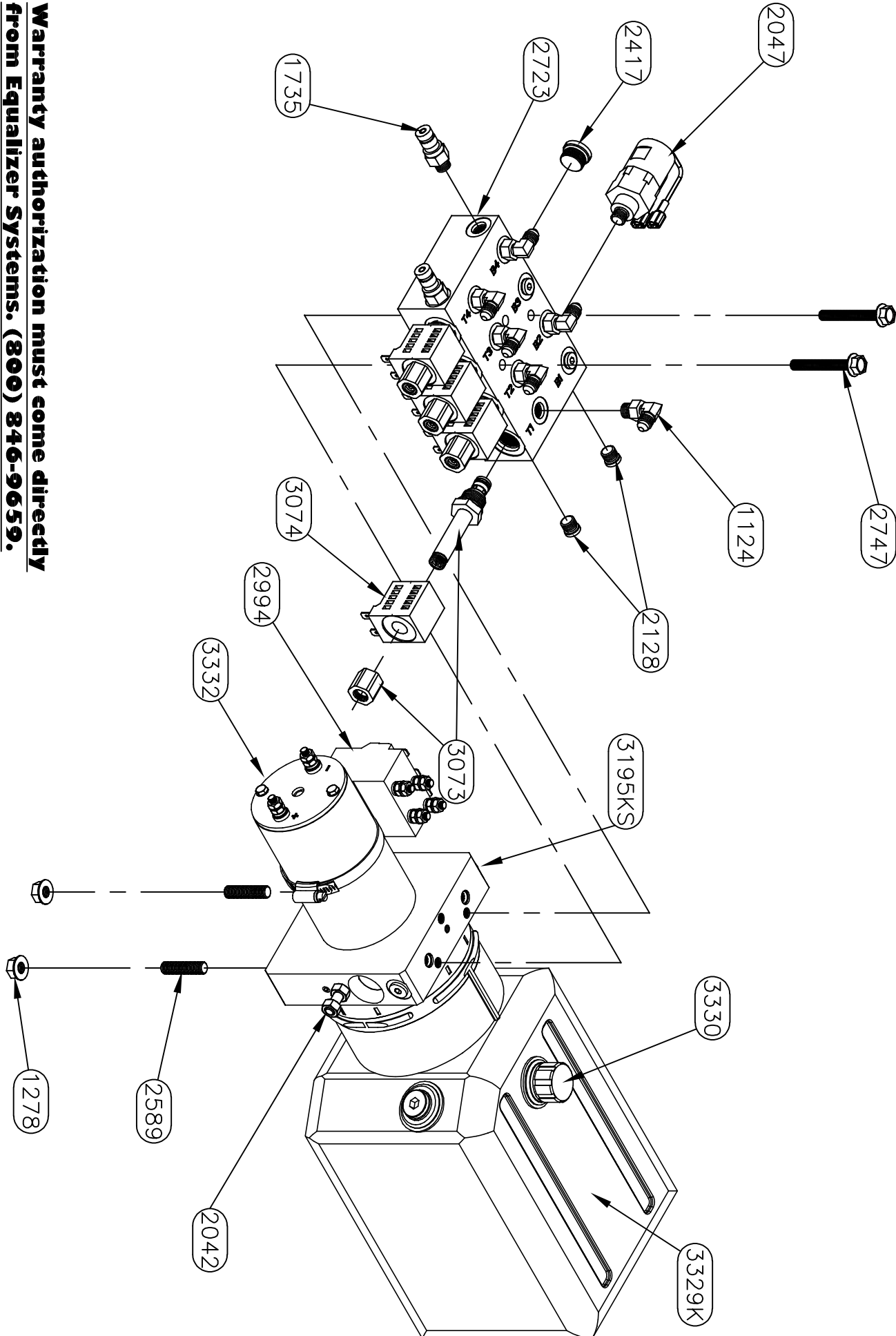
AP'D BY: —

PART NAME:  
PUMP & MAN 4 FUNC BROT-JAYCO SENECA-KS

PAGE: 2 OF 2

DWG NO.: P7960KS

REV: —

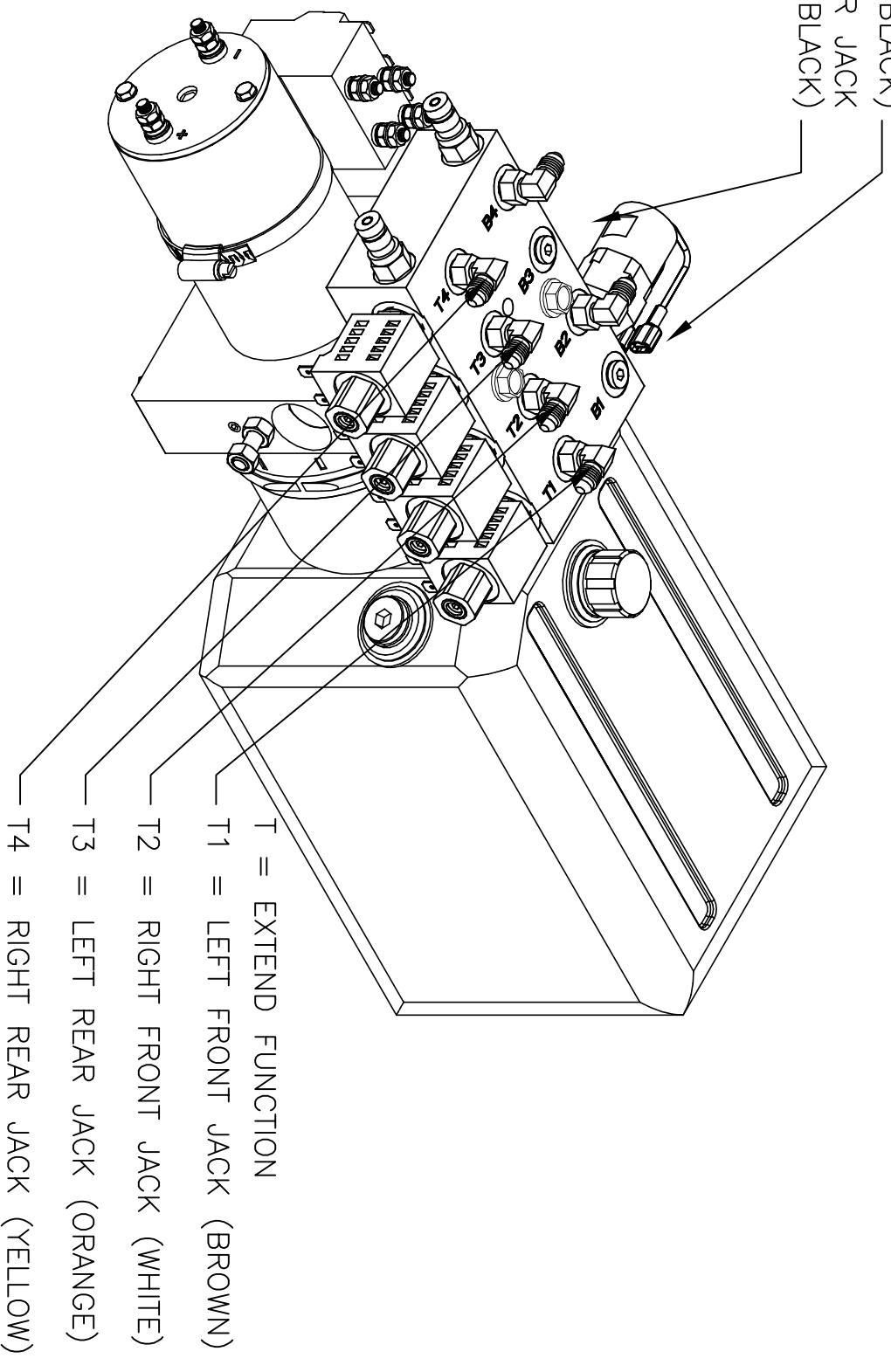


# HYDRAULIC HOSE CONNECTIONS 7960KS PUMP

B = RETRACT FUNCTION

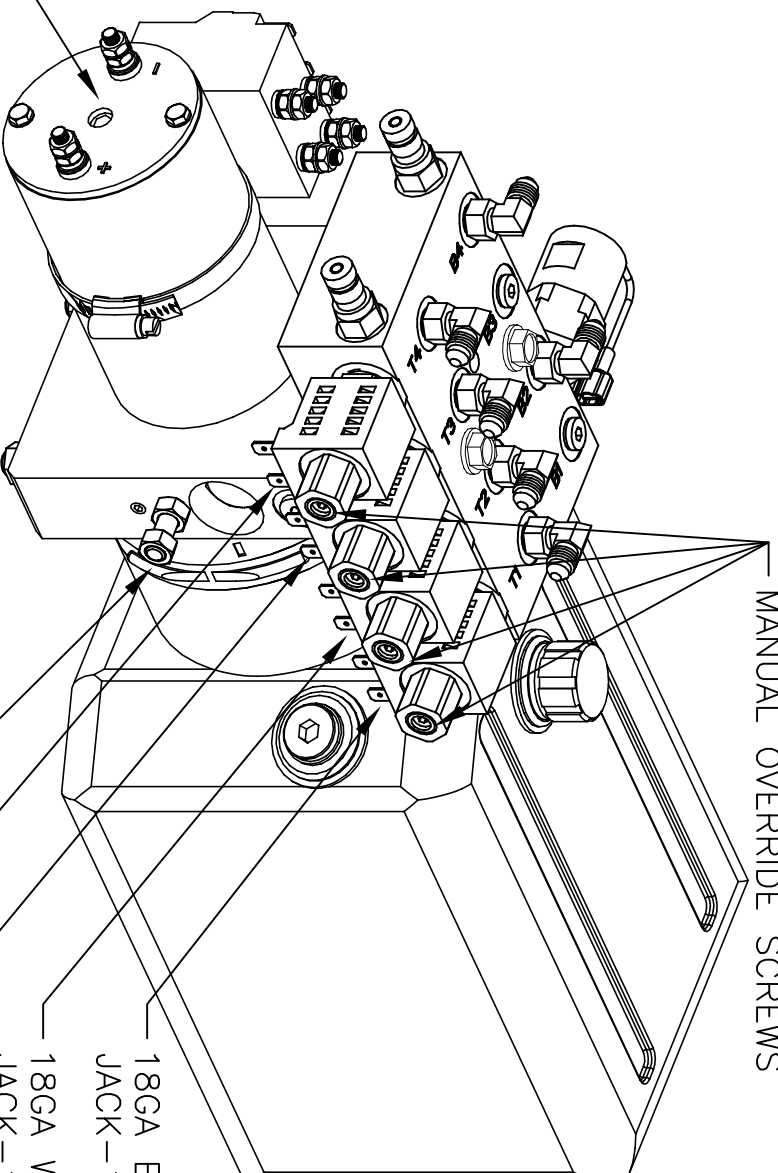
B1 = LEFT FRONT JACK  
(BROWN/BLACK)

B3 = LEFT REAR JACK  
(ORANGE/BLACK)



# 7960KS PUMP WIRING

MANUAL OVERRIDE SCREWS



1/4" ALLEN SOCKET MANUAL  
OVERRIDE LOCATED UNDER  
STICKER

18GA BROWN 12VDC LEFT FRONT  
JACK-16GA BLACK GROUND  
18GA WHITE 12VDC RIGHT FRONT  
JACK-16GA BLACK GROUND  
18GA ORANGE 12VDC LEFT REAR  
JACK-16GA BLACK GROUND  
18GA YELLOW 12VDC RIGHT REAR  
JACK-16GA BLACK GROUND  
GROUND STUD FOR PUMP ASSEMBLY

TO A2+ STUD ON MOTOR

B1

B2

B3

B4

TO A1- STUD ON MOTOR

12VDC + FROM BATTERY

16 GA BLUE 12VDC EXTEND

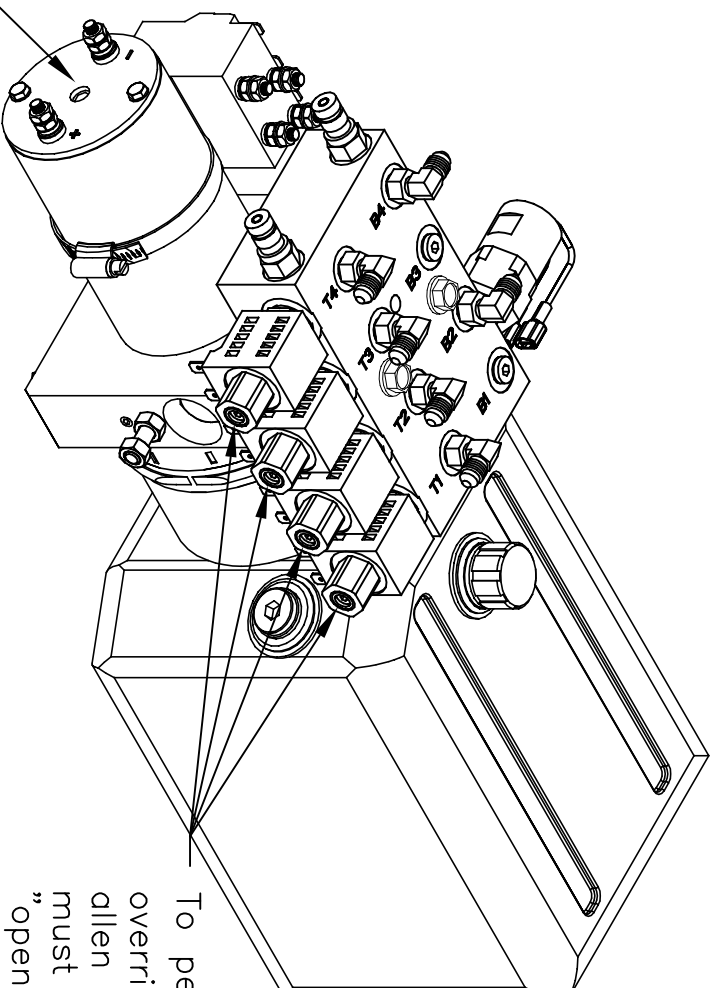
16 GA BLACK GROUND

16 GA GREEN 12VDC RETRACT

TO GROUND  
STUD ON PUMP

## Small Bi-Rotational Pump Assembly

Manual override screw,  $\frac{1}{4}$ " allen head, is under this sticker. Using a 2000 rpm minimum drill, retract jacks by turning counter clockwise. To extend, turn screw clockwise.



To perform the manual override procedure, using a  $\frac{1}{8}$ " allen wrench, all set screws must be turned clockwise "open" until they are snug. Once all levelers are retracted, turn all valve screws counter clockwise "closed" until snug.

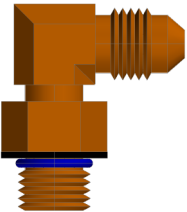
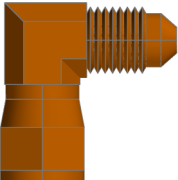
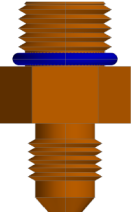
7547 PARTS LIST

ITEM	PART#	DESCRIPTION	QUAN	COLOR CODE	LOCATION
1	2458	HOSE-3'	1	SEE LAYOUT PER MODEL	SEE LAYOUT PER MODEL
2	2459	HOSE-4'	1	SEE LAYOUT PER MODEL	SEE LAYOUT PER MODEL
3	2463	HOSE-8'	1	SEE LAYOUT PER MODEL	SEE LAYOUT PER MODEL
4	2465	HOSE-10'	1	SEE LAYOUT PER MODEL	SEE LAYOUT PER MODEL
5	2465	HOSE-10'	1	ORANGE STRIPE/YELLOW STRIPE	BOTTOM OF LR JACK TO BOTTOM OF RR JACK
6	2484	HOSE-34'	1	YELLOW SOLID	PUMP PORT T4 TO TOP OF RR JACK
7	2486	HOSE-36'	1	YELLOW STRIPE	PUMP PORT B4 TO BOTTOM OF RR JACK
8	2486	HOSE-36'	1	ORANGE SOLID	PUMP PORT T3 TO TOP OF LR JACK

NOTE:  
For the Cornerstone models, the front hoses are reversed in colors and locations since the pump is mounted on the passenger side.  
See "Sheet 2" for Aspire and Anthem  
See "Sheet 3" for Cornerstone

REQUIRED JACK FITTINGS

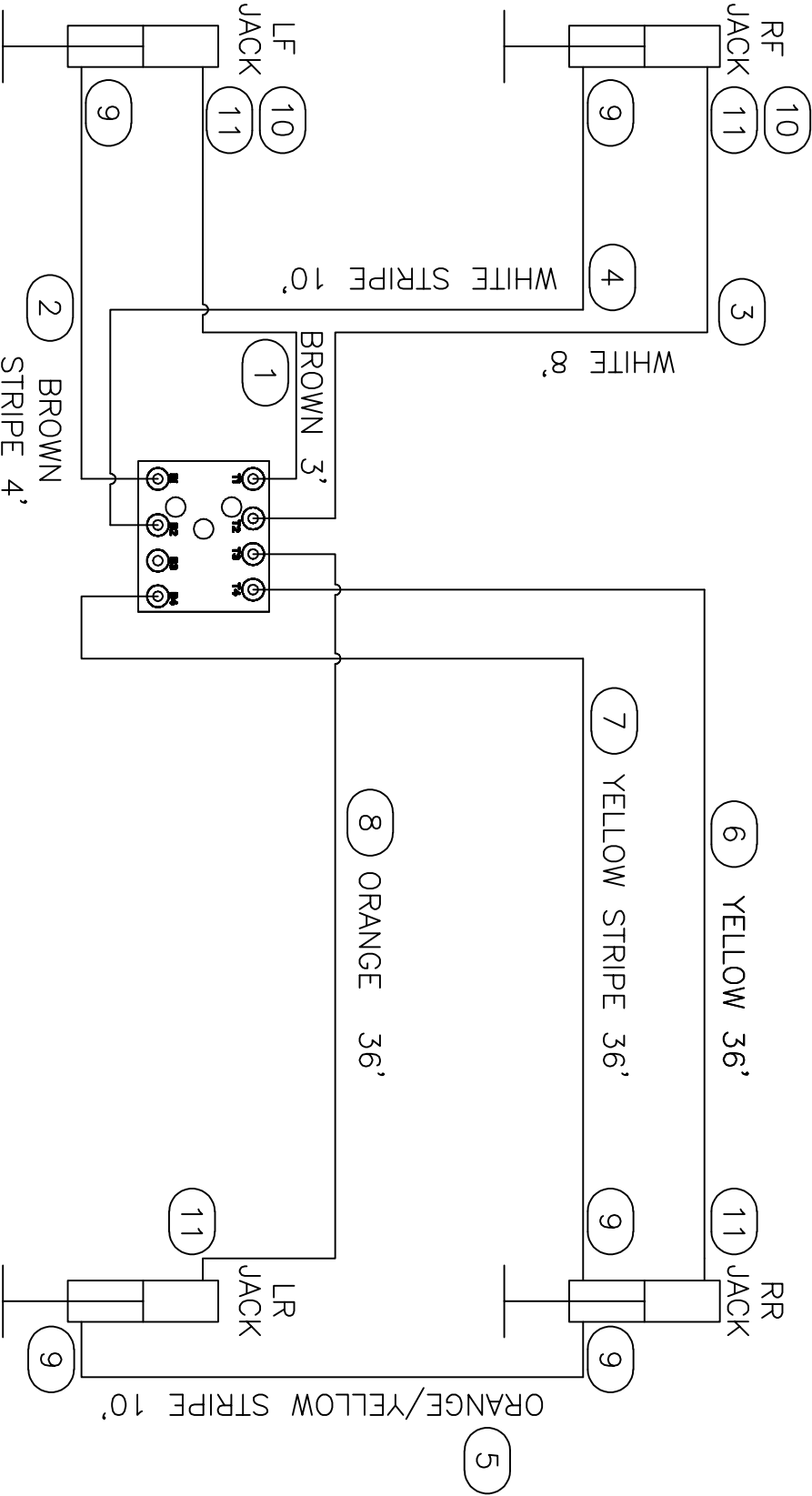
ITEM	PART#	DESCRIPTION	QUAN
9	1124	FITTING-#4 JIC X #4 OR MALE 90	5
10	1190	FITTING-#4 X #4 JIC SWVEL 90	2
11	3216	FITTING-RESTRICTOR #6 X #4-055" ORIFICE	4

		
1124 FITTING	1190 FITTING	3216 FITTING

**Warranty authorization must come directly from Equalizer Systems. (800) 846-9659.**

<i>Equalizer</i> 55169 COUNTRY ROAD 3 ELKHART, IN 46515	#	REVISIONS	BY:	DATE:	TITLE	USED ON:
	A	CHANGES TO PAGES 2 & 3	PSF	08/25/16	ENTEGRA HOSE CHART	ASPIRE, ANTHEM, CORNERSTONE
	B	Added jack fittings.	SJ	5/8/17		
UNLESS OTHERWISE SPECIFIED: TOLERANCES: .X ± 0.010 .XX ± 0.030 ANG. ± 1/2" REMOVE ALL BURRS AND SHARP EDGES .015 MAX					SIZE SCALE MATERIAL A 1:1 A S	PART NAME: HOSE KIT-JAYCO 8136A
DRAW BY: SU DATE: 3/2/15					AP'D BY: DATE: —	PAGE: 1 OF 3 DWG NO.: P7547 REV: B

NOTICE – This drawing, including principles of design, is the property of Doye Corporation, Elkhart, Indiana, with the agreement that it is not to be reproduced, copied, or loaned in any manner that may constitute a detriment directly or indirectly to Doye Corporation. Acceptance of this will be construed as an agreement of the above.



ASPIRE-ANTHEM HOSE LAYOUT

**Warranty authorization must come directly from Equalizer Systems. (800) 846-9659.**

<i>Equalizer</i>		55169 COUNTRY ROAD 3 ELKHART, IN 46515		#		REVISIONS		BY:		DATE:		UNLESS OTHERWISE SPECIFIED:		TITLE		USED ON:	
				A		ADD COLOR & LENGTH		PSF08/25/16		5/8/17		TOLERANCES:		ENTEGRA HOSE CHART		ASPIRE, ANTHEM	
				B		Added jack fittings.		SU				.XXX ± 0.010		SIZE SCALE MATERIAL		NOTED	
												.XX ± 0.020		A 1: 1 AS			
												ANG. ± 1/2"		SU		DATE: 3/2/15	
												REMOVE ALL BURRS AND SHARP EDGES .015 MAX		AP'D BY		DATE:	
														—			
																PAGE: 2 OF 3	
																PART NAME: HOSE KIT-JAYCO 8136A	
																DWG NO.: P7547	
																REV: B	

NOTICE - This drawing, including principles of design, is the property of Dye Corporation, Elkhart, Indiana, with the agreement that it is not to be reproduced, copied, or loaned in any manner that may constitute a detriment directly or indirectly to Dye Corporation. Acceptance of this will be construed as an agreement of the above.

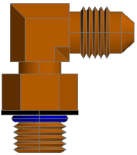
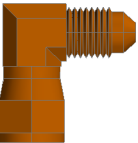
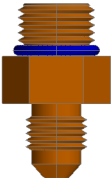


7952 PARTS LIST

ITEM	PART #	DESCRIPTION	QUAN	COLOR CODE	LOCATION
1	2463	HOSE-8'	1	BROWN STRIPE/WHITE STRIPE	BOTTOM OF LF JACK TO BOTTOM OF RF JACK
2	2463	HOSE-8'	1	ORANGE STRIPE/YELLOW STRIPE	BOTTOM OF LR JACK TO BOTTOM OF RR JACK
3	2467	HOSE-12'	1	YELLOW SOLID	PUMP PORT T4 TO TOP OF RR JACK
4	2465	HOSE-10'	1	ORANGE STRIPE	PUMP PORT B3 TO BOTTOM OF LR JACK
5	2465	HOSE-10'	1	ORANGE SOLID	PUMP PORT T3 TO TOP OF LR JACK
6	2471	HOSE-16'	1	BROWN SOLID	PUMP PORT T1 TO TOP OF LF JACK
7	2473	HOSE-18'	1	WHITE SOLID	PUMP PORT T2 TO TOP OF RF JACK
8	2473	HOSE-18'	1	BROWN STRIPE	PUMP PORT B1 TO BOTTOM OF LF JACK

REQUIRED JACK FITTINGS

ITEM	PART #	DESCRIPTION	QUAN
9	1124	FITTING-#4 JIC X #4 OR MALE 90	6
10	1190	FITTING-#4 X #4 JIC SWIVEL 90	3
11	1403	FITTING-RESTRICTOR #6 X #4-042" ORIFICE	4

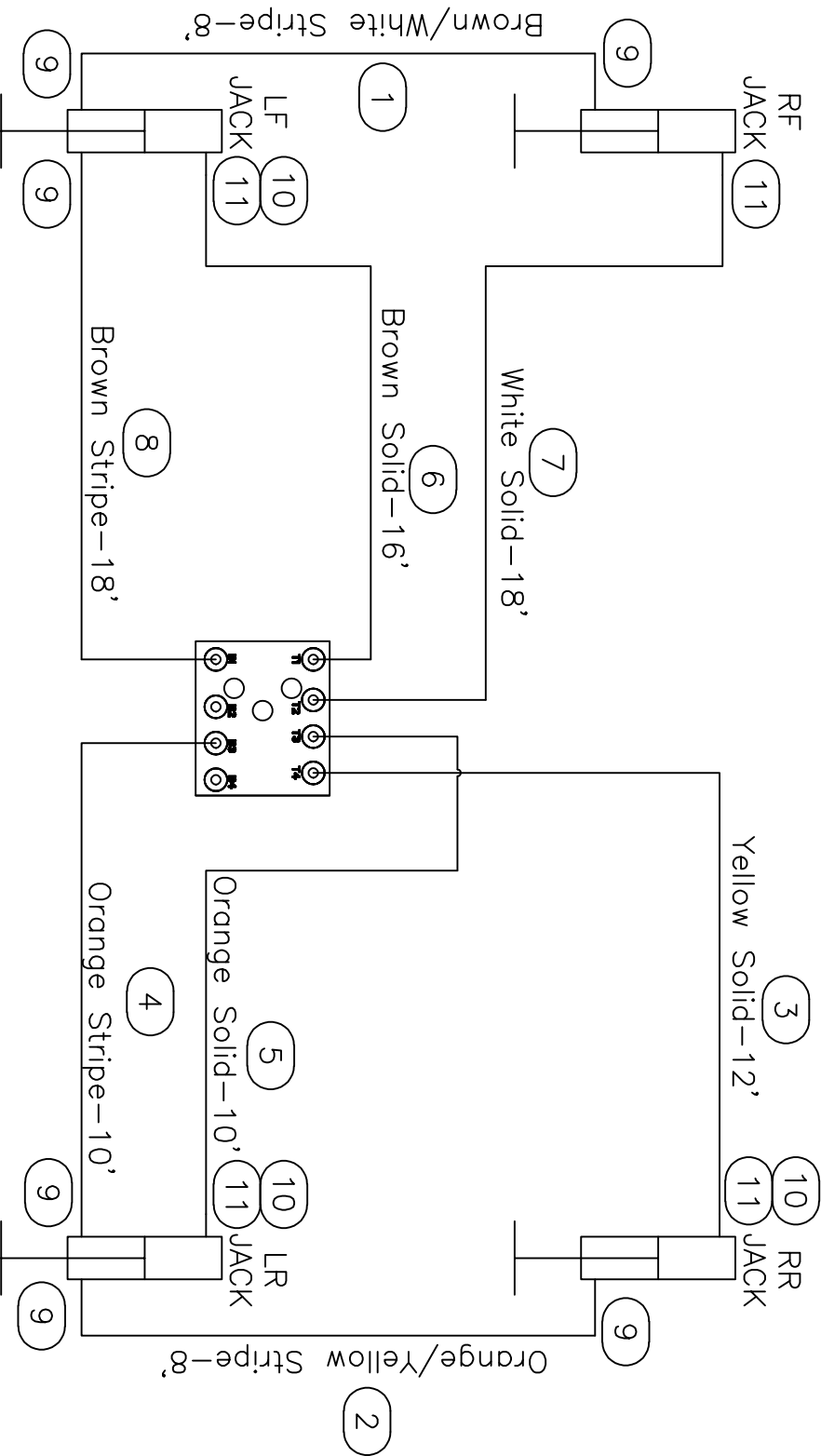
		
1124 FITTING	1190 FITTING	1403 FITTING

<b>Equalizer</b>	55169 COUNTRY ROAD 3 ELKHART, IN 46515	#	REVISIONS		BY:	DATE:	UNLESS OTHERWISE SPECIFIED:		TITLE	USED ON:	
		A	Added fittings and hose descriptions on sheet 2.		SJ	5/8/17	TOLERANCES:		JAYCO HOSE CHART	SENECA	
		B	Changed hose arrangement & lengths.		SJ	5/26/17	.XXX ± 0.010		SIZE SCALE	MATERIAL	
		C	Brown stripe hose was 16'.		SJ	5/26/17	.XX ± 0.030		1:1	AS	
							ANG. ± 1/2"		DRW BY:	DATE:	PART NAME:
							REMOVE ALL BURRS AND SHARP EDGES .015 MAX		SJ	12/10/14	HOSE KIT-JAYCO 8736A
									AP'D BY:	DATE:	PAGE: 1 OF 2
											DWG NO: P7952
											REV: C

NOTICE - This drawing, including principles of design, is the property of Doye Corporation, Elkhart, Indiana, with the agreement that it is not to be reproduced, copied, or loaned in any manner that may constitute a detriment directly or indirectly to Doye Corporation. Acceptance of this will be construed as an agreement of the above.

**Warranty authorization must come directly from Equalizer Systems. (800) 846-9659.**





**Warranty authorization must come directly from Equalizer Systems. (800) 846-9659.**

55169 COUNTRY ROAD 3 ELKHART, IN 46515			#		REVISIONS		UNLESS OTHERWISE SPECIFIED:		TITLE		USED ON:	
			A		Added fittings and hose descriptions on sheet 2.		TOLERANCES:		JAYCO HOSE CHART		SENECA	
			B		Changed hose arrangement & lengths.		XXX ± 0.010		SIZE SCALE MATERIAL		NOTED	
			C		Brown stripe hose was 16'.		.XX ± 0.030		A 1:1 A S			
							ANG. ± 1/2"		SU		PART NAME:	
							REMOVE ALL BURRS AND SHARP EDGES .015 MAX		AP'D BY DATE:		HOSE KIT-JAYCO 8736A	
											PAGE: 2 OF 2	
											DWG NO.: P7952	
											REV: C	

NOTICE – This drawing, including principles of design, is the property of Doye Corporation, Elkhart, Indiana, with the agreement that it is not to be reproduced, copied, or loaned in any manner that may constitute a detriment directly or indirectly to Doye Corporation. Acceptance of this will be construed as an agreement of the above.

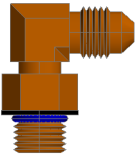
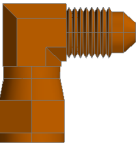
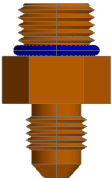
Equalizer

70091 PARTS LIST

ITEM	PART#	DESCRIPTION	QUAN	COLOR CODE	LOCATION
1	2463	HOSE-8'	1	ORANGE STRIPE/YELLOW STRIPE	BOTTOM OF LR JACK TO BOTTOM OF RR JACK
2	2469	HOSE-14'	1	ORANGE SOLID	PUMP PORT T3 TO TOP OF LR JACK
3	2469	HOSE-14'	1	ORANGE STRIPE	PUMP PORT B3 TO BOTTOM OF LR JACK
4	2467	HOSE-12'	1	BROWN STRIPE/WHITE STRIPE	BOTTOM OF LF JACK TO BOTTOM OF RF JACK
5	2469	HOSE-14'	1	YELLOW SOLID	PUMP PORT T4 TO TOP OF RR JACK
6	2486	HOSE-36'	1	BROWN SOLID	PUMP PORT T1 TO TOP OF LF JACK
7	2486	HOSE-36'	1	BROWN STRIPE	PUMP PORT B1 TO BOTTOM OF LF JACK
8	2490	HOSE-40'	1	WHITE SOLID	PUMP PORT T2 TO TOP OF RF JACK

REQUIRED JACK FITTINGS

ITEM	PART#	DESCRIPTION	QUAN
9	1124	FITTING-#4 JIC X #4 OR MALE 90	6
10	1190	FITTING-#4 X #4 JIC SWIVEL 90	4
11	1403	FITTING-RESTRICTOR #6 X #4-042" ORIFICE	4

		
1124 FITTING	1190 FITTING	1403 FITTING

<b>Equalizer</b>		55169 COUNTRY ROAD 3 ELKHART, IN 46515	
#		REVISIONS	
A		Changed hose 4 from 10' to 12'	
B	ORA. & ORA. STRP were 8', WHITE was 32', BRN & BRN STRP were 30'	SJ	1/23/18
C	Changed WHITE SOLID from 34' to 36'	SJ	3/21/18
D	All hoses except the crossovers increased by 4'	SJ	8/26/19
			10/26/20
UNLESS OTHERWISE SPECIFIED: TOLERANCES: .XX ± 0.010 .X ± 0.030 ANG. ± 1/2" REMOVE ALL BURRS AND SHARP EDGES .015 MAX		TITLE JAYCO HOSE CHART SIZE SCALE MATERIAL A 1:1 A S DRAWN BY: DATE: 9/22/17 PART NAME: HOSE KIT-JAYCO PRECEPT/EMBLEM 242-252MB PAGE: 1 OF 2 DWG NO.: P70091 REV: D	
NOTICE - This drawing, including principles of design, is the property of Doye Corporation, Elkhart, Indiana, with the agreement that it is not to be reproduced, copied, or loaned in any manner that may constitute a detriment directly or indirectly to Doye Corporation. Acceptance of this will be construed as an agreement of the above.			

Warranty authorization must come directly from Equalizer Systems. (800) 846-9659.

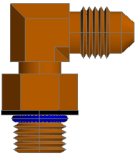
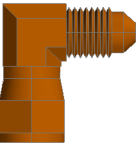
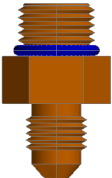


70109 PARTS LIST

ITEM	PART#	DESCRIPTION	QUAN	COLOR CODE	LOCATION
1	2459	HOSE-4'	1	YELLOW SOLID	PUMP PORT T4 TO TOP OF RR JACK
2	2459	HOSE-4'	1	YELLOW STRIPE	PUMP PORT B4 TO BOTTOM OF RR JACK
3	2463	HOSE-8'	1	ORANGE SOLID	PUMP PORT T3 TO TOP OF LR JACK
4	2463	HOSE-8'	1	ORANGE STRIPE/YELLOW STRIPE	BOTTOM OF LR JACK TO BOTTOM OF RR JACK
5	2467	HOSE-12'	1	BROWN STRIPE/WHITE STRIPE	BOTTOM OF LF JACK TO BOTTOM OF RF JACK
6	2473	HOSE-18'	1	WHITE SOLID	PUMP PORT T2 TO TOP OF RF JACK
7	2473	HOSE-18'	1	WHITE STRIPE	PUMP PORT B2 TO BOTTOM OF RF JACK
8	2476	HOSE-22'	1	BROWN SOLID	PUMP PORT T1 TO TOP OF LF JACK

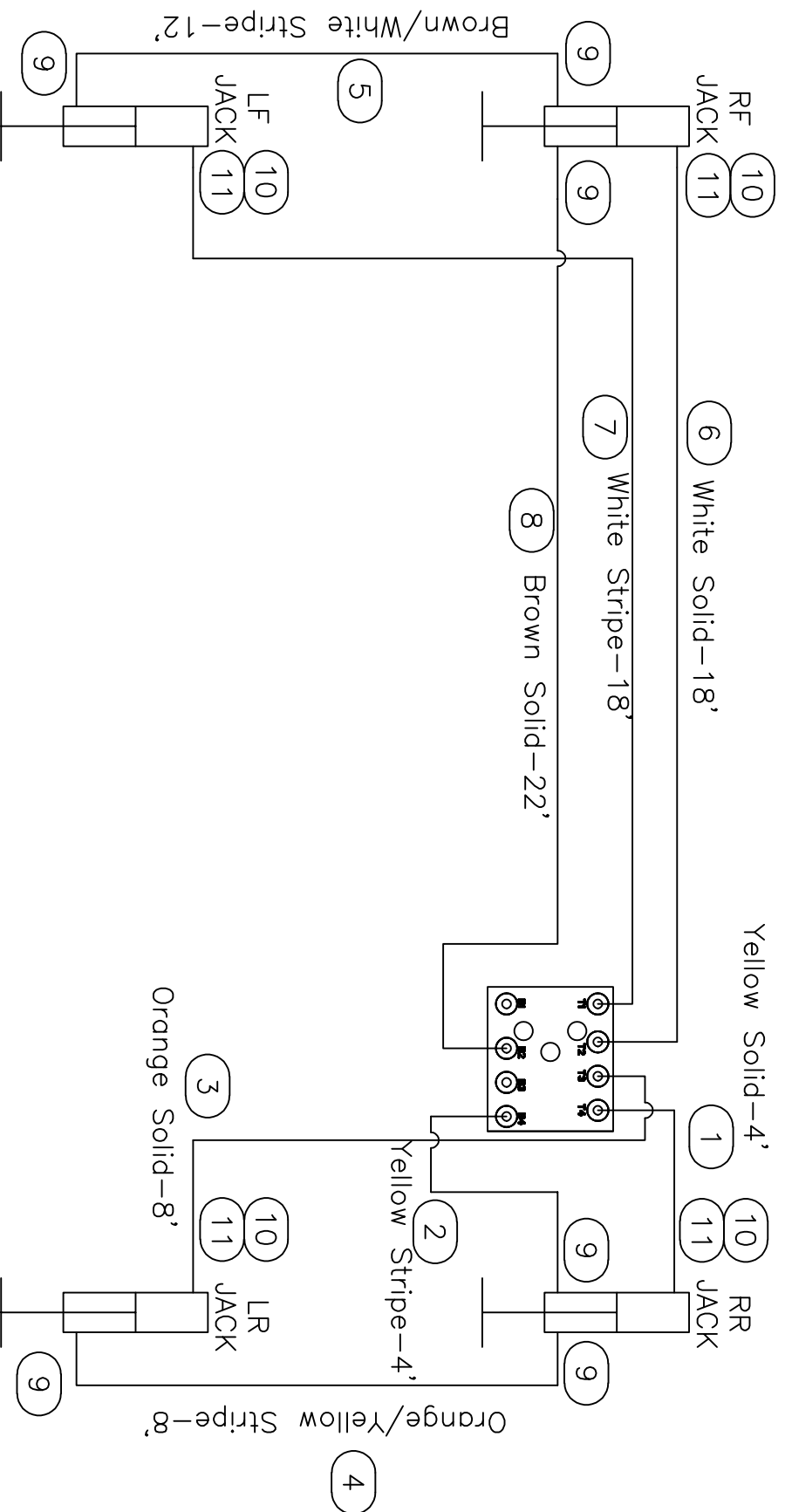
REQUIRED JACK FITTINGS

ITEM	PART#	DESCRIPTION	QUAN
9	1124	FITTING-#4 JIC X #4 OR MALE 90	6
10	1190	FITTING-#4 X #4 JIC SWIVEL 90	4
11	1403	FITTING-RESTRICTOR #6 X #4-042" ORIFICE	4

		
1124 FITTING	1190 FITTING	1403 FITTING

**Warranty authorization must come directly from Equalizer Systems. (800) 846-9659.**

<i>Equalizer</i> 55169 COUNTRY ROAD 3 ELKHART, IN 46515	#	REVISIONS		BY:	DATE:	UNLESS OTHERWISE SPECIFIED: TOLERANCES: .XXX ± 0.010 .XX ± 0.030 .X ± 1/2" ANG. ± 1/2" REMOVE ALL BURRS AND SHARP EDGES .015 MAX	TITLE	JAYCO HOSE CHART	USED ON:	
	A	Brown Solid changes from 20' to 22'		SJ	10/4/19		SIZE SCALE	MATERIAL	ALANTE	
							A	1:1	AS	
							DRW BY:	DATE:	NOTED	
							SJ	1/23/18	PART NAME: HOSE KIT-JAYCO ALANTE 158-178WB	
NOTICE - This drawing, including principles of design, is the property of Doye Corporation, Elkhart, Indiana, with the agreement that it is not to be reproduced, copied, or loaned in any manner that may constitute a detriment directly or indirectly to Doye Corporation. Acceptance of this will be construed as an agreement of the above.							PAGE:	1 OF 2	DWG NO.: P70109	REV: A



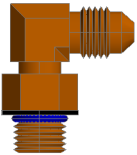
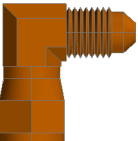
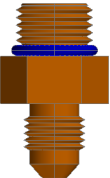
<div>Equalizer</div> <div>NOTICE - This drawing, including principles of design, is the property of Doy's Corporation, Elkhart, Indiana, with the agreement that it is not to be reproduced, copied, or loaned in any manner that may constitute a detriment directly or indirectly to Doy's Corporation. Acceptance of this will be construed as an agreement of the above.</div>	55169 COUNTY ROAD 3 ELKHART, IN 46515	#	REVISIONS	BY:	DATE:	<div>UNLESS OTHERWISE SPECIFIED: TOLERANCES: .XXX ± 0.010 .XX ± 0.010 .X ± 0.030 ANG. ± 1/32 REMOVE ALL BURRS AND SHARP EDGES .015 MAX</div>	TIME	HOSE CHART	USED ON:
	A	Brown Solid changes from 20" to 22"	SJ	10/4/19	JAYCO		SIZE SCALE	MATERIAL	ALANTE
					1:1		A	NOTED	
					DRAW BY:		DATE:	PART NAME:	
					SJ		1/23/18	HOSE KIT-JAYCO ALANTE 158-178WB	
					APPD BY:		DATE:	PAGE:	DWG NO.:
					-			2 OF 2	P70109
									REV:
									A

70110 PARTS LIST

ITEM	PART #	DESCRIPTION	QUAN	COLOR CODE	LOCATION
1	2459	HOSE-4'	1	YELLOW SOLID	PUMP PORT T4 TO TOP OF RR JACK
2	2459	HOSE-4'	1	YELLOW STRIPE	PUMP PORT B4 TO BOTTOM OF RR JACK
3	2463	HOSE-8'	1	ORANGE SOLID	PUMP PORT T3 TO TOP OF LR JACK
4	2463	HOSE-8'	1	ORANGE STRIPE/YELLOW STRIPE	BOTTOM OF LR JACK TO BOTTOM OF RR JACK
5	2467	HOSE-12'	1	BROWN STRIPE/WHITE STRIPE	BOTTOM OF LF JACK TO BOTTOM OF RF JACK
6	2476	HOSE-22'	1	WHITE SOLID	PUMP PORT T2 TO TOP OF RF JACK
7	2476	HOSE-22'	1	WHITE STRIPE	PUMP PORT B2 TO BOTTOM OF RF JACK
8	2478	HOSE-24'	1	BROWN SOLID	PUMP PORT T1 TO TOP OF LF JACK

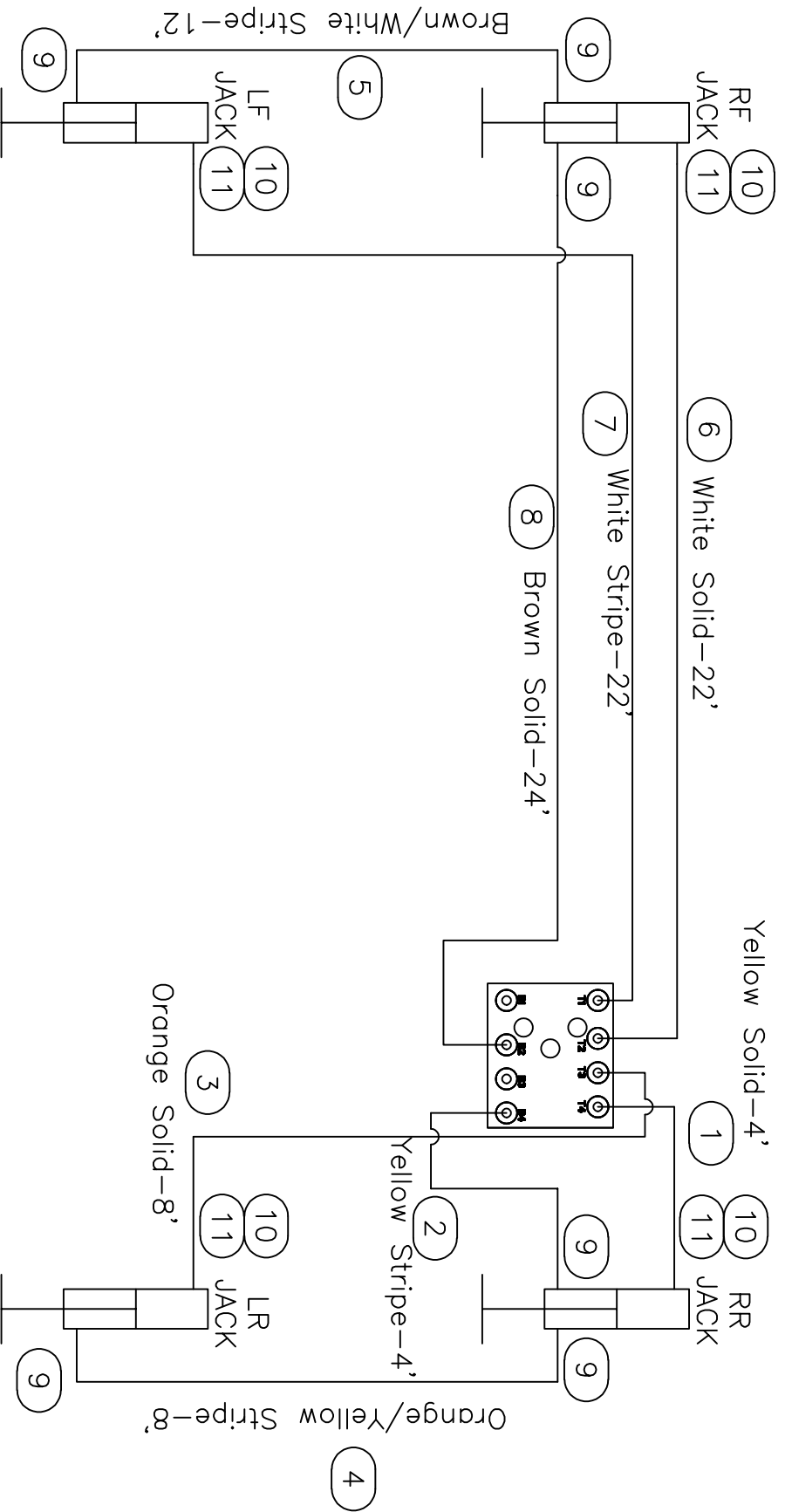
REQUIRED JACK FITTINGS

ITEM	PART #	DESCRIPTION	QUAN
9	1124	FITTING-#4 JIC X #4 OR MALE 90	6
10	1190	FITTING-#4 X #4 JIC SWIVEL 90	4
11	1403	FITTING-RESTRICTOR #6 X #4-042" ORIFICE	4

		
1124 FITTING	1190 FITTING	1403 FITTING

**Warranty authorization must come directly from Equalizer Systems. (800) 846-9659.**

<b>Equalizer</b> 55169 COUNTRY ROAD 3 ELKHART, IN 46515	#	REVISIONS	BY:	DATE:	TITLE JAYCO HOSE CHART		USED ON: ALANTE			
NOTICE - This drawing, including principles of design, is the property of Doye Corporation, Elkhart, Indiana, with the agreement that it is not to be reproduced, copied, or loaned in any manner that may constitute a detriment directly or indirectly to Doye Corporation. Acceptance of this will be construed as an agreement of the above.					UNLESS OTHERWISE SPECIFIED: TOLERANCES: .XXX ± 0.010 .XX ± 0.020 .X ± 0.030 ANG. ± 1/2" REMOVE ALL BURRS AND SHARP EDGES .015 MAX		SIZE SCALE MATERIAL A 1:1 A S		NOTED	
					DRW BY: SU		DATE: 1/24/18		PART NAME: HOSE KIT-JAYCO ALANTE 190-228WB	
					AP'D BY: -		DATE: -		PAGE: 1 OF 2 DWG NO.: P70110 REV: -	



**Warranty authorization must come directly from Equalizer Systems. (800) 846-9659.**

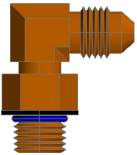
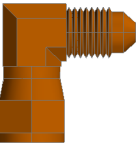
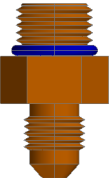
55169 COUNTY ROAD 3 ELKHART, IN 46515		#		REVISIONS		BY:		DATE:		TITLE		JAYCO HOSE CHART		USED ON:	
<i>Equalizer</i>														ALANTE	
NOTICE - This drawing, including principles of design, is the property of Doye Corporation, Elkhart, Indiana, with the agreement that it is not to be reproduced, copied, or loaned in any manner that may constitute a detriment directly or indirectly to Doye Corporation. Acceptance of this will be construed as an agreement of the above.										UNLESS OTHERWISE SPECIFIED:		SIZE SCALE MATERIAL		NOTED	
										TOLERANCES:		A 1:1 A S			
										.XXX ± 0.010		DRW BY: 1/24/18		PART NAME:	
										.XX ± 0.010		SU		HOSE KIT-JAYCO ALANTE 190-228WB	
										.X ± 0.030		AP'D BY DATE:		PAGE: 2 OF 2	
										ANG. ± 1/2"		DATE:		DWG NO.: 110	
										REMOVE ALL BURRS AND SHARP EDGES .015 MAX		REV:			

70111 PARTS LIST

ITEM	PART#	DESCRIPTION	QUAN	COLOR CODE	LOCATION
1	2465	HOSE-10'	1	YELLOW SOLID	PUMP PORT T4 TO TOP OF RR JACK
2	2465	HOSE-10'	1	YELLOW STRIPE	PUMP PORT B4 TO BOTTOM OF RR JACK
3	2469	HOSE-14'	1	ORANGE SOLID	PUMP PORT T3 TO TOP OF LR JACK
4	2463	HOSE-8'	1	ORANGE STRIPE/YELLOW STRIPE	BOTTOM OF LR JACK TO BOTTOM OF RR JACK
5	2467	HOSE-12'	1	BROWN STRIPE/WHITE STRIPE	BOTTOM OF LF JACK TO BOTTOM OF RF JACK
6	2467	HOSE-12'	1	WHITE SOLID	PUMP PORT T2 TO TOP OF RF JACK
7	2469	HOSE-14'	1	WHITE STRIPE	PUMP PORT B2 TO BOTTOM OF RF JACK
8	2471	HOSE-16'	1	BROWN SOLID	PUMP PORT T1 TO TOP OF LF JACK

REQUIRED JACK FITTINGS

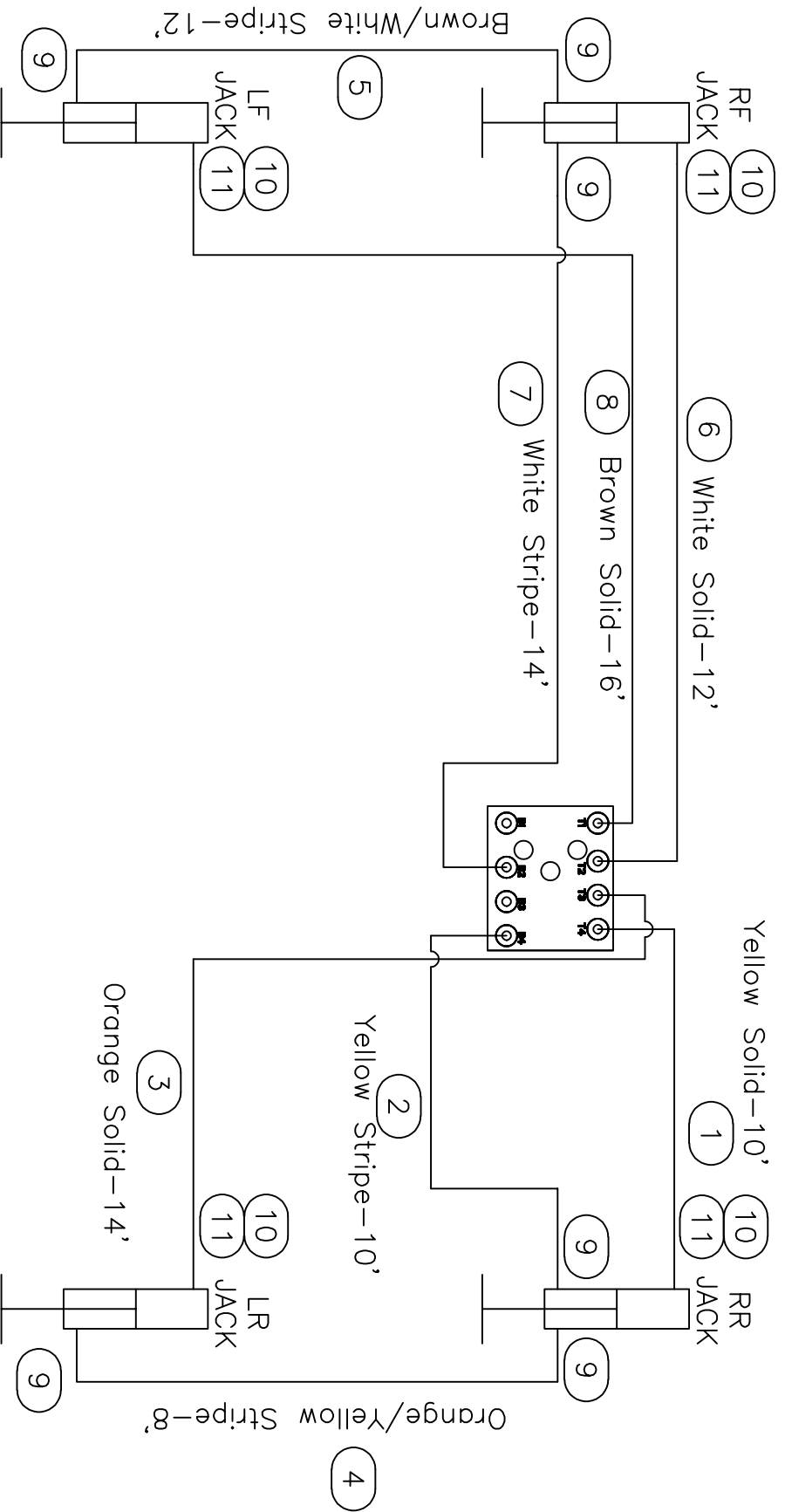
ITEM	PART#	DESCRIPTION	QUAN
9	1124	FITTING-#4 JIC X #4 OR MALE 90	6
10	1190	FITTING-#4 X #4 JIC SWIVEL 90	4
11	1403	FITTING-RESTRICTOR #6 X #4-042" ORIFICE	4

		
1124 FITTING	1190 FITTING	1403 FITTING

**Warranty authorization must come directly from Equalizer Systems. (800) 846-9659.**

<i>Equalizer</i> 55169 COUNTRY ROAD 3 ELKHART, IN 46515	#	REVISIONS		BY:	DATE:	TITLE		USED ON:	
	A	WHITE STRIPE HOSE WAS 12'		SJ	3/21/18	JAYCO HOSE CHART		ALANTE	
						UNLESS OTHERWISE SPECIFIED:		NOTED	
						TOLERANCES:		SIZE SCALE MATERIAL	
						.XXX ± 0.010 .XX ± 0.010 .X ± 0.030 ANG. ± 1/2"		DRAW BY: DATE: PART NAME:	
NOTICE - This drawing, including principles of design, is the property of Doye Corporation, Elkhart, Indiana, with the agreement that it is not to be reproduced, copied, or loaned in any manner that may constitute a detriment directly or indirectly to Doye Corporation. Acceptance of this will be construed as an agreement of the above.						REMOVE ALL BURRS AND SHARP EDGES .015 MAX		AP'D BY: DATE: HOSE KIT-JAYCO ALANTE 190-FRONT PUMP	
						PAGE: 1 OF 2		DWG NO.: P70111	
								REV: A	





**Warranty authorization must come directly from Equalizer Systems. (800) 846-9659.**

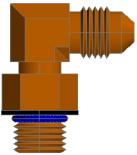
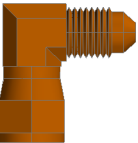
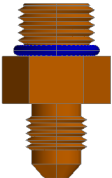
55169 COUNTY ROAD 3 ELKHART, IN 46515		REVISIONS		BY:	DATE:	UNLESS OTHERWISE SPECIFIED:		TITLE	JAYCO HOSE CHART		USED ON:
Equalizer		#				TOLERANCES:		SIZE SCALE	MATERIAL		ALANTE
		A			SJ	XXX ± 0.010		A	1:1		
			WHITE STRIPE HOSE WAS 12'			XX ± 0.010			AS		
						.X ± 0.030		DRW BY:	DATE:		NOTED
						ANG. ± 1/2"		SJ	1/24/18		
						REMOVE ALL BURRS AND SHARP EDGES .015 MAX		AP'D BY	DATE:		

70112 PARTS LIST

ITEM	PART#	DESCRIPTION	QUAN	COLOR CODE	LOCATION
1	2463	HOSE-8'	1	ORANGE STRIPE/YELLOW STRIPE	BOTTOM OF LR JACK TO BOTTOM OF RR JACK
2	2469	HOSE-14'	1	ORANGE SOLID	PUMP PORT T3 TO TOP OF LR JACK
3	2469	HOSE-14'	1	ORANGE STRIPE	PUMP PORT B3 TO BOTTOM OF LR JACK
4	2467	HOSE-12'	1	BROWN STRIPE/WHITE STRIPE	BOTTOM OF LF JACK TO BOTTOM OF RF JACK
5	2471	HOSE-16'	1	YELLOW SOLID	PUMP PORT T4 TO TOP OF RR JACK
6	2484	HOSE-34'	1	BROWN SOLID	PUMP PORT T1 TO TOP OF LF JACK
7	2484	HOSE-34'	1	BROWN STRIPE	PUMP PORT B1 TO BOTTOM OF LF JACK
8	2488	HOSE-38'	1	WHITE SOLID	PUMP PORT T2 TO TOP OF RF JACK

REQUIRED JACK FITTINGS

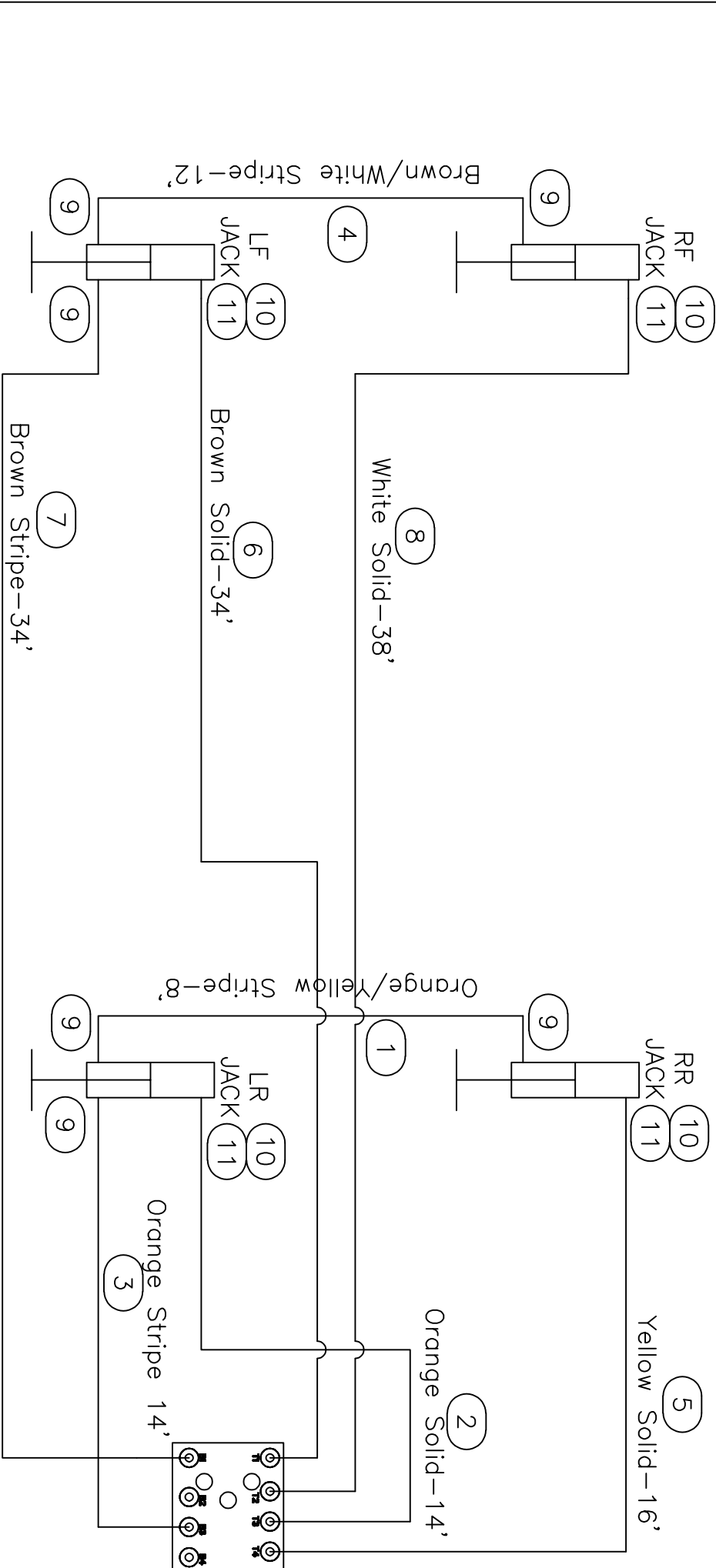
ITEM	PART#	DESCRIPTION	QUAN
9	1124	FITTING-#4 JIC X #4 OR MALE 90	6
10	1190	FITTING-#4 X #4 JIC SWIVEL 90	4
11	1403	FITTING-RESTRICTOR #6 X #4-042" ORIFICE	4

		
1124 FITTING	1190 FITTING	1403 FITTING

<b>Equalizer</b> 55169 COUNTRY ROAD 3 ELKHART, IN 46515		#	REVISIONS		BY:	DATE:	UNLESS OTHERWISE SPECIFIED: TOLERANCES: .XXX ± 0.010 .XX ± 0.020 .X ± 0.030 ANG. ± 1/2" REMOVE ALL BURRS AND SHARP EDGES .015 MAX		TITLE JAYCO HOSE CHART	USED ON: PRECEPT/EMBLEM
A			ORA. & ORA. STRP were 8', YEL was 10', BRN. & BRN. STRP were 26', WHITE was 28'		SJ	3/21/18	SIZE SCALE MATERIAL A 1:1 A S		NOTE D	
B			BROWN STRIPE changed from 28' to 30'		SJ	5/2/18	DRW BY: DATE: SU 1/23/18		PART NAME: HOSE KIT-JAYCO PRECEPT/EMBLEM 190-229WB	
C			BROWN SOLID changed from 28' to 30'		SJ	7/9/18	AP'D BY DATE:		PAGE: 1 OF 2	
D			WHITE SOLID changed from 30' to 34'		SJ	9/4/19	DWG NO.: P70112		REV: E	
E			All hoses except the crossovers increased by 4'		SJ	10/28/20				

NOTICE - This drawing, including principles of design, is the property of Doye Corporation, Elkhart, Indiana, with the agreement that it is not to be reproduced, copied, or loaned in any manner that may constitute a detriment directly or indirectly to Doye Corporation. Acceptance of this will be construed as an agreement of the above.

**Warranty authorization must come directly from Equalizer Systems. (800) 846-9659.**



<i>Equalizer</i>		55169 COUNTY ROAD 3 ELKHART, IN 46515	
#	REVISIONS	BY:	DATE:
A	ORA. & ORA. STRP were 8', YEL was 10', BRN. & BRN. STRP were 26', WHITE was 28'	SJ	3/21/18
B	BROWN STRIPE changed from 28' to 30'	SJ	5/2/18
C	BROWN SOLID changed from 28' to 30'	SJ	7/9/18
D	WHITE SOLID changed from 30' to 34'	SJ	9/4/19
E	All hoses except the crossovers increased by 4'	SJ	10/28/20
UNLESS OTHERWISE SPECIFIED: TOLERANCES: .XXX ± 0.010 .XX ± 0.010 .X ± 0.030 ANG. ± 1/2" REMOVE ALL BURRS AND SHARP EDGES .015 MAX			
TITLE JAYCO HOSE CHART		USED ON: PRECEPT/EMBLEM	
SIZE SCALE MATERIAL A 1:1 A S		NOTED	
DRAW BY:	DATE:	PART NAME:	
SJ	1/23/18	HOSE KIT-JAYCO PRECEPT/EMBLEM 190-229WB	
APPD BY:	DATE:	PAGE:	DWG NO.:
—	—	2 OF 2	P70112
			REV: E

NOTICE - This drawing, including principles of design, is the property of Doye Corporation, Elkhart, Indiana, with the agreement that it is not to be reproduced, copied, or loaned in any manner that may constitute a detriment directly or indirectly to Doye Corporation. Acceptance of this will be construed as an agreement of the above.

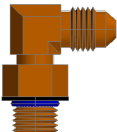
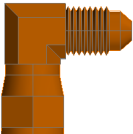
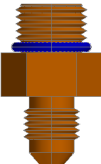
**Warranty authorization must come directly from Equalizer Systems. (800) 846-9659.**

70239 PARTS LIST

ITEM	PART#	DESCRIPTION	QUAN	COLOR CODE	LOCATION
1	2463	HOSE-8'	1	BROWN SOLID	PUMP PORT T1 TO TOP OF LF JACK
2	2463	HOSE-8'	1	BROWN STRIPE	PUMP PORT B1 TO BOTTOM OF LF JACK
3	2463	HOSE-8'	1	ORANGE STRIPE/YELLOW STRIPE	BOTTOM OF LR JACK TO BOTTOM OF RR JACK
4	2467	HOSE-12'	1	BROWN STRIPE/WHITE STRIPE	BOTTOM OF LF JACK TO BOTTOM OF RF JACK
5	2469	HOSE-14'	1	WHITE SOLID	PUMP PORT T2 TO TOP OF RF JACK
6	2471	HOSE-16'	1	ORANGE SOLID	PUMP PORT T3 TO TOP OF LR JACK
7	2473	HOSE-18'	1	ORANGE STRIPE	PUMP PORT B3 TO BOTTOM OF LR JACK
8	2475	HOSE-20'	1	YELLOW SOLID	PUMP PORT T4 TO TOP OF RR JACK

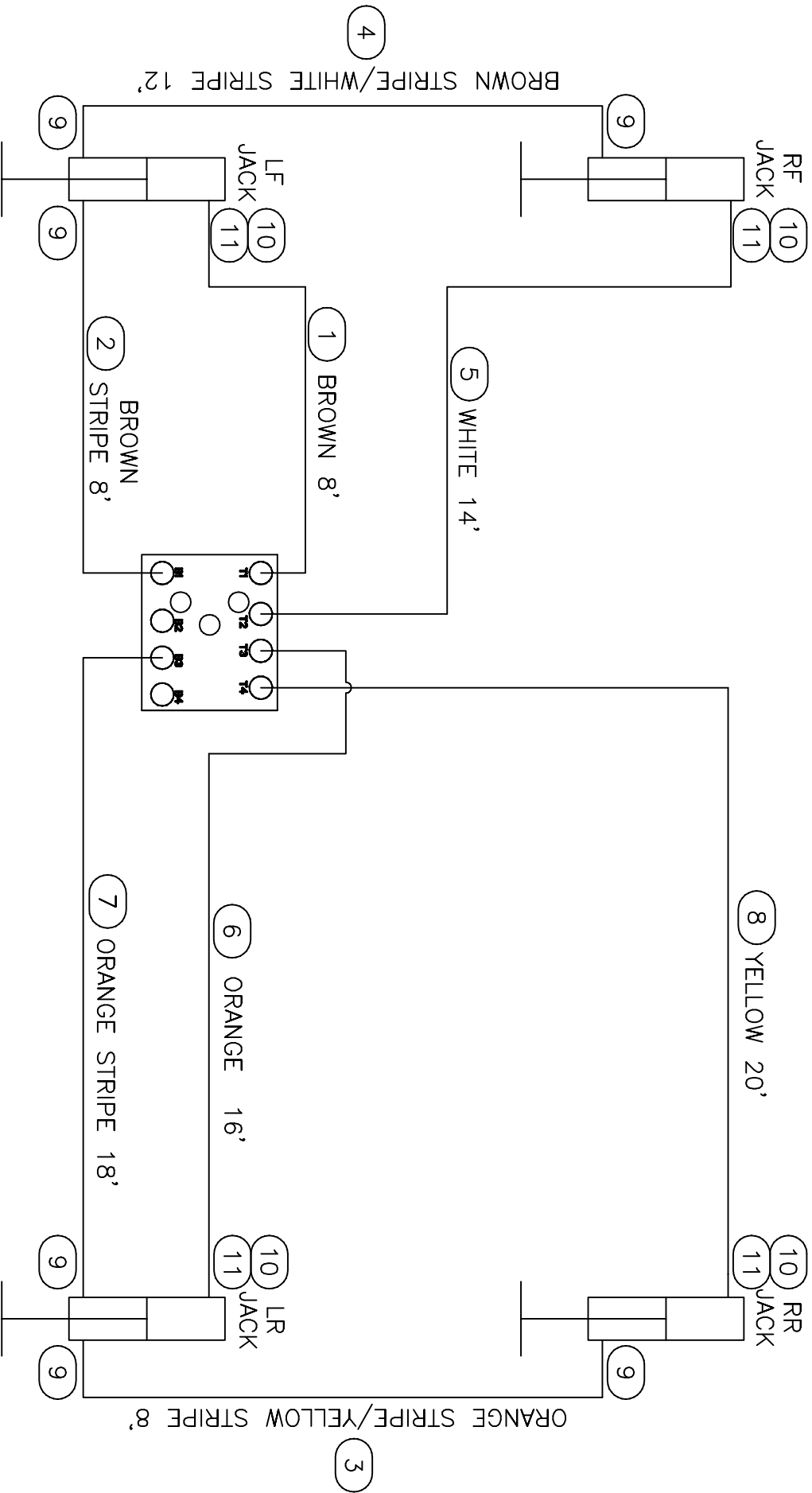
REQUIRED JACK FITTINGS

ITEM	PART#	DESCRIPTION	QUAN
9	1124	FITTING-#4 JIC X #4 OR MALE 90	6
10	1190	FITTING-#4 X #4 JIC SWIVEL 90	4
11	1403	FITTING-RESTRICTOR #6 X #4-042" ORIFICE	4

		
1124 FITTING	1190 FITTING	1403 FITTING

**Warranty authorization must come directly from Equalizer Systems. (800) 846-9659.**

<b>Equalizer</b> 55169 COUNTRY ROAD 3 ELKHART, IN 46515	#	REVISIONS	BY:	DATE:	TITLE	USED ON:
NOTICE - This drawing, including principles of design, is the property of Doye Corporation, Elkhart, Indiana, with the agreement that it is not to be reproduced, copied, or loaned in any manner that may constitute a detriment directly or indirectly to Doye Corporation. Acceptance of this will be construed as an agreement of the above.					JAYCO HOSE CHART	ALANTE 190 WB DS FRONT PUMP
					UNLESS OTHERWISE SPECIFIED: TOLERANCES: .XXX ± 0.010 .XX ± 0.010 .X ± 0.030 ANG. ± 1/2" REMOVE ALL BURRS AND SHARP EDGES .015 MAX	
					SIZE SCALE MATERIAL A 1:1 A S	NOTE D
					DRW BY: DATE: 6/21/19	PART NAME: HOSE KIT-JAYCO ALANTE 190-FRONT DS PUMP
					AP'D BY: DATE:	PAGE: 1 OF 2 DWG NO.: P70239 REV: -



**Warranty authorization must come directly from Equalizer Systems. (800) 846-9659.**

<b>Equalizer</b>		55169 COUNTRY ROAD 3 ELKHART, IN 46515		#		REVISIONS		BY:		DATE:		TITLE		USED ON:	
												JAYCO HOSE CHART		ALANTE 190 WB DS FRONT PUMP	
												UNLESS OTHERWISE SPECIFIED:		SIZE SCALE MATERIAL	
												TOLERANCES:		A 1:1 A S	
												.XXX ± 0.010			
												.XX ± 0.010			
												.X ± 0.030			
												ANG. ± 1/2"			
												REMOVE ALL BURRS AND SHARP EDGES .015 MAX			
												AP'D BY DATE:		PART NAME:	
												6/21/19		HOSE KIT-JAYCO ALANTE 190-FRONT DS PUMP	
												PAGE: 2 OF 2		DWG NO.: P70239	
														REV:	

NOTICE - This drawing, including principles of design, is the property of Dye Corporation, Elkhart, Indiana, with the agreement that it is not to be reproduced, copied, or loaned in any manner that may constitute a detriment directly or indirectly to Dye Corporation. Acceptance of this will be construed as an agreement of the above.

KEYPAD TO CONTROLLER HARNESS #6127U  
PUMP TO CONTROLLER HARNESS #6799U

USED ON:  
ALANTE, PRECEPT, PRECEPT XL, VISION,  
& EMBLEM

ON MOTOR		CHASSIS INTERFACE CONNECTIONS										
BATTERY												
EXTEND. IGNITION FROM COACH. 12V+ WHEN IGN ON.		<table><tr><th>PIN/GAGE</th><th>COLOR</th></tr><tr><td>1 18</td><td>PINK</td></tr><tr><td>2 —</td><td>EMPTY</td></tr><tr><td>3 18</td><td>BLACK/YELLOW</td></tr></table>	PIN/GAGE	COLOR	1 18	PINK	2 —	EMPTY	3 18	BLACK/YELLOW		
PIN/GAGE	COLOR											
1 18	PINK											
2 —	EMPTY											
3 18	BLACK/YELLOW											
ND INPUT. PARK BRAKE GND WHEN BRAKE ON		<table><tr><td>4</td><td>—</td><td>EMPTY</td></tr></table>	4	—	EMPTY							
4	—	EMPTY										

C RETRACT		BI-ROTATIONAL PUMP #7948KS/7960KS
-----------	--	-----------------------------------

HARNESS 6910

PIN/GAGE	COLOR	
1 18	ORANGE	INPUT. 12V+ TO LEFT REAR VALVE COIL
2 18	WHITE	INPUT. 12V+ TO RIGHT FRONT VALVE COIL
3 16	DARK BLUE	INPUT. 12V+ TO MOTOR EXTEND SOLENOID
4 18	YELLOW	INPUT. 12V+ TO RIGHT REAR VALVE COIL
5 18	BROWN	INPUT. 12V+ TO LEFT FRONT VALVE COIL
6 18	GREEN	INPUT. 12V+ TO MOTOR RETRACT SOLENOID
7		
8		
9 18	YELLOW/BLACK	PRESSURE SW 12V+ OUTPUT

## WIRING CONNECTIONS

KEY PAD #3103

PIN	GAGE	COLOR
1	18	RED
2	18	BLACK
3	18	BROWN/WHITE
4	18	GRN/WHITE

INPUT. 12V  
INPUT. GROUND  
OUTPUT. DATA  
OUTPUT. DATA

AUTO LEVEL CONTROLLER #3197U

PIN/GAGE	COLOR
1 18	RED
2 18	BLACK
3 18	BROWN/WHITE
4 18	GREEN/WHITE

OUTPUT. POWER TO KEY PAD  
OUTPUT. GND TO KEY PAD  
INPUT. DATA  
INPUT. DATA

PIN/GAGE	COLOR
1 18	
2 18	
3 18	
4 18	BLACK/YELLOW
5 18	PINK
6 18	

INPUT. PARK BRAKE GND. SEE NOTES  
INPUT. 12V+ WHEN IGN ON

PIN/GAGE	COLOR
1 16	RED
2 16	RED
3 16	BLACK

12V+ FROM PUMP (MINIMUM 10.5V)  
12V+ FROM PUMP (MINIMUM 10.5V)  
INPUT GND FROM PUMP

PIN/GAGE	COLOR
1 18	BROWN
2 18	WHITE
3 18	BLACK (BROWN)
4 18	ORANGE
5 18	YELLOW/BLACK
6	JACK (WHITE)
7 18	GREEN
8 18	BLUE
9 18	ORANGE

OUTPUT 12V+ TO EXTEND VALVE  
OUTPUT 12V+ TO PUMP VALVE REAR  
OUTPUT 12V+ TO PUMP VALVE FRONT  
OUTPUT 12V+ TO PUMP VALVE LR  
T2 = RIGHT FRONT JACK  
OUTPUT 12V+ TO PUMP RETRACT  
OUTPUT 12V+ TO PUMP EXTEND  
T4 = RIGHT REAR JACK (YELLOW)

T4 = RIGHT REAR JACK (YELLOW)

Equalizer

55169 COUNTRY ROAD 3  
ELKHART, IN 46515

REVISIONS

BY:

DATE:

UNLESS OTHERWISE SPECIFIED:  
TOLERANCES:  
.XXX ± 0.010  
.XX ± 0.010  
.X ± 0.030  
ANG. ± 1/2°

REMOVE ALL BURRS AND SHARP EDGES .015 MAX

TITLE	USED ON:
AUTO LEVEL SCHEMATIC	JAYCO/ENTEGRA

SIZE	SCALE	MATERIAL	DRW BY:	DATE:	PART NAME:
A	1: 1		SJ	3/2/15	AUTO LEVEL WIRING SCHEMATIC
APP'D BY	DATE:	PAGE:	DWG NO.:	REV:	
—	—	1 OF 1	P8630B	—	

## NOTES:

THE 12V POWER SOURCE MUST NOT DROP BELOW 10.5 VOLTS MEASURED AT THE YELLOW FUSE WIRE ON THE PUMP OR THE PUMP VALVE COIL BEING ENERGIZED WITH THE METER GROUND ON THE PUMP CASE GROUND.

THE PARK BRAKE INPUT TO THE LEVEL CONTROLLER ARE GROUND INPUTS. IT IS PULLED HIGH TO 12V INTERNALLY THROUGH A RESISTOR. IT IS LOOKING FOR AN ACTIVE LOW INPUT SIGNAL. WHEN THE PARK BRAKE IS ON, IT'S SENDING A GROUND TO THE PARK BRAKE INPUT OF THE LEVEL CONTROLLER.

NOTICE – This drawing, including principles of design, is the property of Days Corporation, Elkhart, Indiana, with the agreement that it is not to be reproduced, copied, or loaned in any manner that may constitute a detriment directly or indirectly to Days Corporation. Acceptance of this will be construed as an agreement of the above.

PUMP TO CONTROL PANEL HARNESS #6147

USED ON:  
ALANTE, PRECEPT, PRECEPT XL, VISION,  
& EMBLEM

CHASSIS INTERFACE CONNECTIONS

PIN#	PAGE	COLOR
1	18	PINK
2	—	EMPTY
3	18	BLACK/YELLOW
4	—	EMPTY

INPUT. IGNITION FROM COACH. 12V+ WHEN IGN ON.

INPUT. PARK BRAKE GND WHEN BRAKE ON

BI-ROTATIONAL PUMP #7948KS/7960KS

HARNESS 6910

PIN#	PAGE	COLOR
1	18	ORANGE
2	18	WHITE
3	16	BLUE
4	18	YELLOW
5	18	BROWN
6	18	GREEN
7		
8		
9	18	YELLOW/BLACK

INPUT. 12V+ TO LEFT REAR VALVE COIL  
INPUT. 12V+ TO RIGHT FRONT VALVE COIL  
INPUT. 12V+ TO MOTOR EXTEND SOLENOID  
INPUT. 12V+ TO RIGHT REAR VALVE COIL  
INPUT. 12V+ TO LEFT FRONT VALVE COIL  
INPUT. 12V+ TO MOTOR RETRACT SOLENOID

PRESSURE SW 12V+ OUTPUT

SMART LEVEL CONTROL PANEL #3197SRT

INPUT 12V+ FROM PUMP (MINIMUM 10.5V)  
INPUT 12V+ FROM PUMP (MINIMUM 10.5V)  
INPUT GND FROM PUMP

PIN#	PAGE	COLOR
1	16	RED
2	16	RED
3	16	BLACK

INPUT. PARK BRAKE GND. SEE NOTES  
INPUT. 12V+ WHEN IGN ON

OUTPUT 12V+ TO PUMP RETRACT

OUTPUT 12V+ TO PUMP VALVE RR

OUTPUT 12V+ TO PUMP VALVE LR

OUTPUT 12V+ TO PUMP VALVE RF

OUTPUT 12V+ TO PUMP VALVE LF

OUTPUT 12V+ TO PUMP EXTEND

PIN#	PAGE	COLOR
1		
2	18	BLACK/YELLOW
3	18	PINK
4	18	YELLOW/BLACK
5		
6	18	GREEN
7		
8	18	YELLOW
9	18	ORANGE
10	18	WHITE
11	18	BROWN
12	18	BLUE

EQUALIZER SYSTEMS  
MAIN 12V POWER  
INPUT. FROM PUMP  
MOTOR SOLENOID  
AND CHASSIS  
BATTERIES.

GROUND INPUT  
FROM CHASSIS  
CONNECTED TO STUD  
ON SIDE OF PUMP



HARNESS 6572C

PIN#	PAGE	COLOR
B	16	BLACK
A	12	RED

PIN#	PAGE	COLOR
B	12	BLACK
A	12	RED

GROUND FROM CHASSIS  
12V+ YELLOW (20A FUSE)

NOTES:

THE 12V POWER SOURCE MUST NOT DROP BELOW 10.5 VOLTS MEASURED AT THE YELLOW FUSE WIRE ON THE PUMP OR THE PUMP VALVE COIL BEING ENERGIZED WITH THE METER GROUND ON THE PUMP CASE GROUND.

THE PARK BRAKE INPUT TO THE LEVEL CONTROLLER ARE GROUND INPUTS. IT IS PULLED HIGH TO 12V INTERNALLY THROUGH A RESISTOR. IT IS LOOKING FOR AN ACTIVE LOW INPUT SIGNAL. WHEN THE PARK BRAKE IS ON, IT'S SENDING A GROUND TO THE PARK BRAKE INPUT OF THE LEVEL CONTROLLER.

Equalizer

55169 COUNTRY ROAD 3  
ELKHART, IN 46515

#

REVISIONS

BY:

DATE:

UNLESS OTHERWISE SPECIFIED:  
TOLERANCES:  
.XXX ± 0.010  
.XX ± 0.010  
.X ± 0.030  
ANG. ± 1/2°

NOTICE – This drawing, including principles of design, is the property of Days Corporation, Elkhart, Indiana, with the agreement that it is not to be reproduced, copied, or loaned in any manner that may constitute a detriment directly or indirectly to Days Corporation. Acceptance of this will be construed as an agreement of the above.

TITLE  
AUTO LEVEL SCHEMATIC

USED ON:

JAYCO/ENTEGRA

SIZE SCALE MATERIAL

DRW BY:

SJ

DATE:

3/2/15

PART NAME:

AUTO LEVEL WIRING SCHEMATIC

PAGE:

1 OF 1

DWG NO.:

P8630C

REV:

—

KEYPAD TO CONTROLLER HARNESS #6800U  
PUMP TO CONTROLLER HARNESS #6799U

CHASSIS INTERFACE CONNECTIONS

PIN	AGE	COLOR
1	18	BLACK/YELLOW
2	18	PINK

INPUT. PARK BRAKE GND WHEN BRAKE ON  
INPUT. IGNITION FROM COACH. 12V+ WHEN IGN ON.

GREY=12V+ FOR TWO MINUTES TO DEFLATE AIR  
SUSPENSION INITIATED BY THE AUTO LEVEL  
COMMAND  
PURPLE=12V+ TO INFLATE AIR SUSPENSION  
INITIATED BY ALL RETRACT COMMAND

PIN	AGE	COLOR
1	18	GREY
2	18	PURPLE

KEY PAD #3103

PIN	AGE	COLOR
1	18	RED
2	18	BLACK
3	18	BROWN/WHITE
4	18	GRN/WHITE

INPUT. 12V  
INPUT. GROUND  
OUTPUT. DATA  
OUTPUT. DATA

AUTO LEVEL CONTROLLER #2745U

OUTPUT. POWER TO KEY PAD  
OUTPUT. GND TO KEY PAD  
INPUT. DATA  
INPUT. DATA

PIN	AGE	COLOR
1	18	RED
2	18	BLACK
3	18	BROWN/WHITE
4	18	GREEN/WHITE

OUTPUT 12V+ (SUSPENSION DEFLATE)  
OUTPUT 12V+ (SUSPENSION INFLATE)

PIN	AGE	COLOR
1	18	GREY
2	18	PURPLE
3	18	

INPUT. PARK BRAKE GND. SEE NOTES  
INPUT. 12V+ WHEN IGN ON

PIN	AGE	COLOR
4	18	BLACK/YELLOW
5	18	PINK
6	18	

INPUT 12V+ FROM PUMP (MINIMUM 10.5V)  
INPUT 12V+ FROM PUMP (MINIMUM 10.5V)

INPUT GND FROM PUMP

PIN	AGE	COLOR
1	16	RED
2	16	RED
3	16	BLACK

OUTPUT 12V+ TO PUMP VALVE LF  
OUTPUT 12V+ TO PUMP VALVE RF  
OUTPUT 12V+ TO PUMP VALVE RR  
OUTPUT 12V+ TO PUMP VALVE LR

PIN	AGE	COLOR
1	18	BROWN
2	18	WHITE
3	18	YELLOW
4	18	ORANGE
5	18	YELLOW/BLACK
6		

OUTPUT 12V+ TO PUMP RETRACT  
OUTPUT 12V+ TO PUMP EXTEND

PIN	AGE	COLOR
7	18	GREEN
8	18	BLUE

PIN	AGE	COLOR
1	18	ORANGE
2	18	WHITE
3	18	BLUE
4	18	YELLOW
5	18	BROWN
6	18	GREEN
7		
8		
9	18	YELLOW/BLACK

INPUT. 12V+ TO LEFT REAR VALVE COIL  
INPUT. 12V+ TO RIGHT FRONT VALVE COIL  
INPUT. 12V+ TO MOTOR EXTEND SOLENOID  
INPUT. 12V+ TO RIGHT REAR VALVE COIL  
INPUT. 12V+ TO LEFT FRONT VALVE COIL  
INPUT. 12V+ TO MOTOR RETRACT SOLENOID

PRESSURE SW 12V+ OUTPUT

HARNESS 6910

BI-ROTATIONAL PUMP #7945

HARNESS 6572C

PIN	AGE	COLOR
B	16	BLACK
A	12	RED

PIN	AGE	COLOR
B	12	BLACK
A	12	RED

GROUND FROM CHASSIS  
12V+ YELLOW (20A FUSE)

EQUALIZER SYSTEMS  
MAIN 12V POWER  
INPUT. FROM PUMP  
MOTOR SOLENOID  
AND CHASSIS  
BATTERIES.

GROUND INPUT  
FROM CHASSIS  
CONNECTED TO STUD  
ON SIDE OF PUMP

NOTES:

THE 12V POWER SOURCE MUST NOT DROP BELOW  
10.5 VOLTS MEASURED AT THE YELLOW FUSE WIRE  
ON THE PUMP OR THE PUMP VALVE COIL BEING  
ENERGIZED WITH THE METER GROUND ON THE PUMP  
CASE GROUND.

THE PARK BRAKE INPUT TO THE LEVEL  
CONTROLLER ARE GROUND INPUTS. IT IS PULLED  
HIGH TO 12V INTERNALLY THROUGH A RESISTOR.  
IT IS LOOKING FOR AN ACTIVE LOW INPUT  
SIGNAL. WHEN THE PARK BRAKE IS ON, IT'S  
SENDING A GROUND TO THE PARK BRAKE INPUT  
OF THE LEVEL CONTROLLER.

Equalizer

55169 COUNTRY ROAD 3  
ELKHART, IN 46515

REVISIONS

BY: DATE:

UNLESS OTHERWISE  
SPECIFIED:  
TOLERANCES:  
.XXX ± 0.010  
.XX ± 0.010  
.X ± 0.030  
ANG. ± 1/2°

REMOVE ALL BURRS AND  
SHARP EDGES .015 MAX

TITLE  
AUTO LEVEL SCHEMATIC

USED ON:  
ENEGRA ASPIRE TAG-ANTHEM-CORNERSTONE

SIZE SCALE MATERIAL

PART NAME:

DRW BY: DATE: 3/2/15

AUTO LEVEL WIRING SCHEMATIC

PAGE: 1 OF 1

DWG. NO.: P8738/8750

REV:

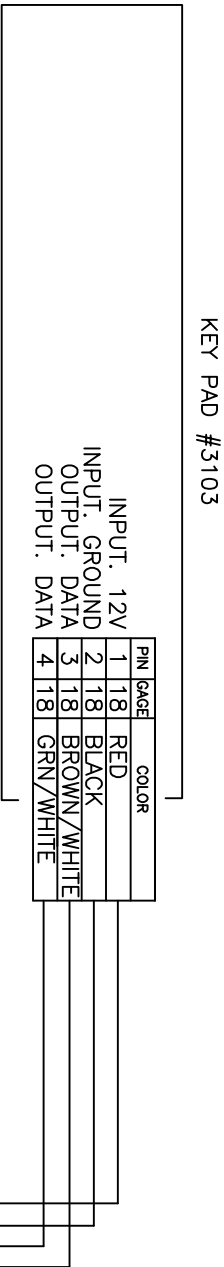
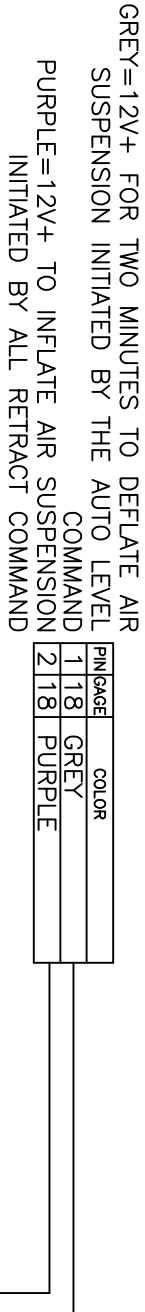
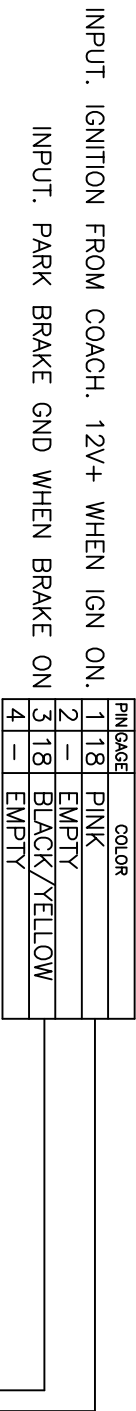
NOTICE – This drawing, including principles of design, is the  
property of Days Corporation, Elkhart, Indiana, with the  
agreement that it is not to be reproduced, copied, or loaned  
in any manner that may constitute a detriment directly or  
indirectly to Days Corporation. Acceptance of this will be  
construed as an agreement of the above.



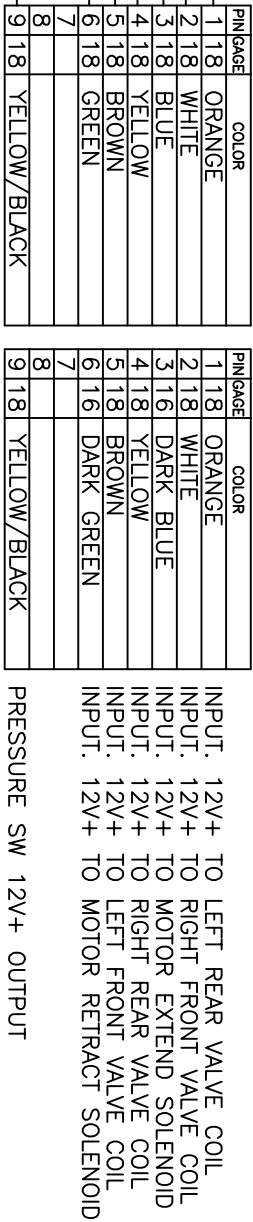
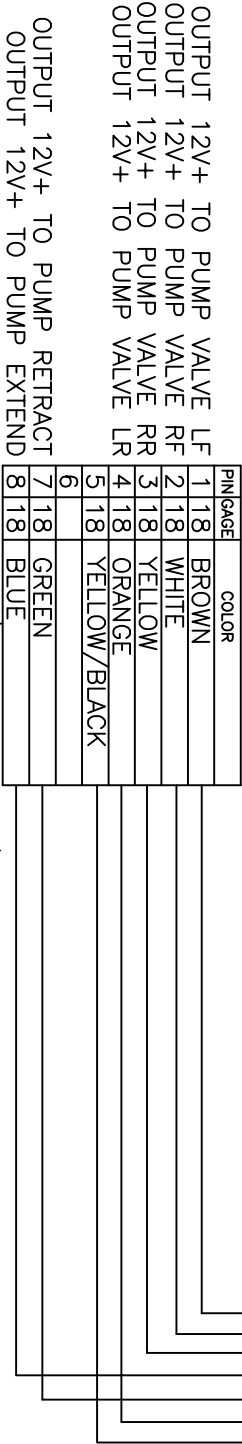
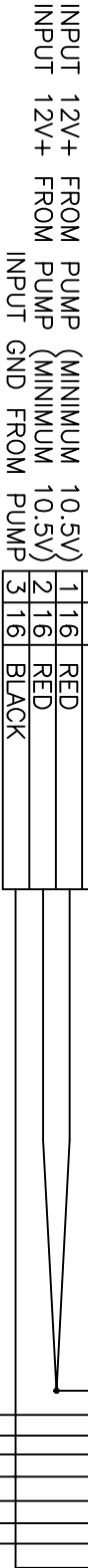
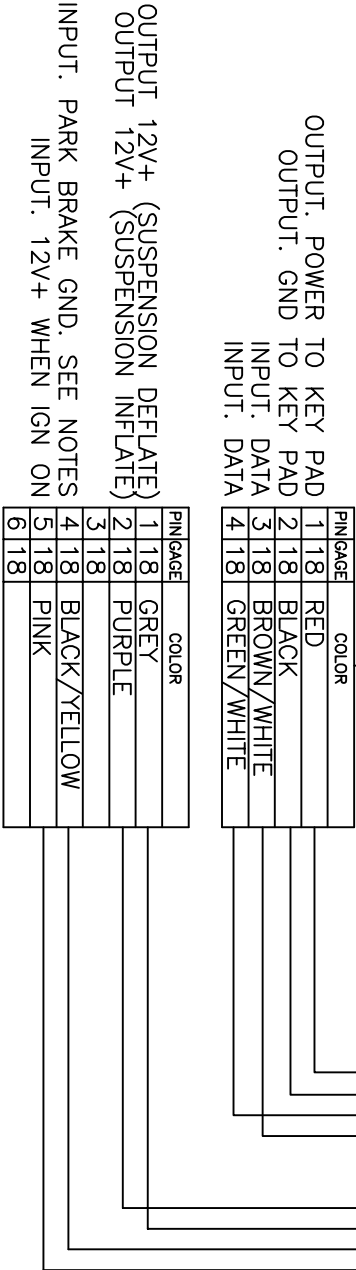
KEYPAD TO CONTROLLER HARNESS #6800U  
PUMP TO CONTROLLER HARNESS #6799U

USED ON:  
INSIGNIA TAG AXLE, ASPIRE TAG AXLE,  
ANTHEM, & CORNERSTONE.

CHASSIS INTERFACE CONNECTIONS



AUTO LEVEL CONTROLLER #2745U



HARNESS 6572C

GROUND FROM CHASSIS  
12V+ YELLOW (20A FUSE)

EQUALIZER SYSTEMS  
MAIN 12V POWER  
INPUT. FROM PUMP  
MOTOR SOLENOID  
AND CHASSIS  
BATTERIES.

GROUND INPUT  
FROM CHASSIS  
CONNECTED TO STUD  
ON SIDE OF PUMP

NOTES:

THE 12V POWER SOURCE MUST NOT DROP BELOW  
10.5 VOLTS MEASURED AT THE YELLOW FUSE WIRE  
ON THE PUMP OR THE PUMP VALVE COIL BEING  
ENERGIZED WITH THE METER GROUND ON THE PUMP  
CASE GROUND.

THE PARK BRAKE INPUT TO THE LEVEL  
CONTROLLER ARE GROUND INPUTS. IT IS PULLED  
HIGH TO 12V INTERNALLY THROUGH A RESISTOR.  
IT IS LOOKING FOR AN ACTIVE LOW INPUT  
SIGNAL. WHEN THE PARK BRAKE IS ON, IT'S  
SENDING A GROUND TO THE PARK BRAKE INPUT  
OF THE LEVEL CONTROLLER.

55169 COUNTRY ROAD 3 ELKHART, IN 46515		#		REVISIONS		BY:		DATE:		UNLESS OTHERWISE SPECIFIED: TOLERANCES: .XXX ± 0.010 .XX ± 0.010 .X ± 0.030 ANG. ± 1/2° REMOVE ALL BURRS AND SHARP EDGES .015 MAX		TITLE AUTO LEVEL SCHEMATIC		USED ON: ENTERGRA (SEE MODELS LISTED ABOVE)	
A		CHANGED IGN INPUT & PB GRND PLUG FROM 2 WAY TO 4 WAY		SJ		1/4/17						A		1: 1	
												DRW BY: SJ		DATE: 3/2/15	
												APP'D BY		DATE:	
												1 OF 1		P8738/8750	
														A	

NOTICE – This drawing, including principles of design, is the property of Days Corporation, Elkhart, Indiana, with the agreement that it is not to be reproduced, copied, or loaned in any manner that may constitute a detriment directly or indirectly to Days Corporation. Acceptance of this will be construed as an agreement of the above.

KEYPAD TO CONTROLLER HARNESS #6800U  
PUMP TO CONTROLLER HARNESS #6799U

CHASSIS INTERFACE CONNECTIONS

PIN/GAGE	COLOR
1 18	BLACK/YELLOW
2 18	PINK

INPUT. PARK BRAKE GND WHEN BRAKE ON  
INPUT. IGNITION FROM COACH. 12V+ WHEN IGN ON.

GREY=12V+ FOR TWO MINUTES TO DEFLATE AIR  
SUSPENSION INITIATED BY THE AUTO LEVEL  
COMMAND  
PURPLE=12V+ TO INFLATE AIR SUSPENSION  
INITIATED BY ALL RETRACT COMMAND

PIN/GAGE	COLOR
1 18	GREY
2 18	PURPLE

KEY PAD #3103

PIN/GAGE	COLOR
1 18	RED
2 18	BLACK
3 18	BROWN/WHITE
4 18	GRN/WHITE

INPUT. 12V  
INPUT. GROUND  
OUTPUT. DATA  
OUTPUT. DATA

AUTO LEVEL CONTROLLER #2745U

OUTPUT. POWER TO KEY PAD  
OUTPUT. GND TO KEY PAD  
INPUT. DATA  
INPUT. DATA

PIN/GAGE	COLOR
1 18	RED
2 18	BLACK
3 18	BROWN/WHITE
4 18	GREEN/WHITE

OUTPUT 12V+ (SUSPENSION DEFLATE)  
OUTPUT 12V+ (SUSPENSION INFLATE)

INPUT. PARK BRAKE GND. SEE NOTES  
INPUT. 12V+ WHEN IGN ON

PIN/GAGE	COLOR
1 18	GREY
2 18	PURPLE
3 18	
4 18	BLACK/YELLOW
5 18	PINK
6 18	

INPUT 12V+ FROM PUMP (MINIMUM 10.5V)  
INPUT 12V+ FROM PUMP (MINIMUM 10.5V)

INPUT GND FROM PUMP

PIN/GAGE	COLOR
1 16	RED
2 16	RED
3 16	BLACK

OUTPUT 12V+ TO PUMP VALVE LF  
OUTPUT 12V+ TO PUMP VALVE RF  
OUTPUT 12V+ TO PUMP VALVE RR  
OUTPUT 12V+ TO PUMP VALVE LR

OUTPUT 12V+ TO PUMP RETRACT  
OUTPUT 12V+ TO PUMP EXTEND

PIN/GAGE	COLOR
1 18	BROWN
2 18	WHITE
3 18	YELLOW
4 18	ORANGE
5 18	YELLOW/BLACK
6	
7 18	GREEN
8 18	BLUE

PIN/GAGE	COLOR
1 18	ORANGE
2 18	WHITE
3 18	BLUE
4 18	YELLOW
5 18	BROWN
6 18	GREEN
7	
8	
9 18	YELLOW/BLACK

INPUT. 12V+ TO LEFT REAR VALVE COIL  
INPUT. 12V+ TO RIGHT FRONT VALVE COIL  
INPUT. 12V+ TO MOTOR EXTEND SOLENOID  
INPUT. 12V+ TO RIGHT REAR VALVE COIL  
INPUT. 12V+ TO LEFT FRONT VALVE COIL  
INPUT. 12V+ TO MOTOR RETRACT SOLENOID

PRESSURE SW 12V+ OUTPUT

HARNESS 6910

BI-ROTATIONAL PUMP #7953

HARNESS 6572C

PIN/GAGE	COLOR
B 16	BLACK
A 12	RED

PIN/GAGE	COLOR
B 12	BLACK
A 12	RED

GROUND FROM CHASSIS  
12V+ YELLOW (20A FUSE)

EQUALIZER SYSTEMS  
MAIN 12V POWER  
INPUT. FROM PUMP  
MOTOR SOLENOID  
AND CHASSIS  
BATTERIES.

GROUND INPUT  
FROM CHASSIS  
CONNECTED TO STUD  
ON SIDE OF PUMP

NOTES:

THE 12V POWER SOURCE MUST NOT DROP BELOW  
10.5 VOLTS MEASURED AT THE YELLOW FUSE WIRE  
ON THE PUMP OR THE PUMP VALVE COIL BEING  
ENERGIZED WITH THE METER GROUND ON THE PUMP  
CASE GROUND.

THE PARK BRAKE INPUT TO THE LEVEL  
CONTROLLER ARE GROUND INPUTS. IT IS PULLED  
HIGH TO 12V INTERNALLY THROUGH A RESISTOR.  
IT IS LOOKING FOR AN ACTIVE LOW INPUT  
SIGNAL. WHEN THE PARK BRAKE IS ON, IT'S  
SENDING A GROUND TO THE PARK BRAKE INPUT  
OF THE LEVEL CONTROLLER.

Equalizer

55169 COUNTY ROAD 3  
ELKHART, IN 46515

REVISIONS

BY:

DATE:

UNLESS OTHERWISE  
SPECIFIED:  
TOLERANCES:

.XXX ± 0.010  
.XX ± 0.010  
.X ± 0.030  
ANG. ± 1/2°  
REMOVE ALL BURRS AND  
SHARP EDGES .015 MAX

TITLE  
AUTO LEVEL SCHEMATIC

USED ON:  
ENTEGRA ASPIRE

SIZE SCALE MATERIAL

A 1: 1

DRW BY: DATE:  
SJ 3/2/15

PART NAME:

AUTO LEVEL WIRING SCHEMATIC

PAGE: 1 OF 1  
P8739

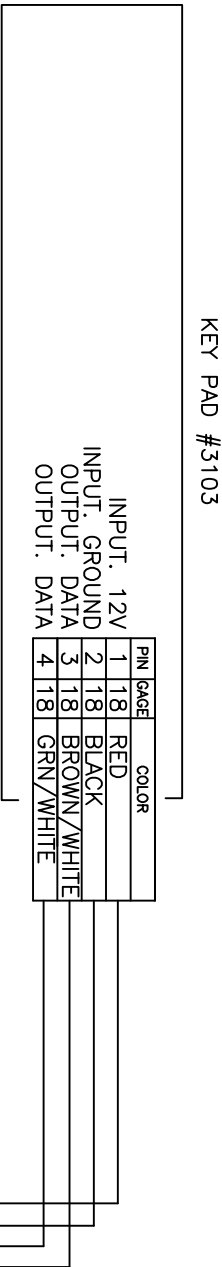
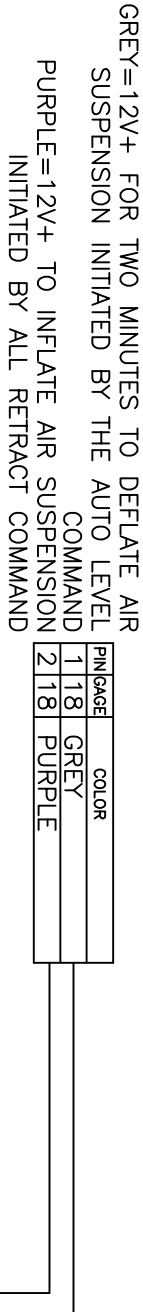
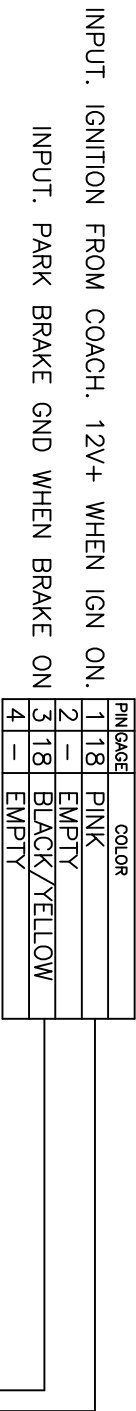
DWG. NO.: REV:

NOTICE – This drawing, including principles of design, is the  
property of Days Corporation, Elkhart, Indiana, with the  
agreement that it is not to be reproduced, copied, or loaned  
in any manner that may constitute a detriment directly or  
indirectly to Days Corporation. Acceptance of this will be  
construed as an agreement of the above.

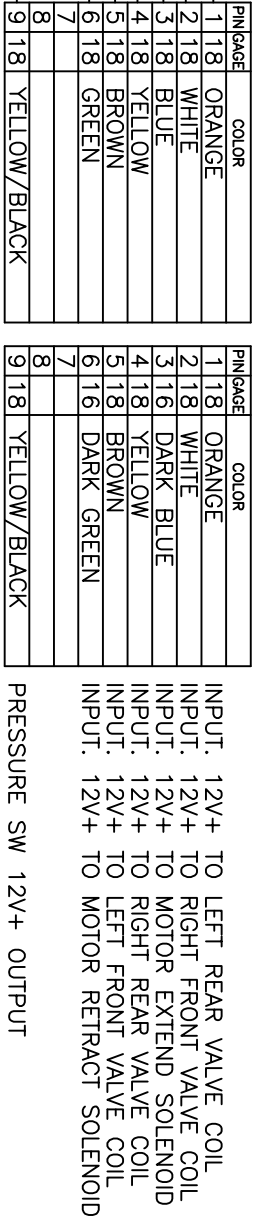
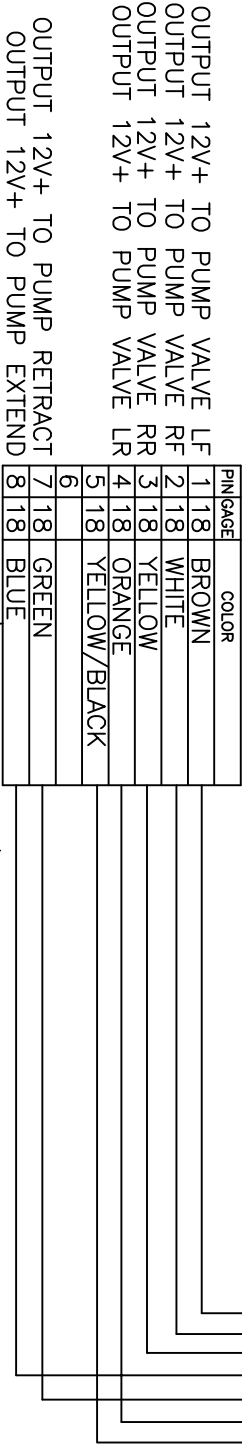
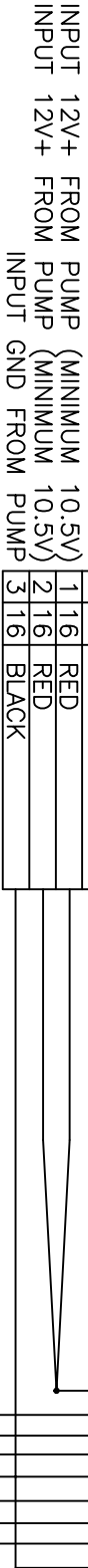
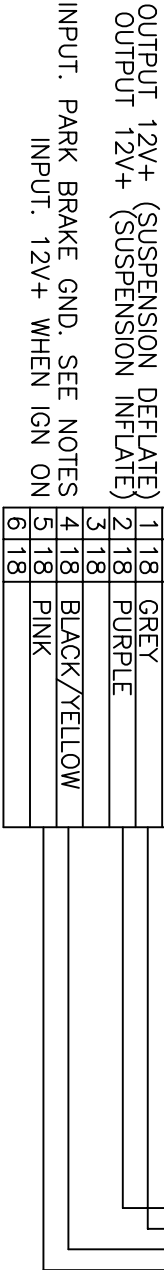
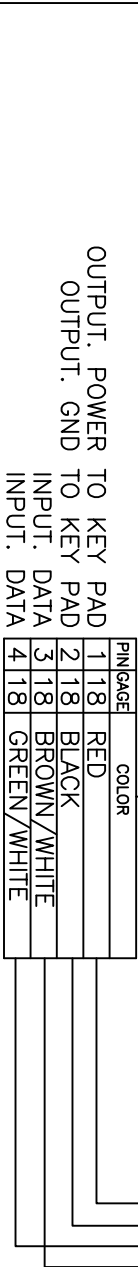
KEYPAD TO CONTROLLER HARNESS #6800U  
PUMP TO CONTROLLER HARNESS #6799U

USED ON:  
EMBARK, REATTA, INSIGNIA, & ASPIRE

CHASSIS INTERFACE CONNECTIONS



AUTO LEVEL CONTROLLER #2745U



EQUALIZER SYSTEMS  
MAIN 12V POWER  
INPUT. FROM PUMP  
MOTOR SOLENOID  
AND CHASSIS  
BATTERIES.

GROUND INPUT  
FROM CHASSIS  
CONNECTED TO STUD  
ON SIDE OF PUMP

NOTES:

THE 12V POWER SOURCE MUST NOT DROP BELOW 10.5 VOLTS MEASURED AT THE YELLOW FUSE WIRE ON THE PUMP OR THE PUMP VALVE COIL BEING ENERGIZED WITH THE METER GROUND ON THE PUMP CASE GROUND.

THE PARK BRAKE INPUT TO THE LEVEL CONTROLLER ARE GROUND INPUTS. IT IS PULLED HIGH TO 12V INTERNALLY THROUGH A RESISTOR. IT IS LOOKING FOR AN ACTIVE LOW INPUT SIGNAL. WHEN THE PARK BRAKE IS ON, IT'S SENDING A GROUND TO THE PARK BRAKE INPUT OF THE LEVEL CONTROLLER.

55169 COUNTRY ROAD 3  
ELKHART, IN 46515

*Equalizer*

<i>Equalizer</i>		55169 COUNTRY ROAD 3 ELKHART, IN 46515			
		#	REVISIONS	BY:	DATE:
		A	CHANGED IGN INPUT & PB GRND PLUG FROM 2 WAY TO 4 WAY	SJ	1/4/17

NOTICE – This drawing, including principles of design, is the property of Days Corporation, Elkhart, Indiana, with the agreement that it is not to be reproduced, copied, or loaned in any manner that may constitute a detriment directly or indirectly to Days Corporation. Acceptance of this will be construed as an agreement of the above.